


**ADMINISTRATION REPORT  
OF THE  
MUNICIPAL COMMISSIONER  
FOR  
GREATER BOMBAY  
FOR THE YEAR  
1959-60**



**BOMBAY  
PRINTED AT THE MUNICIPAL PRINTING PRESS  
1960**

**ADMINISTRATION REPORT  
OF THE  
MUNICIPAL COMMISSIONER  
FOR  
GREATER BOMBAY  
FOR THE YEAR  
1959-60**

**BOMBAY  
PRINTED AT THE MUNICIPAL PRINTING PRESS  
1960**



# CONTENTS

## PART I

	PAGES
STANDING COMMITTEE'S REVIEW OF THE REPORT	i-xxvii
COMMISSIONER'S REPORT	... 1-48
<b>Accompaniments</b>	
<b>1. FINANCIAL :—</b>	
Report of the Chief Accountant, with Appendices	... 49-203
<b>2. REVENUE :—</b>	
Report of the Assessor and Collector	... 205-212
<b>3. ELECTIONS :—</b>	
Report of the Election and Town Duty Officer	... 213-214
<b>4. PUBLIC WORKS :—</b>	
Report of the Senior Assistant Engineer—Vaitarna-cum-Tansa Scheme	... 215-218
<b>5. REPORT OF THE CITY ENGINEER :—</b>	... 219-248
(i) Planning Branch	... 219-222
(ii) Construction Branch	... 223-228
(iii) Maintenance of Buildings and Roads	... 228-233
(iv) Maintenance of drains and Sewers (Drainage Branch)	... 233-237
(v) Private Building Construction (Building Branch)	... 237-239
(vi) Mechanical Branch	... 239-240
(vii) Transport	... 240-242
(viii) Town Planning Schemes	... 242-243
(ix) Factory Permits	... 243
(x) Conservancy	... 243-245
(xi) Development Plan Section	... 245-246
Appendices	... 247-248
<b>6. ESTATES AND LAND MANAGEMENT :—</b>	
Report of the Estate Agent and Land Manager	... 249-272
I Acquisition of Lands	... 249-254
II Progress of Development Schemes	... 254
III Special Roads Schemes	... 254
IV Changes in Lay-outs	... }
V Review of Ex-Trust and Municipal Estates	... } 254
VI Slum Clearance	... 255
VII Dis-housing and Re-housing	... 255
VIII New housing Schemes	... 255
IX Disposal of Lands	... 256
X Management of Property & Collection of Revenue	... 256-258
XI Legal and General	... 258
Statements and Appendices	... 259-272
<b>7. WATER WORKS :—</b>	
Report of the Hydraulic Engineer	... 273-297
<b>8. FIRE BRIGADE :—</b>	
Report of the Chief Officer	... 299-315
<b>9. GARDENS :—</b>	
Report of the Superintendent	... 317-319
<b>10. VICTORIA AND ALBERT MUSEUMS :—</b>	
Report of the Curator	... 321-322
<b>11. MUNICIPAL LIBRARIES</b>	... 323-324
<b>12. CENTRAL STORES :—</b>	
Report of the Controller of Stores	... 325-328

## CONTENTS—(Contd.)

	PAGES
13. LICENCES, SHOPS AND ESTABLISHMENTS :—	
Report of the Superintendent	... 329—332
Report of the Chief Inspector	... 333—335
14. MARKETS AND SLAUGHTER HOUSES :—	
Report of the Superintendent	... 337—342
15. PRINTING PRESS :—	
Report of the Manager	... 343—345
16. K. E. M. HOSPITAL AND SETH G. S. M. COLLEGE :—	
Report of the Dean	... 347—367
17. BAI YAMUNABAI L. NAIR CHARITABLE HOSPITAL AND TOPIWALA NATIONAL MEDICAL COLLEGE	... 369—388
18. NAIR HOSPITAL DENTAL COLLEGE	... 389—392
19. L. T. MUNICIPAL GENERAL HOSPITAL, SION, AND ANNAPURNABAI DESHMUKH HOSPITAL FOR WOMEN	393—397
20. GROUP OF T. B. HOSPITALS, SEWRI	... 399—404
21. LEGAL DEPARTMENT	... 405—407
22. EDUCATION :—	
Report of the Education Officer	... 409—423
23. Research Unit—Report of the Research Officer	... 425
24. LABOUR :—	
Report of the Labour Officer	... 427—430
25. Public Relations Department	... 431
26. Ward Officer's Department	... 432
27. Mahatma Gandhi Memorial Olympic Swimming Pool	... 433
28. Report of the Organization and Methods Officer	... 435
29. Test Audit Officer	... 437—438
30. Report of the Editor, the Bombay Civic Journal	... 439
31. INDEX	... 440—444

## PART II

1. PUBLIC HEALTH :—	
Health Officer's Report	... 1—10
Report of the Medical Superintendent, Arthur Road Hospital	... 10—12
Report of the Municipal Analyst	... 12—13
Report of the Superintendent of Vaccination	... 13
Vital Statistics—Tables in Health Officer's Report	... 14—73
Index	... 74

**REVIEW OF THE STANDING COMMITTEE OF THE ADMINISTRATION  
REPORT OF THE MUNICIPAL COMMISSIONER FOR GREATER  
BOMBAY FOR THE YEAR 1959-60.**

(City.)

The Administration Report, submitted by the Municipal Commissioner, gives in detail the working of the various Municipal Departments for the year 1959-60.

2. Shri P. T. Borale was elected Mayor of Bombay for the year under report and continued to hold that office throughout the year. Dr. B. P. Divgi, Corporation. M.B., B.S., was the Chairman of the Standing Committee, Shri M. Madhavan was the Chairman of the Improvements Committee and Shri B. S. Dhume was the Chairman of the Education Committee for the year under report and they continued to hold their respective offices throughout the year.

3. Shri V. L. Gidwani, I.C.S., continued to hold the office of the Municipal Commissioner during the year under report.

4. The financial transactions have resulted in a surplus of Rs. 93.92 lacs at the end of the year instead of the anticipated deficit of Rs. 15.37 lacs. This was due to the fact that the actual income increased by Rs. 36.56 lacs over the Budget Estimate, while the expenditure was reduced by Rs. 32.62 lacs over the budgeted amount. This Premier City has all along endeavoured to provide every available civic amenity to its citizens within the slender resources at its disposal. Vigorous efforts must, therefore, be made to augment the Municipal finances as well as to reduce the wasteful expenditure, if any, by proper scrutiny. The implementation of the recommendations of Messrs. Ibcn Ltd. on the reorganisation of Municipal departments and the scrutiny of the Establishment proposals by the Organisation and Methods Division have resulted in appreciable reduction in the Establishment cost.

5. In preparing the Budget Estimates for the year under report, an Opening Cash Balance of Rs. 1,02.51 lacs was estimated. On the final closing of the accounts for the year under report, the actual Opening Balance for the year under report, amounted to Rs. 1,32.03 lacs, as against Rs. 18.16 lacs for the previous year. The total income budgeted for was Rs. 11,92.80 lacs while the actual realizations amounted to Rs. 12,69.48 lacs, showing an increase of Rs. 76.68 lacs over the budgeted amount and also an increase of Rs. 1,60.13 lacs over the figures of actual income of the previous year, viz., Rs. 11,09.35 lacs. On the Expenditure Side, the amount budgeted for was Rs. 12,08.17 lacs whereas the actuals of expenditure were Rs. 11,75.56 lacs, as against the previous year's actuals of Rs. 11,23.28 lacs. The anticipated deficit of Rs. 15.36 lacs was thus turned into a surplus of Rs. 93.91 lacs as against the deficit of Rs. 13.92 lacs, and the surplus of Rs. 23.20 lacs in the previous two years. The financial transactions of the year ended with a closing balance of Rs. 71.39 lacs.

A detailed study of the Income Side reveals an increase of Rs. 1,60.32 lacs over that of the previous year, viz., Rs. 10,69.05 lacs (exclusive of transfers from B, E. S. & T. Fund). The main increases were under (1) Property taxes, (2) Town Duty, (3) Grant-in-aid of fees for music, etc., licence, (4) Interest and profit on investments of surplus loan and other balances, (5) Water Works, (6) Public Health, (7) Medical Relief, (8) Roads, S.W. Drains, Buildings and (9) Licensing.

6. As against the final sanctioned grants (including renewed and additional grants which aggregated to Rs. 15,11.18 lacs the actuals amounted to Rs. 11,75.56 lacs leaving an unexpended balance of Rs. 3,35.62 lacs. Against this an amount of Rs. 1,94.75 lacs was required to be renewed for expenditure during the following year and the balance of Rs. 1,40.87 lacs was allowed to lapse as savings.

The actual expenditure for the year, viz., Rs. 11,75.56 lacs, compared with that of the previous year, viz., Rs. 11,23.28 lacs, showed an increase of Rs. 52.28 lacs.

The main increases on the Expenditure Side were under General Supervision, Water Works, Medical Relief, Street Cleansing, Buildings and Contribution to Budget 'B'.

The incidence of taxation per head for the year was Rs. 44.97 as against Rs. 38.88 for the preceding year.

7. The Opening Balance on 1st April 1959 on account of Loan Funds excluding the Trust Funds was Rs. 1,26.78 lacs. Loans aggregating to Rs. 3,35.57 lacs were raised during the year.

The total Loan Funds available for expenditure during the year were Rs. 4,62.47 lacs. Out of this, an amount of Rs. 1,772 was reserved for the purchase of Capital Stock. The net amount thus available for expenditure during the year was Rs. 4,62.45 lacs. The total expenditure incurred during the year was Rs. 2,26.58 lacs leaving a balance Rs. 2,35.86 lacs in the Loan Funds at the close of the year.

The actual expenditure amounted to Rs. 2,28.08 lacs on Capital Works as against the budgeted figure of Rs. 5,39.58 lacs, the percentage by which actuals fell short of Budget Estimates being 58 as against 63 for the preceding year.

The amount of the new loan proposed in the Budget for 1959-60 was Rs. 500 lacs. The same was increased to Rs. 4.50 lacs in the revised estimates.

A loan of Rs. 330 lacs was raised by public subscription. The total amount actually raised to finance the Capital Expenditure including purchase of Plant and Machinery was Rs. 3,35.57 lacs.

The Balance of the loan of Rs. 170 lacs out of the loans aggregating to Rs. 500 lacs sanctioned for 1959-60 was also allowed to lapse.

Reduction of Debts during the year amounted to Rs. 60.84 lacs. At the close of the preceding year, the total amount of Municipal Loan Outstanding including advances from the various Special Funds was Rs. 39,84.16 lacs. Amount of loan outstanding as on 31st March 1960 was Rs. 42,58.89 lacs. The total debt charges for payment of interest, Sinking Fund, etc., amounted to Rs. 3,09.02.

8. The book value of investments of the Sinking Fund at the close of the year amounted to Rs. 9,64.10 lacs. Valuing the Municipal and Improvement Trust Debentures at par, the market value of the Sinking Fund Investment at the end of the year stood at Rs. 9,34.80 lacs. This, together with the amount of interest accrued upto 31st March 1960, viz., Rs. 4.57 lacs, brought the total amount of the Sinking Fund to Rs. 9,39.38 lacs, which more than covered the amount of Rs. 9,28.97 lacs at which the Fund should have accumulated at the close of the year. The excess in the Fund was thus Rs. 10.41 lacs against Rs. 15.28 lacs at the end of the previous year.

9. The total income for the year amounted to Rs. 1,27.50 lacs against Rs. 1,24.06 lacs for the previous year showing a net increase of Rs. 3.44 lacs. The main increases were in respect of (i) Rent and other proceeds of properties Rs. 2.55 lacs, (ii) Grant-in-Aid for meeting the deficit in the General Account Rs. 0.8 lacs, (iii) Miscellaneous receipts Rs. 0.31 lacs, and (iv) Contribution from Municipal Corporation Rs. 1.39 lacs counterbalanced by decrease of Rs. 0.91 lacs under interest and profit on investment.

The total expenditure for the year, viz., Rs. 1,24.97 lacs showed an increase of Rs. 0.82 lacs on that of the previous year. This is due to increase of Rs. 0.92 lacs under Maintenance of Properties and Streets, counterbalanced by decrease of Rs. 0.9 lacs, under Debt Charges.

Loan liabilities of the *ex-Trust* at the commencement of the year were Rs. 14,68.95 lacs against Rs. 14,79.89 lacs in the previous year. The repayment of loan during the year amounted to Rs. 58.67 lacs, including the amount of Rs. 8.67 lacs which was repaid to Government on the basis of equated payments. The outstanding loan liabilities at the close of the year thus stood at Rs. 14,60.27 lacs of which the actual liability of Government was Rs. 7,44.62 lacs. All the debentures in respect of loans aggregating Rs. 476 lacs originally raised from Government have now been repurchased according to the approved programme for Sinking Fund Investments. The liability to Government on this account is, therefore, only Rs. 2,68.62 lacs.

The year began with an Opening Balance of Rs. 16.53 lacs. In the course of the year, receipts on account of sale proceeds of Lands and Buildings amounting to Rs. 29.92 lacs were credited to this Account. A loan of Rs. 50 lacs was raised during the year. The total funds thus available were Rs. 96.45 lacs. The surplus in the General Account for the year amounted to Rs. 2.53 lacs and was transferred to the Capital Account. There was thus left an unspent balance of Rs. 40.03 lacs at the close of the year.

The actual Expenditure during the year on schemes amounted to Rs. 58.94 lacs as against the Revised Estimates of Rs. 1,83.93 lacs including Rs. 11.95 lacs on account of the cost of Management and Establishment. The total expenditure on Schemes upto 31st March 1959 amounted to Rs. 22,61.39 lacs of which Rs. 14.53 lacs represent discount and other charges on loans and Rs. 45.91 lacs represent the amount towards repayment of loan.

The amount of Sinking Fund on 31st March 1960 was Rs. 6,46.01 lacs including cash of Rs. 109 with the State Bank of India. Valuing the Municipal and Sinking Fund in Improvement Schemes Account. Trust debentures at par, the market value of Sinking Fund Investment at the end of the year under review amounted to Rs. 6,49.85 lacs. This, together with interest accrued upto 31st March 1960, viz., Rs. 2.08 lacs and cash of Rs. 109 with the State Bank of India brought the total amount of Sinking Fund to Rs. 6,51.94 lacs against Rs. 5,70.34 lacs at which the Sinking Fund should have accumulated at the close of the year. The excess in the fund thus amounted to Rs. 81.59.

The liabilities of the loans in respect of the Improvement Schemes as outstanding on 31st March 1960 was Rs. 14,60.27 lacs. Out of this Rs. 2,68.62 lacs were borrowed from Government as aforesaid and the balance of Rs. 11,91.65 lacs represented loans raised by issue of debentures. Out of this Rs. 476 lacs originally borrowed from Government have now been repurchased for Sinking Fund investments and Rs. 7,15.65 lacs from the public.

The gross Capital liabilities of the Improvement Schemes stood at Rs. 15,07.86 lacs at the close of the year under review and the assets at Rs. 31,30.67 lacs including the book value of lands comprised in Schedules 'W' and 'X'.

With a view to meeting the expenditure on Slum Clearance Scheme in the City, a loan Capital Account, Slum Clearance. of Rs. 25 lacs was raised, whereas an additional sum of Rs. 14.33 lacs was received from Government. Further sum of Rs. 970 was realised as sale proceeds of surplus land, the total amount thus available for expenditure being Rs. 48.88 lacs. The expenditure incurred during the year including discount and other charges on loan amounted to Rs. 22.99 lacs, leaving a balance of Rs. 22.86 lacs in the Capital Account, Improvement Schemes, Slum Clearance for the City.

10. The total income for the year amounted to Rs. 2,20.30 lacs (including Rs. 1,45.19 Education Fund. lacs being the contribution from Budgets 'A', 'D' and 'F' against the Budget Estimates of Rs. 2,19.28 lacs and the Revised Estimates of Rs. 2,33.30 lacs showing an increase of Rs. 1.02 lacs on Budget Estimates and a decrease of Rs. 12.99 lacs on the Revised Estimates. The increase of Rs. 1.02 lacs is made up of Rs. 3.38 lacs under Education Cess, Rs. 0.63 lacs under Interest on Investments of Surplus Moneys, Rs. 3,625 under contribution on from Government, Rs. 0.30 lacs under Miscellaneous Revenue counterbalanced by Rs. 3.33 lacs under Contributions from Budgets 'A', 'D' and 'F'.

The total expenditure booked was Rs. 2,37.78 lacs and the total unexpended grants amounted to Rs. 16.20 lacs. Out of this, grants renewed in 1960-61 aggregated to Rs. 16.96 lacs, leaving a balance of Rs. 16.40 lacs to lapse as savings.

The Education Cess was levied during 1958-59 for the first time at 1½ per cent. of rateable value on buildings and lands, rateable value of each of which is not less than Rs. 300 per annum; and at 1 per cent. of rateable value on buildings and lands, the rateable value of each of which is less than Rs. 300 per annum, but not less than Rs. 75 per annum. The same rate was continued during 1959-60. Out of the total Loan Funds of Rs. 79.29 lacs, the expenditure booked during the year on the Capital Works was Rs. 36.96 lacs leaving a balance of Rs. 42.33 lacs to be carried to the following year. A loan of Rs. 40 lacs was proposed to be raised in the Estimates but a loan of Rs. 50 lacs was raised during the year under report.

11. During the year under report, the rates of taxation remained the same as in the previous year, same in the case of General Tax, which was increased by 2 per cent. and water tax which was increased by 0.75 per cent. In addition the Education Cess was continued to be levied at the rate mentioned in the foregoing paragraph. The rates of taxation thus stood as follows :—

General Tax (including Fire Tax at 19.75 per cent.), Water Tax at 4.50 per cent. and Halalkhore Tax at 3.50 per cent., Tax on vehicles and animals was levied at the maximum rates mentioned in Schedule 'G' of the Bombay Municipal Corporation Act. Rates charged for the supply of water by meter measurement also remained the same as in the previous year and ranged, from Rs. 0.75 to Rs. 2.50 per 1,000 gallons according to the class of properties, the minimum rate being charged to the Government and the maximum to the Race Course premises.

On the Assessment Register at the close of the year, there were 56,363 properties against 56,091, and 55,040 during the previous two years. 53,048 properties as against 52,760 properties in the previous year were assessed to General Tax while 2,189 properties against 2,205 in the previous year were exempted from General Tax under Section 143(1)(a) of the Bombay Municipal Corporation Act, while the Municipal properties exempted from the General Tax numbered 1,126.

Properties newly erected, demolished and enlarged during the year numbered 524, 252 and 810 respectively, as against 1434, 383 and 1,153 in the previous year. At the end of the year single-room tenements, double-room tenements and flats in the city numbered 270, 508, 84,729 and 68,538, against 272, 880, 83,060 and 65,823 in the previous year.

Rateable value of all properties in the City at the end of the year amounted to Rs. 28,92.71 lacs as against Rs. 27,77.90 lacs and Rs. 26,64.33 lacs in the preceding two years. The rateable value *per capita* was Rs. 124.37 as against Rs. 119.43 and Rs. 114.55 in the previous two years. In 178 cases, the rateable value was increased by more than Rs. 2,000 in each case.

In the classification of properties according to user, it is found that out of 56,363 properties with an approximate rateable value of Rs. 28,92.71 lacs, 38,390 properties only are used for residential purposes with an approximate rateable value of Rs. 17,66.79 lacs.

From the classification of properties according to rateable values, it is found that as many as 48,008 properties come within the rateable value of Rs. 20,000 leaving only 2,374 properties having rateable value between Rs. 20,001 and Rs. 3,50,001 and above. These figures do not however, include properties belonging to the Bombay Port Trust and the Railways which are assessed in lump.

The total number of vehicles and animals taxed during the year (including those taxed under the Public Conveyance Act of 1920) was 53,685 as against 50,736 and 49,968 in the previous two years. Of this total number, the maximum number in any group was 27,666 for motor cars (including 3,504 taxis) and the smallest numbers were 14 for trollies and 33 ponies.

During the year under report, Wheel Tax for hack-victorias, labour-carts and hand-carts (without pneumatic tyres) leviable, respectively, at Rs. 112, Rs. 40 and Rs. 8 per annum was compounded for the calendar year at Rs. 100, Rs. 35 and Rs. 6, respectively, as they had to pay the tax for the whole year in advance instead of quarterly as in the case of other vehicles.

During the year under review, bills numbering 1,31,617 and 1,49,542 were issued, respectively, for Property and Wheel Tax. The amount collected against net total demand of Rs. 13,33.48 lacs was Rs. 9,46.79 lacs which worked out to 29 per cent. of the net demand. The total outstanding at the end of the year was Rs. 3,86.68 lacs. Outstanding involved in disputes regarding water tax and water charges stood at Rs. 14.24 lacs at the end of the year. The figure of total outstandings is also inclusive of the amount of Rs. 3.98 lacs involved in complaints against rateable values, which were pending at the close of the year. Out of the total outstanding from private properties, an amount of Rs. 1.75 lacs was involved in suits filed, Rs. 10.46 lacs were payable by the Court Receiver and Official Assignee, about Rs. 16.15 lacs were involved in appeals against rateable values and about Rs. 20.03 lacs were involved in disputes regarding Wheel Tax. The amount was also inclusive of a sum of about Rs. 19.18 lacs in respect of properties occupied on flat ownership basis. The average of recovery to the total demand during the year under report was 71 per cent., the percentage of outstanding being 29, as against 26.58 and Rs. 22.50 in the previous two years. The Standing Committee note with concern that the percentage of outstanding is high and hope that vigorous efforts will be directed to reduce the outstandings to the maximum possible extent. The Committee feel that it will be possible to recover the arrears if a little more alertness is shown by the Collection staff as is done in the month of March 1960 when a record collection of Rs. 1.84 crores was made in one single month only which is first of its kind in the history of the department.

The total amount on exemption from General Tax allowed in respect of different properties during the year was Rs. 41.42 lacs as against Rs. 35.44 lacs and Rs. 33.57 lacs in the previous two years.

The number of claims received for draw back and refund was nil and 2,966 respectively, against 4 and 3,566 and 10 and 3,948 in the previous two years. Of these, only 2,248 refund claims were admitted involving an amount of about Rs. 3.76 lacs. No claim for drawback was admitted.

During the year, 3,845 complaints were received against revision of assessment amounting to Rs. 3,78.48 lacs while 1,819 complaints against original assessment amounting to Rs. 2,09.31 lacs. 63 appeals for rateable values were received in the year and all of them were pending at the close of the year.

In 28 cases, suits were filed against rate payers for the recovery of taxes but all of them were withdrawn as the amount involved therein was received. One suit which was filed last year is still pending. In 17 and 178 cases, actions under Sections 203 and 207(1)A of the Bombay Municipal Corporation Act, were resorted to with a view to effecting early recovery of the bills. In several other cases, this action is in progress.



An amount of Rs. 9,365.56 was collected as Riot Tax in the year under report.

During the year under report, the matter as regards assessment of the Railway properties (Central and Western) for the quinquennium 1949-54 was referred to the Union Government through the Government of Maharashtra and a communication from them was awaited. As regards the assessment for the quinquennium 1954-59, necessary particulars were called from them. As the agreement regarding the points of disputes between the B. P. T. Authority and the Municipal Administration was reached the Assessment of Bombay Port Trust properties for the quinquennium 1944-49 was being finalised. Enquiry regarding the rateable value to be fixed in respect of the State Government and the Central Government Properties for the quinquennium 1954-59 conducted by Shri P. P. Kapadia was completed and he had given his Award for the said quinquennium. As regards the properties enjoying exemption from the levy of General Tax under Article 285 of the Constitution, the Central Government have since agreed to pay from 1st April 1954, the charges for the specific services rendered by the local authorities and have directed the State Government to fix a percentage of such charges payable in lieu of the General Tax. Tax amounting to Rs. 5,035.62 representing a charge on 389 race horses from November 1959 to March 1961 was recovered through the Western India Turf Club against Rs. 5,449.47 during the preceding year.

12. The rates of taxation continued to be the same as in the preceding year, *i.e.*, 5 per cent. in the case of buildings and lands, the rateable value of which were above Rs. 2,000 in each case, and 2½ per cent. in the case of buildings and lands, the rateable values of which were Rs. 2,000 and below in each case but not less than Rs. 500. Properties having the rateable value of less than Rs. 500 per annum each, continue to be exempted. The arrears of the tax as on 1st April 1959 were Rs. 49.32 lacs, which reduced to Rs. 48.80 lacs during the year under report on account of amendment. Out of this amount, a sum of Rs. 24.30 lacs was collected, having a balance of Rs. 24.50 lacs at the close of the year. The demand in respect of the tax for the year 1959-60 was Rs. 1,22.90 lacs, collection Rs. 89.11 lacs, while Rs. 33.78 lacs, remained outstanding at the close of the year. The total collection of Urban Immoveable Property Tax thus amounted to Rs. 1,13.42 lacs during the year under report.

In 94 cases, suits were filed against the rate-payers for the recovery of supplementary U. I. P. Tax bills issued for the period from 1st April 1948 to 31st March 1952.

13. During the year, the rates of Town Duties continued to be the same as those prevailing in the previous year. Proposals made for revising the Town Duty Schedule and necessary amendments to the Bombay Municipal Corporation Act, were under the consideration of the Corporation. The gross collections from Town Duties amounted to Rs. 1,25.57 lacs as against Rs. 1,12.51 lacs, in the preceding year. There was an increase in the net receipts by Rs. 15 lacs from Timber and Plywood, Edibles, Coal, Iron and Steel while net receipts from grain and tea showed a small decrease. The amount refunded during the year under review was Rs. 13.80 lacs as against Rs. 13.13 lacs in the previous year. Town Duties gave a net revenue of about Rs. 1,12.06 lacs as against Rs. 97.10 lacs, Rs. 94.91 lacs and Rs. 97.59 lacs in the previous three years. The total number of claims for refund was 15,904 as against 15,826 in the preceding year. The number of claims for refund during the year was more by 78 than in the previous year, and the amount of refund was more by about Rs. 67,793.

Fees for stamping sugar bags, tea cases, etc., amounted to Rs. 0.74 lacs as against Rs. 0.67 lacs, in the preceding year.

Town Duties collected at Mulund and Dahisar etc., in respect of articles coming by roads, by Air or in the Head Office amounted Rs. 26.20 lacs as against Rs. 24.23 lacs and Rs. 15.99 lacs in the preceding two years showing an increase of Rs. 1.97 lacs over the previous year.

14. In accordance with the provisions of Section 21B of the Bombay Municipal Corporation Act, a supplementary Election Roll containing 2,594 names was published on 20th December 1959 when the total number of voters on the Municipal Election Roll was 16,12,662. In response to a notice published in the local newspapers inviting applications for enrolment 2,795 applications were received, out of which 75 were rejected and 126 were found identical with the names already on the roll.

The three Election petitions in respect of the last Municipal General Elections challenging the Validity of Elections, pending in the Small Causes Court were dismissed with costs. The preliminary work and the work of preparation of the Municipal Election Roll in respect of the General Elections, 1961, were started. No bye-elections were held during the year under report.

15. The Architectural Planning Branch prepared in all 78 plans, 62 Detailed Estimates costing Rs. 1,87.80 lacs, which included Plans and Estimates for three new school buildings and 1 for additional accommodation in school buildings. This also included those for alterations, additions, etc., to the buildings of different Medical Institutions, Fire Brigade Stations at various places. Plans and Estimates for the proposed full fledged Market at Worli Neighbourhood Unit Colony were prepared. Plans and Estimates amounting to Rs. 4.32 lacs were also prepared for the Eye Hospital at the junction of Bapty Road and Trimbak Parshuram Street. Plans and Estimates for the construction of shops and tenements on plots Nos. 539, 4 and 4A in Foras Road Estate. Plans and Estimates for the proposed Gymnasium and Welfare Hall at Rajwadkar Street, Colaba, Band Stand at Kings Circle and Welfare Centre for Mahila Mandal at Bellasis Road Chawls were prepared.

16. The total number of properties both Municipal and *ex-Trust* maintained by the Maintenance Branch during the year was 3,437 which was more by 95 than the number of properties, *viz.*, 3,342 in the previous year. 124 properties were added during the year under report while 29 properties were demolished. The work of upkeep and maintenance of buildings was carried out partly by contract and partly by departmental agency. Work orders to the extent of Rs. 10.45 lacs through the Petty Works Contractors as against Rs. 9.19 lacs in the previous year. In addition, repairs to school buildings under Budget 'E' were also carried out at a total expenditure of Rs. 0.30 lacs in the year under report. In addition oil-painting and white-washing to the Municipal properties were carried out from the provision of Rs. 0.75 lacs.

Works of improvement of water supply by provision of separate water tap in each room of Mazagaon Chawls Nos. 1 to 15 and Nagpada Chawls Nos. 17 to 19 and Palton Road Chawls Nos. 1, 2 and 3 was in progress. The work of electrification of 134 tenements at Pais Street Chawls and Mandvi Koliwada Chawls Nos. 1 to 3 was completed. The work of 240 tenements at Old Memonpura Chawls Nos. 1 to 4 was in progress. The work of providing separate water taps in each room of New Labour Camp, Sewri, was in progress.

Of the total expenditure works to the extent of Rs. 11.83 lacs were carried out departmentally and of Rs. 2.47 lacs through outside Agencies.

During the year under report, a beginning was made in respect of the following major schemes which were hitherto deferred for want of funds :—

Construction.

(1) Construction of regular road with footpath along T. P. Line, between DeLisle Road and Mahim ; (2) Two new buildings in the compound of R. P. T. B. Hospital for accommodating additional 300 beds ; (3) The new building for General Ward and Small-Pox Wards on modern lines in the compound of Arthur Road Hospital ; (4) Laying sewers in Reay Road ; (5) Two independent buildings for cardiac and thoracic Institutes at Parel costing over Rs. 70 lacs ; (6) one up-to-date multipurpose hall for public at Chowpatty Foreshore ; (7) Additional floor over G. S. M. College Building at Parel ; (8) Municipal Eye Hospital with Eye Bank at Kamathipura and (9) New Market in Worli Neighbourhood Unit area.

As the supply of cement was too meagre, either the commencement of the new works was postponed or progress of some of the works was considerably slowed down. As soon as the fabricated steel became freely available, it was possible to get the works executed with contractors' steel. Shortage of cement necessitated fixing of priorities, of important sewer works, leaving meagre quantity for building and construction works.

17. During the year, 1,904 applications against 2,094, in the previous year were received for the construction of new buildings or additions and alterations to the existing ones. This includes 43 proposals from Government. The number of new tenements constructed during the year was 2,285 against 2,978 in the preceding year. Out of 2,285 tenements, 100 were one-room tenements, 821 were two-room tenements and 1,364 larger tenements. The corresponding figures for the previous year were 495, 230 and 1,756. Of the newly constructed tenements, the highest number was 1,155 in F Ward consisting of 14 one-room, 436 two-room and 705 larger tenements. The total number of new buildings constructed by private enterprise during the year was 314 of which 125 were residential and 189 non-residential as against 381 constructed during the preceding year. 28 buildings were constructed by Co-operative Societies and 6 by employers for their employees. According to the above statistics, the new building activity did not even touch the fringe of the problem looming large since a long time. A fillip to this industry is very essential, if adequate housing accommodation is to be provided to the citizens within some reasonable range of time.

The number of tenements demolished during the year was 495 against 1,276 in the previous year. Of these 423 were one-room tenements, 20 two-room tenements and 52 larger

tenements: Of the demolished buildings, the highest number was 237 in 'E' Ward and consisted of 226 one-room tenements, 1 two-room tenement and 10 larger tenements. Such demolitions though inevitable in the interest of the occupants of the premises, tend to aggravate the existing acute housing shortage. It is, therefore, desirable that the Executive should, before pulling down any building, satisfy itself that the building is definitely in a ruinous condition and beyond repairs.

During the year, the crusade against the unauthorized works was vigorously pursued. It appears that due to housing shortage there is an upward trend to put up such works, without proper permission and in contravention of the provisions of the Municipal Corporation Act and the Building Bye-laws. Sanction of the Standing Committee was obtained in 811 cases for the removal of unauthorized works. In addition there were 736 cases pending at the close of the last year giving a total of 1,547 unauthorized structures. Of these 479 works were removed by the parties, while 340 cases were removed departmentally. Out of the remaining 728 cases, in 51 cases works were allowed to be regularized by the parties and 677 cases were pending at the close of the year.

Action for the removal of stall-board projections and show-cases on public streets was continued through the Stall-board Removal Staff. In all 1,166 warning letters were issued during the year under report. 338 projections were removed by the parties of their own accord and 4,500 were removed departmentally. 643 stall-board projections, 2,126 weather frame projections and 236 rolling shutters were allowed to be retained on payment of fees as against 825, 1,994 and 260 respectively, in the preceding year.

In the case of dilapidated houses, the issue of notices and launching of prosecutions continued as before. In all 12,584 notices were issued during the year for removal of unsafe buildings against 12,584 in the previous year. Out of these 8,801 were complied with and 1,609 were pending at the end of the year. Out of 2,529 notices pending at the end of the last year, 1,621 were complied with and 825 notices still remained pending at the close of the year. In 73 deserving cases, where the owners applied delaying tactics or refused to comply with Municipal requisitions, authorisations under Section 499 of the Act, were given to tenants to carry out repair works and to recover the reasonable expenses incurred by them from the rents. Thus, it can be seen that in very few cases the occupants of the buildings were keen in getting the above authorization.

In some cases, departmental action had to be taken to pull down unsafe portions of buildings in the interest of public safety, as the owners failed to carry out the Municipal requisitions, meeting the cost in the first instance from the special provision made for the purpose in the Budget. Action for propping up, etc., of unsafe buildings in 36 cases resulted in an expenditure of Rs. 29,188.24.

The enormous cost involved in the acquisition of set-back hampered the improvement and widening of narrow streets in congested localities and in several cases minor works were permitted within the Regular Lines on payment of indemnity money. The area of the set-backs added to the road was 3,317.10 square yards.

During the year 117 buildings or portions thereof collapsed as against 152 in the previous year. The total number of persons injured was 48 and those killed was 13.

18. In the Slum Clearance Scheme in respect of two clearance areas K-1 and G-1 in Kamathipura, further progress was made during the year. The Special Land Acquisition Officer declared amounts of compensation in respect of properties within the above clearance areas. The total area acquired was 5,189.97 square yards, the total amount of compensation paid to the land owners amounted to Rs. 2.62 lacs and the total cost of acquisition including Government charges worked to Rs. 2.64 lacs. Action for evacuation of buildings given in Municipal possession and demolishing the same continued. The total number of buildings, evacuated and demolished by the end of the year was 31. Besides this, two areas, viz., B-1 and M-1 in Kamathipura and at Match Factory Lane at Kurla were declared as 'Clearance Areas' and further procedure as per the provisions of the Act was completed. The clearance order in respect of Slum area known as Dhobi Chawl at Colaba was also made during the year and the same was confirmed by the State Government. Another area at Arthur Road was declared as a 'Clearance Area' and further procedure is in progress. A third programme of 'Sweepers Housing Schemes' of an outlay of Rs. 43.92 lacs for the construction of 732 tenements in the City, Suburbs and Extended Suburbs was submitted to Government for sanction. Position regarding the Housing works during the year under report was 452 tenements completed and 852 tenements were under construction in different stages. In the matter of municipal housing, the progress was handicapped due to non-availability of steel. The negotiations carried with Government for the release of *Ad Hoc* quota of steel were not successful. Amongst the works which were in progress during the previous year and com-

Slum Clearance, Housing and Land Acquisition.

pleted during the year under report the major ones are (1) Construction of a new building for T.N.M. College at Dr. A. L. Nair Road, (2) Construction of building No. 2 consisting of basement, ground and three upper floors at L. T. M. G. Hospital, Sion, (3) The construction of an additional floor over registration block, O.P.D. for full-time departments of medicine and Surgery at the K. E. M. Hospital, Parel, (4) Construction of an Hostel building for male students of T. N.M. College at Haji Ali Park, (5) Construction of a school building on Plot Nos. 271-272A, Scheme 6, Sion-Matunga near Koliwada Railway Station, (6) Construction of a school building at Gokhale Road (South), (7) Construction of an additional floor over the Municipal School Building at Imamwada and (8) Construction of a Fire Brigade Station at Victoria Bunder Road, Colaba.

Amongst the new works started during the year under report and which were either completed or in progress the major ones were (1) Construction of 200 bedded ward at R. P. T. B. Hospital, Sewri, (2) Construction of Turner Block at G. T. B. Hospital, Sewri, (3) Construction of two additional floor over the Nurses' Home at K. E. M. Hospital, (4) Construction of a building for surveyor's office at A. C. Market, (5) Construction of a school building (a) in the compound of Maratha Hospital at Connaught Road, (b) Plot No. 317 (North), Sewri-Wadala, (c) New Body Guard Lines, Mahalaxmi.

Tenders for the following major works were invited or contracts awarded during the year under report :—

(1) Construction of additional floor over the G. S. M. College, Parel, (2) Construction of two independent buildings for Cardiac and Thoracic Institute at Parel, (3) Construction of two buildings for 168 and 148 beds at Arthur Road Hospital, (4) Construction of a building with Eye Hospital with Eye Bank at Kamathipura, (5) Construction of two additional floors over the Convalescent Home, Parel, (7) Construction of super-structure work for Raja Baldevdas Birla Kreedra at Chowpatty, (8) Construction of school building (a) on Plots Nos. 83-84 and 89-90, Naigaum for Bhoiwada School, (b) at Bane Compound, Arthur Road, (Stable site), (c) at Worli Neighbourhood Unit area, (d) at Worli Koliwada, (e) on area out of Municipal playground at Agripada.

Works of (1) Construction of O. P. D. building at L. T. M. G. Hospital, Sion and (2) School building behind Elphinstone Road Market which were in progress during the last year, continued to be in progress during the year under report.

The housing schemes undertaken by the Corporation represent housing for the essential Municipal staff, for Municipal staff in general, public housing for low-income groups and housing to be provided for slum clearance.

In spite of the progress in housing and slum clearance as indicated above, the housing problem in the City has not eased to any appreciable extent and it is necessary that still more vigorous effort for providing housing accommodation needs to be made in order that the crying need of the citizens for accommodation may be met to a considerable extent within a reasonable time. It is hoped that the State and the Central Governments realising the magnitude of the housing and slum clearance problems will continue to give subsidy on a more liberal scale.

**19. Dadar Purification Works.**—The Sewage Purification Works at Dadar functioned satisfactorily throughout the year under report. The total quantity of Drainage and Sewerage. sewage received at the Plant during the year was 7,715.20 million gallons, i.e., an average of 18.39 million gallons per day against the total quantity of 6,409.06, 5,775.07 and 5,166.54 million gallons received at the Works in the previous three years giving daily averages of 17.56, 15.82 and 14.15 million gallons, respectively. The total quantity of sludge gas generated during the year was 58,404,000 cubic feet indicating slight decrease in gas generation mainly due to heavy rainfall while the daily production was 1,60,010 cubic feet as against 1,66,755 cubic feet per day last year. The total revenue realised during the year by sale of gas amounted only to Rs. 1,79,850 as against Rs. 1,73,569 during the previous year showing an increase of Rs. 6,281. The revenue realised by the sale of dry digested sludge manure during the year amounted to Rs. 19,108. The reason for more income was mainly due to the more liberal availability of wagons this year.

The working of the old and new pumping station was not very satisfactory during the year under report for various reasons. Both the pumps were required to be shut down very frequently for repairs. The average suction level of Pumping Station No. 1 during the year was 73 and of Pumping Station No. 2 was 75.7. Average level of entire station was 74.35 against 74.25 T.H.D. in the previous year. The total sewage pumped out at this station was 30,898.215 million gallons.

The Sewage Purification Plant worked satisfactorily till August 1959 and some of the units were required to be put on commission as the work of repairs to gas holder was taken in hand on 14th August 1959. The Digestion tank was put into commission on 20th March 1960 and since then the plant is working satisfactorily. The revenue realised from the sale of gas supply amounted to Rs. 15,472.

The sewerage system of the City depends upon the satisfactory working of Pumping and Compressor Stations. Sewage from the sewerage system of the City was pumped through 11 pumping stations.

Remodelling existing sewerage system.

**Municipal Power Laundry.**—The power laundry equipment was purchased from Military Disposals and after inviting tenders, the work of installing the equipment at Bhoiwada, Sewri, had been entrusted to Garlic and Co., at a total cost of Rs. 2.31 lacs. It is hoped that this laundry will cater the laundering of Municipal Hospitals and Maternity Homes.

20. During the year, 569 motor vehicles with 3 Bull-dozers were in commission as against 567, in the preceding year. Among the new purchases were two ambulances for Infectious Diseases Hospital at Arthur Road, and one at L. T. M. G. Hospital, Sion, a transport truck for the Executive Engineer (Mechanical) and a delivery van for the Health Officer. The Suburban and Extended Suburban fleet consisting of 294 vehicles was directly under Assistant Engineer Transport (Suburbs).

Transport.

The majority of the vehicles were garaged at seven different places in the City. The question of having a suitable Central Garage with independent workshop on the vacant plot situated at Dadar Purification Works has been finalised.

The transport fleet for the removal of refuse consisted of 158 Scamell trailers (big) and 25 (small), 16 Fergusson Tractor trailer combinations and 11 loaders. As this fleet was not sufficient to cope up with the daily out-put of refuse, extra vehicles from the Bombay State Transport Corporation had to be requisitioned for the removal of refuse. The average collection of refuse in the City worked out to 2,200 tons per day.

21. The total mileage of roads in the City limits at the end of the year was 278,368 miles as against 278,346 miles, 277,086 miles and 274,716 miles in the preceding three years.

Repairs and Maintenance of Roads and footpaths.

During the year, about 19,339 square yards of area of road surfaces were renewed with 3" sheet asphalt at a total cost of Rs. 2.11 lacs. The work of maintenance of roads and footpaths was generally satisfactory throughout the year. A total area of 5,51,864 square yards of the different types of the road surfaces was improved during the year. The work of asphalt-ing footpaths was continued during the year and footpaths of 26 roads covering an area of 23,363 square yards were asphalted at a cost of Rs. 0.69 lac.

Traffic Islands were provided at important intersections and the total number of such islands at the close of the year was 132. Out of this, 5 Traffic Islands were provided during the year under report. The work of providing traffic islands at nine places was in progress. Even though the Corporation had approved a proposal for constructing an under pass for vehicular and pedestrian traffic at Duncan Street and Queen's Road across Western Railway Track, it was considered advisable to go in for an overbridge instead of subway due to existence of many underground services and tall buildings in the closed vicinity of the proposed subway. A proposal for providing a steel footbridge across Queen's Road connecting Marine Line Station was approved by the Corporation. The work of providing cement concrete kerbs as central divider to save as a refuse island on Dr. Annie Besant Road between Cadell Road and Hornby Vellard.

During the year, a sum of Rs. 1,012 was realised on road opening fees. An amount of Rs. 57,923 and Rs. 15,763 were realised for use of roads for stacking materials and putting up scaffoldings and also for temporary occupation of roads and footpaths, for erecting mandaps, placing chairs, benches, etc.

The number of street lamps in the City at the end of the year was 12,784 as against 12,590 and 12,348 in the previous three years. An expenditure of Rs. 22.47 lacs was incurred for lighting and maintenance of street lamps.

Sixteen roads were lighted under the 'All in Hire Scheme' for vapour and fluorescent electric lamps introduced since 1954-55.

22. As in the past a major portion of the City refuse was transported to Deonar for disposal. About 24 acres of land was reclaimed at Deonar during the year with refuse. The total area at the end of the year under report, thus, reclaimed, stood at about 530 acres out of 823 acres of Deonar Reclamation Ground.

Removal of Town Refuse.

The arrangement of running two refuse trains per day each consisting of an average of 30 Municipal refuse wagons of 17 tons capacity, was continued during the year.

The total number of wagons sent to Deonar during the year under report was 22,210 as against 20,163 during the preceding year. The total quantity of refuse removed to Deonar was about 3,78,760 tons as against 347 lac tons during the preceding year. The total cost of haulage and unloading per ton amounted to Rs. 1.55 approximately as against Rs. 1.58 per ton in the preceding year.

The position of the rolling stock required for this work was far from satisfactory inasmuch as 98 wagons had to be hired from Western Railway at the rate of Rs. 4.50 per wagon per day.

23. *Town Planning Schemes.*—Even though the Town Planning Scheme, Bombay City No. 1 (Mandvi and Elpinstone Estate) was approved by the State Government, no progress in implementing it could be made as the same was challenged by the tenants and business men in the City Civil Court. The matter was then referred to the High Court and the Supreme Court, but they upheld the City Civil Court's decision. The Corporation upon the recommendation of the Sub-Committee appointed by it, made a suitable representation to the Government to enact a suitable legislation which would cause minimum hardships to the persons affected by the Scheme, but no Government decision was received up to the end of the year under report.

Town Planning Scheme, Bombay City No. II (Mahim Area), was sanctioned by Government on 1st December 1959 and the work of taking possession of land for the Scheme works was started.

The Board of Appeal has given its decision in respect of Town Planning Scheme, Bombay City No. III (Mahim Area) on 30th January 1960 and the Arbitrator's report was awaited.

In the matter of Town Planning Scheme No. IV (Mahim Area), the work of demarcation of plots by the Arbitrator in Part C was completed, while in respect of Part 'B' was nearing completion.

24. *Roads, footpaths and house gullies* were swept twice daily. Some of the main roads were attended to with increasing frequency as and when found necessary. House gullies were flushed and main roads were washed periodically. Daily average in square miles of roads footpaths and house gullies cleansed regularly throughout the day worked out to 272.1, 283.5 and 126, respectively. Total refuse collected through the Municipal Agency was 7,30,481 tons.

Refuse gathered by sweeping the roads, footpaths and house gullies was collected and either carried to the nearest dust bin shed or removed in travelling carts or lorries to the place of disposal at least twice daily. Refuse taken to the Mahalaxmi Refuse Siding was transported to Deonar daily in a special refuse train.

*Control of rat pest.*—The total number of rats caught and destroyed during the year was 9,67 lacs as against 9.36 lacs in the previous year. No rat was found infested with Plague.

*Control of Stray Dogs.*—13,907 stray dogs were caught as against 11,534 in the preceding year. Out of the above stray and ownerless dogs caught, 11,509 were destroyed, 1,212 were returned to the owners, 597 sent to hospitals for experimental purposes, 46 escaped and 192 were detained at the Letnal Chamber at Mahalaxmi Refuse Siding. 8,577 dogs were licensed under the Dog Licensing Act, as against 8,232 in the preceding year. The total income by way of dog licensing fees, etc., was Rs. 43,999.50 as against Rs. 42,495.50 in the previous year.

The work of immunizing the Milch Cattle against Rinder pest was continued and 26,427 milch cattles were inoculated as against 17,502 in the previous year.

In addition to the above, the Conservancy Branch also rendered special conservancy and halalkhore services to various circuses, exhibitions, etc., realising thereby Rs. 64,408.75 and Rs. 5,014.50, respectively. The annual income derived by auction sale of certain Health Department rights amounted to Rs. 5,482.

*Special Technical Unit.*—With a view to ensure proper execution of municipal works done by contract or departmentally, one post of Executive Engineer (Vigilance) was sanctioned by the Corporation. Accordingly the person appointed in that post paid 286 surprise visits to the Municipal works which were in progress and detected 70 technical irregularities which were got rectified immediately.

25. The Department continued to look after the work of acquisition of lands and preparation of layouts, etc., as before.

Estate and Land Management.



Possession in respect of 12 properties was obtained during the year under report. Acquisition proceedings of several other sites both in the City and Suburbs were in progress during the year under report. In about 28 cases, Government had been requested to acquire land for Municipal purposes and notifications were awaited.

Out of the total area of 139.36 lacs sq. yds., (about 2,879 acres) vested in or acquired by the *ex-Trust*, about 37.3 per cent. remained to be developed and out of the developed area 2.06 per cent. remained to be leased, including an area of 1,64,680 sq. yds. reserved for Municipal purposes. At the end of the year, the area of undeveloped land was the same as in the previous year, *viz.*, 51.97 lacs sq. yds., the cost of acquisition of which was Rs. 1,87,09 lacs, as reported in the previous year.

During the year, in all 13 plots covering a total area of 20,953 sq. yds. and valued at Rs. 11.37 lacs were leased on long leases. The total number of plots disposed of upto the end of the year after taking into account one plot surrendered during the year of report was 4,281 with an area of 60,32,483. sq. yds., valued at Rs. 12,62,86 lacs as against 4,269 plots with an area of 60,14,007 sq. yds., valued at Rs. 12.52, lacs, respectively, upto the previous year; Commutation of ground rent in respect of plots leased on long term basis is being discouraged as the same is not considered advantageous to the Corporation. The amount received by way of commutation of ground rent and premium during the year was Rs. 29.46 lacs as against Rs. 10.21 lacs, in the preceding year.

At the commencement of the year, the Department had in its charge 544 acquired or surrendered buildings against 569 in the preceding year. These contained 5,158 tenancies. At the end of the year there were 542 buildings with 5,147 tenements, the difference being due to demolition of 6 structures and addition of 4 during the year. New residential accommodation made available in the houses erected by lessees during the year comprised of 974 tenements.

The gross demand from 5,147 rooms in these buildings amounted to Rs. 9.78 lacs. Deducting therefrom losses on account of vacancies and concessional rents the net demand for the year was Rs. 9.69 lacs. The net revenue collected amounted to Rs. 8.77 lacs which was 72.63 per cent. of the total recoverable amount including the arrears of Rs. 2.39 for the previous year.

In addition to tenements already constructed during the previous year, construction of tenements at Dharavi, Haines Road, Mahalaxmi, (Body Guard Lines), Sukhlaji Street, Kamathipura, Maratha Hospital Compound, Wadala and Vikhroli was completed.

The gross demand for *ex-Trust* permanent chawls was Rs. 15.78 lacs, while the revenue collected was Rs. 15.19 lacs as against Rs. 14.45 lacs in the previous year. Deducting outgoing of Rs. 11.20 lacs, the net income was Rs. 3.99 lacs during the year under report. Deducting therefrom Rs. 9.81 lacs, as the Sinking Fund and interest charges on the Capital expenditure of Rs. 1,71.53 lacs incurred for these tenements at the rate of 4.61 per cent. on the capital expenditure prior to 1919-1920 and 6.35 per cent., on expenditure incurred in the subsequent years, the Corporation suffered a net loss of about Rs. 5.81 lacs on these tenements during the year under report.

The average population in the chawls during the year was 81,010 as against 72,626 and 72,509 in the previous two years, while the corresponding figures for semi-permanent sheds including Labour Camp were 46,060, 44,041 and 34,911, respectively. The death rate in the chawls during the year was 4.90 per 1,000 against 4.28, 3.5 and 3.6 in the preceding three years.

During the year under report, amounts of Rs. 1.78 lacs and Rs. 0.59 lac were transferred to Rent Equalisation Fund and Amenity Fund created by the Corporation to compensate the loss suffered by them in the maintenance of Municipal tenements.

The gross demand for 3,967 rooms in S. P. Sheds and Labour Camps was Rs. 5.04 lacs. Deducting therefrom the losses due to vacancies and concession in rents, the net demand for the year was Rs. 4.96 lacs. The actual collections amounted to Rs. 4.56 lacs which was 72.09 per cent. of the recoverable amount including arrears of Rs. 1,36,223 for the previous years.

The Department looked after 18 properties requisitioned for A. R. P. purposes consisting of 467 tenements and 660 tenements constructed for explosion victims at Arthur Road, Ferguson Road and Wadala Road.

With a view to relieving housing shortage in the City, the Corporation permitted construction of an additional floor on buildings on the plots in *ex-Trust* and Shivaji Park Estates. In accordance with this policy, additional floors over 102 buildings were sanctioned to be constructed during the year on payment of extra premium of Rs. 1.97 lacs and extra ground rent of Rs. 6,205. Construction of 55 motor garages on the compulsory open spaces of

plots in these Estates was also sanctioned during the year on payment of extra premium amounting to Rs. 63,185 and extra ground rent amounting to Rs. 2,908. During the year, 203 cases of encroachment on compulsory open spaces and change of user were detected and action to remedy the irregularities was taken.

With the object of maintaining sanitation, etc., in the Municipal chawls, and buildings, enforcement of Bye-laws framed by the Corporation was continued along with the propaganda work and the supervision of the inspecting staff, during the year, as a result of which fines amounting to over Rs. 115 were recovered. First Aid sets and sick-room requisites, such as, thermometers, hot water bottles, etc., were maintained at 8 Chawls Centres, Matunga Labour Camp, Dharavi and Mankhurd Colonies.

During the year, 495 ejection suits were filed against the tenants for sub-letting rooms as also for recovery of arrears of rent, taxes, etc., as against 907, 878 and 360 in the previous three years. One claim suit was filed during the year. An expenditure of Rs. 15,819.15 was incurred for filing these suits and a sum of Rs. 13,135.71 was recovered towards Court costs. 15 New Suits were filed in the City Civil Court during the year under report.

At the end of the year, the number of unbuilt plots already in the possession of the lessees was 244 and the number of plots of which possession could not be handed over to the lessees on account of temporary lettings and occupations thereon was 403.

Further implementation of the recommendation of Messrs. Ibcn Ltd., continued during the year.

26. The rainfall during the year was above normal. The Tansa and the Vaitarna Lakes, the principal sources of City's water supply, overflowed for a total period of forty-four and one hundred twenty three days, respectively. The Tulsi Lake also overflowed for sixty-five days. The Vehar Lake over flowed for about fourteen days.

The average daily supply to the Greater Bombay during the year under report was about 188.28 million gallons as against 186.47 million gallons, 170.92 million gallons and 146.94 million gallons in the previous three years. During the year, the quantity of water supplied to the City and the Suburbs was 68,911 million gallons against 68,062.15 million gallons, 62,387.80 million gallons and 53,636.30 million gallons in the preceding three years. Out of the above quantity, supply to the Thana Municipality was 346.69 million gallons as against 393.53 million gallons in the previous year. Water supplied to bodies outside the limits of Greater Bombay was 539.70 million gallons as against 610.77 million gallons in the preceding year. Of the total supply, a quantity of 51,770.17 million gallons or 75 per cent., was for domestic purposes as against 50,059.21 million gallons or 73 per cent. in the previous year which registered a slight increase. The average daily supply (for all purposes) per head on the basis of the population of 28.42 lacs as per the Census Report of 1951 was 43.70 gallons, while that for domestic purposes only worked out to 42.81 gallons. Percentage of total supply for domestic and other purposes worked out at 75 and 25, respectively. The total quantity of water supplied by meter measurement for domestic purposes was 6,502.56 million gallons and that for trade purposes was 10,506.77 million gallons of which 3,700.32 million gallons were consumed by mills, *i.e.*, 6,580 per cent. 1,938.81 million gallons were consumed by the Bombay Port Trust *i.e.*, 3.50 per cent. ; 1,006 million gallons of water or 1.81 per cent. were wasted due to leaks and other losses through Municipal mains, etc. The percentage of the use of water was 18,914 for trade purposes, 1,956 for public purposes, such as, fire, road watering, etc., and 79.13 for domestic purposes for the City while the percentage for domestic and non-domestic use for the Suburbs was 63 and 37, respectively, and for the Extended Suburbs was 39.20 and 60.80, respectively.

There was one burst on 48" Vehar main at mile 2/2 from Vehar on 30th November 1959. There were 27 major leaks, 3,390 minor leaks on trunk mains and 58 leaks in the masonry aquaduct line and 779 leaks on syphon mains. All the leaks were repaired expeditiously.

Water from the three lakes was sterilized by chlorine treatment. Amoniation was carried out since 1st October 1958 on the duct supply at Bhandup and at the Reservoirs at Malabar Hill and Bhandarwada Hill.

The total calls received from the Fire Brigade Department were 1,728 as against 1,780, 1,314 and 1,194 in the past three years. They were promptly attended to. The total quantity of water used on fires by the Fire Brigade was about 2.11 million gallons as against 2.71 million gallons in the previous year. In order to enable the staff to attend to fires promptly, three fire vans were permanently maintained, throughout 24 hours, one at 'E' Ward, second at 'F/S' Ward Office, and the third one at the 'G/S' Ward Office.

11 Gardens in the Outside City Division were maintained during the year. Both Vaitarna and Tansa lakes were very popular with visitors as outlay spots. Total number of visitors at Vaitarna and Tansa were 25,000 approximately. Additional amenities at the Vehar Lake in the shape of a children's park, house boat, giant's castle, etc., were fully utilized by the public. The Powai Park which was opened to the public two years back also drew large crowds to its natural beauty and spaciousness.

The number of complaints about short supply, etc., was 4,053 during the year was against 2,791 in the previous year. 6,447 notices were issued on owners of houses for defects in water fittings on their premises, as against 5,712 notices in the past year.

The work of house to house inspection of leaky taps and fittings throughout the City continued during the year under report. Anti-waste campaign by exhibiting cinema slides and posters was also continued during the year.

12,086 meters of various sizes were maintained during the year as against 11,442 in the previous year. The revenue derived from the supply of water by meter measurement during the year amounted to Rs. 219.01 lacs as against 224.92 lacs during last year for the City only.

The total number of water connections in the City was 67,615 as against 65,989, 61,987, and 63,580 during the preceding three years. During the year 669 new connections were made. The figure for the previous year was 1,357.

During the year 1,476 cases were reported to the Standing Committee for severance of water connections for non-payment of taxes, etc., as against 1,370 in the previous year. Of these, in 278 cases, water connection was cut off but subsequently restored, in 80 cases it was cut off and in the remaining cases orders were not carried out as the consumers complied with Municipal requisitions.

The programme of metering of domestic water supply in areas where quantum of water was above average, was continued during the year and 84 new properties were metered as against 495 in the preceding year.

During the year 1,116 estimates of compounded water charges for water used for construction purposes were framed, resulting in the total revenue of Rs. 7.41 lacs as against 986 cases with a revenue of Rs. 8.21 lacs in the previous year.

The work of maintenance of five gardens, *viz.*, (i) Hughes Road Slope Garden, (ii) Sir Pherozechah Mehta Garden (also known as Hanging Gardens), on the top of the Malabar Hill Reservoir, (iii) the Ladies' and Children's Garden at Ridge Road, (iv) the Kamala Nehru Park; and (v) Joseph Baptista Garden on the top of the Bhandarwada Hill Reservoir, was under the control of this Department. The Kamala Nehru Park and Sir Pherozechah Mehta Gardens were illuminated with multi-coloured lights on all Saturdays, Sundays and Public Holidays.

With a view to attend promptly to the complaints regarding water supply from the Municipal tenants, special staff was appointed and 718 workers of different nature were carried out. Besides the work of providing separate tap in each tenement of the chawl at Tadwadi was in progress.

456 running miles of water mains were maintained by the Department during the year under report. 84,823 works pertaining to repairs to communication pipes, cleansing of chokes in consumers' pipes and fittings, etc., were carried out as against 72,881 during the preceding year. 7,867 repairs jobs were carried out during the year by the special staff comprising one fitter and 3 labourers in each ward appointed for the purpose in the previous year. The figure indicates to what extent the public has been misusing the hydrants.

The work of clearing the pipes and fittings beyond the stop-tap in the Dadar-Matunga district sanctioned by the Corporation in view of the fact that Vehar water supplied to this area contains algae resulting in frequent chokes, was continued and 902 connections aggregating 2,48,455 R. ft. of consumer's pipes were cleaned at a cost of Rs. 7,000, during the year under report.

9,13,396 pipes and fittings were tested during the year. Of these 3,69,399 were for private parties, the revenue derived therefrom being Rs. 1.12 lacs.

A large number of drinking fountains and cattle troughs were temporarily closed down on account of the fittings being stolen and those donated by public donors were brought into use by replacing the fittings during the year under report. The Flora Fountain was regularly played during the after-noon and the fountain was flood-lit during the night.

The total expenditure incurred on water works amounted to Rs. 2,82.17 lacs including Rs. 1,99.27 lacs for interest, Sinking Fund charges, etc., for loans raised for water works. The total revenue derived was 3,04.22 lacs, the excess of income over expenditure thus being 22.05 lacs.

27. <sup>(1)</sup> The scheme was sanctioned by the Corporation in 1948 to stabilise water supply to the Tansa Lake especially in the years of scant rainfall and creating an additional storage of useful water of about 38,500 million gallons. All the main works in the Scheme consisted of the construction of a Dam across the Vaitarna River, driving of a Tunnel, Joining Vaitarna Lake with Tansa and laying 126" dia., 120" dia and 96" dia. pipelines from the Lake site to the City, having been completed at the revised cost of Rs. 18.50 crores, were handed over to the Hydraulic Engineer on 1st April 1959.

About 22,160 million gallons of water was transferred through the Bifurcation Chamber from Vaitarna Lake to Tansa Lake during the year under report.

The work of laying 120" dia pipe line which was in progress during the previous year was nearly completed at a total cost of Rs. 11.44 lacs. A pick up weir is being constructed in the Tail water channel at Bel Nala.

The work of providing a Break Pressure Tower on the 120" dia. pipe line to check the rise of pressure in the pipe line was in progress during the year. The work is being executed by contract at a total cost of Rs. 1.05 lacs.

In order to ensure a certain minimum level in the Bifurcation Chamber, a pick up weir was provided during the year at a total cost of Rs. 1.82 lacs.

*Land Acquisition.*—Out of the total area of 3,995 acres, involving 673 holdings of private, Inam and Government lands, awards of compensation amounting to about Rs. 7.30 lakhs in respect of 524 holdings were declared during the year. An area of 30 Gunthas of land temporarily acquired in one case for approach road still continued to be held on charge, the remaining lands having been released by the Municipality on completion of the respective works.

Correspondence for the disforestation of forest lands and transfer of Government land was in progress with the Forest and Revenue authorities. Out of the total area of 35 acres of private, Government, Railway, Customs, Military and Aerodrome lands comprising 150 holdings acquired for the work of laying the 96" diameter pipe line from Powai to Mahim, awards of compensation amounting to Rs. 0.95 lac in respect of 105 holdings were declared. Further proceedings were in progress.

In connection with the improvement of the Distribution system of water supply in the City the 57"-48" inlet main to the Bhandarwada Hill Reservoir from Futka Tank to Victoria Road was charged. The remaining portion of the main from Victoria Road to Bhandarwada Hill Reservoir was put into commission during the year. The work of providing cathodic protection to the portion of 57" dia. Bhandarwada Hill Reservoir inlet main between Dharavi Andheri Beach and Estrella Batteries was freshly surveyed and an import licence for the necessary equipment was secured during the year.

The Master Plan for distribution of water supply in Greater Bombay was sanctioned by the Corporation on the 14th March 1956. The work is spread over a period of about 10 to 12 years under a programme of priorities of 3 years, 4 years and 5 years, respectively, and is estimated to cost Rs. 7.52 crores.

2 per cent. of the work of constructing service reservoir at Worli Hill was completed during the year. The land required for the reservoir at Golanji Hill was acquired and detailed plans and estimates were submitted for administrative approval during the year under report.

The work of taking borings on the part of the plot of land meant for the Pali Hill Reservoir was awaiting the sanction of the Standing Committee, while the work of taking trial borings for investigating foundation strata in connection with the Powai Hill Reservoir was completed during the year. Trombay Hill Reservoir had to be given high priority in view of the proposed location of a Fertilizer factory in the Trombay Area.

28. During the year, the total number of Fire Stations remained the same as in previous year, viz., 11 in the City proper and 1 in the Suburbs. The building for the new Premises for Fire Station at Colaba is nearing completion. The construction work of a Fire Station at Vikhroli has almost been completed and the Station

is expected to start functioning within a few months. New Fire Stations at Chembur, Sion, Mahim, Kandivli and Mulund are also under construction. Site for the proposed Headquarters for the Suburban area has been selected at the junction of Marol Maroshi Road and Kurla Andheri Road and the acquisition proceedings are in progress. It is also proposed to construct a four storied building at the Headquarters by demolishing the existing structure of Chawl B.

The Fire Brigade received during the year, 2,256 calls as against 2,220, 1,910 and 1,504 calls during the preceding three years. Out of these, 1,337 calls, were for actual fires as against 1,324, 876 and 964 calls during the preceding three years, 394 calls were false alarms, of which as many as 131 were due to mischievous interference with street fire alarms, as against 393 and 145 respectively, in the preceding years. 127 as against 444, 284 and 243 in the preceding three years were for special services, such as, leakage of dangerous gases, etc., and for rescue work purposes.

• During the year under report, one 'Dennis Fire Trailer Pump and Two Motor Ambulances were added to the equipments.

Arrangements have also been made to take delivery of Wireless Sets from Bangalore for increasing the efficiency of operative activities.

The City continued to be served by 206 fire alarms posts (including private ones), as against 206, 205 and 205 in the preceding three years. These were connected to 10 Fire Stations.

During the year under report, one person was arrested for malicious interference with Fire Alarms.

There were four major fires in which the total estimated loss amounted to Rs. 124.30 lacs. The Estimated total loss to property damaged or destroyed by fire was about Rs. 1.71 crore as against Rs. 1.29 Crores, Rs. 57.92 lacs, and Rs. 38.66 lacs during the previous three years. The increase in the fire loss has to be attributed to the most serious fires that occurred at 6-8, Samuel Street Cross Lane, Santacruz Aerodrome, Suryodaya Mills at Tardeo Road and Jasmin Art Silk Mill at Dharavi. The value of insurance of property affected by fire was about Rs. 1.44 Crores and total value of the property involved was about Rs. 35.43 Crores.

Casualties by fire during the year under report included 99 persons who were burnt to death, 13 persons who were fatally injured and 209 persons who received minor injuries including 64 involved in House Collapses.

The approximate quantity of water used in extinguishing fires was 32.51 lacs gallons of which 25.58 lacs gallons were drawn from Municipal mains, as against 51.24 lacs gallons and 33.69 lacs gallons respectively, for the preceding year and the rest from the sea, tanks and wells, etc.

In addition to the two full-time Licensing Officers two more Licensing Officers continued to inspect hazardous storages, etc. 3,725 premises were inspected during the year. The additional 2nd Officer also continued to look after the work of inspection in the Extended Suburban area.

During the year under report, extra curricular activities were undertaken such as, the Fire Prevention Week, sponsored in the Bombay State. The Fire Brigade joined along with other fire services in the City making the week a success. Trainees from National Fire Service College, Government of India at Nagpur and one from the B. E. S. & T. Undertaking were entertained for training. Fire and Rescue demonstrations were arranged at Fire Stations for the benefit of school students including A. C. C. Cadets, members of Home Guards and employees of industrial concerns and lectures on the subject were also given by the Officers.

A draft development Plan so far as the Fire Brigade Department is concerned, has been prepared comprising mainly the construction of additional Fire Stations in different parts of the City, Suburbs and Extended Suburbs.

There were three calls from outside the City limits.

The total number of calls within the limits of Greater Bombay received during the year was 7,428 of which 1,468 were for accident, 1,788 for maternity cases and 4,172 for hire cases, removing in all 7,063 persons as against the corresponding figures of 9,274, 1,564, 1,726 and 3,616 in the preceding year. The figures show a decrease of 1,846 calls over that of last year.

Ambulance Service.

The total receipts on account of hire cases amounted to Rs. 30,099 including arrears of the previous year as against Rs. 26,398, Rs. 26,017, and Rs. 27,934 in the preceding three years.

The annual maintenance cost of the Fire Brigade Department including the ambulance service was Rs. 10.70 lakhs.

29. During the year under report, the Department maintained 108 sites for public recreation, consisting of 22 Gardens, 4 Fountains, 4 Band Stands, 7 Traffic Islands, 5 Open Spaces, 61 Recreation grounds, 1 Statue and 4 Ornamental Box Hedges. Two new gardens one at Semi-circular Plot (East) near Napoo Hall and another at Islampura Night Soil Depot were added and a Central strip of land opposite Sion Hospital was developed during the year. There were 29 Band Programmes, 22 Indian Vocal Music Programmes, 77 Orchestra Programmes and 465 Recorded music programmes at different gardens. In addition to this, music broadcast by the All India Radio was relayed every day in the Victoria Gardens between 5 P.M. and 7 P.M.

*Victoria Gardens.*—Elephant, Camel and Pony Rides inside the Victoria Gardens which had proved popular among children visiting the gardens were continued during the year as before. Directed Children's Centres at the Victoria Gardens under the supervision of the Young Men's Christian Association, and the Bombay Presidency Women's Council and Directed Play Centres for adults at various places, continued to be as popular as in the previous years.

An Open Air Theatre built in the Victoria Gardens continued to be a centre of attraction. The annual yield by way of rent for reservation of the Theatre on 80 occasions came to Rs. 4,905.

In view of the various attractions provided at the gardens, the number of visitors thereat showed a marked increase over the preceding year.

During the year, the live stock in the Zoo increased by 6.6 per cent. The total figure includes new births, purchases or exchanges made and presents received. Important acquisitions were a female Rhinoceros and the pairs of Quokkas, a male Emu and a male Chimpanzee.

During the year, 148 wild animals and birds were treated in the Zoo Hospital and 154 specimens of patho-bacteriological interest were examined free of charge at the Bombay Veterinary College Laboratory.

The total expenditure of the Gardens Department during the year amounted to Rs. 10.23 lacs as against Rs. 7.10 lacs, 6.42 lacs and Rs. 5.75 lacs during the last three years, against the income of Rs. 72,994 as against Rs. 67,777, Rs. 36,032 and Rs. 42,089 during the last three years.

30. The Museum was kept open to the public for 231 days as against 228, 299, and 151 days in the preceding three years. The total number of visitors during the year was 6.13 lacs as against 7.12 lacs of the preceding year. During the year, 13,393 students from Primary and Secondary Schools visited the Museum as against 8,622 during the preceding year. The practice of keeping the Museum open on Wednesdays for ladies and children and parties of students of primary schools only was continued during the year.

One map of Old Bombay (1897), a *papier mache* Jewel Box, a shell spoon and fork set, rose-wood figure of 'Ganesh', two old nut-crackers, etc., were added to the collection at a total cost of Rs. 395.05.

Reference service was rendered to Research Students, Journalists and about 150 Businessmen and other visitors.

The amounts realised by the levy of an admission fee of 1/2 anna per visitor on 81 ticket days was Rs. 5,460 as against Rs. 6,084 in the previous year.

The total expenditure on the maintenance of the Museum during the year was approximately Rs. 47,253 as against Rs. 0.50 lac during the previous year.

31. During the year under report, the number of Libraries maintained was 14 as in the previous year. 1,100 new books on various subjects and in five different languages were purchased at an aggregate cost of about Rs. 3,209 as against 2,763, 2,121 and 1,054 respectively, in the preceding three years. The Standing Committee would reiterate their suggestion for locating Municipal Libraries in more commodious premises wherein a sufficient number of books can be maintained for the benefit of the readers.



The total number of visitors to the Reading Rooms and Libraries situated in the City during the year was 3.15 lacs as against 2.90 lacs, 2.86 lacs and 2.62 lacs during the preceding three years.

The expenditure in running the Libraries during the year amounted to Rs. 72,262 and the Income to Rs. 385.14 as against 64,732, 46,256 and Rs. 46,902 and Rs. 1,949, Rs. 1,248 and Rs. 1,387, respectively, during the preceding three years.

32. Tenders were invited for the purchase of stores during the year in 191 cases as against 192, 160 and 197 in the previous three years and the number of contracts entered into for the various scheduled articles was 255 as against 220, 200, and 179 in the preceding three years. The value of stores and other materials purchased including articles received from other Departments on Return Stores Memo., during the year amounted to Rs. 149.53 lacs as against Rs. 104.39 lacs, Rs. 136.71 lacs and Rs. 68.01 lacs during the previous three years. Of the total purchases made, stock of the value of Rs. 145.72 lacs was of Indian Manufacture and the balance, viz., Rs. 3.81 lacs represented the value of foreign goods. During the year 14 Import Licences were received, the total purchase value of which amounted to about Rs 0.86 lakh. Due to Government restrictions on import, many of the applications for Import Licence for Plant and Machinery were rejected by the Government and the Department had to procure materials of indigenous make only.

During the year, about 28,980 tons of cement worth about Rs. 30.84 lacs were purchased. Likewise 3,554 tons of iron materials worth about Rs. 25.85 lakhs, 8,89,673 R.ft., of Galvanized iron pipes worth about Rs. 11.75 lacs, 27,984 R.ft. of Cast Iron Pipes and Asbestos Pipes worth about Rs. 28.81 lead, 2,91,887 yards of cloth worth Rs. 2.77 lacs were also purchased. This Department purchased food grains for the various Municipal Medical Institutions, the Conservancy Branch and the Gardens Department weighing about 7,592 Bengal maunds worth Rs. 1.54 lacs. The Department was also entrusted with the work of purchasing tea required by different Municipal Institutions during the year under report.

5,325 orders for the purchase of stores against 4,885, 5,013 and 4,568 in the preceding three years were placed with contractors and other dealers. Against these purchases and stock on hand, the consuming departments submitted 44,059 indents and Sales Memo. as against 42,444, 41,258 and 41,485 in the preceding three years. The total turnover of the department, viz., Receipts and Issues of stores during the year was Rs. 2,67.29 lacs as against Rs. 217.29 lacs, Rs. 260.26 lacs and Rs. 195.25 lacs in the preceding three years. At the close of the year, the department had on hand stores of the value of Rs. 61.47 lacs, as against Rs. 29.49 lacs, in the preceding year.

The total amount realised by the sale of unserviceable articles through private offers including mixed scrap amounted to Rs. 45,700 as against Rs. 1.60 lacs in the preceding year. Cast iron scrap was retained for issuing to Municipal Contractors for manufacturing castings as per condition of the contract.

33. During the year 37,599 licences and permits were issued as against 39,908, 37,442 and 37,474 in the previous three years. The amount of fees recovered therefrom came to Rs. 13.40 lacs as against Rs. 11.68 lacs, Rs. 12.63 lacs and Rs. 12.33 lacs, in the preceding three years. At the end of the year, an amount of Rs. 1,54,943 was outstanding as against the outstandings of Rs. 2,52,348 Rs. 2,52,980, and Rs. 1,71,205 for the previous three years. It is reported that out of these outstandings, an amount of Rs. 1,48,766 has been recovered. The total license fees will thus be Rs. 14.88 lacs as against Rs. 14.20 lacs for the previous year.

The total number of permits issued for exhibiting sky-signs, advertisements, etc., was 3,956 realising Rs. 5.11 lacs as revenue. The corresponding figures for the last three years were 3,566, 4,455 and 3,718 permits and the amount of the fees collected came to Rs. 4.73 lacs, Rs. 3.94 lacs and Rs. 4.22 lacs, respectively.

The Department instituted 1,588 prosecutions for offences under Sections 328, 328A, 394 of the Bmbay Municipal Corporation Act, as against 2,964 1,686 and 4,155 during the previous three years. The total amount of fines inflicted Rs. 22,344 only as against Rs. 21,930, Rs. 21,669 and Rs. 0.19 lac during the previous three years, respectively.

The number of squatters and hawkers' licences issued during the year was 46,347 and the earnings therefrom amounted to Rs. 4.09 lacs as against 42,977, 47,250 and 40,727 fetching Rs. 4.73 lacs, Rs. 4.02 lacs and Rs. 4.06 lacs, respectively, during the preceding three years. It is observed that the amount outstanding from squatter licence fees on 31st March 1960 was Rs. 0.35 lac as against Rs. 0.55 lac, Rs. 0.46 lac and Rs. 0.46 lac in the previous three years.

34. The total number of establishments under the various categories excluding Administration of Shops and Establishments Act of 1948. Theatres, etc., on 31st March 1960, was 1,06,050 as against 1,04,658, 1,00,510 and 94,884 in the previous three years.

1,482 complaints were received in addition to 28 pending from the preceding year, out of which 1,469 were investigated, leaving 41 complaints pending at the close of the year. 432 mass raids against 380, 413 and 402 in the preceding three years, were carried out upto the end of the year. The total number of visits and revisits paid to different types of establishments was 59,158 of which 46,134 were to shops, 9,521 to commercial establishments, 3,246 to restaurants and eating houses, 158 to residential hotels and 99 to theatres, etc. The corresponding figures of the previous years were 47,471, 47,170, 6,615 and 3,378, respectively.

At the beginning of the year, 1,055 prosecutions were pending, while 5,332 new prosecutions were instituted during the year, making up a total of 6,387. Of these prosecutions, 4,717 resulted in convictions, 10 in acquittals while 72 cases were withdrawn. The number of cases pending at the end of the year was 1,586. The total amount of fines realized was Rs. 1,75,110 as against Rs. 1,70,945 in the previous year.

Total expenditure incurred in administering the Act during the year was Rs. 2,34,459, against which the Government grant-in-aid was Rs. 1,70,945 for meeting the part of the expenditure incurred during the year 1958-59. The corresponding figures in the previous years were Rs. 2,24,904.82 and Rs. 1,59,924.38 respectively. While furnishing the figures for the year 1958-59, it was again pointed out to Government that in entrusting the administration of the Payment of Wages Act, 1936, with effect from 1st April 1955, the expenditure to be borne by the Corporation on that account had increased and they were requested to raise the grant-in-aid at least to cover the expenditure incurred by the Corporation for the administration of these Acts each year. It is, however, evident from the grant-in-aid actually received from Government that they have not so far taken any steps in this direction.

The total income by way of Registration fees for the year 1959-60 and fines realized, was Rs. 14,393.14 and Rs. 1,75,110, respectively, as against Rs. 13,010 and Rs. 1,70,945 respectively, in the previous year.

The administration of Theatre Tax Section continued to function under the control and supervision of the Chief Inspector, Shops and Establishments, for purposes of recovery of the Theatre Tax. The rates sanctioned by the Corporation for the levy of Theatre Tax for the year 1959-60 were the same as those for the previous year.

There were in all 37 Class I and 21 Class II Cinema Theatres and the Tax was, generally, paid regularly.

The tax was also recovered in respect of various Dramatic performances, Dances, Variety Entertainment Programmes, etc., held at different Halls and Theatres or other places hired out for the purpose where admissions were on payment. Exemption from payment of the Theatre Tax was granted in respect of performance held for the benefit of *bonafide* charities or for the uplift of cultural and educational activities.

The total income derived during the year by way of Theatre Tax was Rs. 6.76 lacs as against Rs. 6.03 lac, Rs. 5.76 lacs and Rs. 5.75 lacs in the previous three years. The total expenditure incurred was Rs. 17,786.76 (exclusive of Provident Fund, etc., contributions).

300 complaints pertaining to the Payment of Wages Act, were received, of which 209 were amicably settled, 16 cases did not fall within the purview of the Act. It did not become necessary for the department to file any case before the Authority under the Payment of Wages Act; in 2 cases the complainants had themselves filed cases in the Court of Authority under the Payment of Wages Act, while investigations in 54 cases revealed that the same were either fictitious or had no sufficient evidence to contemplate action. There were thus only 7 cases pending disposal at the close of the year under report.

The total revenue of the Department during the year was Rs. 27.05 lacs as against Rs. 24.86 lacs, 24.86 lacs and Rs. 24.18 lacs in the previous three years.

35. Total receipts of the department during the year was Rs. 43.20 lacs, against Markets. Rs. 40.26 lacs in the previous year, showing an increase of Rs. 2.94 lacs.

The number of Municipal markets during the year, remained at 22 including a Squatters' Area at Parel Village, as in the previous year. The net receipt amounted to Rs. 18.51 lacs as against 18.87 lacs in the preceding year, thus showing a decrease of Rs. 0.36 lac.

The average percentage of vacant stalls per quarter was 2.78 against 4.36, 7.45 and 7.45, respectively, in the preceding three years. The total receipts from stallage charges, squatter fees, licence fees, etc., in respect of all Municipal markets amounted to Rs. 28.63 lacs as against Rs. 26.77 lacs, Rs. 26.97 lacs and Rs. 26.5 lacs in the preceding three years. During the year under report, works of repairs, improvements extensions, etc., to several Municipal markets were carried out. The work of collecting fees at the Arthur Crawford Market continued to be carried out departmentally and the revenue collected therefrom amounted to Rs. 4.92 lacs as against Rs. 4.42 lacs, Rs. 4.29 lacs and Rs. 4.62 lacs realized in the preceding three years. Considerable improvements were effected at several Municipal markets.

The number of private markets during the year was 20 as against 20, 23, and 23 in the previous three years. There was only one private Slaughter House. The number of outside meat shops was 189. The licence fee realized therefrom was Rs. 0.27 lac and Rs. 0.13 lac, respectively.

The number of outside meat shops was 189 as against 188 and 187 in the previous three years. An amount of Rs. 0.14 lac approximately was realized by way of fees which was equal to the figures for the last four years.

Surprise raids to detect and prevent the smuggling of animals and contraband meat and unauthorised slaughter as also insanitation and congestion in markets were carried out during the year. The total quantity of contraband meat seized and destroyed was 1,02,330 lbs. as against 2,33,485 lbs in the preceding year. In all 2,123 seizures were effected in different parts of the City and 622 prosecutions were instituted resulting in conviction of 555 persons and recovery of fine amounting to Rs. 8,704. In view of the sale of contraband Meat in the City on a large scale, the Standing Committee would strongly urge upon the executive that greater vigilance be exercised to prevent such illegal transactions not only from the point of revenue but also in the interest of public health.

During the year the total quantity of unwholesome articles of food, such as, meat, fish, fruits, vegetables, etc., destroyed was 7.33 lacs lbs. as against 5.16 lacs lbs., 5.86 lacs lbs., and 8.30 lacs lbs. in the previous three years.

The total number of animals brought to the fair ground at the Bandra Slaughter Houses during the year was 18.56 lacs as against 17.49 lacs, 17.31 lacs and 17.04 lacs in the previous three years.

The approximate weight of dressed carcasses meat of buffaloes and cattle was 7,057 tons as against 6,779 tons in the previous year, while that of sheep and goats was 11,054 tons as against 10,682 tons in the last year. The quantity of meat from pigs was 304 tons as against 472 tons in the previous year.

The total number of animals slaughtered during the year was 13.09 lacs as against 12.63 lacs, 13.00 lacs and 12.32 lacs during the previous three years.

Major improvements were carried out during the year under report at the Municipal markets known as Arthur Road Crawford Market, Fort and Colaba Market, Gold Mohur Castle Market, Fergusson Road Market and Garamkhada Market.

**36. Outstanding Activities.**—The incidence of small-pox is noted more among the age-groups of 16 to 30 years whose immunity wanes in the absence of periodical revaccination. The measures taken for the prevention of this disease, included isolation and treatment, contact and mass immunization and health education of the masses.

**Birth and birth rate.**—The number of live births recorded during the year was 74,391 as against 67,059 in the previous year. Of the registered births, 38,017 were males and 36,374 females giving a proportion of 104.5 males to 100 females. The birth rate was 31.9 per 1,000 of the population as against 28.8 in the preceding year. The number of still births was 2,968 or 3.98 per cent. of live births.

**Deaths and death rate.**—The total number of deaths registered from all causes during the year was 28,527 as against 31,372 and 33,164 in previous two years. It was less by 4,347 than the average annual mortality of the last ten years and 1,955 less than the mean mortality of the preceding five years. According to the Census population, the death rate per 1,000 living persons worked out to 12.2 as against 13.5 and 14.2 in the last two years. Of the total 28,527

deaths, 16,310 were among males and 12,217 among females. The excess of deaths amongst males may be ascribed to the slight preponderance of males in population. The death rate among females was, however, actually higher than among males, the male death rate being 12.2 and the female death rate 14.2 against 12 and 16 respectively, in the preceding year. As in the previous years, the diseases of the respiratory system were responsible for the highest death rate of 2.4 per 1,000 of the population. A large proportion of deaths from respiratory diseases concurred among children and infants under 5 years of age. The causes coming next on the list for the year were congenital debility and diseases of early infancy, old age and tuberculosis, giving a death rate of 1.6, 1.2 and 1.0, respectively.

Deaths among infants under one year of age was 7,711 against 8,153, *i.e.*, 442 less than the previous year and 984 less than the annual average of the previous decennium. The infant mortality rate for the year was 103.7 per 1,000 of live births as against 121.6 in 1958.

*Maternity and Child Welfare.*—During the year under report the main clinics at the six maternity homes, ten subsidiary clinics and one Maternity unit at Dharavi were kept functioning throughout the year. Aid was given to the poor mothers delivered at their homes in the form of Rawa, jaggery, ghee and milk, etc. Milk distribution scheme was continued with the object of giving aid to poor and undernourished women attending Municipal Maternity Homes. The number of cases admitted in these Homes was 14,813 against 15,024 and 12,915 in the preceding two years, while the number of confinements was 12,276 as against 9,681 and 9,277 in the previous two years.

Social services in the shape of ante-natal care at birth, care during infancy and pre-school life were rendered to the public through the five maternity Homes under the charge of lady Medical Officers with a staff comprising nurses and Health Visitors. The Health Visitors paid 49,808 visits in various districts against 44,534 and 37,503 in the previous two years, while the Medical Officers personally visited 3,604 cases as against 2,546 cases in the previous year.

With a view to controlling maternal and infant mortality, advice and instructions in spacing births were given confidentially by qualified lady doctors to married women strictly on medical grounds at the 20 Family Planning Clinics. Health Visitors assigned for this work paid domiciliary visits to mothers for carrying on follow-up work and propaganda amongst mothers. The total number of attendance at the clinics was 9,031 as against 9,178 and 8,655 in the preceding two years. It is gratifying to note that this scheme is becoming more and more popular among the women particularly of the low-income group.

The maternal mortality rate recorded during the year remained at 1.4.

*Infectious Diseases.*—The total number of cases of infectious diseases reported during the year was 9,771 as against 11,294 in the preceding year. Of these 9,670 (98.9 per cent.) as against 11,213 (99.3 per cent.) in the previous year were from the District Registrar and 101 (1.1 per cent.) against 81 (0.7 per cent.) in the last year were from medical practitioners. There were no cases of Plague. Cholera was absent during the year, Small-pox caused 360 attacks (including 20 originating in other local areas of India) and resulted in 118 deaths and Enteric Fever caused 2,917 attacks (including 83 originating in other local areas of India and 1 imported) with 212 deaths. Diphtheria caused 4,254 attacks (including 217 originating in other local areas of India) and 91 deaths.

During the year 1,59,748 persons were inoculated against Enteric Fever as against 1,71,238 in the preceding year. Primary Vaccination and re-vaccination against Small-pox done during the year were 71,753 and 3,37,284, respectively, as against 67,926 and 10,75,013, respectively, in the preceding year.

*General Sanitation.*—The principal causes contributing towards the insanitary conditions in some parts of the City were insufficiency of sewers, continuance of the basket privy system and high density of houses and persons per acre and some practical difficulties, such as, absence of proper accesses, transport difficulties, etc., in the way of rendering adequate conservancy services both as regards collection, removal and disposal of refuse and also comparative shortage of water supply. 775 basket privies still remained to be converted into W.C.s on full flushing system pending the implementation of the Town Planning Schemes. The routine inspection of dwellings to find out sanitary defects was made by the Medical Assistants and Sanitary Inspectors under the general supervision of Assistant Health Officer. During the year under report, 1,222 insanitary huts were demolished or vacated. In view of insanitary conditions prevailing in the City, this activity needs to be intensified to a great extent.

*Health Education and Propaganda.*—Health Education was carried out by the Public Relations Officer, through all modern publicity media, the details of which are mentioned in that Officer's report.

Ailing children were visited and revisited at their homes by the School Health Nurses as per directions of Medical Officers, when they imparted instructions wherever found necessary, to parents of ailing children as regards their care, diet, etc., 2,991 visits and 900 revisits were paid during the year. In this way, the possibility of recurrence of the disease was minimised.

*Insecticidal Service.*—Fly and other insect-pests likely to cause nuisance were further reduced as a result of regular anti-fly and other disinfection measures by the Insecticide Branch Squads. Looking to the magnitude of the work, it is imperative that the service requires to be further intensified.

The Standing Committee are constrained to note that for the last several years diseases of the respiratory system are responsible for the highest death rate every year and that a large proportion of deaths occur among children and infants under five years of age. Likewise the infant mortality rate which was 103.7 per 1,000 is rather on the high side. The Committee consider that the Executive should see what preventive or remedial measures need to be taken to reduce the death rate especially among the Infants.

*Malaria.*—Malaria was registered as the cause of 2 deaths as against 2 and 4 in the preceding two years. 12 deaths were ascribed to Ague and Remittent Fevers as against 3 in the preceding year. Out of 2,108 wells in the city on 1st January 1959, 1,664 were hermetically sealed with cement concrete covers and 444 were open or partially opened wells. All the retained wells, except a few, were stocked with gambusia fish replenished every six months or oftener if found necessary. Neither the Urban Vector *A. Stephensi* nor any other known vector species of *Anopheles* was detected during the year. Notices were issued against the owners to keep their compounds free from breeding mosquitoes as a precaution against the disease.

37. The number of new cases treated at the 27 dispensaries and one mobile dispensary was 5,22,725 (2,69,380 males and 2,53,345 females) as against 4,45,095 and 4,61,202 in the previous two years. In addition to the above dispensary work, women's and children's clinics were conducted by three part-time lady doctors at 6 Municipal dispensaries in the City for two hours thrice a week. The number of new cases treated at this dispensary was 5,751 as against 7,722 in the previous year. The total attendance numbered 68,305 as against 93,487 in the previous year. These figures include the visits of lady doctors to patients at their homes.

The Municipal Eye Dispensary and Hospital at Kamathipura were attended by two Honorary Medical Surgeons by turns throughout the year. The Hospital has an accommodation for 6 beds each for males and females with an operation theatre and a full time resident Nurse. The total attendance of patients was 99,183 as against 83,433 and 86,956 in the previous two years. The total number of new cases treated was 13,590 as against 12,603 and 11,921 in the previous two years. The number of indoor patients among the new cases treated and total attendance of indoor patients were 278 and 4,386 respectively.

*Leprosy.*—The control of Leprosy in the City was exercised as before through the Acworth Leprosy Home, Wadala, with an accommodation of 500 beds. In the absence of a Municipal Institution for the isolation and treatment of cases suffering from this foul disease, this Home has been doing commendable work for over 60 years. In addition to this, the Institution conducts a well-equipped out-patients clinic, the entire cost of which is borne by the Corporation.

The average daily attendance of patients was 143.3 and the total number of new cases treated at the clinic was 3,082 as against 2,945 and 3,104, respectively, in the previous two years.

Six Health Visitors appointed by the Municipality (including 1 for Suburbs), three Non-medical Assistants appointed by the Home paid visits to the houses of patients, first 1,175 and subsequently 4,090 as against 881 and 3,981, respectively in the preceding year. The Medical Assistants in charge of Municipal free dispensaries have also been specially trained for detection of early cases of leprosy. The number of such cases detected and treated at Municipal dispensaries free was 23.

The leprosy control problem in Greater Bombay has now been dealt with under the Greater Bombay Leprosy Control Scheme. Seven clinics were conducted in the City and three in the Suburbs, for the diagnosis and treatment of leprosy. A staff consisting of 2 medical officers, 6 health visitors, 4 ward-boys and one medico-social worker and an experienced clerk was appointed under the scheme, the expenditure being shared equally by the Bombay Municipal Corporation, the State Government and the Gandhi Memorial Leprosy Foundation, Wardha. The capital expenditure on account of building, etc., is being borne by the Municipality.

38. There were three T. B. clinics for out-door patients attached to the Group of T. B. Hospitals at Sewri, where cases in primary and advanced stages received institutional treatment. The total number of beds at these Hospitals was 746 (454 for males and 292 for females inclusive of additional 100 beds at the Sarvodaya Hospital at Ghatkopar added during the year under report and 88 beds at the T. B. Isolation Wards at the Ramkunwar Daftary Isolation Centre at Dadar). Each clinic is managed by well qualified staff and is equipped with appliances necessary for treatment of patients. The total number of patients in various stages of Pulmonary Tuberculosis treated during the year was 3,398 (including 432 of the previous year) as against 3,195 during the previous year. Of these, 2,345 were discharged as improved, 48 were non-Tuberculosis cases 179 left prematurely against advise, 239 died and 411 remained under treatment at the close of the year. The largest number of admissions was within the age groups between 20 to 35 as against 21 and 25 in the previous year. Mortality figures also reveal high incidence in the 20 to 40 age groups. The total number of surgical operations performed on patients was 407 as against 592 in the previous year.

The follow-up of discharged patients and giving them A. P. and P. P. refills were continued as before. The total number of such A. P. and P. P. refills given during the year were 11 and 18,757 as against 17 and 19,941 respectively, in the preceding year. There were 157 new admissions to the out-door A. P. and P. P. Refill Department during the year as against 485 in the previous year.

The total expenditure incurred during the year on the Group of T. B. Hospitals was Rs. 13.46 lacs approximately, as against Rs. 12.11 lacs in the previous year. The average cost per patient per day was Rs. 8.67 as against Rs. 7.66 in the previous year.

The Poor Box Collections including fees for medical certificates issued during the year amounted to Rs. 6,798.60 and a sum of Rs. 3,966 was spent on medicines, injections, etc., administered to poor patients. A regular monthly donation of Rs. 100 from the British Indian Steam Navigation Company Ltd., was continued to be received during the year. Many other donations were also received. The Standing Committee while thanking the donors sincerely hope that donations of this type would be forth-coming more liberally to supplement Municipal efforts in eradicating this disease. It is disheartening that inspite of the best efforts of the Executive to control the disease, the number of Tuberculosis patients is on the increase and the incidence of this fell disease is greater among the young men between the age groups of 21 and 35. The Standing Committee consider that in the interest of the City's health, it is necessary that steps should be taken for detection of such cases in primary stage and for thorough treatment so that mortality may be reduced considerably.

39. For combating Venereal Diseases, free medical facilities, both preventive and curative, were continued as in the preceding year. During the year, 19,466 cases were treated at the Clinics as against 19,713 and 18,636 in the previous two years. Of these 16,897 were males and 2,569 were females. For prophylaxis, 20,885 persons attended the eight municipal prophylactic centres as against 18,272 and 17,910 in the previous two years, the average daily attendance for treatment and prophylaxis being 787.9.

The Medical Officer in charge of ante-natal and post-natal Clinics sent 1,001 samples of blood for investigation of Syphilis. Out of these, 117 gave positive results of Kahn's or meinicke's Tests and of these only 66 attended the clinic for treatment during the year.

Medical persons desirous of learning the methods of diagnosis and treatment of venereal diseases were given necessary facilities at the clinic.

The contract Investigation Centre started last year at the Bellasis Road Clinic by appointing three Medico-Social Workers, met with encouraging response.

40. During the year, out of about 2,36,111 School Children in Municipal Schools 77,402 were examined as against 82,543 in the previous year and of them 67,685 were found defective. The total number of defects being 1,63,485. Arrangements to treat 45,323 children were made in the schools clinics at the Bai Yamunabai L. Nair Charitable Hospital and K. E. M. Hospital. During the year, 403 schools and classes out of 424 were visited by the School medical staff to complete the examination of 77,402 pupils (41,040 boys and 36,294 girls and 68 special cases). Parents of 45,323 pupils only consented to have their wards treated at the clinic at the K. E. M. Hospital, Nair Hospital Dental Clinic and the Municipal Dispensaries. The Medical Officers interviewed 2,900 pupils; parents in schools and explained to them the necessity of their children availing of the required treatment. Minor ailments among the children were treated at the nearest municipal dispensaries, while cases with major ailments were treated at the School Clinic at the K. E. M. Hospital, which has been adequately expanded from 3rd January 1957. Only 2,389 new



and 18,132 old cases requiring immediate attention were therefore, examined and treated at the clinic and of these 664 were shown to the Consultants of the Hospital for expert opinion. 207 children with error of refraction were prescribed and supplied spectacles, free of charge. 424 schools and classes were supplied with emergency outfit. 206 children suspected to have leprosy infection were directed to the Acworth Leprosy Home for examination. Of them 15 were found positive and were prevented from attending schools. Out of the remaining, 141 children were declared negative and 50 cases were found to be negative on re-examination. 598 took treatment at the Municipal dispensaries. 56 cases of enlarged spleen were taken to various Municipal dispensaries for blood smears examination. 1,068 children suffering from scabies, ring-worms and boils were treated in the schools by the School Medical Officers. Reports regarding sanitary defects in 427 of the school buildings were brought to the notice of the sanitary Branch for taking necessary action. 276 tonsil and other operations were performed at the School clinics. Three cases of rat bites were treated at the School Clinic, 532 suspected cases of T. B. were screened at the Princess Street and Dadar T. B. Clinics out of which 58 were found positive and 7 out of them were admitted to the Group of T.B. Hospitals at Sewri with the consent of their parents. 317 children who had no marks of primary vaccination were got vaccinated and 6 cases were re-vaccinated. 1,58,536 municipal school children were re-vaccinated against small-pox. 445 and 1,332 health talks on subjects of personal hygiene were given to pupils, respectively, by the Medical Officers and the School Health Nurses, in order to inculcate healthy habits. The latter also visited and re-visited 2,991 and 900 ailing children, respectively, at homes and gave necessary instructions to their parents as regards their care and diet.

In the first quarter, due to inadequate supply of milk only 52,140 certified undernourished children could be catered with 6 oz. of pastuerised toned milk along with snack, on every school working day, during the first quarter of the year. It was discontinued from 16th April 1959 owing to poor attendance of pupils. From 3rd August 1959 to 9th August 1959, 52,140 certified undernourished children were catered with only milk on account of some difficulties in the execution of snack contract. From 20th August, however, the scheme was continued except during the periods from 17th to 23rd September and 29th September to 6th October 1959 when milk supply was not available.

There were about 352 milk and snack distributing centres allocated in municipal schools and nearly 572 municipal school teachers and 352 peons were entrusted with the work of distribution. Snacks in the form of either *Chikki* and/or fruits were also given to these children to supplement the milk diet. Two days—Mondays and Thursday—in a week were fixed for distribution of fruits and *Chikki* was given on the remaining days. To assess the improvement in the health of school children as a result of the scheme, a rapid nutritional survey conducted by the staff of the Nutrition Department of the Bombay Government in selected schools, during the year 1956 was continued during the year under report. The Scheme was in progress.

Under the Sunday Milk Scheme, children under 12 years of age, irrespective of whether schooling or not were catered with 6 oz. of toned pastuerised milk each. About 1,98,030 children were catered with milk at 73 centres on Sundays only. The child welfare centre of J. J. Hospital (which is a part of the W. H. O. Nursing) Education Project assisted the Municipal Schools Health service with the health programme in the 2 municipal schools in the compound of the J. J. Hospital. 140 children of these schools who were found defective by the Municipal Staff were referred to the various wards of J. J. Hospital for diagnosis treatment, by this centre. 120 pupils with defects were treated. Annual Sports, Mass Drill displays and Scout Rallies were organised by the Education Department for municipal school children in different parts of Greater Bombay where the school Medical Officers were directed with necessary outfit for rendering medical aid to injured participants.

41. The Hospitals have a total accommodation of 378 beds. Except Tuberculosis and Leprosy, patients suffering from other infectious diseases are admitted to the Hospitals. The total number of patients admitted during the year was 24,775 as against 23,871, 23,529 and 12,304 in the preceding three years, the daily average of admission being 652 as against 657, 572 and 453 in the preceding three years. Of the total number of patients, 3,471, 5,056 and 475 respectively, suffered from Enteric Fever, Diphtheria and Small-pox. On account of heavy admissions of cases of major infectious diseases, restriction on admissions to cases of Chicken-pox, Mumps, etc., had to be imposed.

The total expenditure of the City Fever Hospital during the year was Rs. 20.56 lacs as against Rs. 19.25 lacs and Rs. 16.61 lacs in the preceding two years.

42. The bed accommodation in the Hospital was 668 during the year under report including 38 beds in Obstetric Ward. The 630 beds were distributed amongst men, women and children patients as 380, 158 and 92 respectively. The accommodation was fully occupied throughout the year and there was constant

overcrowding in the Wards. The total number of in-patients admitted during the year was 31,052 against 29,599, 27,208 and 23,874 in the previous three years. The daily average number of in-patients was 878. The average number of days each patient was resident was 10.3 against 9.79, 9.9 and 11.6 in the last three years. The total number of operations performed on in-patients was 12,716 against 13,577, 9,497 and 9,607 in the preceding three years. The average cost per in-patient per day was Rs. 10.06 as against Rs. 9.49, Rs. 9.70 and Rs. 8-3-11 in the previous three years. The average cost per in-patient admission showed a slight increase being Rs. 100.10 as against Rs. 94.97 in the previous year. Out of 2,511 deaths, as many as 548 died within 24 hours of admission, 858 died after 24 hours but within three days of admission and the rest after three days of their admission.

The total number of new out-patients treated was 2,34,117 as against 2,11,380, 2,07,956 and 1,91,071 in the preceding three years. The daily average number of new out-patient was 873 against 804, 796.20 and 722.12 in the preceding three years, while the daily average number of out-patient attendance worked out to 2,686 against 2,464, 2,421 and 2,324 in the previous three years. The total number of out-patients attendance including casualty patients during the year came to 7,97,819 against 7,12,683, 7,01,891 and 6,84,459 in the preceding three years. The highest number of out-patients attendance on any one day was 3,930 as against 3,066, 3,316 and 3,464 in the preceding three years, while new out-patients admitted on a single day was 988 as against 942, 980 and 888 in the preceding three years. The total number of operations on out-patients during the year was 41,763 against 41,167, 31,480 and 29,844 in the previous three years. The average cost per out-patient attendance during the year was Rs. 1.07 against Rs. 1.04, Rs. 0.92 and Rs. 1.19 in the previous three years, while the average cost per out-patient's admission was Rs. 3.61 against Rs. 3.50, Rs. 3.04 and Rs. 3.12 in the preceding three years.

The Poor Box Charity Fund from which relief was rendered to poor patients, continued to give relief and comforts to deserving patients which ordinarily could not be given out of the Municipal Fund. An amount of Rs. 74,663.75 as against Rs. 74,236.01, Rs. 50,180.53 and Rs. 51,345-4-6, in the previous three years was spent for affording relief to poor patients for costly drugs, injections, blood transfusions, etc.

The Gift Shop started for the convenience of patients and their relatives, the Physiotherapy Centre and School, Occupational Therapy Centre and School, Prophylactic Immunization Centre, Family Health Centre, Pharmacological Laboratory, Ambulance Division, Recreation Room and Library for patients, and the Co-operative Credit Society carried out their work in their respective spheres satisfactorily.

The Medico-Social Service Department was able to render intensive service to the needy patients.

Dr. Jivraj N. Mehta Pharmaceutical Laboratory, attached to the Hospital, manufactured many injectables viz., 48,192 transfusion bottles of 500 c.c. each; 4,573 ampules of 10 different injectable solutions; and about 1,050 litres of sterile loose solutions and carried on analytical and pharmaceutical work during the year. The Blood Bank worked satisfactorily and during the year, blood transfusion was given in 3,809 cases.

Total expenditure incurred during the year for the maintenance of the Hospital was Rs. 36.30 lacs as against Rs. 33.74 lacs in the previous year.

43. The bed accommodation in the Hospital remained at 370 (300 non-paying and 50 part-paying and 20 for B. E. S. & T. Employees). 22,456 patients were admitted during the year as against 21,561, 20,525 and 16,926 during the preceding three years. The highest number of in-patients on a single day was 507. The daily average number of in-patients was 450.7 as against 426.3, 415 and 405.2 in the preceding three years. The average number of days each patient was resident was 7.1 as against 7.25, 7.3 and 8.7 in the preceding three years.

The total number of in-patients treated was 22,926 including 470 of the previous year. The number of maternity and gynaec cases were 8,754.

The total number of minor operations performed on in-patients was 7,862 as against 7,793, 7,225 and 5,751 in the preceding three years. The average cost per in-patient on diet per day was Rs. 0.99 against Rs. 1.04, Rs. 1-0-4 and Re. 0-15-6 in the preceding three years.

The total number of new out-patients was 1,43,776 with a daily average of 462.3 as against 1,34,030 and 445.2 respectively, in the preceding year and 1,21,978 and 394.7 in the year preceding the last. The total number of old out-patients attendance was 3,81,006 with a daily average of 1,266.7 as against 4,45,423 and a daily average of 1,479.8 in the preceding year and 3,62,408 and a daily average of 1,171.8 respectively, in the year preceding the last. The highest number of out-patients attendance on a single day was 2,823 as against 2,602, 2,508 and 2,413 in the preceding three years. The total number of operations performed on out-patients was 7,862 as against 6,770, 7,355 and 6,986 in the preceding three years. 27,600 accidental and other emergency cases were treated in the Casualty Department as against 28,112, 24,261 and 20,553 and in the preceding three years.

The Paying Bed Scheme started from 1st September 1951 is working satisfactorily. The number of patients admitted in the General Paying Ward and Special rooms during the year was 1,704 as against 1,812, 1,857, and 1,643 in the preceding three years. 210 major and 343 minor operations were performed on paying patients, as against 272 and 357 respectively, in the previous year.

The Pathological and Bacteriological investigations in respect of 40,499 in-patients and 52,926 out-patients were carried out in the Laboratory of the Hospital as against 44,840, 47,556 and 33,567 and 48,346, 12,632 and 44,791, respectively, in the preceding three years. 322 autopsies were also performed during the year.

The total number of cases treated by the Physio-therapy Department during the year under report was 1937, while 1,405 cases were treated in the Occupational Therapy Department.

The Medico-Social Service Department which was started from 1st August 1956 has been rendering valuable services to the needy patients. A social research is being carried out on the subject of 'Suicidal Attempts.'

The Hospital has an up-to-date library with latest publications on modern medical, etc., science. 29 additional books on medical subjects and 1 book on non-medical subject were purchased bringing the total to 667 books. 66 journals were subscribed of which 7 journals were received as 'donation,' during the year under report.

The amount in the Poor Box Fund on 31st March 1959 stood at Rs. 1,27,370.76 as against Rs. 1,25,737.27 in the previous year. During the year, a sum of Rs. 55,908.34 was collected in the Charity Boxes and by way of donations and the expenditure amounted to Rs. 83,777.63. A balance of Rs. 99,501.47 remained in the Poor Box Fund on 31-3-1960.

*Nurses' Training School*—15 students were admitted for training in General nursing. 39 Student Nurses were sent for examination in Midwifery out of which 38 were declared successful. 2 staff nurses were sent to the College of Nursing, Delhi, for Ward Sister's Course.

This Hospital has been attached to the Topiwala National Medical College for clinic instructions to under-graduate students. The Hospital continues to be affiliated to the University of Bombay and to the College of Physicians and Surgeons of Bombay for post-graduate as well as under-graduate students.

44. The Hospital has an accommodation for 336 beds distributed among men, women and children patients as in the last year. The accommodation was fully occupied throughout the year. There were often extra patients over the scheduled number in the Hospital and on many occasions they had to be accommodated on the floor for want of adequate beds. The total number of in-patients admitted was 19,164 as against 17,474, 14,735 and 13,650 in the previous three years. The daily average number of in-patients was 431.07 as against 383.92, 352.47 and 361.57 in the previous three years. On an average each patient was resident for 8.21 against 8.59 days and 9.69 days in the previous two years. The total number of in-patients treated was 19,587 including the balance of 423 of the previous year of whom 7,706 were cured, 7,602 were relieved, 2,596 left the hospital against Medical advice or were otherwise discharged, 1,294 died and 389 remained at the close of the year. The average cost per in-patient per day was Rs. 8.67 against Rs. 7.97 and Rs. 7.15 during the preceding two years.

The total number of out-patients treated was 3,42,501 against 3,02,909, 2,73,225 and 2,70,463 in the preceding three years and the average number of out-patients' attendance per day was 1,01.29 against 980.29, 932.62 and 922.31 in the preceding three years. The highest out-patients attendance on a single day was 1,707 against 1,480, 1,509 and 1,394 in the preceding three years. The highest number of new patients admitted on a single day was 641 and of the old cases treated was 1,119 during the year under report. The average cost per

out-patient per day was Re. 0.95 against Re. 0.89, Re. 0.80 and Re. 0-11-4 during the preceding three years. During the year 6,628 and 7,260 operations were performed respectively, on in-patients and out-patients against 6,183 and 6,629, respectively, during the last year.

The total expenditure incurred on the maintenance of the hospital including liabilities amounted to Rs. 17.20 lacs, against Rs. 15.99 lacs, Rs. 15.67 lacs and Rs. 13.74 lacs in the preceding three years.

The total amount in the Poor Patient's Fund by way of receipts amounted to Rs. 25,684.65 Rs. 6,960.65 were by way of donations and Rs. 18,904 by way of collections from the boxes kept in wards and out-door department.

During the year, the number of blood samples supplied for transfusion was 1,914 and a sum of Rs. 28,597.50 was paid to the professional blood donors from the Poor Patient's Fund.

As in the previous year, various pharmaceutical firms offered donations for research on their products.

The Patients Welfare Committee which was formed nearly three years ago to devise ways and means for providing facilities to the patients in the Hospital continued its activities during the year and several functions were organized for the benefit of patients. Issue of Books from the Patients' Library, which was started during 1957-58 was continued during the year.

The Medico-Social worker rendered valuable help to the needy patients of the hospital.

A Family Planning Centre with 100 per cent. grant-in-aid from Government of India started at this Hospital since 19th April 1959, rendered useful service to the married persons. 106 persons attended the Clinic and 419 persons were contacted for Family Planning Education.

Dr. B. N. Purandare Gynaec and Obstetric Research Centre was declared open on 15-9-1958. Various research projects concerning Gynaecological and Obstetric problems and disorders of Hormonal origin were carried out at the centre during the year.

45. The Hospital was declared open on 2nd September 1956. It has an accommodation of 38 beds. Helpless patients, suffering from diseases that have no reasonable hope of cure and yet need medical and nursing care, are admitted to this Hospital, as such patients are not generally admitted to any other Hospital. The hospital continued to be under the supervision of the Dean, B. Y. L. Nair Charitable Hospital.

B. M. C. Dr. Bhajekar  
Hospital for incurable  
Diseases.

During the year 1959, 88 patients were admitted and 13 were the balance left over from the last year. The maximum number of in-patients on a single day was 38 and the daily average was 37 in the year.

The total expenditure during the year under report amounted to Rs. 67,044 and the daily average cost worked out to Rs. 4.21 per patient.

46. During the year under report, 87 fresh admissions were made. Of the 719 students on the roll against 630 in the previous year, 179 were lady students and 226 post-graduate and research students, against 136 and 207, respectively, in the previous year. Out of 461 students sent up for various examinations, 277 passed the whole examination against the corresponding figure of 640 and 339 of the previous year.

Seth G. S. Medical  
College.

Number of male students residing in the Hostel during the year was 147, while the number of lady students accommodated in the Lady Students' Hostel remained at 42. A new hostel was acquired at Naigaum last year to meet the increasing demand of the undergraduates, internees and research students. Income derived from the College and the Hostels by way of tuition fees, hostel rent, etc., was Rs. 1.37 lacs against Rs. 1.49 lacs, Rs. 1.60 lacs and Rs. 1.86 lacs in the previous three years, while the total expenditure amounted Rs. 7.53 lacs (including payment of Dearness Allowance of Rs. 1.23 lacs) against Rs. 7.15 lacs Rs. 6.13 lacs and Rs. 5.80 lacs in the preceding three years. The income derived from and the expenditure incurred on the Hostels were Rs. 20,466 and Rs. 47,005 respectively, as against Rs. 16,206 and Rs. 41,837 in the previous year. The gross and net cost per student worked out at Rs. 1,528.47 and Rs. 1,249.45 respectively, as against Rs. 1,691.06 and Rs. 1,339.53 in previous year. The amount of fees received from the post-graduate students was Rs. 14,925 as against Rs. 14,535 in the previous year.

The Co-operative Society carried on its work satisfactorily with a share capital of Rs. 1.98 lacs as on 30th June 1959.

The different departments of the College and the Hospital had, in addition to their normal teaching and departmental works made some investigations. The K. E. M. Hospital and Seth G. S. Medical College Research Society which started functioning during the last year was working satisfactorily.

Physio-therapy School and Department which was started as a joint venture of the Government, Government of Bombay and the Bombay Municipal Corporation with an aid from World Health Organization continued to show steady progress.

The progress of other activities like Library, Museum, Gymkhana, etc., was satisfactory.

A Family Planning Centre with 100 per cent. grant-in-aid from the Government of India was started at this Hospital since 21st January 1959, to cater to the needs of uneducated and poor labourers staying in the vicinity.

47. The College had 317 under-graduate students on the roll at the close of the year, out of whom 109 were lady students. Besides, there were 86 post-graduate students including 14 lady students. 72 students passed the Final M.B., B.S. Examination and 10 students at the various other examinations held in 1959. During the year under Report, the College made two land marks in the progress of the institution. A new hostel costing about Rs. 12 lacs was completed and occupied from 8th July 1959. The hostel provided accommodation for about 200 male students. Arrangements to accommodate the lady students in the Grant Medical College Hostel continued during the year.

The total expenditure incurred on the maintenance of the College amounted to Rs. 5.51 lacs as against Rs. 5.07 and Rs. 4.4 lacs in the preceding two years. The total income by way of tuition fees, hostel rent, etc., received amounted to Rs. 1.36 lacs against Rs. 1.33 lacs in each of the previous two years.

Tenders for the work of constructing a Pavilion were accepted and the work was to start in May/June 1960. The construction of the College building which was a long felt need was completed and has now been occupied. The Building consisting of ground and five upper floors has cost about Rs. 37 lakhs including the purchase of furniture. Provision has been made not only for the clinical departments and their laboratories but also for enlarged library, Central Research Laboratory and auditorium for about 700 persons.

During the year, the Corporation sanctioned the scheme of associate appointments in certain subjects as an experimental measure to provide definite responsibilities for non-clinical person in the respective clinical fields and *vice versa* and for active co-ordination and co-operation in the teaching and research works.

48. During the year under report, 44 students including 8 ladies passed the B. D. S. Degree Examination from this College. The College had 76 Dental Chairs, 52 Electric Dental Units, 2 Dental X-Ray Machines and other equipment to give dental treatment on most modern lines. There were 247 students including 23 lady students on the roll as against 216 and 23 respectively, in the previous year. The College Diploma is recognised not only by the State and the Union Governments but also by leading Institutions in the line in the U.S.A., the U. K., and other foreign universities. The College also runs a Dental Clinic where all types of dental treatment such as silver, gold and cement fillings, artificial sets of teeth, regulation of teeth of children etc., are done by charging nominal fees. During the year 77,390 patients, 43,042 males, 19,768 females, 14,580 children were treated as against 64,645, 58,967 and 56,917 in the preceding three years. The total expenditure incurred was Rs. 3.21 lacs against Rs. 2.60 lacs, Rs. 2.12 lacs and Rs. 1.97 lacs in the preceding three years and the total realisations by way of fees from students and patients were Rs. 1.16 lacs, against Rs. 1.02 lacs, Rs. 86,299 and Rs. 72,629 during the preceding three years.

The Academic Council looked after the academic affairs of the College and the Advisory Dental Board which conducts Final L.D.Sc. Diploma Examination, etc., continued to function during the year under report, as before. Since June 1954, the College is affiliated to the Bombay University for B..D.S. Degree in Dentistry. Almoner service was rendered from the Poor Box Fund to poor deserving patients in the shape of supplying sets of artificial teeth, and repairs of sets of teeth. Research work in Dentistry was continued at the College during the year.

49. At the close of the year, there were 3,16,105 pupils in 569 schools and 110 classes in Greater Bombay, including Extended Suburbs, the number in the City being 2,29,102 pupils in 379 schools and 47 classes ; 68,159 pupils in 148 schools and 37 classes ; and in the Extended Suburbs 18,844 pupils in 42 schools and 26 classes.

The corresponding figures for the previous year were 2,94,632 pupils in 558 schools and 91 classes in Greater Bombay, which was made up of 2,18,746 pupils in 373 schools and 46 classes in the City ; 59,023 pupils in 136 schools and 30 classes in the Suburbs ; and 16,863 pupils in 49 schools and 15 classes in the Extended Suburbs. Thus, during the year, there was a net increase of 21,473 pupils in Municipal Schools. The highest number of pupils on roll was 3,42,562 at the end of July 1959. The average attendance of pupils throughout the year was 2,80,777—2,06,447 in the City Schools—58,776 in Suburban Schools and 15,554 in the Extended Suburban Schools. The total number of teachers in Greater Bombay at the end of the year was 8,503 of whom 8,195 were ordinary and 303 special teachers, as against 8,001 teachers of whom 7,698 were ordinary and 303 special teachers in the preceding year. Out of 8,195 ordinary teachers, 7,227 were trained as against 6,812 out of 7,698 in the previous year. The percentage of trained teachers was 88.1 as against 86.8 in the preceding year.

The 'Class Rooms Formula' to determine the number of teachers approved in 1953, was finally adopted as a basis of assigning teachers to schools by the Education Committee during the year under report. It was decided to fix the number of teachers according to the number of class rooms in actual use (including rooms used twice in double session schools) so as to ensure one teacher for each class. The prevailing basis of granting additional teachers to larger schools was also revised, so that only one additional teacher was given to a school having an average attendance of 500 or more pupils. The provision of leave reserves which was formerly 7½ per cent. was reduced to 3½ per cent. during the year.

With a view to avoiding over-crowding in classes, it was laid down that ordinarily a class should not have more than 50 pupils to facilitate proper attention to pupils. In schools housed in hired residential buildings over-crowding on account of inadequate space was an impediment in the way of efficient instruction. In all, about 442 (375+67) Municipal Schools and Classes were required to be run in two sessions and more than two sessions for want of sufficient accommodation and 3,069 class rooms were used twice. A programme of construction of new school buildings, which is being implemented on a larger scale, would improve the situation considerably in a few years.

As in the past, the syllabus of studies was divided month by month for the guidance of teachers and for facilitating gradual completion of studies in time as per Schedule. Teaching aids were supplied to schools and additional teaching aids, such as, maps, charts and models were prepared by the teachers themselves. Hindi was continued to be taught in the upper Primary classes. Parents and guardians were kept informed of the progress, conduct and a attendance of their wards by forwarding to them the Progress Cards every month. Pupils of Standards I to III were promoted to higher standards at the end of the year on the basis of the results of the Weekly Tests throughout the year. Double Promotion Examination was held as per rules in August 1958 whereof in all 550, i.e., 85.8 per cent. pupils out of the total of 640 who appeared, were successful and promoted to higher standards from 1st September 1959.

In all 17,512 pupils—14,327 from City and 2,426 from Suburbs and 759 from Extended Suburbs from Municipal Schools, appeared for the Primary School Certificate Examination—1960, and out of them 7,661 from City Schools, 995 from Suburban Schools and 380 from Extended Suburbs were declared successful.

Some of the main factors which hampered *inter alia* the progress of pupils were largeness of certain classes, lack of suitable buildings, inadequate facilities to pupils to study at home and economic conditions of the parents, resulting in irregular attendance and long absence of pupils.

The existing curriculum for Standards I to VII revised by Government came into force with the year 1955 and is being followed in Municipal Schools from June 1955. The Text Books which were being used during the previous year, were continued to be used during the year under report.

The Rahimtoola Currimbhoy Urdu Training Institute for Women continued to function as usual. In all, 96 pupils in the First Year and 48 in the Second Year were under training. All the 96 Trainees of the I Year Class were promoted to the II Year Class. Out of 48 Trainees of the II Year Class, 32 (i.e., 66.6 per cent.) were declared successful at the Primary Teachers' Certificate Examination.

The number of Municipal owned buildings at the beginning of the year was 104 of which 38 were in the City and 41 in the Suburbs and 25 in Extended Suburbs. Five school buildings were built during the year under report.

192 Schools (including classes) were housed in the Municipal owned school buildings, 472 schools (including classes) were housed in rented buildings. Due to the increase in the number of pupils in Municipal schools from year to year, it has become practically impossible

to acquire additional accommodation except by way of construction of new school buildings or extending the existings ones. The Department is making a steady and planned progress towards acquisition of private plots and structures, etc., wherever possible.

The Corporation continued to impart vocational education. The Director of Technical Education has agreed to grant recognition to the Municipal Printing Class at Foras Road provided arrangements are made in the class for teaching III Year Typography Course. There are 23 Vocational Classes in 11 Vocational Schools. Carpentry and tailoring, are also taught in these Schools. Other subjects taught are printing, repairing of clocks, sign-board painting, carpet weaving, book-binding, Toy-making, etc. The number of pupils in these handicrafts classes increased from 5,168 to 5,472 during the year, out of whom 2,204 received instruction in Carpentry and 1,501 in Tailoring.

Various extra-curricular activities, such as Vacation Libraries in summer vacation, Educational Film shows, *Sharad Utsav*, School Anniversaries, Excursions, Road Safety Warden, Elocution Competitions, Seminars, etc., were carried on as usual during the year under report.

The average cost per pupil per year in the schools in the City and Suburbs calculated on the basis of the average number of pupils on rolls was Rs. 72.67 and Rs. 49.77 in the Extended Suburbs.

The Research Unit started functioning from 6th July 1955 for implementing the suggestions contained in Shri R. V. Parulekar's Report on the Bombay City Education System and continued its work in this regard during the year under report.

Some of the important studies continued to be carried out by the Research Unit during the year under report are (1) study of the various aspects of the problems arising out of the high incidence of wastage and stagnation. The cause of stagnation, the subjects in which children fail at different levels, relations between age and attainment, relation between stagnation and wastage and such other allied topics ; (2) A pilot study in the Delisle Road and Naimgaum areas to find practical ways and means to get compulsory age children to school and to ensure regularity in their attendance ; (3) Continuance of Intelligence Testing as an aid to recruitment to the selection and recruitment of primary teachers and clerks ; (4) The Educational implications of Short and Double Sessions in Municipal Schools ; and (5) the study of the effectiveness of Free Milk Scheme in Municipal Schools together with the possibility and usefulness of giving multi-purpose food to children.

The Standing Committee feel that while the progress of Primary Education in our schools during the year under report may be said to be on the whole satisfactory, there are certain features such as unsatisfactory condition of rented buildings accommodating Municipal Schools, class rooms sometimes having been required to accommodate as many as 50 to 60 pupils in a class, in regard to which though the Department is alive to the urgency of the problem much remains to be done in this direction. The Standing Committee hope that the Executive will put in more effort to see that additional sites for school buildings are secured and that the programme of constructing new school buildings is completed within the prescribed time limit.

50. During the year under report, 284. 1/4 tons of bleached and unbleached paper was purchased from the market. The printing work of the various Municipal Printing departments of the Corporation has increased considerably during the year. Over and above their Budget Estimates, Establishment Schedules, Municipal Chief Auditor's Administration Report, Canteen Coupon Books were also executed for the B. E. S. & T. Undertaking, at a total cost of Rs. 57,253.96. The total number of jobs carried out were 10,272 and number of pages printed were 57,808 as against 8,089 and 42,836 in the preceding year. The total quantity of paper consumed during the year under report was 257.25 tons as against 209 tons and 226.25 tons in the preceding two years.

The transactions of the Press for the year closed with a surplus of Rs. 6,927 on the total turnover of Rs. 13,86,440 against the surplus of Rs. 7,468 and the turnover of Rs. 11.95 lacs for the preceding year. The labour staff as on 29th February 1960 consisted of 267 workers against 228 and 227 on the same date in the last two years. The work of implementing the recommendations of Messrs. Ibcn Ltd., on the reorganisation of the Press continued during the year under report.

51. During the year under report, the department continued to attend to contested matters and other legal proceedings in the High Court, City Civil Court, Small Causes Court and Police Courts as also to other legal matters. During the year, the department received 9,827 files, against 9,273 and 7,866 files in the previous



two years, addressed 2,238 letters against 1,760 and 1,765 letters in the preceding two years to outside parties or their legal advisers and gave opinions on different departmental matters and advices on 195 documents against 110 and 178 documents in the last two years. The report contains figures of High Court and City Civil Court suits as well as number of documents, such as, conveyances, leases, etc., that were completed.

The income by way of costs recovered amounted to Rs. 24,000 and expenditure to about Rs. 1,14,472 as against Rs. 20,000 and Rs. 73,632.33 respectively, in the preceding year.

52. During the year, 12 Trade Unions represented Municipal employees with a total membership of about 24,000 against 19,659 in the preceding year. The total number of labour staff employed in the main departments was 33,408 against 31,230 in the previous year.

During the year under report, labour relations were not harmonious and strikes took place. After the expiry of the notice served by the Bombay Municipal Subordinate Staff Union for revision of grades, clerical and other employees struck work for 5 days from 4th to 8th June 1959, when an agreement was reached between the Union and the Majority party of the Corporation. In all 20 Joint Councils functioned satisfactorily and these helped in creating harmonious relations between the Administration and the staff, inasmuch as the sphere of work of these Councils was elastic enough to allow discussions and recommendations on all matters pertaining to conditions of service.

The Labour Officer dealt with 1,788 complaints as against 1,991 in the previous year, regarding service conditions, promotions, transfers, etc., mostly from Class IV Services. Of these complaints 890 were redressed, 481 found not genuine and 417 were pending at the close of the year.

During the year, demonstrations were also held by the aggrieved employees of various categories before the Corporation Hall, about their service conditions. A four stage Grievance Procedure was also introduced for the settlement of the grievances.

The recreational, educational, hygienic and other cultural activities, indoor as well as out-door organized by the Welfare Branch of the Department for the benefit of Municipal workers and their dependents were conducted vigorously at 26 Labour Welfare Centres. Out of these 17 were run for the benefit of the employees of the Conservancy Branch, 6 for Hospital employees, 2 for Water Works employees and 1 for the employees of the Mechanical Engineer's Department. One new Centre at Trombay was opened to cater the suburban Conservancy Staff. The maternity unit attached to the Chembur Welfare Centre continued to do its useful work and medical treatment, wherever necessary, was given by the Welfare Organization. 4,740 cases were treated at the Unit during the year under report as against 4,845 in the preceding year.

Implementation of the two Labour Welfare Schemes in the shape of granting (i) scholarships to children of Municipal employees and (ii) medical assistance to them, sanctioned by the Corporation, continued to be entrusted to the Labour Department. Out of 301 applications received for scholarships, 198 eligible applicants for secondary education and 76 for higher education were awarded scholarships at a total cost of Rs. 18,500. 425 applications were received for medical assistance and help aggregating to Rs. 12,000 was given in 353 deserving cases. The Labour Officer also made arrangements to get the applicants admitted, whenever necessary, in different Municipal Hospitals for treatment.

In addition, the Labour Officer also attended the hearing of day-to-day offence report of the Municipal Hospitals, Conservancy Department and Fire Brigade Staff.

53. This department disseminated knowledge on health, hygiene and cleaner living among the citizens through popular media of propaganda such as posters, leaflets, health exhibitions, film shows, cleansing campaigns, talks, etc., in performance of normal duties. The Public Health Department was also assisted in its drive against communicable diseases and drives against exposed food. For effecting publicity, it released from time to time press notes about all new and additional services and amenities offered by the different Municipal departments. Replies to criticism in local newspapers were given and also general publicity of all civic departments and service was effected.

It also participated in various celebrations such as World Health Day, Prohibition Week, B. E. S. & T. Courtesy Week, Social Education Week, Fire Prevention Week organized by Government, Semi-Government and Social Organisations. During the annual fairs held

in different parts of the City, it took an opportunity for health propaganda. The Department also participated in the Republic Day Celebrations for which special float depicting the various medical and other services rendered by the Corporation was presented and the same was taken round the City and Suburbs.

During the year under report, a Civic Diary, 1960 was published in four regional languages. A booklet containing names of Councillors and the members of different Committees was reprinted twice. Complaints Guides in three languages and a Compendium of Civic affairs were published and put on sale.

This department also undertook production of documentary films relating to Municipal work and released two such films for exhibition.

54. Health propaganda drive was carried on through the Department of the Public Health Education and Propaganda, both in the City and the Suburbs through all the popular and modern publicity media. During the year, the section organised important activities such as health exhibitions and health education film shows on various health subjects. Municipal schools were sent the itinerary exhibits and displaying hoardings on Civic Sense on public conveniences and tram cars. It also helped the vaccination and inoculation staff of the Health Department with microphonic talks persuading people to accept vaccination and inoculation, etc. It also attended to the work of preparing and distributing health education material in the shape of posters, show-cards, leaflets, models and other types of exhibits. Other publicity work of the department included Press notes, slide releases and talks from mobile vans.

55. The Bombay Civic Journal, an accredited organ of the Corporation completed six years at the end of February 1960.

The Journal has been publishing regular features as also special articles from prominent citizens and authorities on various topical subjects in pursuance of its policy of promoting civic progress and enlightenment and the ideal of active, intelligent and creative citizenship.

The main features of the material published in the Journal are objective recording of deliberations and activities of the Corporation and its Departments as also of the B. E. S. & T. Undertaking and associated institutions, citizens' view point on subject of civic interest and on current issues before the Corporation, new plans or projects sponsored by the Corporation, glimpses of old Bombay and a summary of activities of local bodies all over the country, etc.

During the year under report, efforts were made to enhance the utility and appeal of the journal, to widen its scope and to put the department on a stable basis.

The Standing Committee feel that it is necessary that the department should make more vigorous efforts not only to improve the standard of the journal and make it more popular but also to make it financially self-supporting.

56. During the year under report, the working of the Mahatma Gandhi Memorial M. G. M. O. Swimming Pool at Shivaji Park was satisfactory.

The Swimming Pool was closed during the period from 28th January to 4th February 1960, as it was emptied for annual repairs. Facilities to polio crippled children etc., were also given and in all 15 persons took advantage thereof.

' Anniversary Day ' function was held on 27th April 1959 and winners were awarded prizes. Water Polo Matches were played with local clubs. The Pool premises were given for use, free of charge, to the Bombay State Aquatic Association, the University of Bombay, for holding their annual aquatic sports. Reservations of the Pool, on payment of prescribed fees, was also allowed to college, school, etc., parties as usual. Seven members of the Pool were selected to the represent Bombay in Bombay-Colombo Aquatic meet held at Colombo in August 1959, at Municipal cost.

The collection of fees at the Pool amounted to Rs. 1,24,590 against the amount of Rs. 1,22,916 for the preceding year.

57\*. As a consequence of the implementation of the recommendations of Messrs. **Organisation and Methods Department.** **Ibcon Ltd.**, an organization and Methods Division has been set up so as to further simplify the methods of procedure with a view to improving efficiency and ensuring economy. The Organization and Methods Division started functioning with effect from 26th March 1957. All establishment proposals have to be scrutinized by the Organisation and Methods Division instead of by the Test Audit Officer and about 3,163 such proposals in addition to 2,325 miscellaneous references were attended to by the Division itself.

Besides, the Division submitted detailed reports on various personnel matters including recruitment and training and devised a proforma of Inspection Report. It has also organized the work of following up further progress of reorganisation of Departments as per Messrs. Ibcon's recommendations.

MUNICIPAL CORPORATION OFFICE, }

BOMBAY, 2nd January 1961. }

R. N. KULKARNI,

*Chairman, Standing Committee.*

---

\* Paragraphs 58 to 84 of the Review of the Standing Committee relate to the Administration Report of the Suburbs and Extended Suburbs.

# ADMINISTRATION REPORT OF THE MUNICIPAL COMMISSIONER FOR GREATER BOMBAY FOR THE YEAR 1959-60

## CORPORATION, STANDING COMMITTEE, IMPROVEMENTS COMMITTEE AND THE EDUCATION COMMITTEE.

### CORPORATION.

Shri P. T. Borale who was elected the Mayor at the Meeting of the Corporation, held on the 2nd April 1959, held that Office throughout the year.

2. One hundred and fifty-five Meetings of the Corporation including thirty four Special and Adjourned Special Meetings and one hundred and thirty one Meetings of the Committees and three Meetings of a Sub-Committee other than those of the Standing Committee, the Improvements Committee and the Education Committee were held during the year. Councillors also attended one Reception for presenting civic address to Shri K. Y. Voroshilov, Chairman of the Presidium of the Supreme Soviet of U. S. S. R. They also accorded five civic receptions to (1) The Delegates attending the 5th Session of the All India Primary Teachers' Conference, (2) the Officers and Personnel of the Territorial Army Units in Greater Bombay, (3) the Indian Contingent with the United Nations Emergency Force on their return home, (4) the Delegates attending VII All India Leprosy Workers' Conference and (5) the Delegates attending the 47th Session of the Indian Science Congress.

3. There was no change in the personnel of the Corporation during the year.

### STANDING COMMITTEE.

4. Dr. B. P. Divgi, M.B., B.S., was elected Chairman of the Standing Committee at their Meeting held on the 1st April 1959 and held that Office throughout the year.

5. The changes that took place in the personnel of the Standing Committee were the elections of Smt. Tara G. Reddy and Shri V. A. Khanolkar B.A. (Hons.) as members of the Standing Committee on the 2nd April 1959, respectively, vice Shri B. S. Dhume and Shri D. V. Mahant, B.A., resigned.

6. Shri B. S. Dhume was an *ex-Officio* member of the Standing Committee from 3rd April 1959 by virtue of his election as the Chairman of the Education Committee.

7. Eighty-seven regular meetings including adjourned meetings and forty special meetings including adjourned special meetings were held during the year.

8. There were eighteen attendances of the members of the Standing Committee for audit of Municipal accounts and two hundred and two for the signing of cheques.

### IMPROVEMENTS COMMITTEE.

9. Shri M. Madhavan was elected Chairman of the Improvements Committee at their Meeting held on the 7th April 1959 and held that Office throughout the year.

10. The changes that took place in the personnel of the Improvements Committee were as follows :—

Shri D. V. Mahant, B.A., Shri S. D. Palekar, Shri M. Y. H. Patel and Shri Pratapsingh Lakshmidas were elected members of the Improvements Committee, respectively, vice Shri V. A. Khanolkar, B.A. (Hons.), Shri V. K. Tembe, F.C.A., LL.B., Dr. R. B. More, M.B., B.S., and Dr. A. M. Shah, M.B., B.S. (Bom.), resigned.

11. Thirty regular meetings including adjourned meetings and two special meetings were held during the year. Two meetings of the Committee could not be held for want of quorum.

### EDUCATION COMMITTEE.

12. Shri B. S. Dhume was elected Chairman of the Education Committee at their Meeting held on the 3rd April 1959 and held that Office throughout the year.

13. The changes that took place in the personnel of the Education Committee were the appointments of Shri P. S. Paralkar, B.Sc., LL.B., and Shri R. B. Phale, as members of the Education Committee on the 24th April and 15th June 1959, respectively, *vice* Shri S. D. Palekar and Shri N. M. Kamble, B.Sc., LL.B., resigned, respectively, on the 2nd April and 1st June 1959.

14. Sixteen regular meetings including adjourned meetings and twenty-one special meetings including adjourned special meetings of the Committee were held during the year. Four meetings of the Committee could not be held for want of quorum.

### CORPORATION AND STANDING COMMITTEE OFFICE.

(i) Shri A. P. Wagle, B.A., held the office of the Municipal Secretary till his death on 2nd November 1959. Shri K. I. Lalani, B.A. (Hons.), LL.B., Ag. Dy. Municipal Secretary, looked after the duties of the Municipal Secretary from 2nd November 1959 till the end of the year as no appointment to the post of Municipal Secretary was made till then.

(ii) No circumstances arose in the Department in which it was necessary to invoke the provisions of the Municipal Servants' Act 1890.

(iii) There was no award of any adjudication during the year 1959-60 so far as this Department was concerned.

### LIST OF THE MEMBERS OF THE CORPORATION WHO HELD OFFICE ON 31st MARCH 1960.

SHRI P. T. BORALE, B.A., LL.B., *Mayor*.

DR. B. P. DIVGI, M.P., B.S., *Chairman, Standing Committee*.

SHRI M. MADHAVAN, *Chairman, Improvements Committee*.

SHRI B. S. DHUME, *Chairman, Education Committee*.

SHRI V. S. PAGARE, *Chairman, B. E. S. & T. Committee*.

AHUJA, SHRI R. B.  
ASHAYIA, SHRI B. B.  
BACWE, SHRI G. S., B.A., LL.B.  
BANDOOKWALA, SHRI ESHAKBHAI A.  
BANDUKWALA, SHRI N. Y.  
BAPAT, SHRI V. P., B.Sc. (Engg.), A.M.I.E.  
BEDI, SHRI M. H.  
BELOSAY, SHRI R. L., B.A., LL.B.  
BHATIA, SHRI P. D.  
BHOGALE, SHRI R. K.  
ROMAN-BEHRAM, SHRI B. K., M.A., LL.B.  
BORKAR, SHRI K. L.  
CASTELLINO, DR. V. A., M.B., B.S. (Bom.).  
CHAUHAN, SHRI B. V.  
CHIMBULKAR, SHRI R. K.  
CHIPLUNKAR, SHRI S. D.  
CHOGLE, SHRI H. W.  
DALAL, SHRI B. A., B.A., LL.B., S.T.C., M.L.C.  
DALAL, SMT. DEVIBEN S., B.Sc.  
DESAI, SHRI DINKAR D., M.A., LL.B.  
DESAI, SHRI K. G.  
DESAI, SMT. MANIBEN N., G.A.  
DESAI, SHRI V. N., B.A.  
DESHPANDE, SHRI D. D., M.Sc., A.I.I.S.C.  
DHABUVALA, DR. B. M.  
DHORAJIWALA, SHRI M. A.  
DIAS, SHRI MILAGRES F.  
DICHE, SHRI B. S.  
DIVEKAR, DR. T. R., M.B., B.S., B.Hy.  
DONDE, SHRI M. V., B.A., M.L.C.  
FARID, SHRI GULAM MHAOMED FAKIR MAHOMED.  
GAIKWAD, SHRI S. S., B.A., B.T., M.Ed.  
GANCHARYA, SHRI G. B.  
GANATRA, SHRI R. K.  
GOAD, SHRI Y. S.  
GULAM NABI HAJI ABDUL REHMAN, SHRI.  
GUPTA, PROF. (SMT.) CHARUSHEELA, M.A.  
HARRIS, SHRI M., M.L.C.  
ISMAIL KHWAJA HUSAIN, SHRI.  
JADHAV, SHRI B. B.  
JHABVALA, SMT. MEHERBANOO S.  
JOGLEKAR, SHRI D. V.  
JOSHI, SHRI J. K.  
JOSHI, DR. M. N., M.B., B.S.  
JOSHI, PROF. RAM, M.A.  
KALGUTKER, DR. B. D., M.B., B.S.  
KAMBLE, SHRI B. R.  
KAMBLE, SHRI N. M., B.Sc., LL.B.  
KANITKAR, SHRI G. B., B.Sc. (Hons.), M.A.  
KARODE, DR. N. R., M.B., B.S.  
KAVTE, SHRI M. N.  
KHANDVANI, SHRI M. A.  
KHANOLKAR, SHRI V. A., B.A. (Hons.).  
KHARAT, SHRI R. G.  
KHARE, SHRI C. H.  
KULKARNI, DR. R. N.  
KUNTE, SHRI P. K., B.A.  
KURANE, SHRI P. K., B.A.  
LAKHANI, DR. J. M.  
MAHADESHWAR, SHRI S. B.  
MAHANT, SHRI D. V., B.A.  
MAHASHABDE, SHRI G. B.  
MAHIMTURA, DR. (SMT.) JAYANTI M., B.A., M.B., B.S.  
L.M. (Dublin).  
MATKAR, DR. W. S., L.C.P.S.  
MEHTA, SHRI H. R., B.E., A.M.I.E.  
MEHTA, SHRI N. D.  
MERCHANT, SHRI IBRAHIM M.  
MIRAJKAR, SHRI S. S.  
MIRASHI, SHRI R. G.  
MODI, SHRI S. A.  
MOHAMED NABI ABDUL HAFIZ KHAN, SHRI.  
MORE, DR. R. B., M.B., B.S. (Bom.).  
MUNAGEKAR, DR. D. S.  
MUNSHI, SHRI M. N.  
NARDE, DR. A. D., M.B., B.S., T.D.D.  
PALEKAR, SHRI S. D.  
PANDEY, SHRI R. S.  
PARALKAR, SHRI P. S., B.Sc., LL.B.  
PARIKH, SHRI M. P.  
PARMAR, SHRI G. T.  
PATEL, SHRI M. YUSUF.  
PATEL, DR. S. G., M.B., B.S.  
PATIL, DR. B. S., M.B., B.S.  
PATIL, SHRI G. L.  
PATIL, SHRI J. M.  
PATKAR, SHRI N. D., B.A. (Hons.).  
PATKAR, SHRI S. R.  
PAWAR, SHRI S. B.  
PENDSE, SHRI G. M.  
PEREIRA, SHRI J. S., B.Sc.  
PHALE, SHRI R. B.  
PHANIBAND, SHRI K. M.  
POPAT, DR. M. B.  
PRATAPSINGH LAKSHMIDAS, SHRI.  
PUJARI, SHRI L. P.  
PUPALA, SHRI P. S.  
RANDIVE, DR. V. S.  
RAU, DR. S. S., M.D.  
RAVAL, SHRI V. G.  
REDDY, SMT. TARA G.  
SARMALKAR, SHRI T. K.  
SAWANT, DR. R. N., M.B., B.S.  
SHAH, DR. A. M., M.B., B.S. (Bom.).  
SHAH, SHRI JIVRAJ B.  
SHAH, DR. NAGINDAS N., L.C.P.S. (Bom.).  
SHAH, DR. N. P., L.M. (Dublin), Z.U. (Vienna).

SHAH, SHRI SEVANTILAL S.  
SHICVAN, SHRI P. D.  
SINGH, SHRI R. K.  
TAVDE, SHRI S. S.  
TEMBE, SHRI V. K., F.C.A., LL.B.  
THAKARE, SHRI S. M.  
THAKKAR, SHRI K. V., M.Sc. (Agr.).  
THAKUR, SHRI L. M.  
TORASKAR, DR. V. K., M.B., B.S.  
UPADHYAYA, SHRI R. U.

UPADHYAYA, SHRI S. M.  
VAIRAGI, SHRI M. T.  
VAJIFDAR, SMT. SHERA N., M.COM.  
VANIA, SHRI D. D., B.A., LL.B.  
VARDE, SHRI S. S., M.A.  
VELINKAR, SHRI V. S., B.A., BARRISTER-AT-LAW.  
VORA, SHRI P. H., M.A., LL.B.  
WADIA, DR. S. R., M.A., B.S., M.F. (H) (Lond.).  
WORLIKAR, SHRI V. B.  
ZUTE, SHRI B. D.

### LIST OF THE MEMBERS OF THE STANDING COMMITTEE WHO HELD OFFICE ON 31st MARCH 1960.

DR. B. P. DIVGI, (Chairman).  
SHRI S. S. GAIKWAD.  
SHRI M. HARRIS.  
SHRI ISMAIL KHWAJA HUSAIN.  
PROF. RAM JOSHI.  
SHRI V. A. KHANOLKAR.  
SHRI C. H. KHARE.  
DR. R. N. KULKARNI.  
SHRI H. R. MEHTA.

DR. R. B. MORE.  
DR. D. S. MUNAGEKAR,  
SHRI M. P. PARIKH.  
SHRI G. M. PENDSE.  
SHRI J. S. PEREIRA.  
SMT. TARA G. REDDY.  
DR. N. P. SHAH.  
SHRI B. S. DHUME, (Ex-Officio), Chairman, Education Committee.

### LIST OF THE MEMBERS OF THE IMPROVEMENTS COMMITTEE WHO HELD OFFICE ON 31st MARCH 1960.

SHRI M. MADHAVAN, (Chairman)  
SHRI B. B. ASHAYYA.  
SHRI V. P. BAPAT.  
SHRI D. D. DESHPANDE.  
SHRI R. K. GANATRA.  
SHRI R. G. KHARAT.  
DR. J. M. LAKHANI.  
SHRI S. B. MAHADESHWAR.

SHRI D. V. MAHANT.  
SHRI I. M. MERCHANT.  
SHRI S. D. PALEKAR.  
SHRI M. Y. H. PATEL.  
DR. BHAL S. PATIL.  
SHRI PRATAP Singh LAKSHMIDAS.  
SHRI J. B. SHAH.  
DR. V. K. TORASKAR.

### LIST OF THE MEMBERS OF THE EDUCATION COMMITTEE WHO HELD OFFICE ON 31st MARCH 1960.

SHRI B. S. DHUME, (Chairman).  
SHRI S. S. DESNAVI.\*  
DR. B. M. DHABUVALA.  
SHRI GULAM NABI HAJI ABDUL REHMAN.  
PROF. (SMT.) CHARUSHEELA B. GUPTA.  
SHRI J. K. JOSHI.  
SHRI G. B. KANITKAR.  
SMT. TARA. P. KHER.\*

SMT. LILYBEN A. PANDYA.\*  
SHRI P. S. PARALKAR.  
SHRI G. T. PARMAR.  
SHRI R. B. PHALE.  
SHRI P. S. REDKAR.\*  
SHRI S. S. VARDE.  
SHRI P. H. VORA.  
SHRI V. B. WORLIKAR.

Shri V. L. Gidwani, M.A., I.C.S., held the post of the Municipal Commissioner throughout the year.

Shri J. K. Daruvala, B.A. (Hons.), F.S.A.A., A.C.A., held the post of the Deputy Municipal Commissioner (General) throughout the year except for the period from 19th August 1959 to 22nd August 1959 when he was on leave.

Shri S. M. Y. Sastry, M.A., B.L., held the post of the Deputy Municipal Commissioner (Improvements) throughout the year except for the period from 3rd October 1959 to 21st November 1959 when he was on leave.

Shri H. T. Sadhwani, B.Sc., LL.B., I.A.S., held the post of the Deputy Municipal Commissioner (Suburbs) upto 13th April 1959. Shri R. C. Raval, I.A.S., took charge of the post of the Deputy Municipal Commissioner (Suburbs) from 20th April 1959 and continued as such till the end of the year.

Shri S. G. Redkar, B.Sc., LL.B., held the post of the Assistant Municipal Commissioner throughout the year.

### HEADS OF DEPARTMENTS.

Shri K. B. Carnac, B.E. (Civil), M.I.C.E., M.I.E. (London), held the post of the City Engineer from 1st April 1959 to 15th September 1959. He retired from Municipal Service on 16th September 1959 due to superannuation and Shri S. V. Desai, B.E. (Civil), A.M.I.E. (India), A.M.I.C.E. (London) was appointed to the post which he held from 16th September 1959 till the end of the year.

Dr. G. N. Kowshik, M.B.B.S., B.Hy., D.P.H., held the post of the Executive Health Officer from 1st April 1959 to 3rd October 1959. He relinquished the office on account of superannuation from 4th October 1959 and Dr. R. B. Fondekar, M.B.B.S., B.Hy. was appointed as Acting Executive Health Officer from the same date and continued as such till the end of the year.

Shri J. D. Daroga, M.Sc. (Eng.), B.E., M.I.E., A.M.Inst., C.E., A.M.I. (Mech.) E., M.I.P.H.E., M.R.S.H., D.I.C. (London), held the post of the Hydraulic Engineer upto 4th August 1959 and Shri R. V. Abreu, B.Sc., B.E. (Civil) M.I.E. (India) held the same post from 5th August 1959 till the end of the year.

Shri I. N. Mehta, B.A., held the post of Assessor & Collector upto 21st November 1959 except for the periods from 1st April 1959 to 31st May 1959 and 1st October 1959 to 21st November 1959 when he was on leave. He retired from Municipal service from 22nd November 1959 owing to superannuation. Shri N. S. Shirodkar, B.A. (Hons.), acted during the above leave periods. He was appointed as Assessor and Collector from 22nd November 1959 and held the post till the end of the year.

Smt. Kapila T. Khandvala, B.A., B.T. (Bom.), M.A. (U.S.A.), held the post of the Education Officer throughout the year except for the period from 11th May 1959 to 25th June 1959 when she was on leave and Shri M. P. Shah, B.Sc., B.T., LL.B., T.D. (London), Superintendent, Gujarati and Aided Schools acted as Education Officer during the period.

Shri V. L. Changurde, B.Sc., LL.B., B.E., held the post of the Estate Agent and Land Manager upto 15th April 1959 when he was transferred as Executive Engineer (Planning). Shri D. D. Dawalbhakta, B.E., A.M.I.E., held the same post from 16th April 1959 to 6th December 1959 when he was transferred as Executive Engineer (Construction). Shri S. M. Postwala, B.E., A.M.I.E., held the post from 7th December 1959 till the end of the year.

Dr. M. S. Kavarana, M.B.B.S., F.C.P.S., D.M.R.E. (Cantab), T.D.D. (Wales) held the post of the Superintendent, G. T. B. Hospitals upto 26th June 1959 when he retired from Municipal service due to superannuation and Dr. S. A. Shah, M.B.B.S., T.D.D. (Madras), Assistant Medical Officer looked after the duties of Superintendent from 27th June 1959 till the end of the year.

Shri F. D. D'Souza, B.E., held the post of the Controller of Stores throughout the year except from 1st May 1959 to 30th June 1959 when he was on leave. During his absence Shri K. A. Mehta, Deputy Controller of Stores looked after his work.

Dr. V. S. Shevade, M.B.B.S., Assistant Medical Officer looked after the work of the Superintendent, Lokmanya Tilak Municipal General Hospital, Sion throughout the year.

Shri A. M. Desai, M.A., LL.B., Junior Municipal Solicitor who had been looking after the duties of the Solicitor to Corporation from 8th April 1958 was appointed to that post from 1st May 1959 and he continued to hold the post till the end of the year.

Smt. F. A. Irani, B.A. (Hons.), LL.B., D.S.S.A., held the post of the Labour Officer throughout the year except for the periods from 13th April 1959 to 20th April 1959 and from 11th November 1959 to 9th March 1960 during which periods she was on leave. Shri S. S. Dave, B.A., G.T.D., D.S.S.A., S. I. Welfare Officer looked after her duties during the above leave periods.

Smt. Madhuri R. Shah, B.A. (Hons.), M.Ed., Ph.D. (Bom.), Ph.D. (London,) held the post of the Reserach Officer throughout the year except for the period from 26th March 1960 to 31st March 1960 when she proceeded on Study Leave to U.S.A., and Smt. V. M. Nadkarni B.A., B.T., D.L. (Bom.), M.Sc. (Education) acted as Reserach Officer.

Shri S. R. Guru continued as Ward Officer during the year except for the period from 1st May 1959 to 7th June 1959 when he was on leave. Shri B. R. Malondkar, M.A., Assistant Public Relations Officer, looked after the work during the leave period.

Shri S. G. Tolat, B.A. (Hons.), held the post of the Manager, Municipal Printing Press upto 3rd April 1959 when he proceeded on leave for 4 months preparatory to retirement. Shri S. V. Apte was appointed acting Manager from 4th April 1959 and he held the post till the end of the year.

Dr. S. C. Upadhyaya held the post of the Curator, Victoria and Albert Museum during the year except from 1st April 1959 to 14th April 1959, 19th July 1959 to 28th July 1959 and 14th October 1959 to 18th October 1959 when he was on leave. Shri V. G. Phatak, B.A., L.S.G.D., looked after the duties of the post during the periods of leave mentioned above.



Shri S. W. Apte, M.A., Dip.Lib., held the post of the Chief Librarian during the year except from 5th January 1960 to 31st March 1960 when he was on leave. During his absence, Shri A. R. E. Sonde, Senior Clerk looked after his duties.

Shri N. M. Haeems, B.A., held the post of the Chief Inspector, Shops and Establishments during the year except from 22nd June 1959 to 31st July 1959 when he was on leave. Deputy Chief Inspector, Shops and Establishments, Shri A. A. Munshi was looking after the work of Shops Section and Shri R. H. Pastakia was looking after the work of Theatre Tax Section during the abovementioned leave period.

The following officers continued in their respective appointments throughout the year :—

Dr. S. V. Joglekar, M.S., F.C.P.S., as Dean, K. E. M. Hospital and G. S. Medical College.

Shri G. V. Damle, G.D.A., A.C.A., as Chief Accountant.

Shri S. G. Vengsarkar, B.A., M.I., Fire E. as Chief Officer Fire Brigade.

Dr. L. Monteiro, M.D., as Dean, Bai Yamunabai L. Nair Charitable Hospital and Topiwala National Medical College.

Dr. H. D. Merchant, D.M.D., F.I.C.D., as Acting Dean, Nair Hospital Dental College.

Shri V. G. Sabnis, B.E., as Election and Town Duty Officer.

Shri N. V. Naik, G.D.A., as Test Audit Officer, redesignated as Administrative Officer (Enquiries) from 1st March 1960.

Shri N. A. Mistry, M.A., as Public Relations Officer.

Shri C. K. Patel, M.A., LL.B., as Superintendent of Licences.

Dr. V. Periyar, G.B.V.C., as Superintendent of Markets.

Shri G. S. Hegde, B.Ag., as Superintendent of Gardens.

Shri P. C. Pandya, M.A., LL.B., B.T., L.S.G.D., M.B.A. (U.S.A.) as Organization and Methods Officer.

Shri U. G. Rao, B.A., as Editor, Bombay Civic Journal.

Shri K. F. Golwalla, as Manager, Mahatma Gandhi Memorial Olympic Swimming Pool.

Shri R. V. Damania, B.Com., G.D.A., F.S.A.A., as Municipal Chief Auditor.

Shri N. V. Modak, C.I.E., B.E., M.I.E. (India), M.I.C.E. (London), F.R.S.H., as Consulting Engineer of the Corporation.

## FINANCIAL

(000 Omitted)

According to the Budget Estimates the normal income, expenditure and deficit for the year were estimated at Rs. 11,92,81, Rs. 12,08,18 and Rs. 15,37 respectively. However, the actual income realised was Rs. 12,69,48 (including transfer of Rs. 40,11 from B. E. S. and T. Fund) and the expenditure incurred was Rs. 11,75,56, resulting in a surplus of Rs. 93,92 at the end of the year.

The actual income during the year viz. Rs. 12,29,37 (exclusive of Rs. 40,11 transferred from B. E. S and T. Fund) shows an increase of Rs. 1,60,32 over that of the previous year viz. Rs. 10,69,05 (exclusive of transfers from B. E. S. and T. Fund). The main increases were under (1) Property taxes (2) Town duty, (3) Grant-in-aid of fees for music, etc. licence (4) Interest and profit on investments of surplus loan and other balances, (5) Water works, (6) Public Health, (7) Medical Relief (8) Roads, S. W. Drains, Buildings, and (9) Licensing.

The actual expenditure for the year viz. Rs. 11,75,56 shows an increase of Rs. 52,28 over that of the previous year viz. 11,23,28.

The main increases were under General Supervision, Water Works, Medical Relief, Street cleansing, Buildings and contributions to Budget B.

The incidence of taxation per head for the year was Rs. 44.97 nP. as against Rs. 38.88 nP. for the preceding year.

The net unencumbered surplus cash balance on 31st March 1960 (including the minimum required by law) was Rs. 71,40 against Rs. 1,32,03 on 31st March 1959.

The balance of Stock, including surplus as on 31st March 1960 was valued at Rs. 3,31,80 against Rs. 2,70,02 at the close of 1958-59 showing an increase of Rs. 61,78.

The total amount of grant (including Renewed and Additional grants) was Rs. 15,11,18 while the expenditure amounted to Rs. 11,75,56 leaving an unexpended balance of Rs. 3,35,62. Out of this, grants aggregating Rs. 1,94,75 are being renewed for expenditure in 1960-61 while Rs. 1,40,87 are treated as savings.

Additional grants sanctioned during the year aggregated to Rs. 1,54,06 as against Rs. 1,25,10 in 1958-59.

The expenditure on Capital Works during the year amounted to Rs. 2,28,09, against Rs. 7,57,76 provided for in the Revised Estimates under this head.

During the year loan amounting to Rs. 3,30,00 was raised from the public at 4 per cent. with 12 years currency and Rs. 5,57 were taken from Special Funds to finance the expenditure on Plant and Machinery.

Reduction of Debt during the year amounted to Rs. 60,84. The loan liabilities of the Corporation at the close of the year stood at Rs. 42,58,89. The total Sinking Fund required upto 31st March 1960 was Rs. 9,28,98 but the actual value was Rs. 9,39,39 as under :—

	Rs.
Public Securities of the Market value of	... 9,34,81
Interest accrued on the above securities upto 31st March 1960	... 4,58
	<u>9,39,39</u>

A comparison of the net revenue and net expenditure for 1958-59 and 1959-60 is made below in accordance with the Standing Committee Resolution No. 12212 dated the 3rd February 1892 :—

Particulars.	1958-59	1959-60
	Rs.	Rs.
Net Revenue after deducting refunds, drawbacks and charges in respect of Assessment and Collection and granting of refunds :—		
General Tax ...	3,89,72,416	4,46,08,005
Town Duties ...	87,04,035	1,01,38,647
Music, etc. Licenses ...	13,013	27,616
Returns from Property and Miscellaneous ...	53,29,773	62,55,509
Water Works ...	Dr. 10,33,229	30,41,311
Street Cleansing and Conservancy, Road Watering and Halalkhore Service ...	Dr. 1,23,16,483	Dr. 1,22,43,890
Wheel Tax and Tolls ...	46,76,066	51,21,555
Fire Tax ...	1,81,990	2,18,611
Markets and Slaughter Houses ...	19,28,370	21,21,165
Licensing and Removal of Encroachments, etc. and Theatre Tax ...	22,68,481	27,38,812
Contribution from Capital Funds to Revenue on account of Loan Works Staff ...	4,17,367	5,51,277
Extraordinary Receipts :—		
Interest on Net Premia Fund and Excess on Sinking Fund	1,89,986	1,87,439
Rebate from Government on account of Collection of U. I. P. Tax in the City. ...	1,26,844	2,17,306
Transfers From the B. E. S. and T. Fund under Section 460KK(2)(e) and LL(i) (d) of the Bombay Municipal Corporation Act. ...	40,30,856	40,10,782
<b>Total ...</b>	<b>5,35,89,485</b>	<b>6,69,94,145</b>
Net Expenditure after deducting Receipts :—		
General Superintendence ...	21,73,004	23,80,827
Education (Primary) ...	1,24,66,295	1,19,79,319
Museums and Libraries ...	2,89,875	2,84,662
Public Health ...	54,70,654	51,44,535
Medical Relief and Education ...	1,58,96,586	1,82,29,433
Roads, S. W. Drains (including Public lighting) ...	91,32,481	87,23,862
Mechanical ...	4,46,899	4,16,634
Buildings, Land Acquisition and Management ...	6,87,529	15,27,393
Gardens and Open Spaces ...	10,94,835	12,77,958
Miscellaneous ...	5,48,137	6,01,299
Contribution towards Improvement Schemes ...	46,04,236	47,44,009
Contribution to Budget 'D' ...	17,37,063	17,40,807
Contribution to Budget 'F' ...	4,34,266	4,35,202
Contribution to Fines Fund ...	...	1,16,254
	5,49,81,860	5,76,02,194
Surplus or Deficit	— 13,92,375	+ 93,91,951
<b>Total ...</b>	<b>5,35,89,485</b>	<b>6,69,94,145</b>

## IMPROVEMENTS SCHEMES

### General Account

(000 Omitted)

According to the Budget Estimates 'B', the income, expenditure and deficit for the year were estimated at Rs. 1,31,97, Rs. 1,31,97 and Nil respectively. On closing of the accounts, the position of the Income was Rs. 1,27,51 Expenditure Rs. 1,24,98 resulting in a surplus of Rs. 2,53.

**Estimates and Actuals of Income and Expenditure.**

The actual income for the year viz. Rs. 1,27,51 shows a net increase of Rs. 3,44 over that of the preceding year viz Rs. 1,24,06. This is made up of increase in rent and other proceeds of properties Rs. 2,56, Grant in aid for meeting deficit in General Account, Rs. 8 Contribution from Municipal Corporation Rs. 1,40 and under Miscellaneous Receipts Rs. 31, counterbalanced by decrease of Rs. 92 under Interest and Profit on Investments.

**Variation in Income.**

The actual expenditure for the year viz. Rs. 1,24,98 shows an increase of Rs. 83 on that of the previous year viz Rs. 1,24,15. This is due to increase of Rs. 93 under Maintenance of properties and Streets counterbalanced by decrease of Rs. 10 under Debt charges.

**Details of expenditure.**

### Capital Account.

The expenditure on Capital Works during the year amounted to Rs. 58,95. The liabilities of the Improvement Schemes at the close of the year stood at Rs. 14,60,28. The total Sinking Fund required upto 31st March 1960 was Rs. 5,70,35 but actual value was Rs. 6,51,94 as under :—

	Rs.
Public securities of the market value of	6,49,86
Interest accrued on the above securities upto 31st March 1960	2,08
<b>Total</b>	<b>6,51,94</b>

### Capital Account Slum Clearance (City).

The opening balance on 1st April 1959 was Rs. 9,54. A loan of Rs. 25 lakhs was raised for meeting the expenditure on Slum Clearance Schemes in the City. In addition a sum of Rs. 14,33 was received from Government. The total receipts available for expenditure amounted to Rs. 48,88 against which the expenditure incurred during the year including discount and other charges on loan, and the amount required for meeting the deficit in the General Account viz Rs. 3,02 amounted to Rs. 26,02 leaving a balance of Rs. 22,86 in the Capital Account—Improvement Schemes Slum Clearance for the City.

### Capital Account Slum Clearance (Suburbs).

The Opening Balance on 1st April 1959 was Rs. 22,35. No contribution was made from Budget 'D' as in the last year. An amount of Rs. 48 was received as accrued interest and after deducting the expenditure of Rs. 5,00, the net balance at the end of the year stood at Rs. 17,83.

### Education Fund

The income for the year was Rs. 2,20,31 made up of Rs. 1,45,19 being contribution from Budgets 'A', 'D' and 'F' and Rs. 33,13 being Grant-in-aid from Government for Primary Education for the City and Suburbs and Rs. 41,99 on account of Education Cess and Miscellaneous receipts. The expenditure was Rs. 2,25,42.

## ASSESSMENT AND COLLECTION.

The rates of Taxation continued to be the same as in the preceding year save in the case of General Tax (including Fire Tax) which was increased by 2 per cent. and water tax which was increased by 0.75 per cent. The rates of taxation thus stood as follows:—

General Tax (including Fire tax) at 19.75 per cent. water Tax at 4.50 per cent., Halalkhor tax at 3.50 per cent. and Education Cess at a graduated scale as under:—

Rateable Value.	Rate.	} Education cess is leviable on the aggregate rateable value of all buildings and lands owned by one person in the same locality.
Re. 1 to Rs. 74 ...	Nil.	
Rs. 75 to Rs. 299 ...	1 per cent.	
Rs. 300 and above ...	1.50 per cent.	

The total number of properties during the year was 56,363. Out of these properties, 53,048 were assessed to General tax, 2,189 were exempted and 1,126 were municipal properties exempted from General tax. The number of single room tenements, double room tenements and flats was 2,70,508, 84,729 and 68,538 respectively, against 2,72,880, 83,060 and 65,823 in the preceding year.

The rateable value of all properties on the 31st March, 1960, was Rs. 28,92,71,848 against Rs. 27,77,90,591 and Rs. 26,64,32,986 in the previous two years. This gives a rate of Rs. 124.37 per head of population against Rs. 119.43 in the preceding year.

The total number of vehicles and animals taxed during the year (including those taxed under the Public Conveyance Act of 1920) was 53,683. The total number of bills issued during the year for the property taxes and wheel tax was 1,31,617 and 1,49,542 respectively. The amounts collected against the total demands of Rs. 1,252.86 lacs and Rs. 80.62 lacs for property taxes and wheel tax respectively were Rs. 897.34 lacs and Rs. 49.46 lacs. This recovery works out to 71.62 and 61.34 per cent. of the respective demands. The percentage of total recovery to the total net demand of both property and wheel taxes works out to 72.43. The total outstandings at the end of the year were Rs. 368.68 lacs. the details of which are shown in the body of the report under the head "Particulars of Outstandings".

The total amount of exemption from General tax allowed in respect of different properties during the year was Rs. 41.12 lacs against Rs. 35.44 lacs during the preceding year. The increase was due to assessment of new properties.

No claim for drawback was received during the year against 4 claims received during the preceding year. As for refund 2,966 claims were received during the year against 3,566 received in the previous year. Of these, only 2,248 amounting in the aggregate to Rs. 3,76,570.21 were admitted.

Total No. of complaints registered during the year was 10,658 against the revised assessment, out of which 5,664 were disposed of. There were 63 appeals against rateable value.

## TOWN DUTIES AND ELECTIONS

The gross realisations from Town Duties amounted to Rs. 125.58 lakhs as against Rs. 112.52 lakhs in the previous year. The net revenue during the year amounted to Rs. 112.07 lakhs as against Rs. 97.11 lakhs in the preceding year. The refunds being Rs. 13.51 lakhs as against Rs. 15.41 lakhs in the preceding year. The fees for stamping sugar bags, Tea cases etc., amounted to Rs. 74,690 as against Rs. 67,539 in the preceding year.

Supplementary Election Roll for the year 1959 was published on 20th December 1959 which contained 2,594 names of voters. Thus the total number of voters in the Municipal Election Roll was 16,12,662.

Three Election Petitions in respect of the last Municipal General Elections challenging the validity of the Elections, pending in the Small Causes Court were dismissed with costs.

The preliminary work and the work of preparation of the Municipal Election Roll in respect of the General Elections 1961 were started. The Central Election Office of the temporary Election Department was housed in a Municipal School Building at Sion.

### I.—Vaitarna cum-Tansa Scheme.

A brief description of the Vaitarna-cum-Tansa Scheme is given in part I of the Administration Report. All the Head Works at Vaitarna such as Vaitarna dam, tunnels, power house, etc., having been completed were handed over to the Hydraulic Engineer on 1st April 1959.

#### (a) Works at Vaitarna

Departmental works such as providing (i) G. I. pipe railing on the top of piers, (ii) storing arrangements for stop-logs on the top piers of Vaitarna dam, (iii) steps to the terrace on left bank of the river, (iv) chequered plates for Goliath Crane rail track, (v) repairs to quarters taken over from Messrs. Hindustan Construction Co., Ltd., and (vi) wiring works for lights and illumination of the dam were completed at a total cost of Rs. 1,11,500 during the year.

About 22,160 million gallons of water were transferred from the Vaitarna lake to the Tansa lake during the year under report.

#### (b) Embankment and Pipeline.

(i) *Fabrication and laying pipeline.*—The work of laying 96" dia. and 120" dia. pipelines under the III Stage contract entrusted to Messrs. Structural Engineering Works Ltd., during the year under report was almost completed. The pipeline will be put into commission by December 1960.

(ii) *Break-Pressure Tower.*—The work on Break-Pressure Tower through contract at a cost of Rs. 1,05,400 was in progress. When put into commission on completion it would eliminate the rise of pressure in the 96" dia. pipeline bringing water from the Vaitarna lake.

(iii) *Civil engineering works for 120" dia. pipeline (6½ miles).*—The work which was in progress during the previous year was completed at a total cost of Rs. 11,44,148.

(iv) *Pick-up weir at Bel Nala.*—The work of construction of a pick-up weir in the tail water channel at Bel Nala which was in progress during the previous year was completed at a cost of Rs. 1,82,120 during the year under review.

The works of providing asphalt seal-coat of 80/100 penetration to Khardi-Vaitarna Road and Tansa-Atgaon Roads were completed at a total cost of Rs. 1,31,290.

#### (c) Land Acquisition.

Out of the total area of 3995 acres involving 673 holdings of private, Inam and Government lands in charge of Revenue and Forest Departments acquired for major works of the Scheme, awards of compensation amounting to Rs. 7,30,169.45 nP. in respect of 524 holdings of private and Inam lands were declared by Government Acquiring Officers during the year.

Further proceedings were in progress.

### II—Master Plan for Distribution of water Supply including the works of Improving the distribution system in the City and Suburbs.

During the year under report, the following works were completed.

#### (a) Laying 57" > 48" dia. inlet main to Bhandarwada Hill Reservoir.

A portion of 57" > 48" dia. inlet main leading to Bhandarwada Hill Reservoir from Futka Tank to Victoria Road was charged. The remaining portion of the main from Victoria Road to Bhandarwada Hill Reservoir was put into commission during the year.

#### (b) Providing Cathodic Protection to the portion of 57" > 48" dia. inlet main to Bhandarwada Hill Reservoir.

A fresh survey was carried out for marking the positions of the underground cables, overhead transmission lines, etc., to suit the revised lay-out of the area. Import licence for the transformer rectifier and electrical equipment required for the work was secured during the year.

**(c) Worli Hill Reservoir**

The work of constructing a service reservoir at Worli Hill was in progress and 2 per cent. of the work was completed.

**(d) Rowli Hill Reservoir**

The work of excavating the hill-top for the proposed reservoir was in progress by contract. About 75 per cent. of the work was done at the close of the year.

**(e) Gollanji Hill Reservoir**

The land required for the reservoir having been acquired, the detailed plans and estimates for various works, viz., hill cutting, construction of service reservoir, chlorination house, etc., were submitted for obtaining administrative approval.

**(f) Pali Hill Reservoir**

The possession of part of the plot was taken over from the Government and the sanction of the Standing Committee for the work of taking borings was awaited.

**(g) Powai Hill Reservoir**

The work of taking trial borings for investigating foundation strata was completed during the year. The work of surfacing the approach road was expected to be started during the month of October 1960.

**(h) Trombay Hill Reservoir**

This reservoir was given high priority in view of the proposed fertilizer factory in the Trombay Area, and the plans and estimates for the work were under preparation.

**(i) Ghatkopar, Veravali and Bhandup Hill Reservoirs**

The field survey for the reservoirs were conducted and detailed plans and estimates were prepared.

**(j) Purchase of steel plates and bars**

The steel and other materials required for the project continued to be in short supply during the year under report. A quantity of 4000 tons of plates from imports was procured through the Iron and Steel Controller, Calcutta.

**(k) Fabrication of mild steel pipes and specials**

The work of fabrication of pipes, specials, etc., required for Master Plan Works to the extent of 1,550 tons was in progress by contract during the year under review.

**(l) Modification of the Master Plan**

Major part of the work as regards revision of block estimates and preparation of detailed estimate to cover the modifications in the Master Plan as a result of the merger of Extended Suburbs, etc., was done during the year under review.

**(m) Filtration of water supply to Greater Bombay Area**

(i) Experiments on small scale were carried out in the laboratory and at the Model filtration plant at Powai to study the effects of the high velocity system of back-washing the filter bed during the year.

Detailed plans and estimates for the proposed Pilot Filtration Plant were prepared during the year.

(ii) A Micro-strainer unit for experimental work on filtration of water supply was purchased from Messrs. Glenfield and Kennedy Ltd., at a cost of Rs. 70,638. It was proposed to be put into commission during the next year.

(iii) Various sites were investigated to meet the requirements of a common filtration plant due to the increased demand from the outlying areas on the northern portions of the City. It was also proposed to investigate the possibility of replacing the proposed filter plants at Veravali and Powai by plants of corresponding sizes at Bhandup.



### (n) Renovation of Duct between Tansa and Ghatkopar

Tenders for the work of renovating the masonry duct by providing a 72" R.C.C. conduit were received and were under scrutiny during the year. The total cost of the project is estimated at Rs. 1.66 crores.

- (o) Laying a 12" dia. prestressed concrete pipeline connecting  
 (i) 96" dia. Vaitarna, 72" dia. East and West Tansa mains  
 to (ii) 48" and 50" dia. mains in Khaling Syphons

A length of 2800 R. ft. of pre-stressed pipes was laid departmentally during the year.

### (p) Land Acquisition

The possession of the sites for reservoirs at (i) Golanji Hill, (ii) Pali Hill and (iii) Veravali Hill was taken over from Government Land Acquisition Officers. The acquisition proceedings for the reservoir sites at (i) Ghatkopar Hill, (ii) Trombay Hill, (iii) Rowli Hill and (iv) Bhandup Hill were in progress.

### III—Studies in connection with future augmentation schemes

*Rainfall and river gauging.*—The work at Kalu and Dahisar rivers was continued on the lines of the previous year.

### IV—Miscellaneous works

*Enlarging the 72" dia. Tansa West Main to 96" dia. and replacing the 72" dia. Tansa East Main between Kasheli Anchor Block and Balcum.*

(i) The work of providing pile foundation and R.C.C. Superstructures was started by contract at a cost of Rs. 7,78,465 and about 80 per cent. of the work was completed.

(ii) The work of cutting and removing old pipes and laying new ones in their places was started and about 47 per cent. of the work was completed during the year.

(iii) The works of excavation in trenches, construction of 'Y' blocks, etc., were in progress departmentally during the year.

(iv) The work of replacing the two 72" dia. East and West Tansa Mains by 96" dia. main between Kasheli Anchor Block and Gundavli sanctioned by the Corporation was to be taken in hand during the next year.

## CITY ENGINEER'S DEPARTMENT.

### I.—PLANNING BRANCH.

(1) The Architectural Planning Branch prepared in all 831 plans, 27 Block estimates and 62 detailed estimates costing about Rs. 113,54,620 and Rs. 1,87,80,948, respectively.

(2) *Schools.*—Plans and estimates of three School Buildings at (a) Neighbourhood Unit, Worli, (b) Bane Compound at Tardeo, and (c) on a part of playground at Agripada. Plans and estimates for additional accommodation in the existing school buildings at (a) Victoria Bunder Road, Colaba and (b) Urdu School at Mahim, were also prepared.

(3) *Medical Relief.*—Plans and estimates amounting to Rs. 74,74,713 were prepared for the construction of new buildings or extensions to the existing ones at (1) L. T. G. Hospital, Sion, (2) K. E. M. Hospital, Parel, (3) Arthur Road Hospital and (4) Eye Hospital at the junction of Bapty Road and T. P. Street.

(4) *Fire Brigade.*—The block estimates amounting to Rs. 4,65,026 for Fire Brigade Stations at various places were prepared.

(5) *Markets.*—Detailed plans and estimates for the proposed full-fledged market at Neighbourhood Unit, Worli, Colony Worli were prepared.

(6) *Layouts.*—Plans and estimates for the construction of shops and buildings on Plot Nos. 5 and 9 and 4 and 4A at Foras Road Estate were prepared.

(7) *Cultural Activities*.—Plan and estimates for the following were prepared (a) Gymnasium and Welfare Hall at Rajwadkar Street, Colaba, (b) Band Stand at Kings Circle and (c) Welfare Centre for Mahila Mandal at Belasis Road Chawls.

(8) The Planning Branch for Civil and general works prepared in all 412 plans, 137 new estimates costing about 145.67 lakhs. 93 estimates for works, prepared in the previous year, were revised.

(9) *Roads*.—Among the road projects undertaken may be mentioned these at (a) Flank Road (East) Scheme No. 6 from Mahim Railway Bridge to exclusion road No. 32A, (b) Concreting DeLisle Road between Khatav Mills and Arthur Road Bridge, (c) Extension of Maulana Abdul Gafar Khan Road, Worli.

(10) *Storm Water Drains*.—Several schemes were prepared for providing storm water drains. Important works among these are to be constructed in (a) Marine Drive, (b) Mahatma Gandhi Road between Hospital Lane and Queen's Statue, (c) Timber Pond.

(11) *Sewers*.—9" pipe sewer at Jerbai Wadia Road.

#### SLUM CLEARANCE.

(12) The pilot scheme in respect of Slum Clearance was in progress during the year under report and further progress was made in respect of the areas K-1 and G-1 in Kamathipura. The total number of buildings demolished and evacuated in these two schemes amounted to 31. 11 buildings were evacuated during the year under report by shifting the tenants to the alternative accommodation either in Municipal transit camps or in the new tenements constructed under the Slum Clearance Scheme.

(13) The Special Land Acquisition Officer declared amounts of compensation in respect of properties acquired within the clearance areas K-1 and G-1. As per these awards the total area of land acquired was 5,189.97 square yards, the total amount of compensation paid to the land owners amounted to Rs. 2,62,455 and the total cost of acquisition including Government charges worked to Rs. 2,64,094.20 np.

(14) As stated in the previous year's report, the Corporation has declared two areas, viz., B-1 and M-1 in Kamathipura area and at Match Factory Lane at Kurla. Further procedure as per Slum Clearance provisions in the Bombay Municipal Corporation Act were completed in respect of these areas during the year under report.

(15) The clearance order in respect of Slum area known as Dhobi Chawl at Colaba was also made during the year and the same was confirmed by the State Government on 23-1-1960.

(16) Another area at Arthur Road was declared as a 'Clearance Area' by the Corporation on 14-9-1959 and further procedure of inviting objections, etc., was in progress.

(17) A third programme of 'Sweepers Housing Schemes' of an outlay of Rs. 43.92 lakhs for the construction of 732 tenements in the City, Suburbs and Extended Suburbs has been submitted for the sanction of the Government.

(18) A further slum clearance programme of an outlay of Rs. 132.42 lakhs envisaging construction of 3,207 tenements at 7 further sites in the City and one site in the Suburbs was approved by the Corporation on 22-3-1960 and the same was forwarded to Government for sanction.

(19) The work of construction of 340 tenements under the Clearance Schemes were completed during the year and thus the total tenements completed under these schemes amounted to 452. The work of construction of 852 tenements in the City and Extended Suburbs was in progress during the year under report.

(20) The total loan received from Government amounted to Rs. 21,43,000 upto the end of the year under report. Similarly a subsidy of Rs. 8,53,200 was also received from Government upto 31-3-1960.

(21) The work of improving the existing sewage system in Kamathipura was also in progress during the year.

## THE MUNICIPAL MATERIAL TESTING LABORATORY.

(22) This Laboratory was started from 1-10-1958 and during the year under report one extra labourer was appointed. The total staff working in the laboratory at the end of the year was one Sub-Engineer, one Laboratory Assistant and 3 labourers.

Instruments worth Rs. 1,650 and reference books costing Rs. 150 were purchased during the year. Import Licence for Rs. 40,000 for the purchase of foreign instruments is not still received from the Central Government. The soil testing Section in the Laboratory will be started on receipt of necessary instruments.

### SPECIAL TECHNICAL UNIT.

(23) With a view to ensure proper execution of Municipal works done by contract or departmentally, one post of Executive Engineer (Vigilance) was sanctioned by the Corporation and the same was filled in from 7-12-1959. Accordingly the person appointed in that post paid 286 surprise visits to the Municipal works which were in progress and detected 70 technical irregularities which were got rectified immediately.

### II.—CONSTRUCTION.

(24) During the year under report a beginning was made in respect of 9 major Schemes which were deferred for want of funds. The Ad-hoc quotas of cement and steel allotted by Government was found to be meagre with the result that the progress of works slowed down considerably.

(25) *Building Construction.*—The construction works in respect of 8 Municipal Buildings which were started in the previous year, were completed during the year under report. The construction of 6 Municipal structures was started during the year under report. In respect of 8 Major works tenders were invited and contracts awarded during the year under report. Five donations to meet the part expenditure of the construction of Municipal works, were received and accepted by the Corporation.

(26) *Sewers, Pumping Stations and Purification Works.*—During the year under report, the construction work of the gas holder has been started and is expected to be completed by August 1961. The tenders for the construction of H<sub>2</sub>S removal plant was to be invited. In order to remodel Colaba Sewerage system two works which were in progress in the previous year have been completed during the year under report and three new works were started during the year.

(27) During the year under report, 2 works which formed part of improving the sewerage system in the City were completed and two works in the same connection which were started in the previous year were in progress during the current year.

(28) Out of the works of providing S. W. Drains in the wards, three works which were started last year were completed during the year under report. The work of covering 3 open channel drains in the City by Dhapa drains were completed during the year under review.

A revised scheme of covering the open channel along Haines Road from Junction of Mahalaxmi Overbridge to Haines Road culvert, was approved by the Corporation during the year under report and the works comprised therein will be gradually taken in hand.

(29) *Roads, Footpaths and Bye-lanes.*—Construction of three roads which were in progress in the previous year, was completed during the year under report. The work of construction of 60 ft. road between Tulsi Wadi and Arthur Road was started and completed during the year under report. The work of converting the passage known as 'BHIKI LANE' was taken in hand and completed during the year under report.

(30) *Traffic Amenities.*—The work of construction of 4 Traffic Islands was completed and the work of constructing 5 was in progress during the year under report.

(31) *Miscellaneous.*—Security measures:—To prevent any unauthorised entry into the 7 Municipal premises, the Corporation have approved the provision of compound walls with gates around these premises. Tenders for three works were under consideration while one work was awarded to petty works contractor. Tenders for the remaining three works were under preparation.

(32) The retaining wall at Mahim Foreshore developed further cracks and the work of strengthening the wall by guniting process was taken in hand immediately and was to be completed before the advent of monsoon.

(33) *Private Major Works.*—The work of laying 9" diameter pipe sewer and drain in the proposed 60' road in lieu of Wodehouse Bridge was started. This work is to be carried out on behalf of Public Works Department.

(34) *Municipal Housing.*—The position as regards the supply of steel continued to be very acute with the ultimate result of adversely hampering the normal sheduled progress of various Municipal Housing Schemes. The negotiations carried with Government for the release of Ad hoc quota of steel were not successful. The position of cement was also deteriorating from the beginning of 1960 and hence some schemes which were already sanctioned had to be postponed. Major housing schemes in the City and Suburbs at present were limited only to Slum Clearance projects to be completed during the Second Five Year Plan period.

(35) During the year under report, the work of construction of 889 tenements for different categories of tenants was completed and the tenements were ready for occupation. The construction of 2,084 tenements was in progress and tenders were invited for the construction of 330 tenements and 15 shops during the year under report.

### III.—MAINTENANCE OF BUILDINGS AND ROADS.

(36) *Repairs and Maintenance of Municipal Properties.*—The total number of Municipal buildings and other properties maintained during the year was 3,437. The upkeep and maintenance of buildings was carried out partly by contract and partly by departmental agency. Repairs under New Works and Special Repairs were carried out to various Municipal properties including Municipal School Buildings according to the provisions available in the Budget. Out of the total expenditure, works to the extent of Rs. 11,83,312.97 were carried out departmentally and of Rs. 2,47,552.43 through Petty Works Contractors. The work of oil-painting, colour washing and white washing the Municipal properties was carried out from the provision of Rs. 75,000.

(37) *Roads and Footpaths.*—The total length of the roads in the City at the close of the year was 278.368 miles. Road surfaces of different types measuring 5,51,864 sq. yds. were improved either departmentally or by contract. An area of 23,363 sq. yds. of footpaths on 26 roads was asphalted. 1,010 works on behalf of private parties and 656 works for Municipal departments were carried out in respect of roads and footpaths.

(38) 45 permits were issued for excavation in roads and footpaths. The trenches were repaired at a total cost of Rs. 4,12,461.29 nP. which was borne by the parties concerned. The road opening fees received amounted to Rs. 1,012. 952 permits were issued for stacking building materials, erecting scaffoldings and the total receipts in this behalf amounted to Rs. 57,923.12 nP. Ground rent recovered for occupation of roads amounted to Rs. 74,163.17 nP. In addition an amount of Rs. 15,763.60 nP. was realised from 1,087 permits issued for erecting mandaps, placing chairs, benches, etc.

(39) *Street Lighting.*—The total number of lamps in the City was 12,784 which exceeded the corresponding figure of the last year by 194. Details regarding the type of lighting, their candle power, energy consumed and expenditure incurred on account of their maintenance are given below :—

Kind of Lighting.	Candle Power.	Total consumption during the year.	Expenditure for lighting.
			Rs.
Gas	... - 17,11,400	19,43,10,163	- 10,66,472
Electric	... - 17,07,071	- 35,67,994	- 9,81,044

As per previous agreement an amount of Rs. 29,970 was paid to the Bombay Port Trust on account of lighting of wharves and roads in their charge by adjustment against the General Tax due from them.

(40) *Traffic.*—At the fag end of the year under report, independent traffic Engineering Department has been established to look into the traffic problems of the City and Suburbs. Four works on traffic and channelising islands as approved by the Traffic Advisory Committee were completed.

Pedestrian crossing central lines were demarcated on some of the main thoroughfares, in consultation with the Police Department. At five important places, the work of installing the traffic signals had started.

The work of constructing vehicular under-pass under Queens Road and Princess Street has been discussed and plans and estimates for the location of an overbridge are under preparation.

Plans and estimates for Charni Road Railway Bridge Extension across Queens Road to connect Kelewadi area are approved by competent Municipal authorities and tenders for the work were invited.

The traffic signals at 5 places were already installed.

(41) *Crushers*.—The crushers at Sewri and Worli worked satisfactorily during the year. The total output of the crushers was 10,602 brass.

(42) *Private Street*.—(i) Out of 7 actions reported to be in progress in previous year, two were dropped and one failed and one new action was started during the year under report.

(ii) Appeals filed by the parties in two cases, before the Chief Judge of the Small Causes Court are still undecided.

(iii) One new Road bearing C.S. No. 394 (part) was taken over for maintenance from Government.

(iv) During the year 35 new references under Section 503 of the Bombay Municipal Corporation Act were filed in the Small Causes Court bringing the total number of reference to 54 at the close of the year.

(v) The special nature of work in respect of Hansraj Damodar Wadi near Kennedy Bridge, Off Girgaum Road, was completed and passage will be declared public shortly.

(vi) During the year under report, two passages were closed to public under Section 289(3) of the Bombay Municipal Corporation Act.

(vii) Lighting arrangement in a private street off Gokhale Road South off Ash Lane was made at the cost of frontagers and the passage was declared public from 5-11-1959.

#### IV.—MAINTENANCE OF DRAINS AND SEWERS:

(43) *Maintenance of drains and sewers*.—The work of repairs and alterations to drains and sewers including removal and replacement of manhole frames and covers, water entrances, etc., was carried out as usual. The total mileage of the pipe sewers, ovoid sewers, and storm water drains at the close of the year was 192.52, 13.34, 96.55 miles respectively, out of which 94.74, 4.88, 6.65 miles respectively were cleansed during the year. 118 street connections and 35 storm water connections were granted.

(44) (1) *Water courses, catchpits and street connections*.—All the water courses, catchpits, 16,621 water entrance (including perforated stone ware ones) and 1,60,193 street connections were cleansed during the year and 2,396.23 tons of silt was removed.

(2) *Vent Shafts and Sluices*.—All the vent shafts which numbered about 2,642 and 31 sluices on sewers and storm water drains were maintained and kept in working order.

(3) *Storm water drains*.—The five more storm water channels were maintained and cleansed.

*Common House drains in private properties*:—The work of systematic cleansing of house drains was continued during the year. Special attention was paid to long lengths of common house gullies.

*Departmental and private works*.—The work of repairs to 288 manholes, replacement of 1,072 gratings and removal of 66 vent shafts was carried out. Departmental and private works costing Rs. 1,71,159.35 were carried out at the cost of various departments and private parties.

*House Connections*.—The work of issuing requisitions against the House owners for rectifying the defects in the house drain fittings was continued. 600 prosecutions were launched for non compliance with these requisitions which resulted in 253 convictions. The total fine amounted to Rs. 3,716.50.

(45) *Pumping and Compressor Station, Purification Works and ejectors*

(1) *Love Grove Pumping Station*.—The working of the old and new pumping station was not very satisfactory during the year. Only pump A in the old pumping station was working fairly satisfactory while major break downs occurred with pump 'B' and consequently major repairs had to be undertaken to the various parts. Similarly the impellers of pump Nos. 1 and 2 at new pumping station were worn out and the same were reconditioned in the Municipal workshop. The total quantity of sewage pumped was 30,898.215 M.G. The quantity of silt removed was 98,640 C ft. and the screening 4,760 C ft.

(46) (2) *Dadar Sewage Purification Works*.—The sewage purification plant worked satisfactorily during the year. About 6,715.20 Million Gallons of sewage was received for treatment i.e., an average of 18.39 million gallons per day of which 3 million gallons per day received complete treatment. The total quantity of gas generated during the year was 584 lakhs Cubic feet and the amount realised by the sale of sludge manure was Rs. 19,108.

During the current year further experimental work was carried out in the Laboratory to suppress the Hydrogen Sulphide generation in the digestion tanks. The idea of precipitating Hydrogen Sulphide as insoluble Ferrous Sulphide by addition of Ferric Hydroxide in the Digestion Tanks gave gratifying results even on continuous basis in the laboratory. Rusted iron pieces were also successfully used for suppression of Hydrogen Sulphide during the digestion in the laboratory experiments. Further plans are being made to see how this principle can be applied on plant scale.

(47) (3) *Dharavi Purification Plant*.—This plant worked satisfactorily till August 1959 and some of the units were required to be put out of commission as the work of repairs of gas holder was taken in hand on 14-8-1959. The Digestion Tank was put into commission on 20-3-1960 and since then the plant is working satisfactorily.

The total quantity of gas generated during the period digestion tank worked was about 40,000 Cft. per day. The total quantity of gas generated was 38.68 lakhs and the amount realised thereof was Rs. 15,472. The Sludge Manure admeasuring 166 brass was sold out during the year.

(48) (4) *Flood-Gates*.—(a) *Love Grove Pumping Station*.—The usual Coal-tarring of the flood gates and the removal of coffer dam in the third bay of the open drain channel was completed by the end of 31-5-1959.

(b) *Cleveland Bunder*.—The remaining three gates were got manufactured from Messrs. Mazagaon Docks Ltd., and after fixing the necessary fixtures they were lowered in position on 27-5-1959.

(c) The Flood-gates at Dharavi worked satisfactorily during the year.

(49) (5) *Pumping Stations*.—There are 11 sewage pumping stations, 7 major and four minor. All the stations worked satisfactorily.

(6) *Compressor Stations*.—All the four Air Compressor Stations worked satisfactorily throughout the year.

(50) (7) *Ejectors*.—All the underground 8 ejectors working on compressed air, functioned satisfactorily during the year.

## V.—PRIVATE BUILDING CONSTRUCTION

(51) *Applications for new construction works*.—In all 1,904 applications were received for sanction of new buildings and for addition and alteration to the existing ones, as against 2,094 during the previous year.

(52) *Building Constuction*.—314 building were constructed by private enterprise during the year as against 381 during the previous year. Of the buildings constructed, 125 were residential and 189 non-residential. Residential buildings constructed by Co-operative Societies and employers for their employees, numbered 14 and 4 respectively. The number of one room, two room and larger tenements suitable for residential purposes constructed were 100, 821 and 1,364 respectively as against 230,992 and 1,756 during the previous year.

(53) *Enforcement of Building Regulations.*—10,410 notices were issued for repairs to or removal of unsafe structures under Section 354 of the Bombay Municipal Corporation Act as against 12,584 during the previous year. Out of these 8,801 were complied with and the remaining were pending at the end of the year. In 73 cases authorities under Section 499 of the Bombay Municipal Corporation Act were issued in respect of notices issued under Section 354 or 277A(1) of the Act. Under several other Sections operated by Buildings Branch, 20,345 notices were issued during the year. Further in all 2,348 prosecutions were launched against the house owners for non-compliance with the notices.

(54) *Building Collapses.*—117 buildings or portions thereof collapsed during the year as against 152 during the previous year. The total number of persons injured was 48 and killed 13.

(55) *Removal of huts and walls of inflammable materials.*—Actions under Section 349 of the Bombay Municipal Corporation Act for removal of huts or walls of inflammable materials were taken and 1,290 notices were issued of which 131 were complied with and the remaining 1,159 were pending at the close of the year.

(56) *Removal of unauthorised works.*—Sanction of the Standing Committee was obtained in 811 cases for removal of unauthorised structures. In addition there were 736 cases pending at the close of the last year, out of which 626 were disposed of during the year and 110 cases were still pending.

(57) *Acquisition of setbacks.*—An amount of Rs. 2,82,489.70 was spent on acquisition of set backs, the area of the setback added to the road being 3317.10 sq. yards.

(58) *Projections on streets such as stall boards, Weather frames, etc.*—In all 1,166 warning letters were issued for removal of unauthorised projections. 338 projections were removed by the parties of their own accord and 4,500 were removed departmentally. 643 stall board projections 2,126 weather frame projections and 236 rolling shutters were allowed to be retained on payment of fees. The total number of stall board projections and weather frames etc., permitted upto the end of the year was 25,869.

(59) *Complaints from Public.*—6,796 complaints regarding structural defects etc., were received. In 6,442 cases necessary actions were taken and 354 cases remained pending at the close of the year.

(60) *House Numbering.*—The work of fixing number plates to the properties in F Ward was completed during the year. The plans of G Ward have been approved by the Works Committee on 23rd December 1959 and the work of fixing number plates will be started after the plates are available.

(61) *General Observations.*—Action for structural repairs to the buildings was taken wherever found necessary. The tenants whenever they came forward, were also authorised under Section 499 of the Bombay Municipal Corporation Act to carry out repairs on failure by the landlords to comply with Municipal Notices.

(62) Departmental action under Section 429 of the Bombay Municipal Corporation Act was taken in 36 cases for pulling down unsafe portions of buildings, etc., in the interest of public safety. Expenditure on this account amounted to Rs. 29,186.24 nP.

(63) An amount of Rs. 4,035.26 nP. was spent during the year to meet the irrecoverable expenditure in connection with the removal of unauthorised structures and unsafe buildings in the City.

## VI.—MECHANICAL BRANCH.

(64) *Municipal Workshops.*—8,741 jobs were completed during the year. Expenditure on departmental and private works amounted to Rs. 6,95,105.23 as against Rs. 6,80,244 in the previous year.

(65) *Municipal Foundry.*—Castings, cast iron manholes, gratings, inspection chambers were manufactured and supplied to various Departments. The total turnover at the sanctioned rates amounted to Rs. 1,10,308.66 nP.

(66) *Refrigerators at Crawford Market.*—The plant worked satisfactorily. The overhauling of the units and replacement of the blower was carried out during the year.



(67) *Design Section*.—The number of estimates prepared was 292, the total estimated cost being Rs. 10,88,198. The number of outdoor jobs executed was 617 at a cost of Rs. 1,52,135.

(68) *Electrical Section*.—This section looked after all the electrical installations in the City except those under the Hydraulic Engineer and in *Ex-Trust* Chawls. The work of providing three lifts has been completed during the year. Two lifts are already installed at Nair Hospital and one lift is being installed at Sion Hospital. The estimates prepared by the Planning Section amounted to Rs. 6,63,580.00.

(69) *Municipal Power Laundry*.—The power laundry equipment was purchased from Military Disposals and after inviting tenders, the work of installing the equipment at Bhoiwada, Sewri has been entrusted to Messrs. Garlic & Co., at a total cost of Rs. 2,31,066.00.

## VII.—TRANSPORT.

(70) (i) *General*.—This Branch looked after the maintenance and upkeep of all Municipal vehicles except those that are in charge of Chief Officer, Fire Brigade, Hydraulic Engineer and E. E. (Vaitarna-cum- Tansa and Master Plan). The majority of these vehicles were employed for conservancy services, road maintenance and construction work. About 2,000 tons of refuse was daily collected and transported either to Mahalaxmi Sidings or in the low lying areas in the City such as Dharavi etc.

(71) (ii) *Fleet*.—During the year 569 vehicles including three bull dozers were in commission as against 567 and 3 bull dozers in the previous year. 3 vehicles ceased their usual span of life as against 5 in the previous year. All these vehicles were maintained after carrying out necessary repairs.

(72) (iii) *Garaging*.—Majority of vehicles were garaged at Seven different places, such as Municipal Stables, Arthur Road, Worli and Foras Road. Plans and estimates for erecting a central workshop and garage on Municipal plot near D. P. Works were prepared but no further progress could be made in this connection for want of the possession of the plot.

(73) (iv) The members of the Subordinate Staff had gone on strike, from 4th June 1959 to 8th June 1959 and it ended peacefully and there was no strike of labour staff.

(74) (v) *Mechanical Transport*.—39 vehicles were available for road work. Most of the vehicles were utilized for transporting pre-mixed asphalt, crusher metal, and cement, to different works in Wards.

(75) (vi) *Mileage covered*.—The total mileage covered by the transport vehicles was 2,09,105 miles. The haulage charges billed to various Departments amounted to Rs. 1,72,349.93 nP.

## VIII.—TOWN PLANNING SCHEMES.

(76) (i) *Town Planning Scheme, Bombay City No. 1 (Mandvi and Elphinstone Estate)*.—The Scheme was approved by the State Government on 4th September 1957 and was brought into effect from 1st December 1957. When the work of the extension of the Scheme was taken up by the Engineering Department during the year 1958-59, the same could not be progressed further as the tenants and business men challenged the Town Planning Act, 1954 in the City Civil Court. The City Civil Court dismissed the suits in September 1959. The plaintiffs thereafter approached both the High Court and the Supreme Court against the decision of the City Civil Court, but in the month of December 1959 the Supreme Court dismissed all the appeals in this connection, upholding the City Civil Court's decision.

(77) Thereupon when steps were taken to execute the scheme by issue of notices, no further progress could be made as the tenants and businessmen whose interest were affected, not only made several representations for stay action but also observed Hartal by closing markets for couple of days as a mark of protest against the enforcement of the scheme. The works of three roads which were in progress during the last year were finished during the year under report.

(78) The Sub-Committee appointed by the Corporation to go into the question of the implementation of the Scheme, submitted its report to the Corporation and the latter in their Resolution No. 52 of 20th April 1959, adopted and approved the Sub-Committee's report, giving direction to the Administration to make suitable representation to the Government to enact a suitable legislation which will cause minimum hardships to the persons affected by the Scheme. To the representation made to State

Government on 10th November 1959, no Government decision was received upto the end of the year under report.

(79) (ii) *Town Planning Schemes, Bombay City No. II (Mahim Area).*—This Scheme was sanctioned by Government on 1st December 1959 and the work of taking possession of land for the Scheme works is started.

(80) (iii) *Town Planning Scheme, Bombay City No. III (Mahim Area).*—The Board of Appeal has given its decision in respect of the Scheme on 30th January 1960 and the Arbitrator is expected to submit his report to Government within a couple of months.

(81) (iv) *Town Planning Scheme, Bombay City No. IV (Mahim Area).*—The work of demarcation of plots by the Arbitrator in Part C has been completed, while in respect of Part 'B' it is near completion.

(82) *General.*—The expenditure during the year under report in connection with the Scheme No. I and Town Planning Schemes, Bombay City Nos. II, III and IV and from the commencement upto the end of the year under report works out to Rs. 9,93,678 and Rs. 17,34,358 respectively.

#### IX.—FACTORY SECTION.

(83) This branch granted 370 new permits and renewed 396 old permits. 261 prosecutions were instituted. In 131 cases the parties were convicted and fined and 38 cases were pending at the end of the year. In all 400 complaints were received from the public about nuisance from factories etc., and necessary actions were taken in respect of all of them. The total amount of fine recovered was Rs. 4,140. The Factory Branch advised the Building Branch on proposals for factory buildings and the Superintendent of Licenses on proposals for licenceable trades and storages.

#### X.—CONSERVANCY.

(84) *General.*—The daily average in square miles of roads, foot-paths and house gullies cleaned regularly throughout the day was 272.1, 283.5 and 126 respectively. The total refuse collected and removed through the Municipal agency was 7,30,481 tons (inclusive of house, trade and market refuse) as against 7,93,750 tons in the previous year.

Roads, footpaths and house gullies were as usual swept and washed. An aggregate area of 1,40,52,127 square yards of roads were swept, 16,422 tons of scrappings removed, 8,75,897 square yards gullies flushed and 73,85,350 gallons of cesspool contents removed. The system of house to house collection was continued in A, D, F and G Wards.

(85) *Control of Rat Pest.*—The total number of rats caught and destroyed during the year was 9.67 lakhs as against 9.36 lakhs in the preceding year. No rat was found infected with Plague.

(86) *Control of Stray Dogs.*—During the year 13,907 stray dogs were caught as against 11,354 in the previous year. Out of these 11,509 were destroyed, 1,212 returned to their respective owners, 597 sent to Hospital for experimental purposes, 46 escaped and 192 detained in the Kennel Chamber at Mahalaxmi Refuse Sidings.

(87) *Dog Licensing.*—During the year 8,577 dogs were licensed under the Dog Licensing Act, as against 8,232 in the previous year. The total income by way of Dog Licensing fees etc., amounted to Rs. 43,999.50 as against 42,495.50 nP. in the previous year.

(88) The work of immunizing milch cattle against Rinder pest was continued. The total number of inoculations done during the year was 26,427 against 17,502 in the previous year. This year 22 cases of Rinder pest were reported as against 25 in the previous year.

(89) In addition to the above activities, the Conservancy Branch rendered special Conservancy and Halalkhore services to various circuses, exhibitions etc., for which amounts of Rs. 64,408.75 nP.s and Rs. 5,014.50 nP. respectively were realised. The annual income derived by auction sale of certain Health Department rights amounted to Rs. 5,482.

## REMOVAL AND DISPOSAL OF TOWN REFUSE AT DEONAR.

(90) The major portions of the City refuse was transported for disposal at Deonar reclamation ground, by running two trains daily each consisting of 30 refuse wagons of 17 tons capacity each. During the year 22,280 refuse wagons carrying in all 3,78,760 tons of refuse were run, the cost of haulage from Malahaxmi to Deonar (by rail) being about 1.99 lakhs. The cost of unloading being 4 lakhs. The cost of haulage and unloading worked to Rs. 1.58 per ton as against 1.55 in the previous year.

(91) The Deonar reclamation site is precious enough to last for more than 60 years for refuse disposal operations. The total area of reclamation at the end of the year was about 530 acres. In order to extend the scope of refuse dumping by extending the existing tracks, materials costing about Rs. 94,451.41 nP. was purchased for this purposes.

(92) The existing rolling stock and 88 hired wagons from the Western Railway were found insufficient to deal with the huge quantity of City refuse and hence 10 more wagons were hired from the Western Railway during the year under report.

(93) The Maintenance charge of Mahalaxmi and Chembur sidings was Rs. 21,776.10 nP. and the cost of repairs and maintenance of Municipal wagons amounted to Rs. 67,135.94 nP. The total income realised from the lease of land, sale of rights of fishing and cultivation etc., amounted to Rs. 60,700.00.

## XI.—DEVELOPMENT PLAN.

(94) *Surveys.*—At the end of the year under report, the land use surveys and conditions of buildings survey of in the City and Suburbs are nearing completion. Surveys in respect of roads are in progress. With a view to developing vast lands in the Suburbs, alignment of new roads are being laid down and marked on site and Five Year Programme for construction of new roads has also been chalked out. The existing road systems in the City and the Suburbs are also being examined with a view to see how they meet the present day requirements of traffic and improve them wherever feasible. Surveys in respect of Milch Cattle Stables are completed, Surveys in respect of Hospitals, primary schools, markets, parks, play grounds etc., in Greater Bombay are in progress.

(95) *Suggestions regarding requirements of lands.*—The requirements of lands by Statutory Authorities and Municipal Authorities have been collected and lands reserved wherever possible. Suggestions for the preparation of Development Plan have also been invited.

(96) *Development Plans.*—Tentative Development Plans for B, C, D, E and F Wards in the City and parts of H (East and West), T and R Wards in the Suburbs and Extended Suburbs, have been prepared. Development Plans for the remaining localities in Greater Bombay are under preparation.

(97) *Advisory Committes.*—During the year under report, 12 meetings of the Advisory Committee presided over by the Municipal Commissioner and 14 meetings of the Advisory Committee presided over by the City Engineer were held. Various issues connected with the Development Plan, were also discussed in these meetings.

(98) *Ward Councillors' Meetings.*—Meetings of the Municipal Councillors of each Ward were also held by the Chairman of the Standing Committee with a view to ascertaining their suggestions in respect of the Ward they represent.

(99) *The Tentative Development Control Rules.*—The rules previously framed in this connection, were also revised during the year under report, in the light of the suggestions received and difficulties experienced in their operation.

## IMPROVEMENT TRUST AND MUNICIPAL PROPERTIES

### 1.—Acquisition of Land.

Acquisition proceedings were in progress and possession of the following properties was obtained :—

- (1) Acquisition of C. S. No. 54 (part) of Parel Sewri Division for Schools in Lalbaug Area.
- (2) C.S. No. 138A/74 and 138B/74 of Parel Sewri Division for extension of K. E. M. Hospital and Housing of essential staff.

- (3) Plot No. 6, East Agripada (South) Estate C. S. 1845 of Byculla Division for Housing.
- (4) C. S. No. 337 of Dharavi Division for Municipal Housing.
- (5) Property bearing C. S. No. 80, 1/80 and 2/80 of Lower Parel Division for a school.
- (6) Land within Housing Board's Colony at Parel Tank Road for a School.
- (7) C. S. No. 401 of Parel Sewri Division for a Children's Playground.
- (8) C. S. No. 2062 (part) of Bhuleshwar Division for a recreation ground.
- (9) 4 Sites for sanitary conveniences in K Ward.
- (10) Land at the junction of Andheri Kurla Road and Telly Gully, Andheri (East) for a garden.
- (11) Land belonging to Messrs. Godrej Boyce and Co. and Messrs. Vadilal C. Gandhi and Others Messrs. P. P. Gandhi and Others for a Development Scheme at Vikhroli.
- (12) Land at Kurla for a ward office and a market.

Acquisition proceedings in the following cases were in progress :—

- (1) C. S. No. 1597(part), 3/1597 (part), 1/1884, 2 to 6/1884, 1887, 1 to 8/1887 of Byculla Division for the extension of B. Y. L. Nair Hospital and of T. N. M. College.
- (2) Properties on the fringe of Mumbadevi Tank-C. S. No. 1538, 1637, 1/1637, 1636, 1640(part) and 1595 of Bhuleshwar Division.
- (3) Plot No. 307C of Dadar Matunga Estate for a market.
- (4) Site for an open air theatre at Azad Maidan.
- (5) C. S. No. 780 and 791 of Mandvi Division at D'Souza Street for a School.
- (6) C. S. No. 8 (part) and 1/13 of Dadar Naigaum Division for housing, School, etc.
- (7) C. S. No. 374 of Mazagaon Division for a School.
- (8) C. S. No. 1359 of Fort Division for a School.
- (9) C. S. No. 3359 of Bhuleshwar Division for a School.
- (10) C. S. No. 124 (part) of Parel Sewri Division for an industrial estate.
- (11) C. S. No. 2166 of Bhuleshwar Division for a School.
- (12) C. S. No. 1/318 of Bhuleshwar Division for a dispensary.
- (13) C. S. No. 370 of Mazagaon Division for a market.
- (14) C. S. No. 158 and 159 of Byculla Division for extension of Market.
- (15) C. S. No. 3349, 3350 and 3351 of Bhuleshwar Division for a School.
- (16) C. S. No. 1A 1762 and 1/1762 of Byculla Division for a garden.
- (17) C. S. No. 1143 and 1144 of Mandvi Division for a school.
- (18) C. S. No. 332 of Parel Sewri Division for a market.
- (19) C. S. No. 1311 of Mandvi Division for a school.
- (20) Sites at Vile-Parle (West) for a market.
- (21) Plot at Bhandup for a Public Park.
- (22) Site at Chakala for Public Sanitary convenience.
- (23) Land at Andheri for Municipal Housing Scheme.
- (24) Land at Jogeshwari for shifting Potters from Dharavi.
- (25) Land at Govandi for squatter's colony, Road and housing.
- (26) Land for a 25 feet Road between Chembur and Ghatala.
- (27) Land at Bhandup at Lake Road for a School.
- (28) Lands for Public Sanitary Conveniences at Deonar, Govandi and Chembur.

- (29) Land for 60 feet Road from Ghatkoper Mahul Road to proposed Deonar Slaughter House.
- (30) Sites for Acqua Privy Blocks at Danda, Ambivli Kole Kalyan and Bhandup.
- (31) Land at Vile-Parle (East) for construction of 60 Feet Road joining Mahatma Gandhi Road and Central Salsette Road.
- (32) Land at Mandapeshwar Road, Borivli for staff quarters for the proposed Bone T. B. Hospital.

In about 28 cases, Government have been requested to acquire land under Land Acquisition Act for various municipal purposes and notifications are awaited.

#### Acquisition of Municipal Land by Government of Bombay (Maharashtra) :—

- (1) 142 Plots of Scheme No. 52, Worli Estate for offices and staff quarters
- (2) Plot No. 1, Dharavi Estate, Plot No. 178, Sion Matunga (East) Estate Plot No. 78 Sewri Wadala (North) Estate and Plot No. 119 Sion Matunga Estate (East) for Co-operative Housing Societies.

#### CHANGES IN THE EX-TRUST AND MUNICIPAL ESTATES.

There were no changes in Layout in Ex Trust Estates.

The area of the permanently leased land increased during the year from 58.18 lacs. square yards to 58.39 lacs. square yards and the rent in respect thereof increased from Rs. 43.31 lacs to Rs. 43.88 lacs. The area of the developed land which remained to be leased was 1.27 lacs. square yards.

The area of undeveloped land remained the same as in the previous year, *viz.* 51.97 lacs square yards.

Out of the total of 2,879 acres (acquired by the Ex-Trust) about 37.3 per cent. remained to be developed and out of developed area 2.06 per cent. remained to be leased which included an area of 1,64,680 square yards reserved for Municipal purposes.

#### SLUM CLEARANCE

The following number of tenements were constructed in the localities mentioned against each :—

No. of Tenements	Locality.
120	... Dharavi.
192	... Haines Road.
96	... Mahalaxmi Body Guard Lines.
76	... Sukhlaji Street, Kamathipura.

#### DIS-HOUSING AND RE-HOUSING

New residential accommodation made available by the lessees of the ex-Trust Estate during the year was 974 tenements. The total number of tenements provided upto date in all the Trust Estates including those erected by the Development Department and the several Mill Co.s exceeded the total number of tenements demolished by 39345

Housing of Squatters :—About 2310 and 1841 squatters' families resided in the colonies at Mankhurd and Jogeshwari respectively. The recoveries of rent continued to be far from satisfactory owing to unemployment among the squatters. A Welfare Centre at Jogeshwari Colony was being conducted.

Sanitation of both the colonies was well looked after and the areas kept free from Malaria, etc., by spraying insecticides.

#### LONG LEASES.

The number of plots let out during the year was 13 admeasuring an area of 20,953 square yards and valued at Rs. 11,37,522. The total number of plots disposed of upto 31st March 1960 was 4281 admeasuring 60,32,483 square yards and valued at Rs. 12,62,86,372.

## SHORT LEASES.

One temporary lease was granted during the year.

The number of vacant land tenancies on both the municipal and *Ex-Trust* Estates was 4,092 exclusive of the tenancies in the squatters colonies at Mankhurd and Jogeswari at the close of the year. The demand for vacant land tenancies in *Ex-Trust* Estates was Rs. 8,34,425 and the recovery was Rs. 5,61,480. Arrears amounting to Rs. 1,35,533 were still due from Military Authorities and correspondence for the same was in progress. As regards the areas in Scheme 58 and 52, Worli, requisitioned by the Collector of Bombay the question of fixing the rate of compensation payable was receiving his attention and will be finalised by him on submission of revised statements as desired by him.

## MANAGEMENT OF PROPERTY AND COLLECTION OF REVENUE

### Trust Section.

*Ex-Trust Permanent Chawls* :—The gross demand for the year was Rs. 15,78,762. The net demand excluding the amount for vacancies and concession granted to public bodies and associations was Rs. 15,57,596. The revenue actually collected came to Rs. 15,19,809 which was equivalent to 73.55 per cent. of the total amount recoverable including the arrears.

*S. P. Sheds* :—The gross demand for the year in respect of rooms in *S. P. Sheds* was Rs. 5,04,956 and the net demand after making allowances for vacancies and concessions was Rs. 4,96,385. The actual collection came to Rs. 4,56,056 which was equivalent to 72.09 per cent of the total recoverable amounts including the arrears.

The percentage of outgoings in respect of chawls and *S. P. Sheds* worked out to 76.10 and 73.65 respectively of the annual demand. The collection of rent in chawls amounted to Rs. 15,19,809. Deducting therefrom the expenses on account of outgoings amounting to Rs. 11,20,696 the net income came to Rs. 3,99,113. The capital expenditure incurred on these chawls including the value of land amounted to Rs. 1,71.53 lacs. The Corporation are required to pay annually the interest and sinking fund charges aggregating to Rs. 9.81 lacs at the rate of 4.61 per cent. on the capital expenditure incurred prior to 1919-20 and 6.35 per cent. on the expenditure incurred thereafter. The net income after deducting outgoings was insufficient to meet this expenditure and thus there was a loss of Rs. 5,81,817 under the permanent chawls for the year under review.

Bye laws for maintaining sanitation, etc. in municipal chawls and buildings were enforced and fines aggregating to Rs. 115 were imposed and collected from the tenants for the breaches of these rules.

First Aid Sets and Sick Room Requisites such as thermometers, Ice-bags, etc. were maintained at 8 Chawl Centres, Matunga Labour Camp., Dharavi, and Mankhurd Colony for squatters.

The prizes of Rs. 50 and Rs. 20 for maintaining best sanitation of the chawls were awarded to the best Chawl Superintendent and the Mukadam during the year. In order to encourage the sweepers to co-operate in the maintenance of sanitation, 10 prizes of Rs. 10 each for the best sweeper in each different groups of chawl centres were also awarded.

403 plots agreed to be leased, could not be handed over on account of temporary lettings and occupations thereon. Action was in progress to remove the same. The number of plots handed over but not built upon was 244.

During the year, 55 lessees were granted permission for the construction of motor garages in the compulsory open spaces and additional floors were sanctioned in 102 cases. 203 cases of encroachments were detected.

Tenements in sixteen chawls constructed at Wadala were allotted to the dishoused tenants of acquired properties and to some outsiders who had paid their contributions having due regard to their urgent and dire needs. House collapse victims and some of the tenants from Tayebji Buildings at Princess Street acquired by the B. E. S. & T. Undertaking were accommodated in 110 tenements in the 55 twin houses newly constructed at Vikhroli at standard rent.

The newly constructed tenements at Maratha Hospital Compound were allotted to Municipal employees.

## WATER WORKS

### I—HEAD WORKS AT LAKES AND TRUNK WATER MAINS

(1) The City of Greater Bombay including suburbs and extended suburbs derives its water supply by gravity from four artificial lakes, *viz.*, Tansa, Vaitarna, Vehar and Tulse. The total quantity of water supplied to Greater Bombay during the year was 68,911 million gallons. The quantity of water supplied to the city proper was 55,325.40 million gallons of which 11,594.23 (20.87%) million gallons was for trade industries and similar non-domestic purposes and the balance of 43,731.17 million gallons (79.13%) were for domestic purposes. The quantity of water supplied to suburbs was 11,462 million gallons out of which 7,206 million gallons (63%) was for domestic requirements and 4,256 million gallons (37%) was for trade industries etc. The quantity of water supplied to the extended suburbs was 2,124 million gallons out of which 833 million gallons (39.20%) was for domestic requirements and 1,291 million gallons (60.80) was for trade industries etc.

Sources of water supply and statistics of quality.

### II—MAINTENANCE BRANCH OUTSIDE CITY DIVISION

(2) The branch is entrusted with the work of repairs and maintenance of trunk mains, culverts, embankments, sterilization of city water supply etc. 169.19 miles of steel mains, 48.25 miles of C. I. Mains, 23.25 miles of masonry duct, 7.74 miles of tunnel, 365 Nos. of bridges and culverts, 81.50 miles of trolley track, etc., were maintained by this Division.

General

(3) Five heavy type and six light type motor trollies were maintained during the year. The total mileage covered by the trollies was 73,423 miles. The Ruston Loco was purchased during the year. Mobile Units consisting of petrol driven and diesel driven motor trollies, jeeps, air compressors, welding plants, concrete mixers, out-board and inboard motor engines, lighting sets etc., were maintained. A power house containing three diesel driven generators, was maintained at Powai to supply electricity for the Central Chlorination House.

Maintenance of plants and equipments and motor trollies

(4) In order to maintain purity of water received from the catchment area of the lakes, the campaign against the trespass was continued during the year and 45 heads of cattle were impounded and 778 driven out from the area.

Campaign against trespassers and cattle.

(5) The Vehar lake and garden remained very popular with the public and there was a great rush of visitors to this resort on Sundays and holidays. Advantage of the road joining Aarey Colony and National Park which passes along the boundary of Tulse lake was taken by the public and a good number of picnickers visited the Tulse Lake during the year.

Public gardens and parks attached to Vehar, Tulse and Powai Lakes

(6) The Tansa supply was disinfected by chlorine treatment at Bhandup and Powai. The dose of chlorine varied from about 0.7 to 1.5 parts per million gallons.

Disinfection of water supply

Vehar supply was sterilized at the Chlorination Plant at Powai. The dose of chlorine varied from 0.7 to 2.0 parts per million gallons.

Tulse supply was given alum treatment for coagulation and all the seven rapid sand filter beds were in continuous use. The doses of alum varied from 0.31 to 1.4 grain per gallon.

### III—MAINTENANCE BRANCH HEAD WORKS DIVISION

(7) Head Works at Vaitarna were taken over by this department from 1st April 1959. The jurisdiction of this division includes (a) Vaitarna and Tansa lakes and Head Works, (b) Trunk mains upto Pachhapur (10 miles from Tansa), (c) Duct line upto Newada Chowky (7½ miles from Tansa).

General

(8) 15 Nos. of hydraulic gates were maintained during the year. The spillway gates functioned satisfactorily. The maximum intensity of flood handled was 45,000 cusecs. The under-slucies were operated to allow the silt to be carried away. The tunnel gates were operated to transfer the water from Vaitarna to Tansa lake.

Maintenance of Vaitarna lake and Head Works

(9) A power house containing 3 Nos. of 100 Kw. capacity diesel driven generators and 440 Volts overhead transmission lines were maintained at Vaitarna to ensure independent and reliable power supply to operate gates and lighting.

(10) Chlorinated water supply to the Municipal colony and Health Resort Quarters was maintained with the help of a pressure chlorinator. This chlorinator was converted from gravity type to pressure type during the year under review.

(11) In all 70 structures were maintained at Vaitarna. The Khardi Vaitarna Road was resurfaced during the month of May 1959.

(12) The rollers under 96" main and expansion joints operated satisfactorily. The two trunk mains of 72" diameter east and west, were painted for a length of one mile and four furlongs each i.e., 3 miles in all.

During the last week of May 1959, the 120" dia. Vaitarna Main was joined by a 'Y' branch connection to the existing 3 trunk mains at mile 0/4 from Tansa.

(13) A 10 Kw, 110 Volts D.C. Generator, driven by Lister Diesel Engine was maintained for lighting the bungalows at Tansa. The set was run 4 hours a day, the supply during the rest of the day being maintained by Storage Batteries. The spillway was lighted by the 25 Kw, G. M. C. lighting set in workshop during overflow period.

(14) The three buildings were maintained. The lower bungalow and Sub-Engineer's Quarters at Tansa were painted.

(15) The staff was sent in boats to patrol the lake area to prevent cattle from polluting the water.

(16) Both Vaitarna and Tansa lakes were very popular with visitors as outing spots. A pavilion and a portion and garden overlooking Tansa lake were put at the disposal of the visitors at Tansa. At Vaitarna visitors were allotted rooms with light, water and sanitary facilities for a night's stay.

### MAINTENANCE BRANCH INSIDE CITY DIVISION

(17) This branch is concerned with the maintenance of water works inside city comprising of repairs and maintenance of water mains, hydrants, fountains and cattle troughs, cleaning of consumers' pipes, fittings etc., making new connections on Municipal mains upto 2" size, operation of chlorination plants at Malabar Hill Reservoir and Bhandarwada Hill Reservoirs and maintenance of gardens etc.

(18) A total length of 456 miles of water mains was maintained during the year. There were 67 bursts all of which were promptly attended to. During the course of the year 81,823 miscellaneous jobs were carried out. 7,867 repairs jobs on fire hydrants in the city were carried out. 864 Sluice-valves ranging from 6" to 36" size were repaired during the year.

(19) The total number of water connections to different premises in the city was 67,615. The number of new connections made during the year was 1,812, out of which 1,656 were granted at parties' cost and 156 from the Municipal funds.

(20) During the year 2,856 meters were repaired, 2,761 were replaced and 3,403 meters were removed and refixed. 5,074 Municipal meters and 781 private parties' meters were tested.

(21) Portable domestic pumping sets were given on hire for short periods to tide over the breakdown period of pumping units in private buildings at nominal charge of Rs. 2/- per day, exclusive of transport and fixing charges. This facility was greatly appreciated by the public.



(22) Rechlorination was done by injecting extra dose of chlorine into the inlet mains at Futka Tank, Malabar Hill Reservoir and Bhandarwada Hill Reservoir. A chlorination plant of gravity type at Malabar Hill Reservoir and pressure type at Bhandarwada Hill Reservoir and Futka Tank were installed. An additional compressor type chlorination plant was also installed at Bhandarwada Hill Reservoir. In addition to this, certain mains in the city, the water of which did not show good results, on analysis, were rechlorinated by means of two portable chlorinating sets of 4 lbs. capacity each. Besides chlorination, Ammonia Sulphate was also added in the reservoir at Malabar Hill Reservoir and Bhandarwada Hill Reservoir.

(23) 32 water works buildings comprising of workshops, control rooms, pumping stations, chlorination plants, etc., were maintained during the year.

(24) The work of testing galvanised iron fittings i.e., ferrules, stop and bib taps, ball-cocks, underground and stand post hydrants, Cast Iron and porcelain W. Cs. cisterns, canvas hose pipes etc., was carried out at the Water Works, Workshop, DeLisle Road, Chinchpokli. The total number of such pipes and fittings tested was 9,13,396 out of which 3,69,399 were for private parties and the remaining for Municipal works. The revenue thus derived from private parties amounted to Rs. 1,12,184.

(25) During the year, 3,985 Municipal meters and 668 private meters of different sizes were tested at the Municipal Workshop.

(26) All the five important gardens namely, Hughes Road Slope Garden, Sir Pheroazshah Mehta Garden (Hanging Garden, Malabar Hill), The Joseph Baptista Garden at Bhandarwada Hill Reservoir, Ladies and Childrens' Garden and Kamla Nehru Park were maintained during the year. Kamla Nehru Park and Pheroazshah Mehta Gardens were illuminated with multicoloured lights on all Saturdays, Sundays and Public Holidays except during monsoon.

#### IV—DISTRIBUTION BRANCH

(27) This branch deals with the distribution of water within the city limits and is divided into three Sections viz., South (A, C and D Wards,) North (F and G Wards) and Central (B and E Wards). Each of these Sections deals with the work of distribution and regulation of supply, investigation of wastage in Municipal and private mains, rewashing of leaky taps, issuing of notices for defective fittings, metering of water supply etc.

(28) For the purpose of distribution of water, city is divided into 3 main divisions viz., (a) area getting supply from Malabar Hill Reservoir, (b) area getting supply from Bhandarwada Hill Reservoir, (c) area getting direct supply.

(29) During the year 4,053 complaints were received on account of shortage of water supply due to defects either in Municipal or private distribution system.

(30) Municipal Commissioner's Notices under Section 274(1) & (3) and of the Bombay Municipal Corporation Act were issued in 416 cases, and under Section 271(2) in 97 cases in respect of premises which were without Municipal water supply. The number of prosecutions launched during the year was 408. Number of convictions was 283. The total amount of fines recovered was Rs. 3,726. Besides above 6,447 notices under Section 278(2) of the Bombay Municipal Corporation Act were served on the owner for defects in water fittings, etc.

(31) The number of cases reported to the Standing Committee for severing water connections for non-payment of taxes and using unmetered water supply was 1,476.

(32) Total number of calls received from the Fire Brigade Department was 1,728. These were promptly attended to.

(33) Pitometer observations were taken during the year to gauge the quantity of water conveyed by the trunk mains and the distributory mains.

(34) 41 miles and 1,786 ft. of mains varying from 4" to 9" were tested by Deacon Meters in the city and 691 miles and 4,298 ft. of mains from 3" to 72" were sounded. As many as 20,195 underground and 15,445 above-ground defects were found and repaired.

(35) The total revenue derived from water supplied by meter measurement was Rs. 2,19,01,079 for the city only.  
 Revenue from metered connections.

(36) During the year under review 48 new properties were metered.  
 Metering programme.

### V—QUALITY CONTROL OF WATER SUPPLY

(37) This branch is entrusted with the work of keeping a close vigilance over the quality of water supplied to the consumers and of maintaining desired standard of purity.  
 General.

(38) Samples were collected by a mobile trained squad of the Municipal Analyst's Department every day, except Sundays, from each ward. In addition to this the Municipal Analyst's staff collected 8 samples per week from separate sampling in Bombay Port Trust area. The routine samples collected were 425. Special samples were collected by this department from areas where contamination was suspected on account of incidence typhoid fever cases. For chemical analysis 15 samples were taken once a fortnight.  
 Sampling.

(39) Samples found to contain aerogenous group of bacteria indicated the entry of soil bacteria into the supply, whereas faecal type indicated sewage pollution. The degree of pollution was indicated by the M. P. N. Index.  
 Removal of sources of contamination.

Wherever the samples showed contamination of water, immediate steps were taken to locate the source of contamination and necessary repairs were carried out. Defects were rectified by taking one or more of the following measures :—

- (a) Hydrants in the locality were flushed.
- (b) Breaches in communication pipes etc., were repaired, and pipes in the vicinity of drains were diverted and realigned.
- (c) Leaky hydrants and sluice-valves were attended to.
- (d) Incrusted water mains were scraped, etc.

(40) Distributory mains in the areas likely to be affected by pollution were inter-disinfected by portable chlorinators.  
 Disinfection of mains.

(41) In as much as out of 3,712 routine samples taken during the year, 92.5 per cent. of the samples were found to be free from Coliform Bacteria. This compares favourably with the international standard laid by World Health Organisation, which stipulates that 90 per cent. of samples should be free from bacteria.  
 Standard of bacteriological quality.

### VI—CONSTRUCTION BRANCH

(42) This branch handles laying of small sized (upto 12" dia.) mains both for this Department as well as for sister departments. Work of protecting the old steel trunk mains by guniting was handled by this branch.  
 General.

(43) Service mains were laid in fully developed areas and in streets where the existing mains were undersized and required to be replaced.  
 Laying new Water mains.

### VII—REMODELLING BRANCH

(44) This branch is entrusted with the construction works arising out of remodelling of the distribution system in the city. This branch also carries out major pipe laying works.  
 General.

(45) Upto the end of the year under review, 22 works out of a total number of 26 works have been completed and the total expenditure incurred upto 31st March 1960 was about Rs. 60 lakhs.  
 Progress of the scheme.

(46) The plate bending machine in charge of this department was operated and during the year 170 Rft. of steel pipes of various diameters and 66 Cwts. of steel specials were fabricated for City and suburbs.  
 Fabrication of steel pipes and specials.

## VIII—SURVEY AND DESIGN BRANCH

(47) This branch is entrusted with the work of maintaining record of water mains, fittings, designing of new water mains, structures, preparing plans and estimates for the same, maintaining statistics of lake levels, storages, discharges, rainfall, chemical analysis, etc., maintaining records of lands in charge of this department, preparing estimates for extra charges for water used for construction purposes, verifying tenders, contracts and bills of contract works and attending to administrative matters of a technical nature.

General.

(48) This branch prepared 160 plans and 231 estimates amounting to Rs. 1,22,10,602 for pipe laying and other works.

Preparation of plans and estimates.

(49) 1,116 estimates of compounded water charges for water used for construction purpose were framed resulting in a total revenue estimated to yield Rs. 7,41,431.

Compounded water charges for water used for construction purposes

## IX -WORKS OF INTEREST

(50) 180 Rft. of the 48" dia. steel main was laid at the cost of the Central Railway to enable diversion of the existing 48" main which was necessary for construction of additional platform at the Kurla Railway Station.

Diversion of 48" dia. main at Kurla.

(51) Replacement of the 72" east main at Kasheli Bridge was carried out in part and the replaced portion was put into commission, thus removing the bottleneck that existed in the previous year.

Removal of bottleneck at Kasheli Bridge.

(52) The Tulsī Trolley track which stops short of the installations at Head Works due to difficult terrain was extended upto Tulsī Filters.

Extension of the Tulsī Trolley Track.

(53) The portion of the Fort Outlet was running near and parallel to the alignment of a major sewer under construction and had therefore, to be isolated. However, the supply remained unaffected as the isolated section was by-passed by laying temporarily a 30" steel main on the footpath between Charni Road and Thakurdwar Road.

Temporary diversion of the Fort outlet.

## X—GENERAL

(54) Well equipped Welfare Centre and Sports Club were maintained at Ghatkopar and Vaitarna respectively. A Radio set was installed at Tansa for the entertainment of the resident staff. Ganpati Festival was celebrated by the staff in various branches from voluntary private donations. Rooms for running lower primary schools were made available free of cost to the District Local Boards, at Vaitarna and Tansa.

Welfare Activities.

(55) During the year 7 dispensaries in different centres in the Outside city and Head Works Divisions were maintained at a total cost of about Rs. 26,000.

Medical aid.

(56) Milk obtained from the "CARE" and the Lions' International Organisation was distributed free of charge to the children of the low-income workers of this department upto the age of 8 years.

Milk Scheme.

(57) During the year there were 226 number of superior staff and the cost thereof amounted to Rs. 8,26,723 and the labour staff during the year numbered about 1917 costing about Rs. 23,46,528. The number of temporary superior staff was 35 and that of the labour staff 861. The total establishment cost of the same was Rs. 7,90,982.

Establishment.

(58) (a) *Revenue*.—The total expenditure incurred on Water Works amounted to Rs. 2,82,17,284. The total revenue derived from Water Works was Rs. 3,04,22,582, the excess of income over expenditure being Rs. 22,05,292.

Costs.

(b) *Loan Works*.—The total expenditure incurred during the year out of the Loan Funds was Rs. 1,09,10,638.

## BOMBAY FIRE BRIGADE

During the year total number of stations continued to be 12 in the City including one in the suburbs. The Fire Brigade Department had a fleet of following vehicles *viz.*, 21 Motor Pumps (fitted with First Aid appliances) Trailer Pumps, 3 Turn Table Ladders with pumps and telephone arrangement, 2 Motor Emergency Tenders, 1 Co2 Foam Crash Tender of special gears and 64 Ladders of various types.

The number of calls received was 2,256 of which 1,437 calls were received for 1,198 actual fires as against previous year when the number of calls was 2,220 of which 1,324 calls for 1,165 actual fires *i.e.* there were 33 more fires than the previous year. Thus the year 1959-60 has registered the highest number of fire calls during the last 10 years. The estimated loss of property damaged by fire was about Rs. 1.71 crores as against Rs. 1.29 crores in previous year. The increase in the fire loss can be attributed to 3 serious fires during the year, namely, Samuel Street on 5th June 1959, fire to Air Craft Super Constellation ("Rani of Agra") at Santacruz Airport on 19th July 1959 and Jasmine Art Silk Mill at Dharavi on 6th February 1960, as a total loss due to these three fires alone amounts to Rs. 1.17 crores. The properties involved under the cover of insurance were worth Rs. 1,44,85,478 as against Rs. 66,94,311 in the previous year.

The number of occasions on which special services were rendered by the Brigade was 368 of which 164 were house collapses, 77 for rescues and 127 for special services as against 444 in the previous year.

The total number of fire alarm pillars including private ones was 206 in the City. Nearly 40 per cent. of the total calls were received through these fire alarms.

One Fire Trailer Pump "DENNIS" type with 300—500 gallons per minute capacity and two Motor Ambulances FARGO type and a few spare parts for the Breathing Apparata were received during the year.

The fourth fire Prevention Week was organised in the Bombay State and the Bombay Fire Brigade as usual joined with other Fire Service organizations. The Fire Brigade personnel also participated for the first time in the Republic-Day Inter Services Ceremonial parade along with army, navy and air force, etc., at the Brabourne Stadium on the Republic-Day.

Trainees from National Fire Service College, Government of India, at Nagpur, were sent to this Brigade for practical training as well as for visiting various industrial concerns like Docks, Airports, etc.

The Annual Fire Brigade Competitions in (i) Escape Ladder and Hydrant Drill, (ii) Trailer Pump Drill were held on 19th March 1960. Fort A and Alexandra Dock C with Station Officers Shri V. B. Nikam and Shri G. N. Shetgiri stood first in these competitions respectively. Shri V. L. Gidwani, I.C.S., Municipal Commissioner, presided on the occasion and presented trophies and cash prizes to the first three winning teams.

*Gallantry Medals.*—Three Bombay Municipal Corporation silver Medals with cash prizes of R. 250 each were also presented to Station Officer Shri V. V. Vaidya Fireman B. D. Shinde and Fireman D. G. Bawakar for extra ordinary bravery displayed at house collapse at Dabholkarwadi on 17th July 1959.

Construction work of Fire Station at Colaba in the City was completed by the end of the year and at Vikhroli in Suburbs it is under progress. Provision has been made in the budget for construction of Fire Stations at Chembur, and for constructing staff quarters at Byculla with modern amenities.

Arrangements are being made to receive wireless sets for introducing radio-telephony in the Fire Brigade.

Industrial Tribunal Award was granted during the year in which Shift System Special pay, etc., were recommended.

## AMBULANCE SERVICES

The Ambulance section of the Brigade attended 1,468 calls for accidents, 1,788 calls for Maternity cases and 4,172 calls for hire cases removing in all 7,063 persons as against 1,554, 1,726 and 3,616 calls respectively removing 6,511 persons in the previous year.

The receipts for the year including arrears amounted to Rs. 30,099 as against Rs. 26,398 of the previous year. First Aid was rendered by Ambulance staff on 191 occasions as against 142 in the previous year.

### MUNICIPAL GARDENS.

During the year under report, the department maintained 108 sites consisting of 22 gardens 61 recreation grounds, 4 fountains, 7 traffic islands, 5 open spaces, 4 band stands, 4 box hedges and 1 statue.

It planted and maintained trees on the newly constructed roads. It also added 2 new gardens, one at semi circular plot east near Nappoo Hall, 2nd at Islampura Night Soil depot and developed central strip of land opposite Sion Hospital during the year.

There were 29 band programmes, 22 Indian vocal music, 77 orchestra and 465 recorded music programmes at different gardens.

The Open Air Theatre proved to be popular mostly among the poor and middle class people. It was reserved on 80 occasions and yielded an amount of Rs. 4,905 during the year.

The expenditure of the Garden Department during the year under reference was Rs. 10,23,205 as against Rs. 7,10,485 during the last year, and the income was Rs. 72,994.38 as against Rs. 67,777.58 during the preceding year.

### VICTORIA AND ALBERT MUSEUM.

The Museum remained open for 231 days as against 228 during the previous year. It was closed on Mondays, important holidays and for repairs from 6-1-1959 to 14-5-1959 and from 28-1-1960 to 10-3-1960. 6,13,191 visitors visited the Museum as against 7,11,946 during the previous year. 13,393 Students from primary schools visited the Museum during the year as against 8,622 during the preceding year. Total collections from admission fees and miscellaneous receipts were 5,460.20 and 120.00 as against 6,084.25 and Rs. 20.00 respectively, in the preceding year. No copies of the brochure were available for sale in 1959 as they were in the press. One map of Old Bombay (1897), a papier mache Jewel box, a shell spoon and fork set, a rose-wood figure of Ganesh and two old nut-crackers were purchased at a total cost of Rs. 395.05 nP. 11 books were purchased for the Museum Reference Library at a total cost of Rs. 192.53 nP. Three books were presented and one was received free of cost as the Curator is a member of the Indian History Congress. Reference service was rendered to 150 scholars, businessmen, etc. Expenditure for the maintenance of Museum was approximately Rs. 47,253.67 nP.

### MUNICIPAL LIBRARIES

Shri S. W. Apte, held the post of Chief Librarian during the year 1959-60.

1,100 books costing about Rs. 3,209.72 for Municipal Free Reading Rooms and Libraries in City were purchased during the year under report.

About 3,14,193 visitors took the advantage of the Libraries in City during the year under report.

Total income derived from City Libraries was about Rs. 3,85.14 as against Rs. 1,949 during the previous year.

The expenditure over the Municipal Libraries in City was Rs. 72262.76 as against Rs. 64,732 during the previous year.

### CENTRAL STORES

Tenders were invited for the purchase of Stores in 191 cases during the year under report as against 192 cases in the preceding year. During the year about 28,980 tons of cement worth about Rs. 36.84 lakhs ; 8,89,673 R.ft. of Galvanised Iron Pipes worth about Rs. 11.75 lakhs ; 2,79,841 R.ft. Cast Iron and Asbestos Pipes worth about Rs. 28.81 lakhs; 3,554 Tons of Iron Materials worth Rs. 25.85 lakhs and 2,91,887 yards of cloth worth about Rs. 2.77 lakhs were purchased. 800 Bengal Maunds of Grain (Gram, Bajri and wheat brain) for Head Supervisor and the Superintendent of Gardens worth about Rs. 12,000 were purchased and 6,792 Bengal Maunds of wheat, Rice, for various Hospitals and Maternity Homes worth about Rs. 1.42 lakhs were purchased.

The total purchase effected during the year including the articles received on Return Stores Mema from Municipal Departments amounted to Rs. 149.53 lakh as against Rs. 104.39 lakhs in the preceding year. The increase was due to the higher demand for the supply of materials. The balance of Stock on hand on 31st March 1960, was worth Rs. 60.22 lakhs at the Central Stores, and Rs. 1.25 lakhs at Foras Road Depot totalling to Rs. 61.47 lakhs as against Rs. 29.49 lakhs including Foras Road Depot in the preceding year.

The total number of orders placed with the Contractors and other dealers was 5,325 as against 4,885 in the preceding year. The number of indents inclusive of Sales mema received from the departments at the Central Stores and Foras Road Depot was 44,059 as against 42,444 in the preceding year. Most of the articles purchased during the year were of Indian Manufacture and the value thereof amounted to Rs. 145.72 lakhs. The value of foreign goods purchased amounted to Rs. 3.81 lakhs, during the year

Under Plant and Machinery Section started from January 1956, 118 tenders plus 21 schedules and 124 sealed quotations were invited which involved 678 items costing Rs. 72.00 lakhs approximately during the year under report. Wooden and steel furnitures required by the various Hospitals and the departments were standardised and direct debit Schedules were framed for the same during the year under report. Special purchase was also made for T. N. M. College and Students Hostel building.

There were about 45 tenders for dietary articles amounting to Rs. 14 lakhs. Municipal Hospitals and Maternity Homes were suitably grouped and tenders were invited groupwise and localitywise. There appears to be a further scope to revise the tenders to have economical rates for dietary articles and to effect reduction in its costs. This section also looks after stationery articles and firewood for cementeries.

One post of Stores Inspector (Food) was created from 2nd March 1959 for effecting check on the receipt of dietary articles supplied to various Municipal Medical Institutions, to pay surprise visits to every medical institution for the purpose of witnessing weighing, quantity and quality of stuff supplied by the contractors, to collect statistics, and investigate complaints of non-receipt of supply, etc. This post was continued further as there was remarkable progress with regard to its duties.

By creating post of H.C. (S.C.) from 24th December 1957 as per the recommendation of Ibcon Ltd., many obsolete items were taken out. His appointment also facilitated to have supervision over the replenishment and consumption of all stores items, including those of clothings.

The total turnover of the department, viz., Receipts and Issues of Stores came to Rs. 267.21 lakhs as against Rs. 217.79 lakhs in the preceding year.

The stock of Stores was verified but no case of any appreciable difference in stock was noticed. The abnormal conditions created by the war reacted sharply on the department during the year as before. The rates quoted in the annual tenders for the year 1960-61 invited during the months of October 1959 and December 1959 were in a few cases higher than the market rates and only a few of the tenders had to be rejected. The department however, successfully played its role of a major supplying agency to the various Municipal Departments.

16. **Sub Depot at Foras Road.**—The Sub-depot at Foras Road meant for M.E. and T.S. was under the direct control of the Controller of Stores. The articles required by the T.S./M.E. were indented in bulk from the C.S. and issued to T.S./M.E. by the Sub-Depot in piece meal as required by them.

18. **Housing.**—With view to housing essential staff of the Central Stores, one structure of 16 tenements estimated at Rs. 1 lakh approximately was constructed in Yard No. 2 at the junction of Delisle Road and Arthur Road. Each tenement consists of 1 room and a kitchen with self-sufficient arrangement of water supply and sanitary arrangements. Allotment of these tenements is being done.

### LICENCE DEPARTMENT.

The number of permits and licences issued during the year was about 38,411 as against 38,080 during the previous year. These permits and licences realised about Rs. 13.40 lacs as fees, as against Rs. 11.67 lacs of the previous year. The outstanding amount of licence fees amounted to about Rs. 1,54,943.00 as against Rs. 3,69,546.00 during the previous year. Out of this outstanding amount, approximately Rs. 1,48,766.00 have been recovered and kept in deposit, which are being adjusted in accounts. Thus the total licence fees will approximately amount to Rs. 14.89 lacs.

### Hawker and Squatter licences.

The total number of hawker and squatter licences issued during the year was 46,347 as against 42,977 issued during the previous year. The fees realised were about Rs. 4.10 lacs as against Rs. 4.33 lacs for the previous year.

### Sky-Signs and Advertisements.

The total number of permits issued for exhibiting sky-signs and other advertisements was 3,956 which realised Rs. 5.11 lacs as revenue, while the corresponding figures for the previous year were about Rs. 3,566 and Rs. 4.73 lacs respectively. The ground rent recovered for advertisement sites was about Rs. 1,10,737. An amount of Rs. 5,282 received for ground rent is lying in deposit, and the same is being adjusted.

During the year, the Licence Department instituted 3,530 prosecutions for the offences under Sections 394, 412-A, 328 and 328A of the Bombay Municipal Corporation Act, as against 2,964 prosecutions in the previous year. The total amount of fines inflicted was Rs. 24,149 as against Rs. 22,830 in the previous year.

## SHOPS AND ESTABLISHMENTS DEPARTMENT.

**Registration.**—The total number of establishments in the City as on 31st March 1960 stood at 1,06,050 as against 1,04,658 on 31st March 1959 and the Registration fees, etc., amounted to Rs. 14,393.14 as against Rs. 13,010.94 for the preceding year.

**Inspections and Prosecutions.**—During the year under report, 59,158 visits were paid to the various establishments and 1,482 complaints were received, in addition to 28 complaints which were pending during the previous year. Investigations in respect of 1,469 complaints were made and with a view to enforcing the provisions of the Shops and Establishments Act more effectively, 432 mass raids were held. Of the 1,055 prosecutions pending at the close of the previous year and 5,332 launched during the year under report, 4,801 resulted in convictions and fines totalling Rs. 1,75,110.

**Grant-in-Aid.**—Grant-in-Aid of Rs. 1,70,945 was received from Government for the year 1959-60 for meeting part of expenditure incurred during the year 1958-59, while Rs. 13,010.94 were realised by way of registration, etc., fees during the same year (1958-59). The actual expenditure incurred on the administration of the Shops and Establishments Act and the Payment of Wages Act, during the year 1959-60 was Rs. 2,34,459.16 (exclusive of Provident Fund, leave contributions and supervision charges).

## PAYMENT OF WAGES ACT, 1936.

During the year under report, 300 complaints in respect of the Payment of Wages Act were received, of which 209 disputes between employers and employees were brought to amicable settlement. It did not become necessary for the department to file any cases before the Authority under the Payment of Wages Act. In 2 cases out of the complaints received in this department, the complainants had themselves filed their petitions before the Authority under the Payment of Wages Act. In 54 cases, investigations revealed that they were either fictitious or had no sufficient evidence, documentary or otherwise, to facilitate action. 28 complaints were found to be either falling outside the purview of the Act or informations furnished by the complainants were incomplete.

## THEATRE TAX.

The Corporation by their Resolutions Nos. 1326 dated the 29th January 1959, 1351 dated the 29th January 1959 and 1368, dated the 29th January 1959, continued the levy of Theatre Tax for the year 1959-60. There were in all 37 Class I and 21 Class II Cinema Theatres in the City. Theatre Tax was also recovered in respect of various dramas, dances, variety entertainments, etc., held at various halls, theatres and other places in the City, wherever admission was on payment of charges. Exemptions from payment of Theatre Tax were granted to such cinema shows, performances, etc., as were held in aid of bonafide charities or where proceeds were directed towards advancement of cultural or educational activities and exempted from payment of Entertainments Duty (leviable under the Bombay Entertainments Duty Act, 1923) by the Commissioner of Police.

The total income realised by way of Theatre Tax during the year under report was Rs. 6,76,288.85 as against the expenditure incurred *viz.*, Rs. 17,786.76 only.

The total income of the department during the year under report was Rs. 6,90,681.99 comprising of (1) Registration etc., fees Rs. 12,333.62, (2) Miscellaneous Receipts Rs. 2,059.52 and (3) Theatre Tax Rs. 6,76,288.85.

### MARKETS AND SLAUGHTER HOUSES

The total income from the Markets and Slaughter Houses was 43.20 lakhs as against 40.26 lakhs in the preceding year.

The number of Municipal Markets in the year was 22 including the squatter area at Parel Village. The total receipts from the stallage charges, squatter fees, scale shed fees and licence fees etc., amounted to Rs. 28.63 lakhs as against 26.77 lakhs in the preceding year while the net receipts amounted to Rs. 18.52 lakhs as against Rs. 18.87 lakhs in the preceding year.

The average percentage of vacant stalls per quarter was 2.74 as against 4.36, 7.45 and 7.45 respectively in the preceding three years.

The number of private markets during the year was 20 while the number of outside meat shops was 189. The licence fees realised therefrom were Rs. 26,638 and Rs. 13,943 respectively.

The total quantity of unwholesome food such as fish, fruits, vegetables, etc., and the contraband meat seized and destroyed was 8,35,494 lbs. as against 5,16,320 lbs. in the preceding year. In all 2,123 seizures were effected for illicit slaughter and prosecution instituted resulting in conviction of 244 persons and recovery of fines amounted to Rs. 8,704. The amount realized by selling the seized animals and skins etc., by auction was Rs. 1,124. The amount realized by way of penalty for importing animals into the city without permits was Rs. 929.

The Slaughter, removal and other fees realised at the Bandra Slaughter Houses, together with the slaughter fees etc., at the Delisle Road Sheep Market and the Pigs Slaughter Houses amounted to about Rs. 13 lakhs.

### K. E. M. HOSPITAL AND SETH G. S. M. COLLEGE

The K. E. M. Hospital had an accommodation of 630 beds at the close of the last year. Due to the completion of the Female Surgical Ward and Mental Ward and converting a portion of the ground floor, where there was Physical Therapy Department formerly, into an Obstetric Ward, the number of beds increased to 764. All of them could not be brought into use due to lack of trained nurses. One of the major obstacles in getting Nurses was lack of residential accommodation. This has now been overcome by constructing an additional floor over the Nurses Home.

The number of inpatients admitted during the year was 31,052 against 29,595 and 27,208 in the previous two years. Out of the total inpatients (including 866 brought over from the previous year) 8,439 were discharged as cured, 12,387 were relieved and 7,782 either left the hospital against medical advice or otherwise discharged and 2,511 died (excluding 63 still-born children), leaving the balance 799 at the close of the year.

In the maternity section 608 confinements took place of which there were 515 normal deliveries and 93 abnormal ones. There were 5 maternal deaths and 95 infant mortality cases.

The maximum number of inpatients admitted on a single day was 127, and the daily average worked out to 878. The two female wards (Medical and Surgical) and the Orthopaedic wards were the most overcrowded wards in the hospital throughout the year. The average stay of a patient was 10.3 days against 9.79 in the previous year. The total number of outpatients admitted during the year was 2,34,117 against 2,11,380 in the previous year, showing an increase of 22,737. The total outpatient attendance (new and old and Casualty cases) amounted to 7,97,819 in the year, against 7,12,683 in the previous year. The highest outpatient attendance on a single day was 3,930, while the corresponding figures for inpatients and casualty cases were 127 and 245 respectively.

In order to serve the public who attend hospital for treatment after the outpatient hours, a dispensary has been attached to the hospital which works from 3 P.M. to 9 P.M. since January 1960.



During the year 12,716 operations were performed on inpatients and 41,763 on outdoor patients, against 13,577 and 41,167 respectively, during the previous year.

The average cost of inpatient per day was Rs. 10.06 as against Rs. 9.49 during the previous year. Similarly, the average cost per inpatient admission was Rs. 100.10 against Rs. 94.97 and Rs. 94.84 during the two previous years.

An amount of Rs. 74,663.75 was spent out of Poor Box Charity Fund of the Hospital, against Rs. 74,236.01 nP. in the previous year, for supplying costly drugs, injections, blood transfusions and other comforts to the poor and needy patients attending the hospital. Contributions from the public, patients and donations from firms and individuals towards the fund amounted to Rs. 4,400.14 nP. and box collections to Rs. 12,636.63 nP.

The Blood Bank worked satisfactorily. 3,809 samples of blood were issued to patients for which a sum of Rs. 33,508 was paid out of Poor Box Charity Fund. The Indian Council of Medical Reserach have established a Transfusion Unit of the Blood Group Reference Centre of India at this Institution. The unit is helping the Blood transfusion services of this hospital and assisting other hospitals in their problems of blood transfusions and difficult seriological cases. This unit has been maintained wholly by the Indian Council of Medical Reserach.

Out of the nurses trained at this hospital, 35 passed out junior examination and 39 senior examination of the Bombay Nursing Council.

The School Clinic at the hospital treated 19,475 children (Old and New cases) as against 20,548 in the previous year. The total cost of the clinic was about Rs. 48,600 against Rs. 47,500 in the previous year.

Prophylactic Immunization Centre and the Family Health Centre continued their normal work satisfactorily. Due to the closure of the anti-rabic centre situated at Haffkine Institute the attendance of patients at this centre increased enormously. During the year 83,393 patients were treated against 25,689 in the previous year.

During the year Diabetic Centre was started and a systematic campaign for the examination of the public was made. In order to make the public conscious of the prevalence of the disease, a free stall was engaged in the INDIA CAN MAKE IT EXHIBITION. The total number of patients under treatment during the year was 886.

The Family Planning Clinic, started with the aid of Government of India, worked throughout the year. In 661 cases necessary advice was given and the poor among them were provided with contraceptives. 145 Vasectomy operations were performed during the year.

Physiotherapy School and Occupational School worked satisfactorily. 15 students passed diploma examinations of the Physical Therapy School and 14 of the Occupational School during the year. 15 Fresh students were admitted for training in each of the Schools.

Ambulance service was continued during the year and rendered valuable service to the poor patients.

Dr. Jivraj N. Mehta Pharmaceutical Laboratory attached to the hospital manufactured many injectable solutions and carried on analytical work during the year. The working of the laboratory resulted in a saving of approximately Rs. 45,000.

Convalescent Home with 120 beds worked satisfactorily and was a great help in relieving the congestion in the K. E. M. Hospital. In all, 566 Convalescent Patients, transferred from K E. M. Hospital and other hospitals (including 79 patients brought over from the previous year) were treated at the Institution, of which 392 were discharged and 95 were in the wards at the close of the year.

926 employees of hotels and restaurants were referred to this hospital for examination under the scheme of periodical examination of food handlers (sanctioned *vide* Corporation Resolution No. 1928 of 25th March 1957) and after examination 574 were found fit, 105 unfit and the examination of 67 was pending.

The Hospital and College employees' Co-operative Society carried on its work satisfactorily.

## SETH G. S. MEDICAL COLLEGE, PAREL, BOMBAY 12.

During the year under report, 87 fresh admissions were made. Of the 719 students on the roll against 630 in the previous year, 235 were lady students and 226 post-graduate and research students, against 184 and 208 respectively in the previous year. Out of 173 students sent up for Final M.B.B.S. Examinations, 84 passed the whole examination against the corresponding figure of 216 and 107 of the previous year.

Number of male students residing in the Hostel during the year was 147, while the number of lady students accommodated in the Lady Students' Hostel was 42. Income derived from the College and the Hostels by way of tuition fees, hostel rent etc., was Rs. 1,37,555.00 against Rs. 1,48,698.00 and Rs. 1,60,428.00, Rs. 1,86,480.00 in the previous three years, while the total expenditure amounted to Rs. 7,53,536.00 (including payment of Dearness Allowance of Rs. 1,23,931) against Rs. 7,15,319, Rs. 6,13,094 and Rs. 5,80,256 in the preceding three years. The income derived from and the expenditure incurred on the Hostels were Rs. 20,467 and Rs. 47,005 respectively, as against Rs. 16,206 and Rs. 41,837 in the previous year. The gross and net cost per student worked out at Rs. 1,528.47 and Rs. 1,249.45 respectively, as against Rs. 1,691.06 and Rs. 1,339.53 in the previous year. The amount of fees received from the post-graduate students was Rs. 14,925 as against Rs. 14,535 in the previous year.

The different departments of the College and the Hospital in addition to their normal teaching and departmental work, conducted various researches under the auspices of the Indian Council of Medical Research, Council of Scientific and Industrial Research, the K. E. M. Hospital and G. S. M. College Staff Research Society and through the help of some Pharmaceutical firms like Unichem Laboratories, Ciba Pharma Ltd., etc.

Certain members of the Honorary and Professorial staff who went on study tour abroad, visited various important Medical Institutions and have thus acquired further very valuable knowledge in the latest developments in the treatment of patients.

### BAI YAMUNABAI L. NAIR CHARITABLE HOSPITAL.

1. The number of beds available for men, women and children during the year was 336. The total number of in-patients admitted during the year was 19,164 as against 17,474 and 14,735 in the two previous years. Out of the total number of 19,587 in-patients (19,164 admitted during the year under report and 423 previous year's balance) 7,706 were cured, 7,602 were relieved, 2,596 either left the hospital against medical advice or were otherwise discharged and 12,94 died leaving a balance of 389 patients at the end of the year.

The maximum number of in-patients on any single day was 493 and the daily average worked out to 431.07. The average number of days each patient was resident was 8.21 against 8.59 in the previous year. The average cost per patient was Rs. 8.67 against Rs. 7.97 and Rs. 7.15 during the previous two years.

2. The total number of out-patients' attendance excluding casualty patients during the year was 3,18,573 against 2,85,315 of the previous year which gave a daily average of 1,101.29 against 980.29 of the previous year. The highest number of out-patient attendance on any one day was 1,707 as against 1,480 in the previous year.

3. The total number of operations performed on in-patients and out-patients during the year was 6,628 and 7,260 respectively as against 6,183 and 10,749 in the previous year.

4. The Out-patient sections of the Departments of Cardiology, Gastro Enterology and Preventive and Social Medicine continued to work during the year under report.

5. The Poor Patient's Fund continued to provide deserving patients with such needy relief as could not ordinarily be given out of the Municipal Funds. The total amount of collection was Rs. 57,752.87 out of which the amount spent was Rs. 43,370.23 while contributions during the year by way of collections from out-patients and ward boxes amounted to Rs. 18,904.00.

6. The Dr. Bhajekar Municipal Hospital at Khetwadi which was under the administrative supervision of the Dean, K. E. M. Hospital has been taken over by the Charitable Hospital with effect from 1st March 1959.

## TOPIWALA NATIONAL MEDICAL COLLEGE

The College had 317 undergraduate students on the roll at the end of the year out of which 109 were lady students. Besides there were 86 post graduate students including 14 lady students. 72 Students passed at the final M.B.B.S. examination held during the year 1959 and 10 students at the various other examinations.

A total expenditure of Rs. 5,41,440 was incurred during the year as against Rs. 5,06,910 in the previous year. The total income received on account of fees, etc., from the students amounted to Rs. 1,36,151.00 as against Rs. 1,32,970.00 in the previous year.

The total number of students residing in the hostel was 152 including N. H. Dental College students. Arrangements to accommodate the lady students in the Grant Medical College Hostel continued during the year. The total expenditure incurred for the hostel was Rs. 19,540 while the income was Rs. 28,651.

The construction work of the hostel building was completed and the hostel was occupied in July 1959.

The work of new College building was completed during the year.

## THE NAIR HOSPITAL DENTAL COLLEGE, BOMBAY 8

The College has 76 Dental Chairs, 52 Electric Dental Units, 4 well equipped Laboratories, 2 Dental X-Ray Units, 3 Micro-Surgical Units, 2 Nitrous Oxide Apparatus, 6 Microscopes, 1 Cinema Projector, 1 Epidiascope, 1 fully equipped Operation Theatre and other equipment to give dental treatment on modern lines and also provides facilities for teaching dentistry. There were 247 students including 23 lady students on the roll. 44 students including 8 lady students appeared and passed the B. D.S. Degree Examination of the Bombay University. The admission standard for the students is Inter-Science (B-Group) Examination of the Bombay University or an examination equivalent to it and the course extends over four years. The College also runs a Dental Clinic which treats patients at a nominal cost and supplies artificial teeth. The College has also started M.D.S. (Post-graduate) Courses in Dentistry since June 1959 as per Government Scheme approved by the Corporation.

A special department called Speech Therapy has also been started recently for treating the patients for all speech defects.

During the year 77,390 patients were treated as against 64,645 in the preceding year. The total expenditure incurred was Rs. 3,21,950.30 as against Rs. 2,59,850.00 in the previous year; and the total revenue by way of fees from students and patients was Rs. 1,16,245.56 as against Rs. 1,02,727.00 during the previous year.

The College has an Academic Council to look after the academic affairs. There is also an Advisory Dental Board which advises the Dean and the Municipal Commissioner in the policy to be followed by the College and in matters of administration referred to them by the Dean or the Municipal Commissioner.

## LOKMANYA TILAK MUNICIPAL GENERAL HOSPITAL, SION.

The bed accommodation of this hospital was 370 beds. The beds were distributed as 300 for non-paying patients, 50 for paying patients and 20 for B. E. S. T. employees. 22,926 patients were admitted during the year as against 21,561, 20,525 and 18,873 during the preceding three years. The highest number of in-patients on a single day was 507. The daily average number of in-patients was 450.7 as against 426.3, 415 and 405.2 during the preceding three years, which indicates that more and more people are inclined to take treatment at the Institution. The average number of days each patient was a resident was 7.1 as against 7.25, 7.3 and 7.8 during the preceding three years.

The total number of in-patients treated was 23,384 including 458 of the previous year. Out of these 23,384 in-patients, 14,532 were treated for medical and surgical complaints and 8,852 for maternity and gynaec complaints.

The total number of operations performed on in-patients was 8,314 as against 7,793, 7,225 and 5,751 during the preceding three years. The average cost per in-patient on diet per day was Rs. 0.99 as against Rs. 1.04, 0.98 and 1.04 during the preceding three years.

The total number of New out-patients was 1,43,776 with a daily average of 462.3 as against 1,34,030 and 445.2, 1,21,978 and 394.7 and 1,02,146 and 330.5 respectively during the preceding three years. The total number of out-patients attendance was 5.24 lacs with a daily average of 1,687.4 as against 5.79 lacs and 1,925, 4.84 and 1,567.5 and 4.44 lacs and 1,435.2 respectively during the preceding three years. The highest number of out-patients attendance on a single day was 2,823 as against 2,602, 2,508 and 2,413 during the preceding three years. The total number of operations performed on out-patients was 7,862 as against 6,770, 7,355 and 6,986 in the preceding three years. 27,600 accident and other emergency cases were treated in the Casualty Department as against 28,112, 24,261 and 20,553 in the preceding three years.

The Paying Bed Scheme started from 1st September 1951, was working satisfactorily. The number of patients admitted in the general and special rooms during the year was 1,704 as against 1,812, 1,857 and 1,643 in the previous three years. 210 major and 343 minor operations were performed on paying patients as against 272 and 357, 315 and 319 and 259 and 338 respectively during the preceding three years.

The Pathological and Bacteriological investigations in respect of 40,499 in-patients and 52,926 out-patients were carried out in the clinical laboratory of the hospital, as against 44,840, 48,346, 47,556 and 33,567, 27,952, and 32,107 respectively during the previous three years. In addition to these, 459 investigations were carried out on the material received from K. B. Bhabha Hospital during the year 1959. 322 autopsies were performed during the year.

The hospital has a library with latest publications of various branches in modern medical sciences. 29 new books on medical subjects were added to the library during the year under report, bringing the total number of books to 666.

The Poor Box Fund at the close of the year amounted to Rs. 99,901.47 as against Rs. 1,27,370.76 during the last year. A sum of Rs. 55,908.34 was collected from the charity boxes, donations and sale of drugs etc., and the expenditure under Poor Box Fund account amounted to Rs. 83,377.63. A balance of Rs. 99,901.47 remained in the Poor Box Fund at the close of the year.

*Nurses Training Schools:*—15 student nurses were admitted for training in general nursing course and 39 students were admitted for midwifery course. 39 students were sent up for examination in Midwifery and 38 were declared successful.

The hospital is attached to the T. N. M. College for clinical instructions to under-graduate students. The hospital is affiliated to the University of Bombay for post-graduate as well as under-graduate studies. Post-graduate students are admitted for hospital practice on payment of fee of Rs. 15.00 per month.

The staff of the Department of Anaesthesia working in collaboration with the Department of Surgery, E. N. T., Midwifery and Gynaecology gave anaesthesia in 10,538 cases during the year under report.

### GROUP OF T. B. HOSPITALS.

The total number of beds at these hospitals was 458 (270 for males and 188 for females). 200 beds were reserved at the Sarvodaya Hospital, Ghatkopar as against 100 during the previous year. 4 Clinics were attached to these hospitals as against 3 during the last year. The clinics were managed by well-qualified staff and were equipped with appliances necessary for the treatment of the T. B. patients. The total number of patients in the various stages of Pulmonary Tuberculosis treated during the year was 3398 (including 432 of the previous year) as against 3195 during the previous year. Of these 3398, 2345 were discharged as improved, 176 as not improved, 48 as non-tuberculous cases, 179 left prematurely against medical advice, 239 died and 411 remained under treatment at the close of the year. The largest number of admissions during the year was within the age groups of 20—30 years. Mortality figures reveal high incidence in the age groups of 25—35. The death rate for T.B. for the City was 1.0 during the year. 407 operations were performed during the year.

The follow-up of the discharged patients and giving A.P. and P. P. refills were continued at these hospitals as before. The total number of such A.P. and P.P. refills given during the year was nil and 18757 respectively as against 17 and 19,491 during the previous year. There were 157 new admissions to the out-door AP., P.P. refill department during this year as against 485 during the previous year.

The total expenditure incurred during the year on the Group of T. B. Hospitals, Sewri, was Rs. 13.46 lacs approximately as against 12.11 lacs for the previous year. For the 200 beds reserved at the Sarvodaya Hospital, Ghatkopar, the Corporation have to pay to the Managing Trustees of the Hospital Rs. 5 per day per patient. Injections are also supplied by the Corporation for the use of the patients admitted at the Sarvodaya Hospital (*i.e.* for the patients on the reserved beds as aforesaid). The average cost per patient per day treated at the Group of T. B. Hospitals was Rs. 8.67 nP. as against Rs. 7.66 nP. for the previous year.

At the T. B. Isolation Centre, Dadar, 266 new cases were admitted during the year. Including 80 cases from the previous year, 346 cases were treated at the Isolation Centre out of which 142 cases were discharged as improved, 100 cases left prematurely against medical advice, 30 died and 74 remained under treatment at the close of the year.

The Poor Box collections including fees for medical certificates were Rs. 6,350.07 nP., out of which an amount of Rs. 3,710.32 was spent for the benefit of the poor patients and for meeting other expenses. A regular donation of Rs. 100 per month from the British India Steam Navigation Co., Ltd., was continued during this year also. Other sundry gifts such as rice, wheat etc., were received from the Committee on Relief and Gift Supplies, Bombay and His Eminence the Cardinal, through Rev. Ignitius Lobo, Bombay, as gift from people of U. S. A. to the people of India.

## EDUCATION

At the close of the year, there were 3,16,105 pupils in 569 schools and 110 classes in Greater Bombay, the number in the City being 2,29,102 in 379 schools and 47 classes; 68,159 in 148 Suburban Schools and 37 classes and 18,844 in 42 Extended Suburbs schools and 26 classes. The corresponding figures of the previous year were 2,94,632 pupils in 558 schools and 91 classes which was made up of 2,18,746 in 373 schools and 46 classes in the City, 59,023 in 136 schools and 30 classes in Suburbs and 16,863 in 49 schools and 15 classes in Extended Suburbs. It will, thus, be seen that there was a net increase of 21,473 pupils in Greater Bombay during the year. The highest number of rolls was 3,42,562 at the end of July 1959. The average attendance of pupils throughout the year was 2,80,777 (2,06,447 in the City Schools, 58,776 in Suburbs Schools and 15,554 in the Extended Subs. Schools) as against 2,57,944 in the previous year. The total number of teachers in the Municipal schools at the end of the year was 8,503 out of whom 8,195 were ordinary teachers and 308 were Special teachers as against 8,001 teachers out of whom 7,698 were ordinary teachers and 303 were special teachers in the preceding year. Out of 8,195 ordinary teachers, 7,227 were trained as against 6,813 out of 7,698 in the previous year.

The class-room formula which was approved by the Education Committee in August 1953 to determine the number of teachers according to which the number of teachers is fixed according to the number of class rooms in actual use (including rooms used twice in Double session schools) so as to ensure one teacher for each class, was finally adopted as a basis of assigning teachers to schools by the Education Committee under their Resolution No. 501, dated the 6th March 1959.

During the year, the syllabus of studies was divided month by month for the guidance of teachers and for facilitating gradual completion of studies in time, as per schedule. Teaching Aids were supplied to schools in order to make teaching more interesting and attractive. Monthly tests of pupils in Stds. IV to VII and weekly tests of pupils in Stds. I to III were continued to be taken. Double Promotion Examinations were held so as to encourage really extra-ordinary bright pupils.

For the Primary School Certificate Examination held in April 1960, 17,512 pupils from Municipal Schools appeared, out of whom 9,036 pupils were declared successful.

Some of the main factors which hamper, *inter alia*, the progress of pupils were largeness of certain classes, lack of suitable buildings, inadequate facilities to pupils to study at home and economic conditions of parents.

Schools with big class-rooms sometimes had 55 to 60 pupils in a class rendering it unwieldy and unmanageable for the teachers. Thus the standard of education suffers and especially so in case of schools in hired residential premises. The evils of double session, etc., raised the question of adequate accommodation for schools and it is hoped that an exhaustive programme of new building construction which has been taken up will improve the situation to a large extent in a few years.

The number of Municipal owned school buildings at the end of the year was 109 out of which 38 in the City, 45 in the Suburbs and 26 in Extended Suburbs in which 192 schools were housed. 472 schools were housed in rented buildings while 15 in rent-free buildings.

The unsatisfactory condition of rented buildings continued to be a handicap especially for want of proper and timely repairs on the part of the reluctant landlords thereof. Though the Department is alive to the urgency of the problem, which is still required to be done in that direction and it is hoped that better results would be shown in this matter in the next few years.

There were 23 vocational classes in 11 vocational schools which prepare pupils for the Primary School Certificate Examinations with the subject of Craft as one of the Compulsory subjects; Carpentry and Tailoring are also taught in schools besides Sewing, Embroidery, Painting, Book-binding, etc. In all, 5,472 pupils were attending these classes, out of whom about 2,204 pupils received instruction in Carpentry and 1,501 in Tailoring.

The R. C. Urdu Training Institute for Women as well as the Gujarati Training Class and Urdu Training Class started in June 1958 continued to function as usual.

At the close of the year, there were 337 Aided Schools in Greater Bombay (223 in the City, 71 in Suburbs, and 43 in Extended Suburbs) as against 338 in the previous year. The number of pupils in the Aided Schools were 96,461 as against 93,118 in the preceding year. The number of Recognised schools not receiving aids was 75 with 16,214 pupils as against 72 with 14,681 pupils in the previous year.

The total number of teachers in Aided Schools including 495 Special teachers was 3,245 as against 3,187 including 483 Special teachers in the previous year. The amounts of Grants recommended for the payment to the Aided Schools was Rs. 4,58,091 for City and Suburbs and Rs. 53,265 for the Extended Suburbs.

The average cost per pupil calculated on the average number of pupils on rolls in the Aided Schools worked out to Rs. 67.4 for the City-Suburbs and Rs. 47.5 for Extended Suburbs for the year 1958-59. The cost per pupil for the Corporation for the same year comes to Rs. 5.8 for City-Suburbs and Rs. 4.1 for Extended Suburbs.

A revised draft Grant-in-Aid Code, which was prepared and submitted to the Education Committee as mentioned previously is finalised by the Committee and the Corporation and will be put into force after the sanction of the State Government is received.

Physical Education was imparted in almost all schools on the lines of the curriculum laid down by the State Government with suitable modifications. The number of pupils taking Physical Education in Municipal Schools was 3,10,633. Mass Drill Displays were held at five centres—3 in the City, 1 in the Suburbs and 1 in the Extended Suburbs—wherein about 7,000 pupils participated. Annual Sports were also held as usual. To train the teachers in Physical Education, Physical Training Class was conducted at Gilder Tank with 80 teachers joining it.

The National Discipline Scheme made good progress during the year. The centre at Bandra was shifted to Parel. Two grand demonstrations were held—one at Dongri and the other at Parel, exhibiting the Physical feats, by the pupils undergoing the training.

The Municipal Boy Scout and Girl Guide Associations continued their activities vigorously as before. The usual activities such as week-end Camps, Social work, were carried out during the year. The National Scout Week, Annual Scout Sports and Rally, Patrol Leaders' Training Camp were also held as usual. A training-cum-Conference of District Commissioners and Hon. Secretaries of Local and District Associations of Bharat Scouts and Guides was held in July 1959.

During the year, the Central Library for teachers contained 19,288 books and a good number of teachers took advantage of the same. The daily average attendance in the Library was satisfactory. The School Health Service under the Executive Health Officer was continued as before for the benefit of children of Municipal Primary Schools. Medical Examinations of 77,402 pupils in the City and 13,824 pupils in Suburbs was taken by the Medical Inspection Department. Certified undernourished children were continued to be given 6 oz. toned Pasteurised milk in a sealed bottle along with snack.

Various extra-curricular activities such as Vacation Libraries during the Summer Vacation, Celebration of Sharad Utsav, Excursions, etc., were carried on as usual.

During the year, elocution competitions of pupils of Stds. IV to VII in the Schools in A, B, D and P Wards were held and cash prizes were given to the first three winners.

The average yearly cost per pupil in Municipal Schools calculated on the number of pupils on roll was Rs. 72.67 in City-Suburbs and Rs. 49.77 in Extended Suburbs.

The income side of the Education Fund is more or less fixed. The Corporation decided last year to levy the Education Cess to augment the income. With the addition even, the income side of the Budget estimate showed the deficit of Rs. 18,50,522.

Information *re* : the work done by the Reserach Unit is given in the Report of the Reserach Officer, printed separately.

### RESEARCH UNIT

The Research Officer carried out the following studies during the year 1959-60.

(1) A study of the various aspects of the problems arising out of the high incidence of wastage and stagnation was undertaken. The causes of stagnation, the subjects in which children fail at different level relation between age and attainment, relation between wastage and stagnation and other allied topics were under investigation. Out of 6,400 children from 1950 onwards in different years, 2,000 were traced and followed-up. Children enrolled in 1950 and in each successive years from 1953 to 1958 are to be followed up for four to seven years. The sample included about 4,000 Marathi, 1,200 Gujarati 600 Urdu and 600 Hindi speaking children.

(2) On the basis of a Pilot Study another educational survey was conducted to get compulsory age children to school and to ensure regularity in their attendance. The survey covered 21 backward areas from 12 different wards. One teacher for each of the 21 areas was appointed to work in a small population pocket of about 2,000 people. As a result of these efforts 81 per cent. of the non-attending children were brought to school. The Research Unit also followed-up in detail the work in three of these areas namely; Mandvi, Haines Road, Byculla (East) in addition to the two areas already studied under the pilot study 1958-59. The attendance of these children was found to be quite satisfactory. Personal contacts with parents were largely responsible for this.

(3) (a) Intelligence Testing was continued during the year under review, as an aid in the selection and recruitment of primary teachers. About 1,479 candidates (Marathi, Gujarati, Hindi and Urdu) were tested. In addition a comparative study to find out the relation between intelligence score and teaching work was carried out.

(b) To determine the general ability and clerical aptitude of Clerks for selection and recruitment to the clerical posts in Municipal Departments, standardized tests have been devised. This new feature was introduced during the current year. About 1,000 candidates were tested.

(4) The educational implication of short session classes of Standard I was taken up for study. 1,525 children from 20 Municipal Schools from City, Suburbs and Extended Suburbs were given specially prepared tests in Arithmetic, Writing, Reading and Comprehension. An analysis of the data collected is in progress.

(5) The pamphlet in 'Teaching Standard I' prepared by Research Unit will be printed during the current year in four major languages, namely; Marathi, Gujarati, Urdu and Hindi.

(6) The study of effectiveness of free milk scheme in Municipal Schools together with the possibility and usefulness of giving multi-purpose food to children was continued



during the year. Six distinct groups consisting of 3,000 under-nourished children selected from 50 schools in different localities representing different language sides were chosen for the purpose. These 3,000 children are under direct supervision of Doctors of the M.O. Municipal Schools. The object of this study is to find the effect (improvement or otherwise) on the health of under-nourished children in Municipal Schools of three different types of foods *viz*; Milk, Snacks like Chikki and Fruits and Multi-purpose food. This study is under progress.

## PUBLIC HEALTH DEPARTMENT.

**Area and Population.** The vital statistical rates in this report are based on the 1951 Census Population figure, *viz.*, 23,29,020. The mid-year estimated population was 36,33,000. The area of the city is 26.189 square miles (16,751.42 acres) with the population density of 139 per acre.

## VITAL STATISTICS.

**Birth and Death Registration.** 74,391 live-births and 28,527 deaths were registered during the year. The rates of births and deaths per 1,000 of the census population were 31.9 and 12.2 respectively and they were 20.5 and 7.9 per 1,000 of the mid-year estimated population. Still-births totalled 2,968, *i.e.*, 3.98 per cent. of the live births.

**Infant Mortality** numbered 7,711 which was 442 less than in the preceding year. The infantile death rate per 1,000 live births registered was 103.7. Excluding the deaths of out-born infants, the infant mortality rate was 91.9. Diseases of the respiratory system, infantile debility and premature births caused 5,750 or 74.6 per cent. of the infantile deaths.

**Maternal and Child Welfare Service** was rendered through the six municipal maternity homes in the city with their 6 main and 10 subsidiary clinics. Each subsidiary clinic worked two days every week and the six main clinics worked thrice every week. The maternity and child welfare unit at Dharavi was conducted by 2 resident health visitors under the supervision of the medical officer, Cadell Road maternity home. The heavy demand on the bed accommodation caused, as before, some overcrowding of maternity cases during the peak season.

The 24 health visitors of this service paid 49,808 domiciliary visits in their respective districts and conducted 16 confinements at homes during the year, while the medical officers personally visited 3,604 cases.

The number of confinements that took place in the 6 municipal maternity homes having a total of 164 beds was 12,276 *i.e.* 15.9 per cent. of the total confinements in the city during the year.

The city has a total of 2,649 maternity beds in the various institutions, of which 164 *i.e.*, 6.2 per cent. are in the municipal maternity homes.

**B.C.G. Vaccination** was given to 9,243 new-born babies at the 6 maternity homes.

The maternal mortality rate was 1.4 as in the previous year.

**Birth spacing on medical grounds.** The total attendance at the 20 family planning clinics was 9,031. 7,279 women were given advice and were supplied appliances free of charge.

## INFECTIOUS DISEASES.

A total of 9,771 cases of infectious diseases was reported as against 11,294 in the preceding year. Plague and cholera were absent. Smallpox caused 360 attacks (including 20 cases originating in other local areas of India) and 118 deaths, enteric fever caused 2,917 attacks (including 83 cases originating in other local areas of India and 1 imported) and 212 deaths, while diphtheria caused 4,254 attacks (including 217 cases originating in other local areas of India) and 91 deaths.

**Immunization.** During the year, 28,794 persons were inoculated against cholera and 1,59,748 against enteric fever. Primary vaccinations and re-vaccinations



done against small-pox were 71,753 and 3,37,284 respectively, as against 68,003 and 10,75,866 respectively in the preceding year.

**Isolation.** The total number of patients admitted in the City Fever Hospital, Arthur Road, was 24,775. The daily average bed-occupancy was 652.

**Leprosy.** The control of leprosy in the city is exercised through the Acworth Leprosy Home, Wadala. This includes an out-patient clinic, the cost of conducting which is chiefly borne by this municipality. The home has an accommodation for 500 in-patients.

The average daily attendance of patients at the out-patient clinic was 143.3 and the number of new patients treated during the year was 3,082.

**Contact Examination.** 1,534 contacts were examined at their homes and 297 were persuaded to attend the clinic where they were further examined. 53 of the contacts were discovered to have leprosy lesions and 94 who interrupted treatment at the clinic were persuaded to resume treatment. In all, 4,824 domiciliary visits ('first' 659, and 'subsequent' 4,165) were paid by the health visitors during the year. Case detection was also done at the municipal free dispensaries. The seven centres (5 opened on 1-11-1955 and 2 on 1-5-1958) under the Greater Bombay Leprosy Control Scheme including three in the suburbs, continued to function as diagnostic and treatment centres.

**Malaria** was registered as the cause of 2 deaths as against 2 in the previous year and the number of persons treated for 'malaria' at the municipal dispensaries was 'nil' as in the preceding year.

**Tuberculosis** took a toll of 2,306 lives and the death rate of T.B. was 0.99 per 1,000 of population.

**Venereal Diseases.** A total of 19,466 venereal cases was treated (males : 16,897 and females : 2,569). During the year, 24,675 persons attended the two prophylaxis centres. The average daily attendance for treatment and prophylaxis at the clinic was 787.9.

**Medical Relief.** The number of new cases treated at the 27 dispensaries and one mobile dispensary unit was 5,22,725 as against 4,45,095 in the previous year. The total attendance numbered 23,35,378 as against 21,66,815 in the preceding year. Dispensaries for women and children were conducted by three part-time lady doctors at 6 general dispensaries, each thrice a week. The number of new cases treated at these dispensaries was 5,751 as against 7,722 in the preceding year. The total attendance of patients was 68,305.

The Bai Lingubai Eye Dispensary was conducted at Kamathipura along with the Bhoomaya Poshety Ashanol Free Ophthalmic Hospital. The hospital has an accommodation of 12 beds, 6 for males and 6 for females, and also a modest yet well-equipped operation theatre. The total number of new cases treated during the year was 13,590 including 278 in-patients. The total attendance of patients was 99,183.

**Health Education and Propaganda.** This was carried out by the Public Relations Officer, through all modern publicity media. The details are mentioned in that officer's report.

**School Health Work.** In all, 77,402 children, (41,040 boys and 36,294 girls and 68 special cases) were medically examined. Of these, 67,685 were found to have one or more ailments. Of the total defects found, 25.67 per cent. were 'general debility', 23.22 per cent. 'dental defects', 20.97 per cent. 'enlarged lymphatic glands', 14.49 per cent. 'throat trouble', 3.70 per cent. 'skin diseases', 3.38 per cent. 'eye troubles' and a small per cent. 'defective vision', 'defect in nose', etc.

The total number of cases of school children treated at the school clinic at the K. E. M. Hospital was 20,521 out of which 2,389 were new cases and 18,132 repeated cases.

424 sets of emergency outfit were supplied to municipal schools and classes. 207 pupils with errors of refraction were supplied with appropriate pairs of spectacles free of charge. Out of 206 suspected cases of leprosy amongst the school children, 141 cases were declared negative, 50 cases were found to be negative on re-examination, and

15 were found to be positive cases and hence were prevented from attending the schools. 1,068 children suffering from other skin diseases such as scabies, ring-worm, etc., were treated in schools. Talks on different health subjects were given by the school medical officers and school health nurses. 598 children were taken to and treated at the Municipal dispensaries.

A daily free milk feed of 6 ounces of pasteurized toned milk along with snacks was given to 52,140 weak and undernourished children on every school working day, for about 7 months during the year. The scheme could not be put into operation for the remaining period on account of either vacations or non-supply of milk and snacks.

**Food Sanitation.** The number of inspections made during the year by the inspectorial staff of the health department at the premises of milch cattle stables, dairies and milk shops, eating houses, aerated water works and other premises where food is prepared and/or sold was 387, 6728, 18,965, 732 and 6,969, respectively. 1,276 persons importing milk in the city were checked, of whom 156 were found to have no licence and 352 were found carrying milk in cans without covers. Besides, 205 were found with grass rings in their milk vessels, and statutory action was taken against all of them.

Prosecutions were instituted in 21 cases of hawkers found selling milk in streets, without licences. The total number of persons prosecuted for conducting milk shops without licence and those for breaches of the milk-shop licence conditions was 118 against 57 in the previous year. The mobile food-raid squad continued to take samples of milk and food-stuffs by surprise. Prosecutions were launched in respect of 1,346 samples of milk and food-stuffs found adulterated out of the total of 2,354 samples taken by the squad during the year. The mobile squad carried out 3,245 inspections of dairies, milk-shops, eating houses, etc., destroyed 3,560 lbs. of exposed and unwholesome food and instituted prosecutions in 181 cases for exposing food.

**Municipal Laboratory.** 25,824 samples were examined during the year as against 25,652 in the previous year. Of these, 13,596 were examined chemically, 1,683 clinically, and 10,596 bacteriologically. The samples examined chemically included 7,786 of milk and curd, 178 of ghee, 757 of butter, 8 of vegetable products and 3,376 of other articles of food. Out of the samples examined under the Prevention of Food Adulteration Act, 1954, 2,996 samples of milk and curds, 199 of ghee and butter, 150 of oils, 187 of prepared tea and 500 of other food articles were found non-genuine resulting in prosecutions and conviction of the offenders.

### MUNICIPAL PRINTING PRESS.

During the period under report, 248½ Tons of Paper was purchased from the market to meet the requirements of the various departments. The total number of printing jobs executed by the Press were 10,272 and the number of pages printed were 57,808 as against 8,089 and 42,836 pages in the preceding year, those for the B. E. S. & T. Undertaking accounting for 18 and 2,106 pages and 21 and 1,600 respectively.

The total quantity of paper consumed during the year under report was 257½ Tons against 209 and 226½ Tons in the preceding two years.

The transactions of the Press for the year closed with a surplus of \*Rs. 6,927 on the total turnover of Rs. 13.86 lacs against the surplus of Rs. 7,468 and the turnover of Rs. 11.95 lacs and Rs. 10.43 lacs for the previous two years.

The work of implementing the recommendations of Messrs. Ibcon Ltd., on the organisation of the Press continued during the year under report.

The Labour Staff as on 29th February 1960 consisted of 267 workers as against 228 and 227 on the same date in the last two years.

### LEGAL DEPARTMENT.

During the year under report, the Department continued to attend to contested matters and other proceedings in the High Court, City Civil Court, Small Causes Court and Police Courts. During the year, the Department received 9,827 files, addressed 2,238 letters to outside parties or their legal advisers and gave advices on 195 documents. Corresponding figures for the preceding year were 9,273 files, 1,760 letters and 178

\* The figure indicates working surplus. The work is charged on the basis of actual cost. The press does not work with a view to making a profit.

documents. The report contains figures of High Court Suits as well as number of documents such as Conveyances etc., that were completed.

The income by way of costs recovered amounted to about Rs. 24,000 and the expenditure to about Rs. 1,14,472.00.

### LABOUR DEPARTMENT.

*Labour Department.*—During the year under report, there were, 12 Unions of Municipal Employees, with a total membership of about 24,000. The total number of labour staff employed in 8 main departments of the Corporation was 33,408. Labour relations were not satisfactory and there were strikes and stoppages of work. In all 20 Joint Councils were functioning during the year. The Labour Officer dealt among other things 1,788 individual grievances of the Municipal employees of the various Municipal Departments.

*Scholarships and Medical Assistance Schemes.*—Under the Scheme for Scholarship, 301 applications were received for scholarships and 198 scholarships were awarded at a total cost of Rs. 18,500 per annum. 425 applications were received for medical assistance and help to the extent of Rs. 12,000 was given in 353 cases.

*Welfare Department.*—The Welfare Branch of the Department organized recreational, educational and other activities for the benefit of 25,000 municipal workers and their dependents through 26 Welfare Centres. A small Maternity Unit was also conducted for the benefit of the employees living at the Chembur Labour Camp.

*Miscellaneous.*—The Labour Officer also attended to the hearing of day-to-day offence reports of all Municipal Hospitals and Fire Brigade Staff.

### PUBLIC RELATIONS DEPARTMENT

This department in performance of its normal duties disseminated knowledge on health, hygiene, cleaner living and civic sense among the citizens through the recognised and popular publicity media such as posters, leaflets, exhibition stalls, film shows, cleansing campaigns, talks etc. For effecting publicity it released from time to time press notes about all new and additional services and amenities offered by the different municipal departments. Replies to criticism in the local newspapers were given and also general publicity of all the civic departments and services was effected. It helped the Public Health Department in its campaigns against communicable diseases and drives against exposed food. It also participated in various celebrations such as World Health Day, Prohibition Week, Social Education Week, Fire Prevention Week, and R-Day organised by Government, Semi-Government and Social organisations. During annual fairs held in different parts of the City and Suburbs an opportunity was taken for carrying out educative propaganda about health, civic sense and civic services.

### TEST AUDIT DEPARTMENT

Test check of consumable stores, stationery, deadstock and verification of Plant and Machinery etc., in charge of the different Municipal Departments was done during the year by actual visits to 295 offices, sub-offices, depots, chowkies etc., and 214 schools in city, suburbs and extended suburbs.

Investigations were also carried out into 552 cases of various nature such as alleged misconduct, misbehaviour, acts of commission and omission on the part of municipal staff, theft of Municipal property, breaches of provisions of Municipal by-laws, infringement of licence conditions etc. In 64 cases punishments varying from dismissal to mere warnings were meted out to erring employees. 102 cases were filed as the allegations made in the complaints were found false and malicious. In the rest of the cases the departments were asked to take necessary action in the matter.

Miscellaneous proposals such as purchase of furniture and equipment, fixing or revising securities of certain posts, supply of clothing to staff and verification of recoveries of Municipal dues from P. F. Claim etc., were also attended to in 253 cases, 71 Telephone proposals and 136 proposals for writing off unserviceable articles belonging to Municipal offices and schools were also attended to during the year.

## THE BOMBAY CIVIC JOURNAL

The Bombay Civic Journal completed 6 years in March 1960. Besides the Fifth Annual Issue of the Journal published in April 1959, special issues such as Independence Day issue, Divali issue and Republic Day issue were published in August 1959, October 1959 and January 1960, respectively. Efforts are being made to enhance the appeal and utility of the Journal to the general public without departing from the chief objective of the Journal which is the promotion of civic enlightenment.

### MAHATMA GANDHI MEMORIAL OLYMPIC SWIMMING POOL.

For the M. G. M. O. Swimming Pool the year 1959-60 was one of numerous aquatic competitions including National Aquatic Championships for schools and States, Bombay State Championship for juniors and Seniors, University Championship for Collegians, Central Railway Championship for Workshops and so on.

Special time for practice was allowed to the competitors from 5-30 P.M. to 6 P.M. on working days.

In all 15 Polio-crippled children including 3 old cases availed themselves of the facility for swimming exercise provided free of charge at the Pool.

Two educational institutions viz., Christ Church High School, Clare Road, Byculla and Scottish Orphanage High School, Mahim, reserved the Pool for their students on concessional charges of Rs. 100 per month for 2 hours a week.

Private reservation of the Pool was for 266 hours in the year bringing in Rs. 5,740 during the year.

"VII Anniversary Day" of the M. G. M. O. Swimming Pool was observed on 27th April 1959 and the M. G. M. O. Swimming Pool Water Polo League Matches were played at this Pool in February and March 1960 and the successful candidates and clubs were rewarded prizes.

The Pool was given free of charge to the Bombay State Aquatic Association for holding Junior and Senior Aquatic Championship in 1959.

Seven members of the M. G. M. O. Swimming Pool were selected to represent Bombay in Bombay-Colombo Aquatic Meet held at Colombo in 1959. Their expenses were borne by the Corporation.

The Pool was closed for members for annual repairs for 8 days from 28th January 1960 to 4th February 1960 when entire water was changed.

The collection of fees etc., was Rs. 1,24,590 as against Rs. 1,22,916 during the preceding year.

### ORGANIZATION AND METHODS DIVISION

Shri P. C. Pandya was in charge of the O. & M. Division. Sarvashri K. U. Mehta and S. D. Nadkarni assisted him in scrutinising 3,163 Establishment Proposals and 2,325 Miscellaneous References.

In addition to the above, the O. & M. Division also introduced a Scheme of In-service Training for Jr. Clerks since 2nd February 1960 and a Scheme of Supervisory Officers Training mainly in industrial laws and regulations since 3rd March 1960.

### WARD OFFICER'S DEPARTMENT

The Ward Officer dealt with complaints received from the public regarding buildings, drainage, sanitation, water supply etc. These complaints were investigated by the Ward Officer and the Assistant Public Relations Officers by personal visits and extracts of the complaints were sent to the departments concerned for action and report. Similarly defects noticed by the W. O. and his staff in private buildings and in Municipal

services during their daily rounds were also referred to the departments for immediate attention and report. All the complaints and references sent to the departments were closely followed up to assure that they were attended to promptly and satisfactorily. During the year under report 14,485 complaints were dealt with by the department. A complete record of all the complaints was maintained. Cases in which the defects complained of were not satisfactorily rectified were referred to the departments concerned for further action. Serious nuisances were got attended to by sending urgent telephone calls.

### **INDUSTRIAL RELATIONS.**

A notice of strike was served by the Bombay Municipal Subordinate Staff Union demanding revision of grades of the clerical and other employees and on the expiry of the notice period the staff struck work for five days from 4th June 1959 to 8th June 1959. Apart from this strike, there were only demonstrations from other categories of the staff to ventilate grievances about their service conditions.

The Industrial Dispute between the Corporation and the Fire Brigade employees was referred to the Industrial Tribunal Shri I. G. Thakore. The award was published in the Government Gazette of 3rd December 1959.

To resolve individual grievances quickly so that their accumulation may not lead to discontent and industrial disputes, a Grievance Procedure has been introduced.

**M. G. PIMPUTKAR,**  
*Municipal Commissioner  
for Greater Bombay.*

# FINANCIAL

No. A.E.O. 180 of 27-7-1960.

Report from the Chief Accountant on the accounts of the General Municipal Administration, the Improvement Schemes and the Education Fund for the year 1959-60.

## GENERAL MUNICIPAL ADMINISTRATION

The following statement summarises the transactions for the year pertaining to Revenue and the actuals for the preceding year:—

	1959-60			Actuals for
	Budget	Revised	Actuals.	1958-59.
	Estimates.	Estimates.		
	Rs.	Rs.	Rs.	Rs.
Opening Balance	1,02,51,000	1,32,03,176	1,32,03,176	18,16,761
Income	11,92,80,916	12,30,69,991	12,69,48,063	11,09,35,626
Expenditure—				
Budget Estimates	12,08,17,757	12,96,76,298	11,75,56,112	11,23,28,001
	15,36,841 (Deficit)	66,06,307 (Deficit)	93,91,951 (Surplus)	13,92,375 (Deficit)
Balance	87,14,159	65,96,869	2,25,95,127	4,24,386
Add—Recoupment of advance made from the Surplus Cash Balance for purchase of Capital Stores during 1958-59	..	1,772	1,772	1,02,70,279
Total	..	65,98,641	2,25,96,899	1,06,94,665
Reservation for Advance <i>vide</i> para. 3	..	+2,09,266	-1,54,57,107	+25,08,511
Closing Balance	..	87,14,159	68,07,907	1,32,03,176

### 2. The details of reservation for Advances etc:—

	Rs.	Rs.
Increase in—		
Contribution towards Improvements Schemes	.. 85,770	
Capital Stores Balance (still to be recouped)	.. 53,01,003	
Reserve Stores Balance (including Foras Road and Line Suspense Account)	.. 8,87,614	
Miscellaneous Advances, Outstanding	.. 46,82,542	
Renewed Grant	.. 45,00,178	
		1,54,57,107
		Net Increase
		1,54,57,107

### 3. The net unhypothecated Surplus Cash Balance on 31st March 1960 was as under:—

Liabilities	Rs.	Assets.	Rs.
Reserve Stock (including Foras Road Stock and Line Suspense Account).	45,91,230	Surplus Revenue Fund as per Appendix No. 2	.. 3,08,86,609
Capital Stores including Foras Road (to be recouped)	.. 53,01,003		
Advance for Plant & Machinery	.. 23,51,190		
Miscellaneous Advances	.. 1,15,03,394		
Minimum required by Law	.. 1,00,000		
Surplus Cash Balance	.. 70,39,792		
Total	.. 3,08,86,609	Total	.. 3,08,86,609

4. The Opening and Closing Reserve Stores (including Capital Stores) Balances for the year 1959-60 are compared below :—

	Opening Balance.	Closing Balance.	Increase Decrease.
	Rs.	Rs.	Rs.
Serviceable Stores—			
Reserve Stores	33,55,511	43,54,801	+ 9,99,290
Reserve Stores (Foras Road Depot)	2,66,409	1,55,619	— 1,10,790
Line Suspense Account	81,697	80,810	— 887
Capital Stores	2,32,71,289	2,85,72,291	+ 53,01,002
Capital Stores (Foras Road Depot)	27,488	16,422	— 11,066

5. The loan liabilities at the beginning and at the end of the year were as under :—

Outstanding debt on 1st April 1959.	Loans raised during the year.	Repayment during the year.	Outstanding debt on 31st March 1960.
Rs.	Rs.	Rs.	Rs.
39,84,16,872	3,35,57,290	60,84,514	42,58,89,648

The details of the loans raised are as stated below :—

(1) Rs. 3,30,00,000 Being the loan of Rs. 300 lakhs issued at a discount of Rs. 25 with a currency of 12 years at 4 per cent. interest raised by public subscription out of Rs. 500 lakhs loan sanctioned under Corporation Resolution No. 553, dated the 28th August 1959 and C. R. No. Lon. 3259-F-2, dated the 11th September 1959. The provision of Sinking Fund is sanctioned on 20th years basis at  $\frac{3}{2}$  per cent.

(2) Rs. 5,57,290 Being advances from special funds for purchase of Plant and Machinery repayable by annual equated instalments in five years at 4 per cent. interest per annum.

Rs. 3,35,57,290

The repayments during the year were as under :—

(1) Rs. 17,77,645 Repaid to Government on the basis of payment from Revenue in respect of Advances taken from them.

(2) Rs. 25,71,500 Repaid to Debenture holders out of Sinking Fund Investment.

(3) Rs. 17,35,369 Repaid to different Special Funds out of Revenue on the basis of equated payments

Total Rs. 60,84,514

The position of the Sinking Fund is shown below :—

Amount of Fund on 1st April 1959	Interest etc. raised.	Sinking Fund Instalments.	Total.	Withdrawn for payment of loans	Amount of Fund on 31st March 1960
Rs.	Rs.	Rs.	Rs.	Rs.	Rs.
8,42,13,536	32,26,266	1,15,41,923	9,89,81,725	25,71,500	9,64,10,225

The value of securities held in the Sinking Fund Account on the basis of market rates prevailing on 31st March 1960, including accrued interest and Cash exceeded the actuarial amount of the Sinking Fund by Rs. 10,41,085 which is held in the Sinking Fund Account.

6. A detailed comparison between the Budget and Revised Estimates and the actuals will be found in Appendix No. 3. The estimated income for the year was Rs. 11,92,80,916 and Revised Estimate was Rs. 12,30,69,991. The actuals amounted to Rs. 12,69,48,063 resulting in an increase of Rs. 76,67,147 on the Budget Estimates and Increase of Rs. 38,78,072 on the Revised Estimate. The details of increases and decreases are given in Statement 'A'.

7. The position as regards income from General Tax, Water and Halalkhore Tax will be seen from the sub-joined statement :—

	1959-60	1958-59	Increase
	Rs.	Rs.	Rs.
(1) General Tax at 17½ per cent. (including Fire Tax)—			
Total—Collection booked	4,77,42,214	4,19,40,334	
Deduct—Recoveries for previous year	* 87,16,545	68,32,647*	
	3,90,25,669	3,51,07,687	
Add—Outstanding for the year at the close of the year	* 1,93,76,443	1,54,35,911*	
Total ...	5,84,02,112	5,05,43,598	
(2) Water Tax at 3¼ per cent. and water charges by measurements and at compounded rates—			
Total—Collection booked	13,04,22,582	2,47,73,832	
Deduct—Recoveries for previous year	* 1,19,50,838	1,14,29,946*	
Total ...	1,84,71,744	1,33,43,886	
Add—Outstanding for the year at the close of the year ...	* 98,88,495	74,31,516*	
Total ...	2,83,60,239	2,07,75,402	
(3) Halalkhore Tax at 3½ per cent. and for Special services ...			
Total—Collection booked	87,55,141	81,57,777	
Deduct—Recoveries for previous years	* 18,51,760	12,93,591*	
	69,03,381	68,64,186	
Add—Outstandings for the year at the close of the year	* 45,91,926	37,82,292*	
Total ...	1,14,95,307	1,06,46,478	
Net demand on account of Property Taxes inclusive of refunds	9,82,57,658	8,19,65,478	1,62,92,160

\* As supplied by A. & C.

#### TOWN DUTIES.

8. The various articles on which duty was levied at the time of import under the provisions of Section 192(i) of the Bombay Municipal Corporation Act, the amount levied and refunds allowed thereon under Section 195 on their export are shown in Appendix No. 17.

The gross collections for the year were estimated at Rs. 1,09,61,980 the refunds and commission charges at Rs. 20,84,500 and the net revenue at Rs. 88,77,480. The revenue collected and paid into the Municipal Treasury in the year amounted to Rs. 1,21,67,290 and after deducting the amount of Rs. 15,14,281 (on account of refund Rs. 13,51,239 and on account of fees for collection of Rs. 1,63,042 credited to the separate Revenue Head) the net receipts amounted to Rs. 1,06,53,009 showing an increase of Rs. 14,76,721 as compared with the actuals of the previous year.

#### SALE PROCEEDS OF LAND.

9. There was a balance of Rs. 37,801 to the credit of the Land Sales Reserve Fund as on 1st April 1959. The sale proceeds of surplus land during the year amounted to Rs. 6,38,947. This amount being less than Rs. 10 lakhs transfer to the Fund was not made. At the end of the year no surplus land remained available for sale.

#### REVENUE EXPENDITURE.

10. The final sanctioned grants amounted in the aggregate to Rs. 15,11,18,473 as follows :—

	Rs.
Budget Grants	... 12,08,17,757
Unexpended Grants for previous years renewed for expenditure	... 1,48,94,988
Additional Grants	... 1,54,05,728
Final sanctioned grants	... 15,11,18,473

The transfers from one Budget Head to another without affecting the total Budget provision for the year amounted to Rs. 10,00,446.



11. Against the final grants for the year aggregating to Rs. 15,11,18,473 as stated above the actuals amounted to Rs. 11,75,56,112 leaving an unexpended balance of Rs. 3,35,62,361 at the close of the year. Of this a sum of Rs. 1,94,75,169 is being renewed for expenditure during 1960-61 against Rs. 1,49,74,991 in 1959-60 and the balance of Rs. 1,40,87,192 is being allowed to lapse as detailed in Appendix No. 4.

In Statement 'B' details of proposed renewals and savings will be found classified according to the nature of work.

12. The percentage of establishment proper and of labour to the total expenditure for 1959-60 and the previous year are as given below :—

	Percentage to total expenditure during.	
	1959-60.	1958-59.
	Rs.	Rs.
(1) Establishment proper including supervision P.F., Pension etc., and Dearness Allowances ..	15.13	14.40
(2) Labour including, P.F. Pension etc., and Dearness Allowances ..	18.56	19.11

13. The amount of new loan proposed in the Budget for 1959-60 was Rs. 500 Lakhs. The amount was however reduced to Rs. 4.50 lakhs in the revised estimates.

The loan of Rs. 330 lakhs only was raised by public Subscription. No loan was raised internally or from Government during the year. The total amount actually raised to finance the Capital Expenditure including purchase of Plant and Machinery was Rs. 3,35,57,290 as detailed in paragraph 5 above.

Balance of the loan of Rs. 170 lakhs out of the loan aggregating to Rs. 500 lakhs sanctioned for 1959-60 was allowed to lapse.

#### LOAN WORK EXPENDITURE.

14. The opening balance on 1st April 1959 on account of Loan Funds excluding the Trust Fund was Rs. 1,26,78,704. Loans aggregating Rs. 3,35,57,290 were raised during the year. A credit of Rs. 11,067 was received on account of transfer of stores under Capital Stock from Revenue account to Loan works account. The total loan funds available for expenditure during the year were Rs. 4,62,47,061. Out of this an amount of Rs. 1,772 has been reserved for purchase of Capital Stock. Thus the net amount available for expenditure during the year was Rs. 4,62,45,289. The total expenditure incurred during the year amounted to Rs. 2,26,58,609 leaving a balance of Rs. 2,35,86,680 in the loan funds at the close of the year as shown in Appendix No. 9.

15. The following statement compares the expenditure on Capital works with the Budget and Revised Estimates during the last five years.

Year.	Loans and Trust Fund.			Percentage by which actuals fell short of Budget Estimates.	Percentage by which actuals fell short of Revised Estimates.
	Budget Estimates.	Revised Estimates.	Actuals.		
	Rs.	Rs.	Rs.		
1955-56 ..	5,33,59,551	7,69,13,538	4,65,88,965	13	39
1956-57 ..	4,66,68,424	7,80,23,722	3,69,71,911	21	53
1957-58 ..	4,97,20,106	7,56,46,268	2,58,29,745	48	66
1958-59 ..	5,58,22,501	6,50,02,803	2,08,93,500	63	68
1959-60 ..	5,39,58,705	7,57,75,879	2,28,08,696	58	70

16. The following table gives the classification of all the Loan Works under distinctive groups for the purpose of appraising the distinctive character and value to the City in relation to the outlay the allocation of outstanding debt as on 31st March 1960 and the debt charges involved during 1959-60.

	Debt charges for 1959-60.					
	Amount of loan outstanding on 31st March 1960.	Debt interest.	Interest accrued but not paid.	Sinking Fund and repayment.	Bank Com. Misc. Loan charges and Discount and other charges.	Total Debt Charges.
	Rs.	Rs.	Rs.	Rs.	Rs.	Rs.
General Services ..	12,62,45,035	48,48,178	1,82,876	51,36,880	3,20,871	1,04,88,805
Self-supporting services—						
Water Works ..	29,54,92,150	1,02,13,575	6,190	95,42,847	1,64,730	1,99,27,342
Fire Brigade ..	15,86,448	53,721	237	2,02,278	3,194	2,59,430
Markets and Slaughter Houses ..	25,66,015	1,12,302	1,599	1,03,636	9,515	2,27,052
Total ..	29,96,44,613	1,03,79,598	8,026	98,48,761	1,77,439	2,04,13,824
Grand Total ..	42,58,89,648	1,52,27,776	1,90,902	1,49,85,641	4,98,310	3,09,02,629

17. From Appendix No. 10 it will be seen that the book value of investments of the Sinking Funds as on 31st March 1960 amounted to Rs. 9,64,10,225 made up of Rs. 9,64,10,146 being the book value of securities and Rs. 79 in cash with the State Bank of India. Valuing the Municipal and Improvement Trust Debentures at par, the market value of the Sinking Fund Investments held on 31st March 1960 comes to Rs. 9,34,80,794 as shown in Appendix No. 16A. This together with the amount of interest accrued upto 31st March 1960 viz., Rs. 4,57,787 and cash with the State Bank of India of Rs. 79 brings the total amount of Sinking Fund to Rs. 9,39,38,660 and more than covers the amount viz., Rs. 9,28,97,576 which the Sinking Fund should have accumulated upto 31st March 1960. The excess in the Sinking Fund investment account was thus Rs. 10,41,085.

#### INVESTMENTS AND INVESTED BALANCES.

18. The details of investments made during the year are as follows:—

	Amount.	Average No. of days.
	Rs.	
(1) Current Account Deposits	1,76,61,000	33.74
(2) Fixed Deposits	26,60,00,000	126.21
(3) Call Deposits	1,60,00,000	217.96

The interest earned during the year amounted to Rs. 30,30,957 and the details are as follows:—

	Rs.
(1) On current Account Deposits	1,613
(2) On Fixed Deposits	27,05,310
(3) On Call Deposits	2,63,330
(4) On Investments in Public Securities, etc.	60,704
<b>Total</b>	<b>30,30,957</b>

The rates of interest on Surplus monies in Deposits were as under:—

	Average rate during 1959-60 per cent.	Average rate during 1958-59 per cent.	Maximum during 1959-60 per cent.	Maximum rate during 1958-59 per cent.
	Rs.	Rs.	Rs.	Rs.
Current Account	0.10	0.99	..	..
Call Deposits	3.62	4.14	3.87	4.62
Fixed Deposits	3.54	4.21	4.25	4.62

The average rate of interest on all deposits was 3.49 per cent. as against 4.16 per cent. in the preceding year.

#### RESERVE STOCK.

19. The opening balance and the receipt of General Stores during the year as per books maintained in this office were Rs. 33,55,511 and Rs. 25,20,195 respectively and the issues amounted to Rs. 15,20,905. The closing balance of General Stores was therefore Rs. 43,54,801 i.e., more Rs. 9,99,290 than the opening balance.

The balances of General Stores in charge of the Controller of Stores are compared below for the last five years:—

	Rs.
Balance at the close of 1955-56	17,07,943
Balance at the close of 1956-57	23,28,504
Balance at the close of 1957-58	28,05,358
Balance at the close of 1958-59	33,55,511
Balance at the close of 1959-60	43,54,801

The outstanding balance on 31st March 1960 according to Controller of Stores is Rs. 7,29,698. The difference of Rs. 36,25,103 is due to adjustments in respect of stores etc., issued by the Controller of Stores to the departments not having been returned by them to this office in time for being adjusted in the accounts of 1959-60. The opening balance and the receipts of General Stores of Foras Road Depot during the year as per this office books were Rs. 2,66,409 and Rs. 1,13,310 respectively and issues amounted to Rs. 2,24,100. The closing balance of General Stores Foras Road Depot was Rs. 1,55,619.

#### CAPITAL WORKS.

The opening balance of Rs. 2,32,71,289 together with the receipts of Capital Stores during the year aggregate to Rs. 3,57,08,208 and the issues Rs. 71,35,917 thus resulting in increase of Rs. 53,01,002 in the closing balance of Capital Stores *viz.*, Rs. 2,85,62,291 compared with opening balance. The opening balance and the receipts of Capital Stores, Foras Depot were Rs. 27,489 and Rs. 5,992 respectively and the issues amounted to Rs. 17,058. Thus resulting in a decrease of Rs. 11,067 in the closing balance of Capital Stores Foras Road Depot *viz.*, Rs. 16,422 compared with the opening balance.

#### STREET IMPROVEMENTS.

20. The provision made in the Revised Loan Works Budget for meeting claims on account of acquisition of set backs was Rs. 4,00,000 (excluding Rs. 1,00,000 earmarked for adding set back land to the roads), the expenditure being Rs. 2,73,032. This leaves a balance of Rs. 1,26,968. After deducting all ascertained time barred claims the undischarged commitments upto 31st March 1960 in regard to set backs already acquired and sanctioned to be acquired amount to Rs. 9,63,193 against which we have a provision of Rs. 5,00,000 (excluding Rs. 1,00,000 earmarked for adding set back land to the roads) in budget for 1960-61. In addition to this further liabilities may be expected on account of further acquisition of set backs that will be sanctioned during 1960-61.

#### LEVELLING, METALLING ETC., PRIVATE STREETS.

21. The expenditure on the improvement of private streets in financed in the first instance from Plant and Machinery Depreciation Fund pending recovery from the house owners.

The following statement shows the figures of advances, sanctioned expenditure incurred and recoveries made during the last five years —

Year.	Expenditure.			Total.	Recoveries inclusive of interest and supervision charges.
	Actual expenditure on work.	Supervision charges.	Interest etc. Advances.		
	Rs.	Rs.	Rs.	Rs.	Rs.
1955-56	21,942	..	19,130	41,072	6,972
1956-57	790	..	20,749	21,539	21,326
1957-58	941	..	20,322	21,263	23,143
1958-59	93,920	..	20,440	1,14,360	25,931
1959-60	25,569	..	25,134	50,703	8,285

Balance of Supervision charges outstanding as on 31st March 1960 is Rs. 38,228.

The amount outstanding on 1st April 1955 was Rs. 3,87,024 Adding Rs. 2,48,936 on account of expenditure incurred during the year 1955-56 to 1959-60 and deducting Rs. 84,785 recovered during the same period, the amount outstanding at the close of the year 1959-60 came to Rs. 5,50,303 (*vide* Appendix No. 6).

#### IMPROVEMENT SCHEMES.

##### General Account.

##### INCOME.

22. The total income for the year amounted to Rs. 1,27,50,737 against Rs. 1,24,06,268 for the previous year showing a net increase of Rs. 3,44,469 *viz.*, (i) Rent and other proceeds of properties Rs. 2,55,972, (ii) Grant-in-Aid for meeting the deficit in the General Account Rs. 8,469, (iii) Miscellaneous receipts Rs. 31,813 and (iv) Contribution from Municipal Corporation Rs. 1,39,773 counterbalanced by decrease of Rs. 91,558 under Interest and profit on investment.

A detailed comparison between the Budget Estimates and actuals will be found in Appendix No. 23

##### EXPENDITURE.

23. The total expenditure for the year aggregated to Rs. 1,24,97,577 as against Rs. 1,24,14,737 for the preceding year showing an increase Rs. 82,840. This is made up of Rs. 92,727 under maintenance of properties and streets Counter balanced by decrease of Rs. 9,887 under Debt Charges. The expenditure of Rs. 1,24,97,577 comprises expenditure of Rs. 49,15,645 under maintenance of properties and streets inclusive of the cost of management and establishment and Rs. 75,81,932 under Debt Charges. Appendix No. 24 gives a comparison between the final grants and actuals for the year.

24. The net surplus for the year amounts to Rs. 2,53,160 as shown in Appendix No. 22.

25. The loan liabilities at the beginning of the year stood at Rs. 14,68,95,030. A loan of Rs. 50 lakhs was raised during the year. The repayment of loan during the year amounted to Rs. 58,67,228 including the amount of Rs. 8,67,228 repaid to Government on the basis of equated payments out of Revenue in respect of Advances taken from them and Rs. 50 lakhs in respect of Rs. 50 lakhs loan raised in 1899. The outstanding loan liabilities at the close of the year thus stood at Rs. 14,60,27,802.

Out of this the amount outstanding on account of Government loans shown in Appendix No. 29 as aggregating to Rs. 7,44,62,802 requires some explanation. All the debentures in respect of loans aggregating Rs. 4,76,00,000 originally raised from Government have now been repurchased according to the approved programme for Sinking Fund Investments. The liability to Government on this account, is therefore, only Rs. 2,68,62,802.

#### CAPITAL ACCOUNT

26. The opening balance on 1st April 1959 was Rs. 16,53,076. During the year under report receipts on account of sale proceeds of lands and buildings amounted to Rs. 29,92,064. A Loan of Rs. 50 lakhs was raised during the year. The total funds available were thus Rs. 96,45,140. The total expenditure incurred amounted to Rs. 58,94,668. The surplus in the General Account for the year amounted to Rs. 2,53,160 was transferred to the Capital Account. The unspent balance at the close of the year stood at Rs. 40,03,632.

#### EXPENDITURE ON SCHEMES.

27. The actual expenditure in-curred during the year on Schemes amounted to Rs. 58,94,668 as against the Revised Estimates of Rs. 1,83,93,173 including Rs. 11,95,372 on account of cost of Management and Establishment.

#### SINKING FUNDS.

28. The position of the Sinking Fund is shown below —

Amount of Fund on 1st April 1959.	Interest etc., realisation.	Sinking Fund Instalment.	Deduct withdrawn for payment.	Amount of Fund on 31st March 1960.
Rs.	Rs.	Rs.	Rs.	Rs.
6,60,53,565	28,81,249	6,66,828	50,00,000	6,46,01,642

From Appendix No. 28 it will be seen that in the books of accounts the Sinking Fund as on 31st March 1960 amounts to Rs. 6,46,01,642 of which Rs. 6,46,01,533 represent the book value of the securities and Rs. 109 in cash with the State Bank of India. Valuing the Bombay Improvement Trust and Municipal Debentures at part the market value of the Sinking Fund investments held on 31st March 1960 comes to Rs. 6,49,85,586 as shown in Appendix No. 30. This together with the amount of interest accrued upto 31st March 1960 viz., Rs. 2,08,314 and cash with the State Bank of India viz., Rs. 109 brings the total amount of Sinking Fund to Rs. 6,51,94,009 against Rs. 5,70,34,870 the amount to which the Sinking Fund should have accumulated upto 31st March 1960. The excess in the Sinking Fund investment account is thus Rs. 81,59,139.

The total amount of loans raised for Improvement Schemes and outstanding on 31st March 1960 comes to Rs. 14,60,27,802 out of this Rs. 2,68,62,802 are borrowed from Government the repayment of which is arranged on the basis of half yearly equated payments. The balance of Rs. 11,91,65,000 represents loans raised by issue of debentures. Out of this Rs. 4,76,00,000 originally borrowed from Government have now been repurchased for Sinking Fund Investments and Rs. 7,15,65,000 from the Public.

29. The gross capital liabilities of the Improvement Schemes stood at Rs. 15,07,86,292 at the close of the year and the assets at Rs. 31,30,67,791 including the book value of lands comprised in Schedule 'W' and 'X' resulting in a surplus of Rs. 16,22,81,499 the details wereof are shown in Appendix No. 25.

#### IMPROVEMENT SCHEMES ACCOUNT

##### SLUM CLEARANCE ACCOUNT.

##### General Account (City and Suburbs).

##### CITY SECTION.

##### INCOME.

30. The total income for the year amounted to Rs. 2,85,240 against Rs. 2,16,220 for the previous year showing a net increase of Rs. 69,020 i.e., Rs. 83,661 under rent and other proceeds of properties counterbalanced by decrease of Rs. 14,641 under interest and profits on investments.

##### EXPENDITURE.

The expenditure for the year amounted to Rs. 5,87,600. This is made up of Rs. 2,29,037 under Maintenance of properties and streets and Rs. 3,58,563 under debt charges resulting in a deficit of Rs. 3,02,360 at the close of the year as shown in Appendix No. 22A which was transferred to Capital Account.

## SUBURBAN SECTION.

## INCOME.

The total income for the year amounted to Rs. 47,831 against Rs. 8,56,336 for the previous year showing a net decrease of Rs. 8,08,505 i.e., Rs. 7,97,656 under contribution from Budget 'D' and Rs. 10,849 under interest and profits on investments.

## EXPENDITURE.

No expenditure was incurred for the Suburbs during the year under report and the surplus for the year amounting to Rs. 47,831 shown in Appendix No. 22B was transferred to Capital Account.

## SLUM CLEARANCE—CITY.

## CAPITAL ACCOUNT.

31. (i) The Opening Balance on 1st April 1959 was Rs. 9,54,140. During the year under report a loan of Rs. 25 lakhs was raised for meeting the expenditure. An amount of Rs. 14,33,203 as grant-in-aid was received from Government. Further sum of Rs. 970 was realised as sale proceeds of surplus land. Thus the total funds available for expenditure were Rs. 48,88,313. The total expenditure amounted to Rs. 22,99,694. The deficit in the General Account amounting to Rs. 3,02,360 was transferred to Capital Account. The unspent balance at the close of the year stood at Rs. 22,86,260.

## SINKING FUND.

(ii) The position of the Sinking Fund is shown below:—

Amount of Fund on 1st April 1959.	Interest etc., realisation.	Sinking Fund Instalment.	Deduct with-drawn for payment.	Amount of Fund on 31st March 1960.
Rs.	Rs.	Rs.	Rs.	Rs.
1,00,386	3,990	99,327	..	2,03,703

From Appendix No. 28A it will be seen that in the books of accounts the Sinking Fund as on 31st March 1960 amounts to Rs. 2,03,703 of which Rs. 2,03,650 represent the book value of the securities and Rs. 53 in cash with the State Bank of India. Valuing the Bombay Improvement Trust and Municipal Debentures at par the market value of the Sinking Fund Investment is held on 31st March 1960 comes to Rs. 2,03,900 as shown in Appendix No. 30A. This together with the amount of interest accrued upto 31st March 1960 viz., Rs. 427 and cash with the State Bank of India viz., Rs. 63 brings the total amount of Sinking Fund to Rs. 2,04,380 against Rs. 2,03,660 the amount to which the Sinking Fund should have accumulated upto 31st March 1960. The excess in Sinking Fund investment account is thus Rs. 720.

## SLUM CLEARANCE—SUBURBS.

## CAPITAL ACCOUNT.

(iii) The Opening Balance on 1st April 1959 was Rs. 22,35,142 as no contribution was made from Budget 'D' the funds available for expenditure were Rs. 22,35,142.

In addition to this an amount of Rs. 47,831 was realised as accrued interest, and after deducting the expenditure of Rs. 4,99,549 the net balance at the end of the year stood at Rs. 17,83,424.

## EDUCATION FUND.

32. (i) The following Statement summarises the transactions for the year pertaining to Revenue and the Actuals for the preceding year.

	1959-60.			Actuals for 1958-59.
	Budget Estimates.	Revised Estimates.	Actuals.	
	Rs.	Rs.	Rs.	Rs.
Opening Balance	19,27,000	19,98,000	19,98,226	16,48,832
Income	2,19,28,343	2,33,30,262	2,20,30,691	2,11,20,593
Expenditure	2,37,78,865	2,53,08,017	2,2541,757	2,04,08,853
	18,50,522 (Deficit)	19,77,755 (Deficit)	5,11,066 (Deficit)	7,11,740 (Surplus)
Balance	76,478	20,245	14,87,160	23,60,572
Reservation for Advances shown below	..	..	-3,41,159	-3,62,346
	76,478	20,245	11,74,001	19,98,226

(ii) Details of reservation of Advances, etc., are —		Rs.	Rs.
<i>Increase in—</i>			
Renewed Grants	..	70,905	
Miscellaneous Advances	..	2,63,048	
			3,33,953
<i>Deduct—</i>			
<i>Decrease in—</i>			
Advances for Plant and Machinery	..		20,794
		Net Increase ..	3,13,159

(iii) The net unhypothecated Surplus Cash Balance on 31st March 1960, was as under —

Liability.		Assets.	
	Rs.		Rs.
Advance for Plant and Machinery	.. 52,141	Surplus Revenue Fund as per Appendix No. 31.	16,12,979
Miscellaneous Advances	.. 3,86,837		
Minimum required by Law	.. 20,000		
Surplus Cash Balance	.. 11,54,001		
Total	.. 16,12,979	Total	.. 16,12,979

(iv) The Loan Liabilities at the beginning and at the end of the year were as under —

Outstanding debt on 1st April 1959,	Loans raised during the year.	Repayment during the year.	Outstanding debt on 31st March 1960.
Rs.	Rs.	Rs.	Rs.
1,10,00,000	50,00,000	..	1,60,00,000

(v) The position of Sinking Fund is shown below, —

Amount of Fund on 1st April 1959.	Interest, etc., realised.	Sinking Fund Instalments.	Total.	Withdrawn for payment of Loans.	Amount of Fund on 31st March 1960.
Rs.	Rs.	Rs.	Rs.	Rs.	Rs.
9,73,260	43,236	4,11,459	14,27,955	..	14,27,955

The value of Securities held in Sinking Fund Account on the basis of market rates prevailing on 31st March 1960 including accrued interest and cash exceeded the actuarial amount of the Sinking Fund by Rs. 33,416 which is held in the Sinking Fund Account.

#### INCOME.

(vi) A detailed comparison between the Budget and Revised Estimates of Income and the actuals will be found in Appendix No. 32. The estimated income for the year was Rs. 2,19,28,343 and the Revised Estimate was Rs. 2,33,30,262. The actuals amounted to Rs. 2,20,30,691 resulting in an increase of Rs. 1,02,348 on the Budget Estimates and a decrease of Rs. 12,99,571 on the Revised Estimates.

(vii) The net increase of Rs. 1,02,348 is made up of Rs. 3,38,034 under Education Cess mainly due to collection of arrears; Rs. 63,611 under interest on Investments of Surplus Moneys due to availability of larger funds for investments; Rs. 3,625 under Contribution from Government due to the higher receipt of Grant for the R. C. Training Institute; Rs. 30,102 under Miscellaneous Revenue counterbalanced by Rs. 3,33,024 under Contributions from Budgets 'A', 'D' and 'F' due to reduced realisations from the General Tax. The Education Cess was levied for the first time in 1958-59 at 1½ per cent. of rateable value on buildings and lands, rateable value of each of which is not less than Rs. 300 per annum and 1 per cent. of rateable value on buildings

and lands, the reatable value of each of which is less than Rs. 300 per annum; but not less than Rs. 75 per annum. The same rate was continued during 1959-60. The position regarding income from this Cess is as shown below —

**EDUCATION CESS.**

	1959-60.	1958-59.	Increase.
	Rs.	Rs.	Rs.
Total Collections booked ..	38,46,134	24,84,940	
<b>Add:—</b>			
Amounts collected in Budgets A, D and F and received in the subsequent year ...	3,88,932	5,98,000	
	<u>42,35,066</u>	<u>30,82,940</u>	
<b>Deduct—</b>			
Recovery for previous year ..	11,88,250	..	
	<u>30,46,816</u>	<u>30,82,940</u>	
<b>Add—</b>			
Outstanding for the year at the close of the year ..	*22,72,801	*14,90,490	
	<u>* 53,19,617</u>	<u>*45,73,430</u>	7,46,187
Net demand on account of Education Cess inclusive of Refunds ..	..	..	..

\* (Figures as supplied by A. & C.)

**EXPENDITURE.**

(viii) The final sanctioned Grants amounted in the aggregate to Rs. 2,58,78,964, as follows:—

	Rs.
Budget Grants ..	2,37,78,865
Unexpended Grants for previous years renewed for expenditure ..	16,20,272
Additional Grants ..	4,79,827
<b>Final Sanctioned Grants ..</b>	<u>2,58,78,964</u>

The transfers from one Budget Head to another without affecting the total Budget Provision of the year amounted to Rs. 2,21,299.

(ix) Against the final grant of the year aggregating to Rs. 2,58,78,964 as stated above, the actuals amounted to Rs. 2,25,41,757 leaving an unexpended balance of Rs. 33,37,207 at the close of the year. Of this, a sum of Rs. 16,96,844 is being renewed for expenditure during 1960-61 against Rs. 16,20,272 in 1959-60 and the balance viz., Rs. 16,40,363 is being allowed to lapse as savings as detailed in Appendix No. 33.

(x) The Savings of Rs. 16.40 lakhs are made up as under —

Rs. 10.23 lakhs under Municipal Schools due to lesser expenditure on Establishment, equipment, repairs, etc.

„ 1.91 lakhs under Pension and Provident Fund as some cases were not received during the year.

„ 1.38 lakhs under Grant-in-Aid to Private Schools.

„ 1.12 lakhs under Supervision and Administration due to Savings under Establishment and Proportionate Charges payable to Budget 'A'.

„ 0.57 lakhs under Medical Inspection of School Children mostly on Establishment.

„ 1.19 lakhs under Educational Activities (Rs. 36), Training Institutes (Rs. 23), New Works (Rs. 16), Debt Charges (Rs. 24), Enforcement of Compulsion (Rs. 4) and Libraries (Rs. 4).

(xi) The percentage of Establishment cost inclusive of expenditure on Dearness Allowance and Provident Fund, Pension, etc., charges to the total expenditure for 1959-60 as compared with the previous year's percent are exclusive of Provident Fund, Pension, etc., Charges are given below —

	Percentage to the total expenditure during	
	1959-60.	1958-59.
	Rs.	Rs.
(1) Establishment ..	76.88	72.30
(2) Labour ..	7.44	7.23

## LOAN FUNDS.

(xii) The Opening Balance on 1st April 1959 on account of Lone Funds excluding the Trust Funds was Rs. 29,29,982. The amount of new Loan proposed in the Budget for 1959-60 was Rs. 40 lakhs. A loan of Rs. 50 lakhs was raised during the year. The total Loan Funds available for expenditure during the year thus amounted to Rs. 79,29,982. The expenditure incurred on Loan Works during the year amounted to Rs. 36,96,913 leaving a balance of Rs. 42,33,069 at the close of the year.

(xiii) The following statement contrasts the expenditure on Capital Works with the Budget and the Revised Estimates during the last 5 years —

Year.	Loans and Trust Funds.			Percentage by which actuals fell short of Budget Estimates.	Percentage by which actuals fell short of Revised Estimates.
	Budget Estimates.	Revised Estimates.	Actuals.		
	Rs.	Rs.	Rs.		
1955-56	42,78,898	31,89,350	6,33,647	85	80
1956-57	57,82,355	46,23,492	5,00,027	91	89
1957-58	67,28,084	76,50,669	32,39,017	52	58
1958-59	70,47,361	82,42,249	28,17,633	60	66
1959-60	85,21,775	94,94,307	37,18,635	56	61

The above figures do not include the amount on account of discount and other charges on the New Loans.

(xiv) From Appendix No. 38, it will be seen that the Book value of investments of Sinking Fund as on 31st March 1960 amounted to Rs. 14,27,955 made up of Rs. 14,27,876 in securities and Rs. 79 in cash with the State Bank of India. Valuing the Municipal Debentures at par, the market value of the Sinking Fund Investment held on 31st March 1960 comes to Rs. 14,49,069 as shown in Appendix No. 41. This together with the amounts of Interest accrued upto 31st March 1960 viz., Rs. 10,603 and Cash with the State Bank of India of Rs. 79 brings the total amount of Sinking Fund to Rs. 14,59,751 and more than covers the amount viz., Rs. 14,26,405 to which the Sinking Fund should have accumulated upto 31st March 1960. The excess in the Sinking Fund Investment account was thus Rs. 33,146.

(xv) The details of investments during the year are as follows —

	Amount.	Average number of days.
	Rs.	
(1) Fixed Deposits	1,86,00,000	106.78
(2) Call Deposits	56,00,000	115.36
Total	2,42,00,000	108.77

The interest earned during the year amounted to Rs. 2,61,867 and the details are as follows —

	Rs.
(1) On Fixed Deposits	1,91,244
(2) On Call Deposits	63,789
(3) On Investments in Public Securities	8,578
	<u>2,63,611</u>

The average rate of interest on Call Deposits was 3.71 per cent. as against 4.09 per cent. in the preceding year. The rate realised on Call Deposits ranged from 3.3/8 per cent. to 3.1/2 per cent. The maximum rate realised on Call Deposits in the preceding year was 4.1/2 per cent. The average rate of interest on Fixed Deposit was 3.80 per cent. as against 4.22 per cent. in the preceding year.

The rate realised on Fixed Deposits ranged from 3.1/2 per cent. to 4.1/8 per cent. The maximum rate realised on Fixed Deposits in the preceding year was 4.9/16 per cent. The average rate of interest on all Deposits was 3.78 per cent. as against 4.18 per cent. in the preceding year.



(xvi) During the year under review, the Corporation on the recommendations of the Wage Structure Committee sanctioned substantial improvement in the pay-scales and other service conditions of the employees. An additional liability to the extent of about Rs. 12 lakhs was estimated on this account with the result that the Budget 'E' was faced with a deficit of about Rs. 7.55 lakhs. The Commissioner had recommended increase in the levy of the Education Cess by 1 per cent. from October 1959. However, the Education Committee instead of approving the proposal for increase in Education Cess by 1 per cent. requested for an additional Special Contribution of Rs. 7.55 from Budget 'A'. The Corporation sanctioned an advance of Rs. 7.55 lakhs against the Contribution payable to Budget 'E' in 1960-61. This advance was not drawn during 1959-60 as the charges for revision of grades could not be booked during the year.

(xvii) The following figures give the actuals of Income and Expenditure for the last five years:—

(000 Omitted)

Year.	Income.	Expenditure.	Surplus (+) or Deficit (-)
			Rs.
1955-56	.. 1,52,55	1,49,72	+2,83
1956-57	.. 1,65,55	1,62,91	+2,64
1957-58	.. 1,71,71	1,77,80	-6,09
1958-59	.. 2,11,21*	2,04,09	+7,12
1959-60	.. 2,20,31 *	2,25,42	-5,11

\* Inclusive of additional Contribution from Budgets 'A', 'D' and 'E' and Education Cess.

During the years 1958-59 and 1959-60, additional Contributions of Rs. 8 lakhs and Rs. 5 lakhs were given from Budgets 'A', 'D' and 'F'. Exclusive of this Contribution, the Surplus of 1958-59 would have been a deficit and the deficit of 1959-60 would have been correspondingly more. Since additional Contributions cannot be expected from Budgets 'A', 'D' and 'F' due to difficult position of those Budgets, the only alternative is to increase the rate of Education Cess for meeting the growing expenditure on Primary Education; and on additional liability as a result of revision of grades of Municipal employees, the expenditure in respect of which has not reflected in the above figures.

G. V. DAMLE,  
Chief Accountant.

Statement 'A' showing main items contributing to the increases & decreases in income for 1959-60.

(Actuals compared with Original Estimates)

Budget Head.	Amount of Increase.	Amount of Decrease.	REMARKS.
	Rs.	Rs.	
1.—General Tax Indirect Taxation and Miscellaneous Revenue—			
A.—General Tax	...	4,70,352	Decrease of Rs. 1,19,576 under tax from Improvement Scheme properties; Rs. 18,541 under tax from Mills; Rs. 3,83,040 from Central Railway counter-balanced by increase of Rs. 50,299 under Tax from Public due to revision of rateable values of properties on account of increase in rent.
B.—Town Duties	17,75,529.	...	Increase of Rs. 7,18,306 under Town Duties through Central Railway; Rs. 1,47,966 under duties through Western Railway; Rs. 9,91,291 through Town Duty Department; and Rs. 2,274 under duties through the Collector, Central Excise due to larger imports counterbalanced by decrease of Rs. 6,54,557 under duties through Bombay Port Trust.
C.—Other Receipts—			
(a) Grant-in-Aid of fees for land, conveyance, Music etc., licenses.	17,616	...	Due to increased number of Licences issued during the year.
(b) Grant-in-Aid in respect of offences against the law.	2,44,542	...	Based on actual realisation of fines by Government in Municipal cases during previous year.
(c) Interest and Profit on Investment of Surplus Loan and other balances.	5,30,957	...	Due to larger balances available for investment.
(d) Interest and Profit on Plant and Machinery Depreciation Fund.	31,241	...	Due to larger balances available for investment.
(e) Miscellaneous	85,010	...	Increase of Rs. 64,132 under Miscellaneous Receipts; Rs. 14,769 under Miscellaneous Fees; Rs. 7,160 under Rent of Buildings and lands counterbalanced by decrease of Rs. 1,051 under contribution from Municipal servants towards Pensions, etc., funds.
(f) Receipts on account of Municipal Journal.	...	11,578	Decrease of Rs. 11,005 under Advertisement due to less number of advertisements; Rs. 592 under sale of Journal counter-balanced by increase of Rs. 19 under Miscellaneous Receipts.
(g) Receipts from Mahatma Gandhi Memorial Olympic Swimming pool.	22,895	...	Increase partly due to increase in the number of hours for private reservation of the pool and partly due to increase in the number of periodical members and their guests and casual swimmers.
D.—Receipts on account of proportionate cost of collection of Education Cess.	72,500	...	New head of account.
2.—Water Works and Other Miscellaneous—			
Water Works Revenue	27,82,646	...	Increase of Rs. 21,00,555 under Water Tax by meter measurement due to more meters being fixed; Rs. 4,23,866 under compounded tax due to recovery of old arrears and increase in building activity; Rs. 70,209 under Rent of Water Meters due to increased number of meters fixed on new connections; Rs. 23,776 under Rent of Buildings and Lands due to new quarters built and allotted to staff during the year and Standard rent charged to some employees. Rs. 1,22,118 under Miscellaneous Receipts due to more quarters being provided with electric energy, recovery of old arrears and increase in fees for testing pipes and fittings and increase in number of permits for Vehar and Tansa bungalows. Rs. 53,687 under Fees for water connections due to increase in number of connections given to private owners, housing societies, Central and Western Railway, State and Central Government housing schemes, etc., counterbalanced by decrease of Rs. 11,565 under Water Tax on rateable value.
4.—Museums and Libraries	...	3,568	Decrease due to the Museum being closed from 6-1-59 to 15-5-59 and 28-1-60 to 10-3-60 for urgent repairs and sale of old news papers and magazines not being effected.
5.—Public Health Department	1,78,186	...	Increase of Rs. 13,201 under Miscellaneous Receipts; Rs. 9,780 under Miscellaneous Fees; Rs. 1,54,743 under Rent of Buildings and Lands due to more number of bhatties lit by stone holders at Dhobiwada; Rs. 713 under sale of rights due to favourable offers for cutting grass in the Cemetery compounds and cutting fruits from fruit bearing trees; Rs. 2,427 under tax on Dogs due to more licences issued; counterbalanced by decrease of Rs. 2,678 under Grant-in-Aid for free supply of spirituous Medical preparations based on actuals.
6.—Medical, Relief and Education	1,36,570	...	Increase of Rs. 19 under interest realised on donations, Rs. 22,007 under Miscellaneous Receipts; Rs. 34,597 under Miscellaneous fees; Rs. 4,228 under Rent of Buildings and Lands; Rs. 16,968 under interest realised on Hospital Fund; Rs. 1,309 under interest on K. E. M. Hospital and G. S. M. College Equipment Fund; Rs. 15,741 under receipts from T. N. M. College due to increase in admission fees, minor fees, practical charges and post-graduate fees, etc., Rs. 20,369 under receipts from N. H. D. College due to increase in number of students for post-graduate courses; Rs. 4,013 under Receipts from B. Y. L. N. Charitable Hospital; Rs. 35,909 under receipts from L. T. M. G. H. (Sion) due to increase in number of patients from whom bed charges are recovered; counterbalanced by decrease of Rs. 3,493 under receipts from G. S. M. College due to interns being provided with free quarters and decrease in number of students paying for hospital practice; Rs. 6,603 under receipts from K. E. M. Hospital due to rent charged to Indian Cancer Society being discontinued and decrease in number of food handlers coming for medical examination and Rs. 8,500 under Grant-in-Aid from Government in respect of Excise Duty etc., for spirituous articles based on actuals.

Budget Head.	Amount of Increase.	Amount of Decrease.	REMARKS.
	Rs.	Rs.	
7.—Street, Cleansing and Conservancy etc.	20,480	...	Increase of Rs. 36,879 under Tax for Special service due to increase in functions and festival constructional works; Rs. 3,324 under sale of rights due to favourable offers; Rs. 1,05,423 under Miscellaneous receipts due to increase in the conservancy service rendered to trading concerns for removing trade refuse; Rs. 10,256 under Miscellaneous fees; Rs. 34,336 under Rent of Buildings and Lands due to increase in letting Municipal properties and construction of new quarters; counterbalanced by decrease of Rs. 1,69,738 under tax on rateable value.
8.—Roads, S. W. Drains, etc.	9,38,080	...	Increase of Rs. 4,00,873 under Wheel Tax on private conveyances due to increase in the number of vehicles; Rs. 19,606 under Ground rent from private parties due to recovery of old arrears; Rs. 5,02,192 under Miscellaneous Receipts Rs. 33,540 under Miscellaneous fees; Rs. 5,152 under Rent of Buildings and lands and Rs. 35 under Interest realised on Donations counterbalanced by decrease of Rs. 23,318 under Wheel Tax on public conveyances due to decrease in number of hack victorias etc.
9.—Mechanical	8,238	...	Due to increase in Miscellaneous Receipts.
10.—Buildings, Land Acquisition and Management.	5,90,341	...	Increase of Rs. 4,27,976 under Sale Proceeds of Surplus Land due to more adjustments towards indemnity money; Rs. 44,556 under Rent of Buildings; Rs. 10,424 under ground rent due to recovery of part arrears; Rs. 1,07,385 under Miscellaneous receipts due to more auction sale of stall boards, projections, sale of notice forms and Bye-laws, etc., and unauthorised stall boards being regularised during the year.
11.—Fire Brigade	24,882	...	Increase of Rs. 23,271 under Tax from Public; Rs. 12,698 under tax from Mills and Rs. 8,086 under Miscellaneous Receipts due to more calls for hire of Ambulance and more operations relating to pumping out water counterbalanced by decrease of Rs. 4,054 under tax from Improvement Scheme properties and Rs. 15,120 under Tax from Central Railway.
12.—Licensing, Removal of Encroachment etc.	5,59,062	...	Increase of Rs. 99,669 under License for dangerous and offensive trades due to increase in the number of licenses issued and justment of old arrears; Rs. 30,017 under licenses for squatters and fees for removal of encroachments due to adjustment of old arrears; Rs. 4,945 under Grant-in-Aid from Government for administration of Shops and Establishment Act due to larger amount of fines inflicted; Rs. 334 under Registration fees due to more Establishments being registered during the year; Rs. 559 under Miscellaneous Receipts due to more extracts of Shops and Establishment Act and Form 'A' being sold; Rs. 13,471 under Miscellaneous Receipts due to adjustment of old arrears; Rs. 2,94,516 under fees for Advertisements due to increased number of advertisement permits being issued and Rs. 1,15,551 under Receipts from Theatre Tax due to increase in the number of daily shows, opening of a new Theatre at Naigaum Road and increase in the number of stray performances.
13.—Gardens and Open Spaces	42,327	...	Increase of Rs. 5,362 under Miscellaneous Receipts due to more number of trees cut on behalf of private parties; Rs. 2,814 under Rent of Building and Lands due to recovery on account of harbouring of outsiders with resident employees; Rs. 9,258 under Rent of open air theatre due to engagement of the theatre by public on more occasions; Rs. 14,467 under Receipts from Victoria Gardens due to revision of fees for the use of grounds and Rs. 10,426 under Receipts from other gardens.
14.—Markets and Slaughter Houses	...	50,071	Decrease of Rs. 13,852 under Stallage charges due to lesser receipts; Rs. 1,26,708 under Miscellaneous Receipts due to less imports of fruits, liver and animals etc.; Rs. 1,240 under cold storage fees due to fall in receipts, Rs. 50,941 under License fees from private market owners due to fixation of License fees being decided late and certain deposit amounts not being adjusted during the year, counterbalanced by increase of Rs. 632 under squatters fees, Rs. 36,626 under Fair ground and feeding fees due to more animals brought at Fair grounds; Rs. 98,788 under Slaughter fees due to more animals slaughtered at Bandra Slaughter House, and Rs. 6,624 under rent of buildings and lands due to more sites given for advertisement boards.
15.—Contributions from Capital Funds..	1,44,277	...	Due to increase in the expenditure on Capital Works.
16.—Extra-ordinary Receipts	5,439	...	Due to availability of larger balances for investments in Net Premia Fund.
17.—Rebate from Government on account of collections of U. I. P. Tax in the City.	...	7,814	Based on actual amount of tax collected.
18.—Transfer from the B. E. S. & T. Fund.	212	...	Due to increased amount receivable from B. E. S. & T. Undertaking under Section 460LL(1)(d) of the B. M. C. Act.

## Summary of Increases and Decreases in Income compared with the Budget Estimates.

(000 Omitted)

			Increase.	Decrease.
	Rs.	Rs.	Rs.	Rs.
<b>General Tax—</b>				
From Public	+ 50	...		
From Improvement Scheme Properties		...	—1.20	
From Mills		...	— 19	
From Central Railway		...	—3.82	
			<u>—5.21</u>	4.71
Town Duties		...	17.76	
Grant-in-Aid of the fees for Land conveyance, Musicelte		...	18	
Grant-in-aid in respect of fines for offences against the law		...	2.45	
Interest and Profits on investments of surplus Loan and other balances		...	5.31	
Interest and profit on Plant and Machinery Depreciation Fund		...	31	
Miscellaneous		...	85	
Municipal Journal		...		12
M. G. M. O. Swimming Pool		...	23	
Receipts on account of proportionate cost of collection of Education cess		...	73	
Water Works		...	27.83	
Museum and Libraries		...		4
Public Health		...	1.78	
Medical Relief and Education		...	1.37	
Street Cleansing and Conservancy		...	21	
Roads, S. W. Drains, etc.		...	9.38	
Mechanical		...	8	
Buildings, Land Acquisition etc.		...	5.90	
Fire Brigade		...	25	
Licensing and Removal of Encroachments		...	5.59	
Gardens and Open Spaces		...	42	
Markets and Slaughter Houses		...		50
Contribution from Capital Funds		...	1.44	
Extra Ordinary Receipts		...	5	
Rebate from Government		...		8
<b>Total</b>		...	<u>82.12</u>	<u>5.45</u>
<b>Gross Increase</b>		...	<u>82.12</u>	
<b>Gross Decrease</b>		...		<u>5.45</u>
<b>Net Increase</b>		...	<u>76.67</u>	

Statement 'B' showing the analysis of amounts to be renewed for expenditure in 1960-61 and amounts of savings out of the grants for 1959-60 after allowing for renewal under different Service Heads  
(000 Omitted)

Budget Head.	Establishment, Supervisory and Labour including P. F. Pension etc. and D.A.	Stores and Materials.	New Works, Special Repairs, etc.	Debt Charges.	Specific Items.	Miscellaneous.	TOTAL		Grand Total.
							A	B	
	Rs.	Rs.	Rs.	Rs.	Rs.	Rs.	Rs.	Rs.	Rs.
I.—General Supervision, Collection of Revenue, etc.	A 8.27 B 3.78	5 1	1.90 96	31 55	... ...	44 1.90	10.97 ...	... 7.20	
II.—Water Works	A 4.55 B 1.66	... ...	6.33 3.37	5.56 13.52	... ...	12.05 8.47	28.49 ...	... 27.02	
III.—Contribution to Education Fund under Section 126(e) of the Bombay Municipal Corporation Act	A B	(See under XV.—	Contribution 'C')						
IV.—Museum & Libraries etc.	A 9 B 32	... ...	2 2	... ...	... ...	2.28 11	2.39 ...	... 45	
V.—Public Health Department	A 2.11 B 2.93	54 34	1.44 12	19 12	... ...	2.84 92	7.12 ...	... 4.43	
VI.—Medical Relief & Education	A 7.21 B 10.47	2.87 1.57	8.66 2.80	2.14 1.77	11.69 6.52	20.10 5.90	52.67 ...	... 29.03	
VII.—Street Cleansing and Conservancy, etc.	A 9.18 B 7.97	1.99 64	9.82 10.00	1.63 4.11	... ...	14.58 6.01	37.20 ...	... 28.73	
VIII.—Roads, S. W. Drains and Public Lighting	A 1.31 B 1.44	... ...	8.25 10.24	61 3.35	... ...	24.58 10.41	34.75 ...	... 25.44	
IX.—Mechanical ...	A 44 B 41	14 1	1.21 52	1 33	... ...	21 8	2.01 ...	... 1.35	
X.—Buildings, Land Acquisition and Management.	A 1.34 B 2.02	... ...	73 2.81	1.00 19	... ...	1.55 1.63	4.62 ...	... 6.65	
XI.—Fire Brigade	A 1.98 B 13	55 39	1.15 19	1 92	... ...	1.19 95	4.87 ...	... 2.58	
XII.—Licensing, Removal of Encroachment, etc.	A 45 B 1.01	... ...	12 3	... 23	... ...	29 12	86 ...	... 1.39	
XIII.—Gardens and Open Spaces.	A 13 B 99	1 ...	2.20 55	13 2	... ...	67 30	3.14 ...	... 1.86	
XIV.—Markets and Slaughter Houses.	A 97 B 1.53	29 ...	2.01 71	4 47	... ...	2.35 8	5.66 ...	... 2.79	
XV.—Contributions to—									
(a) Budget 'B'	A B	... ...	... ...	... ...	... 45	... ...	... ...	... 45	
(b) Budget 'D'	A B	... ...	... ...	... ...	... ...	... ...	... ...	... ...	
(c) Budget 'E'	A B	... ...	... ...	... ...	... 1.09	... ...	... ...	... 1.09	
(c)(i) Fines Fund	A B	... ...	... ...	... ...	... 28	... ...	... ...	... 28	
(ii) Welfare Fund	A B	... ...	... ...	... ...	... 13	... ...	... ...	... 13	
Total A	38.02	6.44	43.84	11.63	11.69	83.13	1,94.75	...	
Total B	34.66	2.96	32.32	25.58	8.47	36.88	...	1,40.87	
Grand Total	...	...	...	...	...	...	...	...	3,35.62

A—Renewals.  
B—Savings.

## APPENDICES

## MUNICIPAL ACCOUNT.

- No. 1.—General Financial Statistics.  
 No. 2.—Statement of Surplus Revenue Fund for 1959-60.  
 No. 3.—Statement showing the Income realised during 1959-60 as compared with estimates for the year as also with the actuals for the preceding year.  
 No. 4.—Statement showing the expenditure during 1959-60 as compared with the Final sanctioned grants.  
 No. 4A.—Statement showing details of Expenditure incurred on New Works during the year ending 31st March 1960.  
 No. 4B.—Statement showing Expenditure under Establishment, Dearness Allowance and Provident Fund, Pension etc. charges for the year 1959-60.  
 No. 5.—Balance Sheet (Revenue) as at 31st March 1960.  
 No. 6.—Statement of Special Funds for 1959-60.  
 No. 7.—Balance Sheet (Capital Funds) as at 31st March 1960.  
 No. 8.—Block Account, showing details of Capital Expenditure upto 31st March 1960.  
 No. 9.—Statement showing (1) the total amount of Municipal loans raised, (2) the expenditure incurred there against and (3) the invested balance of the loans on 31st March 1960.  
 No. 10.—Statement showing the actual investment on account of the Sinking Fund of different Municipal Loans upto 31st March 1960 compared with the amounts which should have accumulated upto that date on the basis of the fixed instalments and the sums set aside as Sinking Fund as at 31st March 1960.  
 No. 11.—Statement showing outstanding loans due by the Municipality, the interest outstanding on 1st April 1959 on the different loans, the amount payable for the year 1959-60, the amount paid by the Imperial Bank of India and in office during that year and the balances outstanding on 31st March 1960.  
 No. 12.—Water Works, Income and Expenditure Account, including statement of income realizations for 1959-60 and preceding 5 years from Water supply through meters.  
 No. 12A.—Supplementary to No. 12 Statement showing the quantity of water by meter supplied during 1951-52 to 1959-60.  
 No. 12A.—Water Works Assets and Liabilities.  
 No. 13.—Markets and Slaughter Houses, Income and Expenditure Account for 1959-60.  
 No. 14.—Municipal Printing Press, Income and Expenditure for the year 1959-60.  
 No. 14A.—Statement of Advance of Accounts for 1959-60.  
 No. 14B.—Statement of Advance Accounts out of Special Funds for 1959-60.  
 No. 14C.—Statement of Deposit Accounts for 1959-60.  
 No. 14D.—Statement of Reserve Stores Stock Accounts for 1959-60.  
 No. 14E.—Statement of interest acc. ued but not paid in respect of the Municipal loans outstanding on 31st March 1960.  
 No. 14E(1)—Statement showing details of Debt Equalisation Fund.  
 No. 15.—Statement of amounts of receipts and expenditure respectively, credited and debited to the Municipal Fund during the year 1959-60 and the balance at the credit of the fund at the close of the year 1959-60 (i.e., 31st March 1960).  
 No. 16.—Comparison of Face, Purchase and Market values at 31st March 1960 of the different securities held in the Special Funds.  
 No. 16A.—Comparison of Face, Purchase and Market values at 31st March 1960 of the different securities held in the Sinking Funds.  
 No. 16B.—Statement showing the amount of and the object for which the donations held under Public Monuments Maintenance Fund were received from different parties upto 31st March 1960.  
 No. 16C.—Statement showing the amount of and the object for which the endowments held under Endowments Fund were received from different parties upto 31st March 1960.  
 No. 17.—Statement of Town Duties collected and refunds allowed in 1959-60.  
 No. 18.—Statement of the Income of the Bombay Municipality from 1932-33 to the close of the financial year 1959-60.  
 No. 19.—Statement of the Expenditure of the Bombay Municipality from 1932-33 to the close of the financial year 1959-60.  
 No. 20.—Contracted statement of Income and Expenditure from the year 1932-33 to the financial year 1959-60.

## IMPROVEMENT SCHEMES ACCOUNT.

- No. 21.—General Financial Statistics.  
 No. 22.—General Account for the year 1959-60.  
 No. 22A.—Slum Clearance Account City (General Account).  
 No. 22B.—Slum Clearance Account Suburban (General Account).  
 No. 23.—General Account for 1959-60—Details of Income.  
 No. 24.—General Account for 1959-60—Details of Expenditure.  
 No. 25.—Balance sheet (Capital Account) as at 31st March 1960.  
 No. 25A.—Balance sheet Slum Clearance City.  
 No. 25B.—Balance sheets Slum Clearance Suburbs.  
 No. 26.—Block Account showing Capital Expenditure upto 31st March 1960.  
 No. 26A.—Block Account showing Capital Expenditure upto 31st March 1960 for Slum Clearance City.  
 No. 27.—Statement showing scheduled lands as specified in the Schedules W to Z annexed to Act XIII of 1933.  
 No. 28.—Statement showing the actual investments on account of the Sinking Fund of different Improvement Trust Loans upto 31st March 1960 compared with the amounts which should have accumulated upto that date on the basis of the fixed instalments and the sums set aside as Sinking Fund, as at 31st March 1960.  
 No. 28A.—Statement showing actual investments on account of Sinking Fund for Slum Clearance upto 31st March 1960 compared with the amounts which should have accumulated upto that date on the basis of the fixed instalments and the sums set aside as Sinking Fund, as at 31st March 1960.  
 No. 29.—Statement showing outstanding loans of the Bombay Improvement Trust due by the Municipality, the interest outstanding on 1st April 1959 on the different loans, the amount payable for the year 1959-60, the amount paid during the year and the balances outstanding on 31st March 1960.  
 No. 29A.—Statement showing outstanding loan of the Slum Clearance Scheme (City) Budget 'B' etc.  
 No. 30.—Comparison of Face, Purchase and Market values at 31st March 1960 of the different securities held in the Sinking Fund.  
 No. 30A.—Comparison of Face, Purchase and Market values at 31st March 1960 of the different securities held in the Slum Clearance.

## EDUCATION FUND.

- No. 31.—Revenue Account for the year ended 31st March 1960.  
 No. 32.—Statement showing Net Receipts during the year 1959-60 from all sources as contrasted with the original and Revised Budget Estimates.  
 No. 33.—Statement showing actuals as compared with the final sanctioned grants for 1959-60.  
 No. 33A.—Statement showing details of Expenditure incurred on New Works during the year ending 31st March 1960.  
 No. 33B.—Statement showing Expenditure on Establishment for 1959-60.  
 No. 34.—Revenue Account Balance Sheet as at 31st March 1960.  
 No. 35.—Capital Fund Balance Sheet as at 31st March 1960.  
 No. 36.—Block Account showing details of Capital Expenditure upto 31st March 1960.  
 No. 37.—Statement showing outstanding loan due by the Municipality, the interest outstanding on 1st April 1960 on different loans, the amount payable for the year 1959-60, the amount paid by the Imperial Bank of India and in office during that year and the balances outstanding on 31st March 1960.  
 No. 38.—Statement showing the actual investment on account of the sinking Fund of different Education Loans upto 31st March 1960 compared with the amounts which should have accumulated upto that date on the basis of the fixed instalments and the sums set aside as Sinking Fund as at 31st March 1960.  
 No. 39.—Statement of Advances for 1959-60.  
 No. 39A.—Statement of Deposit Accounts for 1959-60.  
 No. 39B.—Statement of interest accrued but not paid in respect of the Municipal loans outstanding on 31st March 1960.  
 No. 40.—Statement showing the amounts of receipts and Expenditure respectively credited and debited on the Education Fund during the year 1959-60 and the balance at the credit of the fund at the close of the year 1959-60. (i.e., 31st March 1960.)  
 No. 41.—Comparison of Face, Purchase and Market value at 31st March 1960 of the different securities held in the Sinking Funds.  
 No. 41A.—Statement showing the amount of and object for which the endowments held under the Endowment Fund were received from different parties upto 31st March 1960.

## APPENDIX No. 1

## General Financial Statistics

	1955-56	1956-57.	1957-58.	1958-59.	1959-60.
<i>General.</i>					
1. Area of the City (acres)	16,761	16,761	16,761	16,761	16,761
2. Population ...	** 23,29,020	** 23,29,020	** 23,29,020	**23,29,020	**23,29,020
<i>Rates and Assessments.</i>					
3. Rateable value Rs.	25,20,61,126	25,74,42,662	26,64,32,986	27,77,90,591	28,92,71,848
4. Rateable value per head of population.	*Rs. 108-3-7	*Rs. 110-8-7	*Rs. 114=40	Rs. 119-27	Rs. 124—20
5. Properties registered in the Assessment Book	54,527	54,733	55,040	56,091	56,363
<i>Income.</i>					
	Rs.	Rs.	Rs.	Rs.	Rs.
	at 17 per cent.	at 17 per cent.	at 17 per cent.	at 17 per cent.	at 19 per cent.
6. General Tax ...	3,81,49,844	3,87,62,716	4,10,61,749	4,01,61,279	4,58,95,178
7. Income from other sources ...	6,20,79,108	6,60,44,297	6,85,12,729	7,07,74,347	8,10,52,885
Total Income Rs.	10,02,28,952	0,48,07,013	10,95,74,478	11,09,35,626	12,69,48,063
8. Incidence of Taxation per head ...	Rs. 35-13-0	Rs. 37-3-5	Rs. 39=19	Rs. 38=88	Rs. 44-97
<i>Loans.</i>					
	Rs.	Rs.	Rs.	Rs.	Rs.
9. Debt outstanding ...	30,32,72,914	33,41,31,582	36,04,53,335	39,84,16,872	42,58,89,648
10. Redemption and Sinking Funds in hand or invested ...	4,92,92,485	6,13,32,632	7,13,12,298	8,42,13,536	9,64,10,225
11. Net Loan Debt ...	25,39,80,429	27,27,98,950	28,91,41,037	31,42,03,336	32,94,79,423
12. Net Debt per head of population ...	Rs. 109-0-10	Rs. 117-2-1	Rs. 124=14	Rs. 134=91	Rs. 141-47
<i>Expenditure.</i>					
	Rs.	Rs.	Rs.	Rs.	Rs.
13. Water Works—Maintenance ...	43,44,372	44,10,525	59,28,654	72,33,668	82,89,942
Debt Charges ...	1,41,64,868	1,73,96,333	1,77,17,648	1,92,78,502	1,99,27,342
14. Primary Education ...	99,72,443	1,09,37,927	1,11,32,141	1,24,66,295	1,19,79,319
15. Medical Relief ...	79,11,101	91,53,055	93,75,012	1,38,48,740	1,55,89,469
16. Other City services ...	4,79,75,454	4,83,39,406	5,35,93,259	5,01,63,353	5,07,94,752
17. Debt Charges—excluding Water Works...	87,49,646	89,69,901	95,07,349	93,37,443	1,09,75,288
Total Expenditure Rs. ...	9,31,17,884	9,92,07,147	10,72,54,063	11,23,28,001	11,75,56,112

\*\* As per Census Authorities subsequently revised figures.

G. V. DAMLE,  
Chief Accountant,M. G. PIMPURKAR,  
Municipal Commissioner.

**APPENDIX No. 2**

*Revenue Account for the year ended 31st March 1960.*

Particulars		Total		Particulars		Total	
		Rs.	nP.			Rs.	nP.
To Revenue Expenditure as per Appendix No. 4	...	11,75,56,111	68	By Revenue Receipts as per Appendix No. 3	...	12,69,48,063	32
To Balance being surplus for the year	...	93,91,951	64				
		12,69,48,063	32			12,69,48,063	32
To Contribution towards Improvement Schemes during 1960-61	Rs. nP. 48,08,288 00			By Surplus Revenue Fund as at 1st April 1959	Rs. nP. 2,60,80,606 16		
.. Revenue Expenditure to be incurred in 1960-61 and provided for as renewed grants	1,94,75,169 00			.. Surplus for the year	93,91,951 64		
		2,42,83,457	00	.. Revenue of previous year renewed for payment of contribution towards Improvement Schemes during 1959-60	47,22,518 00		
.. Balance being Surplus Revenue Fund as at 31st March 1960 as per Appendix No. 5	...	3,08,86,609	80	.. Revenue of previous years reserved for the year 1959-60	1,49,74,991 00		
		5,51,70,066	80			1,96,97,509	00
						5,51,70,066	80

**G. V. DAMLE,**  
*Chief Accountant.*

**M. G. PIMPUTKAR,**  
*Municipal Commissioner.*

67



## Appendix No. 3

## INCOME

Statement showing the Net Receipts during the Financial Year 1959-60 from all sources as contrasted with the Original and Revised Budget Estimates

Particulars.	Budget Estimate for 1959-60.	Revised Estimate for 1959-60.	Actuals for 1959-60.	Actuals for 1958-59.	Compared with Budget Estimate.	Compared with Revised Estimate
	2	3	4	5	+ Increase - Decrease. 6	+ Increase - Decrease. 7
	Rs.	Rs.	Rs.	Rs.	Rs.	Rs.
<b>1.—General Tax, Indirect Taxation and Miscellaneous Revenue.</b>						
<b>A.—General Tax at 17 per cent.—</b>						
(1) From the Public	3,97,61,910	4,01,26,500	3,98,12,209	3,45,07,796	+ 50,299	- 314,291
(2) From Government	8,15,470	8,15,470	8,15,469	7,29,630	- 1	1
(3) From Port Trust	15,22,950	15,22,950	15,22,952	13,62,641	+ 2	2
(4) From Improvement Schemes Properties	6,86,135	5,91,286	5,66,559	4,51,388	+ 1,19,576	+ 24,727
(5) From Mills	29,08,760	29,08,760	28,90,219	25,09,622	- 1,8,541	- 18,541
(6) From Central Railway	3,83,040	3,83,040	...	3,42,723	- 3,83,040	+ 3,83,040
(7) From Western Railway	2,87,765	2,87,760	2,87,770	2,57,479	+ 5	+ 10
	4,63,66,030	4,66,35,760	4,58,95,178	4,01,61,279	- 4,70,852	- 7,40,582
<b>B.—Town Duties—</b>						
(1) Through Port Trust	36,25,370	27,50,370	29,70,813	27,56,369	- 6,54,557	+ 2,20,443
(2) Through Central Railway	38,61,468	38,61,440	45,79,774	37,12,314	+ 7,18,306	+ 7,18,334
(3) Through Western Railway	18,27,066	19,27,100	19,75,032	19,42,687	+ 1,47,966	+ 47,932
(4) Through T. D. Deptt.	16,36,058	24,36,060	26,27,349	24,33,281	+ 9,91,291	+ 1,91,289
(5) The collector central excise Bombay	12,048	12,050	14,322	11,975	+ 2,274	+ 2,272
	1,09,61,980	1,09,87,020	a) 1,21,67,290	56,62,6	+ 12,05,310	+ 11,80,270
Deduct—Refunds and Commission charges	20,84,500	18,09,500	b) 15,14,281	b) 16,80,338	+ 5,70,219	+ 2,95,219
	88,77,480	91,77,520	1,06,53,009	91,76,288	+ 17,75,529	+ 14,75,489
<b>C.—Other Receipts—</b>						
(a) Grant-in-aid of the fees for Land, Conveyance, Music etc, Licences	10,000	13,000	27,616	13,013	+ 17,616	+ 14,616
(b) Grant-in-aid in respect of fines for offences against the Law...	2,50,000	2,61,950	4,94,542	...	+ 2,44,542	2,32,592
(c) Interest and Profit on Investments of Surplus Loan and other Balances	25,00,000	27,00,000	30,30,957	31,51,506	+ 5,30,957	+ 3,30,957
(d) Interest and Profit on Plant and Machinery Depreciation Fund	90,000	90,000	1,21,241	1,02,001	+ 31,241	+ 31,241
<b>(a) Miscellaneous</b>						
(1) Contribution from Municipal servants towards Pensions etc., Fund	15,000	15,000	13,949	16,163	- 1,051	- 1,051
(2) Miscellaneous receipts	5,00,000	4,55,000	5,64,132	4,54,082	+ 64,132	+ 1,09,132
(3) Miscellaneous fees	42,000	61,700	56,769	61,679	+ 14,769	+ 4,931
(4) Rent of buildings and lands	1,05,780	1,05,780	1,12,940	1,28,901	+ 7,160	+ 7,160
	6,62,780	6,37,480	7,47,790	6,60,825	+ 85,010	+ 1,10,310
(f) Receipts on account of Municipal Journal						
(1) Advertisement	28,000	27,000	16,995	17,133	- 11,005	- 10,005
(2) Sale of Municipal Journal	2,000	2,000	1,407	1,143	- 593	- 593
(3) Miscellaneous Receipt	...	180	19	182	+ 19	- 161
	30,000	29,180	18,421	18,458	- 11,579	- 10,759
(g) Receipts from Mahatma Gandhi Memorial Olympic Swimming Pool.	1,00,000	1,15,000	1,22,895	1,22,916	+ 22,895	+ 7,895
	36,42,780	38,29,620	45,53,462	40,68,719	+ 9,20,682	+ 7,33,842
<b>D.—Receipts on account of proportionate cost of collection of Education cess</b>						
	...	55,000	72,500	...	+ 72,500	+ 17,500
	5,88,86,290	5,97,14,890	6,11,84,149	5,34,06,286	+ 22,97,859	14,69,259
<b>2.—Water Works.—Water Tax and other Miscellaneous Water Works Revenue—</b>						
<b>A.—Water tax—</b>						
(1) On Ratable Value at 4½ percent	64,25,000	63,29,400	64,13,435	51,08,216	- 11,565	+ 84,035
(2) By Measurement per 1,000 gallons	1,97,75,600	2,11,06,600	2,18,76,155	1,77,95,740	+ 21,00,555	+ 7,59,555
(3) Compounded Tax	17,09,125	19,52,990	21,32,991	18,69,876	+ 4,23,866	1,80,001
	2,79,09,725	2,93,88,990	3,04,22,581	2,47,73,832	+ 25,12,856	10,33,591
<b>B.—Other Receipts—</b>						
(1) Rent of Water Meters	2,60,000	3,01,600	3,30,209	2,97,965	+ 70,209	+ 28,609
(2) Rent of Buildings and Lands	29,140	45,400	52,916	45,655	+ 23,776	+ 7,516
(3) Miscellaneous Receipts	2,00,000	2,80,000	3,22,118	2,79,265	+ 1,22,118	+ 42,118
(4) Fees for Water connections	1,30,000	1,30,000	1,83,687	1,27,879	+ 53,687	+ 53,687
	6,19,140	7,57,000	8,88,930	7,50,764	+ 2,69,790	+ 1,31,930
	2,85,28,865	3,01,45,990	3,13,11,511	2,55,24,596	+ 27,82,646	+ 11,65,521
<b>3.—Education (Primary).†</b>						
<b>4.—Museums and Libraries</b>						
<b>A.—Miscellaneous—</b>						
(1) Miscellaneous receipts	9,700	9,600	6,132	8,271	- 3,568	- 3,468
<b>5.—Public Health Department.</b>						
<b>A.—Interest realised on Donations</b>						
	75	75	75	75	...	...
<b>B.—Miscellaneous—</b>						
(1) Miscellaneous receipts	16,000	25,000	29,201	24,800	+ 13,201	+ 4,201
(2) Miscellaneous fees	1,84,000	1,93,000	1,93,780	1,76,908	+ 9,780	+ 780
(3) Rent of Buildings and Lands	1,00,000	2,25,000	2,54,743	97,937	+ 1,54,743	+ 29,743
(4) Sale of rights	1,200	1,200	1,913	1,272	+ 713	+ 713
	3,01,200	4,44,200	4,79,637	3,00,917	+ 1,78,437	+ 35,437
<b>C.—Grant-in-aid from Government for the duty free supply of Spirituous Medical Preparations for the use of Hospitals and Dispensaries</b>						
	3,400	720	722	2,316	- 2,678	+ 2
<b>D.—Tax on Dogs @ Rs. 5 per dog per annum</b>						
	41,000	...	43,427	42,117	+ 2,427	+ 43,427
	3,45,675	4,44,995	5,23,861	3,45,425	+ 1,78,186	+ 78,866
Carried forward Rs.	8,77,70,530	9,03,15,475	9,30,25,653	7,92,84,578	+ 52,55,123	+ 27,10,178

(a) These are net receipts after deducting Commission charges amounting to Rs. 2,95,058.

(b) This is exclusive of Commission charges amounting to Rs. 2,95,058.

## Appendix No. 3—(Contd.)

## INCOME

Statement showing the Net Receipts during the Financial year 1959-60 from all sources as contrasted with the Original and Revised Budget Estimates

Particulars. 1	Budget Estimate for 1959-60.	Revised Estimate for 1959-60.	Actuals for 1959-60.	Actuals for 1958-59.	Compared with Budget Estimate.	Compared with Revised Estimate.
	2	3	4	5	+ Increase - Decrease 6	+ Increase - Decrease 7
	Rs.	Rs.	Rs.	Rs.	Rs.	Rs.
Brought over Rs. ...	8,77,70,530	9,03,15,475	9,30,25,653	7,92,84,578	+ 52,55,123	+ 27,10,178
<b>6.—Medical Relief and Education.</b>	4,100	4,100	4,119	4,116	+ 19	+ 19
A.—Interest realised on donations from the Public ...						
B.—Miscellaneous—						
(1) Miscellaneous receipts ...	17,000	17,000	39,007	43,532	+ 22,007	+ 22,007
(2) Miscellaneous fees ...	10,000	40,000	44,597	22,618	+ 34,597	+ 4,597
(3) Rent of Buildings and Lands ...	2,000	3,500	6,228	3,316	+ 4,228	+ 2,728
	29,000	60,500	89,832	69,466	+ 60,832	+ 29,332
C.—Receipts from Gordhandas Sunderdas Medical College ...	1,76,925	1,72,000	1,73,432	1,62,383	- 3,493	+ 1,432
D.—Receipts from King Edward Memorial Hospital ...	61,600	51,000	54,997	51,116	- 6,603	+ 3,997
E.—Interest realised on Hospital Fund (for Veneral Ward at King Edward Memorial Hospital) ...	50,000	61,000	66,968	64,904	+ 16,968	+ 5,968
F.—Interest on K. E. M. Hospital and G. S. Medical College Equipment Fund ...	1,500	2,500	2,809	2,583	+ 1,309	+ 309
FF.—Interest realised on the Donation from the Establishment of Blood Bank at K. E. M. Hospital ...	1,157	1,157	1,157	1,156	...	...
G.—Grant-in-aid from Government in respect of Excise Duty etc., for spirituous articles ...	1,4000	15,000	5,500	20,887	- 8,500	- 9,500
H.—Receipts from—						
(a) The Topiwalla National Medical College ...	1,20,410	1,22,700	1,36,151	1,20,274	+ 15,741	+ 13,451
(b) Nair Hospital Dental College ...	95,860	1,09,400	1,16,229	10,2727	+ 20,369	+ 6,829
(c) Bai Yamunabai L. Nair Hospital ...	6,330	22,510	10,343	5,792	+ 4,013	- 12,167
(d) Grant-in-aid from Government for the T.N.M. College ...	...	10	6	...	+ 6	- 4
	2,22,600	2,54,620	2,62,729	2,28,793	+ 40,129	+ 8,109
I.—Receipts from L. T. M. G. H. Sion ...	1,41,510	1,47,000	1,77,419	1,47,421	+ 35,909	+ 30,419
	7,02,392	7,68,877	8,38,962	7,52,825	+ 1,36,570	+ 70,085
<b>7.—Street Cleansing and Conservancy, Road Watering and Halalkhora service.</b>						
A.—Halalkhora Tax—at @ 3½ per cent.						
(1) On Ratable Value ...	83,44,000	84,76,000	81,74,262	77,14,342	- 1,69,738	- 3,01,738
(2) For Special Service ...	5,44,000	6,50,100	5,80,879	4,43,436	+ 36,879	- 69,221
	88,88,000	91,26,000	87,55,141	81,57,778	- 1,32,859	- 3,70,859
B.—Other Receipts						
(1) Sale of Rights ...	60,000	1,00,000	63,324	109,983	+ 3,324	- 36,676
(2) Miscellaneous receipts ...	3,37,740	3,30,000	4,43,163	3,31,149	+ 1,05,423	+ 1,13,163
(3) Miscellaneous fees ...	70,000	93,500	80,258	63,331	+ 10,256	- 13,244
(4) Rent of Buildings and Lands ...	45,000	66,000	79,336	65,757	+ 34,336	+ 13,336
(5) From Government in respect of cleansing Government Foreshores in A, D & G wards ...	61,800	61,000	61,800	27,750	...	...
	5,74,540	6,51,300	7,27,879	5,97,970	+ 1,53,339	76,579
C.—Tax on Dogs @ Rs. 5 per dog per annum ...	...	46,500	...	...	...	- 46,500
	94,62,540	98,23,800	94,83,020	87,55,748	+ 20,480	- 3,40,780
<b>8.—Roads, S. W. Drains and Public Lighting.</b>						
A.—Wheel Tax						
(1) Private conveyances ...	45,41,000	48,56,000	49,41,873	44,44,892	+ 4,00,873	+ 85,873
(2) Public conveyances ...	1,78,000	1,92,000	1,54,682	2,06,174	- 23,318	- 37,318
	47,19,000	50,48,000	50,96,555	46,51,066	+ 3,77,555	+ 48,555
B.—Contribution from Government in lieu of Tolls ...	25,000	25,000	25,000	25,000	...	...
C.—Other Receipts.						
(a)—Ground Rent—						
(1) From Private Parties ...	33,600	35,000	53,206	46,987	+ 19,606	+ 18,206
(b)—Miscellaneous—						
(1) Miscellaneous receipts ...	3,00,000	6,00,000	8,02,193	6,33,006	+ 5,02,193	+ 2,02,193
(2) Miscellaneous fees ...	75,000	1,00,000	1,03,541	99,648	+ 33,541	+ 8,541
(3) Rent of Buildings and Lands ...	1,25,000	1,32,500	1,30,152	1,32,464	+ 5,152	- 2,348
	5,00,000	8,32,500	10,40,886	8,65,118	+ 5,40,886	+ 2,08,386
(c)—Interest realised on donations ...	1,884	1,884	1,919	1,916	+ 35	+ 35
	52,79,484	59,42,384	62,17,566	55,90,087	+ 9,38,082	+ 2,75,182
<b>9.—Mechanical.</b>						
A.—Miscellaneous—						
(1) Miscellaneous receipts ...	66,000	68,715	74,238	9,53,94	+ 8,238	+ 5,523
<b>10.—Buildings, Land Acquisition and Management.</b>						
A.—Sale proceeds of Surplus Land ...	2,50,000	3,70,260	6,77,976	10,00,000	+ 4,27,976	+ 3,07,716
B.—Other Receipts—						
(a)—Rent of Buildings ...	3,52,800	3,50,700	3,97,356	2,79,507	+ 44,556	+ 46,656
(b)—Ground Rent ...	3,38,740	3,12,750	3,49,164	2,81,304	+ 10,424	+ 36,414
(c)—Miscellaneous—						
(1) Miscellaneous Receipts ...	20,000	20,000	34,426	19,085	+ 14,426	+ 14,426
(2) Miscellaneous Fees ...	8,00,000	8,25,000	8,92,959	8,25,744	+ 92,959	+ 67,959
	8,20,000	8,45,000	9,27,385	8,44,829	+ 1,07,385	+ 82,385
	17,61,540	18,78,710	23,51,881	24,05,640	+ 5,90,341	+ 4,73,171
Carried forward Rs. ...	10,50,42,486	10,87,97,961	11,19,91,320	9,68,84,272	+ 69,48,834	+ 31,93,359

## Appendix No. 3—(Concl'd.)

## INCOME

Statement showing the Net Receipts during the financial year 1959-60 from all sources as contrasted with the Original and Revised Budget Estimates

Particulars.	Budget Estimate for 1959-60.	Revised Estimate for 1959-60.	Actuals for 1959-60	Actuals for 1958-59.	Compared with Budget Estimate		Compared with revised Estimates	
					+ Increase - Decrease	+ Increase - Decrease	+ Increase - Decrease	+ Increase - Decrease
1	2	3	4	5	6	7	8	9
	Rs.	Rs.	Rs.	Rs.	Rs.	Rs.	Rs.	Rs.
Brought over Rs. ...	10,50,42,496	10,87,97,961	11,19,91,320	9,68,84,272	+69,48,834	+31,93,359		
<b>11.—Fire Brigade.</b>								
A.—Fire Tax at $\frac{2}{3}$ per cent.—								
(1) From the Public ...	15,69,550	15,83,940	15,92,821	15,29,633	+ 23,271	+ 8,881		
(2) From Government ...	32,190	32,190	32,190	32,190	...	...		
(3) From Port Trust ...	60,115	60,120	60,117	60,116	+ ... 2	...		
(4) From Improvement Schemes Properties ...	27,085	23,340	23,031	19,917	- 4,054	- 309		
(5) From Mills ...	1,14,820	1,14,820	1,27,518	1,10,719	+ 12,698	+ 12,698		
(6) From Central Railway ...	15,120	15,120	...	15,120	+ 15,120	+ 15,120		
(7) From Western Railway ...	11,360	11,360	11,359	11,359	...	...		
	18,30,240	18,40,890	18,47,036	17,79,054	+ 16,796	+ 6,146		
B.—Other Receipts								
(1) Miscellaneous receipts ...	35,000	40,000	43,086	50,024	+ 8,086	+ 3,086		
	18,65,240	18,80,890	18,90,122	18,29,078	+ 24,882	+ 9,232		
<b>12.—Licensing, Removal of Encroachments on Public Streets, administration of Shops &amp; Est. Act 1948 and Theatre Tax</b>								
A.—Licence for Dangerous and Offensive Trades ...	12,75,000	12,75,000	13,74,669	12,48,125	+ 99,669	+ 99,669		
B.—Removal of encroachment on Public Streets—								
(a) Licences for Squatters and Hawkers and fees for Removal of Encroachments ...	6,50,000	6,75,000	6,80,017	6,41,934	+ 30,017	- 5,017		
C.—Receipts from the administration of Shops and Establishment Act—								
(a) Grant-in-aid from Government for the Administration of Shops and Establishment Act of 1948 ...	1,66,000	1,71,000	1,70,945	1,59,924	+ 4,945	- 055		
(b) Registration etc., fees ...	12,000	12,000	12,334	14,386	+ 334	+ 334		
(c) Miscellaneous Receipts ...	1,500	1,600	2,059	1,625	+ 559	+ 459		
	1,79,500	1,84,600	1,85,338	1,72,935	+ 5,838	+ 738		
D.—Miscellaneous—								
(1) Miscellaneous receipts ...	6,000	9,500	19,471	37,261	+ 13,471	+ 9,971		
(2) Fees for Advertisements ...	4,20,000	4,20,000	7,14,516	3,98,857	+ 2,94,516	+ 2,94,516		
	4,26,000	4,29,500	7,33,987	4,36,118	+ 3,07,987	+ 3,04,487		
E.—Receipts from the Theatre Tax ...	5,58,000	6,00,000	6,73,551	6,03,526	+ 1,15,551	+ 73,551		
	30,88,500	31,64,100	36,47,562	31,02,638	+ 5,59,062	+ 4,83,462		
<b>13.—Gardens and Open Spaces.</b>								
A.—Miscellaneous—								
(1) Miscellaneous receipts ...	7,000	9,000	12,362	9,364	+ 5,362	+ 3,362		
(2) Rent of Buildings and Lands ...	1,17,000	1,19,200	1,19,814	1,19,317	+ 2,814	+ 614		
(3) Rent for open Air Theatre ...	4,000	6,000	13,258	6,710	+ 9,258	+ 7,258		
(4) Receipts from Victoria Garden ...	25,000	36,000	39,467	35,270	+ 14,467	+ 3,467		
(5) Receipts from other Gardens ...	10,000	20,800	20,426	15,470	+ 10,426	+ 374		
	1,63,000	1,91,000	2,05,327	1,87,131	+ 42,327	+ 14,327		
<b>14.—Markets and Slaughter Houses.</b>								
A.—Miscellaneous—								
(1) Stallage charges ...	13,19,000	13,19,000	13,05,148	12,03,106	- 13,852	- 13,852		
(2) Squatters, fees ...	8,90,000	8,90,000	8,90,632	8,87,459	+ 632	+ 632		
(3) Fair ground and feeding fees ...	3,68,000	3,78,000	4,04,626	3,85,955	+ 36,626	+ 26,626		
(4) Slaughter fees ...	7,00,000	7,10,000	7,98,788	6,94,341	+ 98,788	+ 88,788		
(5) Miscellaneous receipts ...	8,40,000	7,40,000	7,13,292	6,69,652	+ 1,26,708	+ 1,26,708		
(6) Rent of Buildings and Lands ...	42,000	42,000	48,624	47,811	+ 6,624	+ 6,624		
(7) Cold Storage fees ...	60,000	60,000	58,760	38,627	- 1,240	- 1,240		
(8) License fees from Owners of Private Markets ...	78,000	60,000	27,059	1,40,503	- 50,941	- 32,941		
	42,97,000	41,99,000	42,46,929	40,67,454	- 50,071	- 47,929		
<b>15.—Contribution from Capital Funds to Revenue on account of Loan Works Staff...</b>	4,07,000	4,20,000	5,51,277	4,17,367	+ 1,44,277	+ 1,31,277		
<b>16.—Extraordinary Receipts.</b>								
(a) Interest on Net Premia Fund and Excess Interest on Sinking Fund ...	1,82,000	1,85,000	1,87,471	1,89,986	+ 5,471	+ 2,471		
(b) Recoveries of Special Municipal Contribution paid to ex-Municipal employes who subsequently opted for pension. ...	...	...	Dr. 33	...	- 33	- 33		
	1,82,000	1,85,000	1,87,438	1,89,986	+ 5,438	+ 2,438		
<b>17.—Rebate from Government on account of Collection of the Urban Immovable Property Tax in the City</b> ...	2,25,120	2,27,000	2,17,306	2,26,844	- 7,814	- 9,694		
<b>18.—Transfers from the B. E. S. &amp; T. Fund.</b>								
(a) Under section 460 K.K. (2) (b) of the Municipal Act ...	40,00,000	40,00,000	40,00,000	40,00,000	...	...		
(b) Under section 460 L.L. (1) (d) of the Municipal Act ...	10,570	5,040	10,782	30,856	+ 212	+ 5,742		
	40,10,570	40,05,040	40,10,782	40,30,856	+ 212	+ 5,742		
<b>Total Income</b> ...	11,92,80,916	12,30,69,991	12,69,48,063	11,09,35,626	+76,67,147	+38,78,072		

G. V. DAMLE,  
Chief Accountant.

M. G. PIMPUTKAR,  
Municipal Commissioner.

**Appendix No. 4**  
**EXPENDITURE**

*Statement showing the Actuals as compared with the Final Grants for 1959-60.*

Particulars.	Final grants sanctioned for expenditure during 1959-60.	Actuals for 1959-60	FINAL GRANTS COMPARED WITH THE ACTUALS		Actual for 1958-59.
			Amount required to be renewed in 1960-61	Savings.	
	2	3	4	5	6
<b>I.—General Supervision, Collection of Revenue, etc.</b>	Rs.	Rs.	Rs.	Rs.	Rs.
A.—General Superintendence ...	12,00,323	7,78,841	3,82,844	38,638	5,20,517
(a) Corporation and Standing Committee ...	2,65,822	2,13,463	29,448	22,911	2,17,289
(b) Chief Auditor's Establishment ...	6,50,059	4,57,049	1,16,035	76,975	3,88,666
(c) Municipal Commissioner's Personal and General Office ...	13,23,557	11,16,880	1,26,583	80,094	10,50,220
(d) Audit and Accounts Estt. ...	36,508	30,096	2,281	4,131	27,681
(e) Labour Officer's Establishment ...	72,169	49,544	9,432	13,193	60,694
(f) Municipal Journal ...	1,16,030	77,842	23,677	14,511	75,094
(g) Mahatma Gandhi Memorial Olympic Swimming Pool ...	2,77,642	2,13,242	34,159	30,241	1,88,310
	39,42,110	29,36,957	7,24,459	2,80,694	25,28,471
B.—Collection of Revenue—					
(a) Property and Wheel Tax Establishment ...	22,24,259	18,45,215	2,63,536	1,15,508	16,55,450
(b) Town Duty Establishment ...	6,14,259	5,14,362	69,534	30,363	4,72,253
	28,38,518	23,59,577	3,33,070	1,45,871	21,27,703
C.—Upkeep of Municipal Head Office ...	3,02,640	1,34,122	1,01,280	67,238	1,18,784
D.—General Stores ...	3,98,322	3,09,571	64,370	24,381	3,22,974
E.—Miscellaneous Charges ...	4,98,395	2,66,834	1,65,658	65,903	3,70,839
F.—Election Expenses ...	1,42,238	38,247	1,03,491	500	Cr. 1,02,241
G.—New Works ...	1,15,993	18,359	72,232	25,402	8,889
H.—Debt Charges ...	6,05,981	5,20,105	30,914	54,962	4,52,032
	88,44,197	65,83,772	15,95,474	6,64,951	58,27,451
Deduct—Proportion of General Superintendence chargeable to Water Works, Fire Brigade, Markets and Improvement Schemes Account and Education Fund Account ...	22,44,264	18,00,111	4,98,851	Cr. 54,698	14,45,193
	65,99,933	47,83,661	10,96,623	7,19,649	43,82,258
<b>II.—Water Works.</b>					
A.—Maintenance ...	69,47,474	45,12,307	19,33,045	5,02,122	44,22,594
B.—Income Tax on income derived by the Municipality for supply of water to areas outside Municipal Jurisdiction ...	37,038	Cr 4,293	40,000	1,331	26,274
C.—Provident Fund and Pensions etc., charges ...	3,61,944	2,95,387	38,900	27,657	2,42,421
D.—Proportion of General Supervision and Collection of Revenue etc. ...	11,26,931	9,62,204	2,28,857	Cr. 64,130	8,33,703
E.—New Works ...	1,27,569	25,607	52,140	49,822	42,855
F.—Debt Charges ...	2,18,35,685	1,99,27,342	5,56,137	13,52,206	1,92,78,502
G.—Provision for Equilisation of Debt charges. ...	33,31,640	24,98,730	...	8,32,910	16,65,820
	3,37,68,281	2,82,17,284	28,49,079	27,01,918	2,65,12,169
<b>III.—Education (Primary).</b>	Shown	under	XV—	Contribution	etc.
<b>IV.—Museums &amp; Libraries.</b>					
A.—Victoria and Albert Museum ...	4,52,538	2,14,879	2,25,604	12,055	2,23,360
B.—Municipal Free Reading Rooms and Libraries ...	1,04,002	68,178	9,888	25,936	65,476
C.—Provident Fund Pension etc. charges ...	17,376	6,561	4,000	6,815	1,176
D.—Debt Charges ...	1,177	1,176	...	1	8,134
	5,75,093	2,90,794	2,39,492	44,807	2,98,146
<b>V.—Public Health Department.</b>					
A.—General Superintendence—					
(a) General Supervision ...	15,04,326	12,98,701	1,25,464	80,161	12,25,601
(b) Epidemics ...	4,55,142	3,74,232	54,311	26,599	3,26,747
(c) Vaccination ...	3,14,233	1,91,492	67,281	55,460	2,22,380
(d) Malaria and Insecticides ...	8,41,593	7,34,212	52,694	54,727	7,73,531
(e) Miscellaneous ...	6,05,459	3,53,280	1,54,679	97,500	5,20,053
(f) Licensing of Dogs ...	60,552	52,547	4,406	3,599	47,902
	37,81,305	30,04,464	4,58,795	3,18,046	31,16,214
B.—Supply of Milk to undernourished needy Children attending Municipal Schools ...	15,35,033	13,10,346	1,71,388	53,299	13,69,002
C.—Provident Fund Pension etc. charges ...	3,91,624	2,91,423	42,000	58,201	3,06,238
D.—New Works ...	26,010	3,307	20,736	1,967	583
E.—Debt Charges ...	8,35,575	8,04,113	19,454	12,008	9,26,105
	65,69,547	54,13,653	7,12,373	4,43,521	57,18,142
Carried over Rs. ...	4,75,12,854	3,87,05,392	48,97,567	39,09,895	3,69,10,715

## Appendix No. 4—(Contd.)

## EXPENDITURE

Particulars.	Final grants sanctioned for expenditure during 1959-60.	Actuals for 1959-60.	FINAL GRANTS COMPARED WITH THE ACTUALS		Actuals for 1958-59.
			Amount required to be renewed in 1960-61.	Savings.	
	2	3	4	5	6
Brought forward Rs. ...	Rs. 4,75,12,854	Rs. 3,87,05,392	Rs. 48,97,567	Rs. 39,09,895	Rs. 3,69,10,715
<b>VI.—Medical Relief and Education.</b>					
<b>A.—Hospitals and Maternity Homes—</b>					
(a) King Edward Memorial Hospital	53,35,968	39,70,446	8,80,628	4,84,894	37,81,002
(b) L. T. Municipal General Hospital, Sion	26,72,346	20,28,511	4,73,776	1,70,060	19,05,318
(c) B.Y.L. Nair Charitable Hospital	23,81,083	17,54,391	4,37,380	1,89,312	17,02,336
(d) Infectious Diseases Hospitals	57,69,142	42,91,568	10,74,856	4,02,718	37,11,916
(e) Bombay Municipal Corporation Dr. Bhajekar Hospital	1,22,339	87,529	18,536	16,274	97,812
(f) Maternity Homes	7,32,646	4,80,978	1,75,945	75,723	4,87,571
(g) Maternity & Children Welfare Service	1,11,475	94,764	8,955	7,756	99,641
	1,71,24,999	1,27,08,186	30,70,076	13,46,737	1,17,85,596
<b>B.—Dispensaries—</b>					
(a) Dispensaries for out-patients	5,86,321	4,92,961	51,672	41,688	4,28,261
(b) Dispensary for combating Venereal Diseases	1,65,514	1,13,114	31,767	20,633	1,38,711
(c) Mobile Dispensaries in the City	19,800	19,800	...	...	19,800
(d) Provident Fund, Pensions etc. Charges	52,104	31,402	5,045	15,657	31,475
	8,23,739	6,57,277	88,484	77,978	6,18,247
<b>C.—Medical and Nursing Assistance to Poor People in their Homes</b>					
	6,000	961	5,039	...	1,285
<b>D.—Family Planning Clinics</b>					
	37,902	24,159	8,664	5,079	21,284
<b>E.—Medical Education—</b>					
(a) Gorbhadas Sunderdas Medical College	12,72,938	8,35,566	1,16,231	3,21,141	7,82,149
(b) Topiwalla National Medical College	9,11,588	5,61,957	2,14,493	1,35,138	5,73,302
(c) Nair Hospital Dental College	5,60,724	3,34,214	1,54,297	72,213	3,01,404
	27,45,250	17,31,737	4,85,021	5,28,492	16,56,855
<b>F.—Statutory Contribution to Government Medical Institutions</b>					
	4,14,502	4,14,500	...	2	4,14,500
<b>G.—Clinic for treatment of Leprosy Cases</b>					
	2,02,329	98,612	94,158	9,559	31,043
<b>H.—New Works</b>					
I.—Providing a convalescent home of 120 beds with equipment and Staff quarters at Parel	3,09,311	70,926	1,32,826	1,05,589	62,951
J.—Debt Charges	2,035	451	1,584	...	88,265
K.—Construction of a Building for full-fledged out-patients Deptt. at M.G.H. Sion.	20,51,515	16,60,408	2,13,651	1,77,456	10,46,853
L.—Grant in aid	18,25,450	4,86,145	8,00,000	5,39,305	Cr. 1,434
	16,08,008	11,28,252	3,67,119	1,12,637	8,27,004
	2,71,51,040	1,89,81,614	52,66,622	29,02,804	1,65,52,449
<b>VII.—Street Cleansing and Conservancy, Road Watering and Halalkhore Service.</b>					
<b>A.—Street Cleansing and Conservancy—</b>					
(a) Superintendence and Inspection	10,03,715	9,06,421	57,414	39,880	8,61,150
(b) Veterinary	95,986	45,454	25,056	25,476	47,572
(c) Gully Flushing	4,56,594	3,58,761	67,230	30,603	3,30,440
	15,56,295	13,10,636	1,49,740	95,959	12,39,162
<b>B.—Collection, Loading, Removal and Disposal of Town Refuse—</b>					
(i) Collection of Town Refuse—					
(a) Scavenging	53,17,338	48,65,828	3,34,058	1,17,452	46,99,954
(b) Road Scraping and Road watering	3,56,763	3,40,960	7,600	8,203	3,21,672
(ii) Removal of Town Refuse to Mahalaxmi Siding—					
(a) Bullock Traction	4,16,750	3,39,253	47,135	30,362	3,31,414
(b) Motor Traction	16,50,371	14,76,186	1,41,557	32,628	16,22,739
(iii) Loading of Refuse at Mahalaxmi Siding for Transport to Deonar	42,45,195	24,22,423	11,35,523	6,87,249	25,11,256
(iv) Disposal of Town Refuse—					
Transport of Refuse from Mahalaxmi Siding to Deonar by Train	13,91,847	11,25,095	1,16,881	1,49,871	10,32,270
	1,33,78,264	1,05,69,745	17,82,754	10,25,765	1,05,19,305
<b>C.—Road Watering</b>					
	2,315	385	726	1,204	795
<b>D.—Halalkhore Service—</b>					
(a) Cleansing and Sanitation	20,08,921	16,98,649	2,38,624	71,648	16,47,600
(b) Transport—					
(1) Bullock Traction	91,753	70,564	7,068	14,121	63,479
(2) Motor Traction	1,78,813	1,01,633	54,572	22,608	97,034
(c) Pumping Compressor Stations, Purification Works and Flood Gates					
(a) Inspection and Supervision	58,400	47,505	3,471	7,424	47,890
(b) Pumping Stations	10,99,711	6,82,736	3,74,883	42,092	6,13,723
(c) Compressor Stations and Flood Gates	4,56,054	3,18,667	89,630	47,757	2,45,735
(d) Purification Works	6,15,078	3,77,733	1,56,066	81,279	4,21,610
(d) Cleansing of Sewers, Street Connections and House Drains	27,14,102	21,00,937	3,38,146	2,75,019	20,53,053
(e) Proportionate cost on account of Collection charges of Halalkhore Tax, Supervision charges on Halalkhore Service & Cost of Water used for flushing Gullies, Privies etc.	3,53,432	3,15,268	24,633	13,531	3,04,803
	75,76,264	57,13,692	12,87,097	5,75,479	54,94,927
<b>E.—New Works—</b>					
F.—Provident Fund Pension etc. charges	9,93,339	83,975	3,08,973	6,00,391	1,67,883
G.—Debt Charges	9,45,494	7,53,993	28,855	1,62,646	28,53,142
	37,89,113	32,15,148	1,62,780	4,11,185	7,31,260
	2,82,41,084	2,16,47,574	37,20,881	28,72,629	2,10,06,474
Carried over Rs. ...	10,29,04,978	7,93,34,580	1,38,85,070	96,85,328	7,44,69,638

## Appendix No. 4—(Contd.)

## EXPENDITURE

Particulars.	Final grants sanctioned for expenditure during 1959-60.	Actuals for 1959-60.	FINAL GRANTS COMPARED WITH THE ACTUALS		Actuals for 1958-59.
			Amount required to be renewed 1950-61.	Savings.	
	2	3	4	5	6
	Rs.	Rs.	Rs.	Rs.	Rs.
Brought forward ...	10,29,04,978	7,93,34,580	1,38,85,070	96,85,328	7,44,69,638
<b>VIII.—Roads, S. W. Drains and Public Lighting.</b>					
A.—General	4,85,430	3,94,625	53,909	36,896	4,44,234
B.—Maintenance of Roads	64,09,141	33,38,787	13,60,326	17,10,028	32,25,671
C.—Public Lighting	29,95,813	24,13,296	5,59,613	22,904	24,42,284
D.—Maintenance of S. W. Drains	1,33,228	53,183	69,811	10,234	46,076
E.—Rebate on account of the compounded Wheel Tax	23,000	20,656	2,344	...	25,008
Expenditure other than Establishment in Connection with reorganisation Scheme	21,784	7,825	13,959	...	...
G.—New Works	10,01,468	63,290	5,83,045	3,55,133	1,42,476
H.—Debt Charges	31,94,513	27,97,654	61,452	3,35,407	26,70,961
Covering open storm water channel from globe mill passage to the confluence of the two channels near Century Mill	...	...	...	...	2,32,052
I.—Treating with 3" of asphaltic concrete surfaces of different Roads in the City	11,01,619	3,80,546	7,21,072	1	4,89,630
J.—Provident Fund Pension etc. charges	2,83,471	1,64,732	49,800	73,939	1,46,743
	1,56,54,467	96,34,594	34,75,331	25,44,542	98,65,135
<b>IX.—Mechanical.</b>					
A.—Mechanical Engineer's Office Establishment—					
(a) M. E.'s Office Establishment	4,76,028	2,90,868	1,31,415	53,745	3,34,038
(b) Transport	1,18,839	82,247	31,282	5,310	89,170
	5,94,867	3,73,115	1,62,697	59,055	4,23,208
B.—Provident Fund Pension etc. changes	56,050	37,622	4,100	14,328	...
Supervision of Factories	68,115	5,541	33,300	29,274	90,171
C.—New Works	1,07,978	74,594	655	32,729	28,914
D.—Debt Charges	...	...	...	...	...
	8,27,010	4,90,872	2,00,752	1,35,386	5,42,293
<b>X.—Buildings, Land Acquisition and Management.</b>					
A.—City Engineer's Central Office Establishment	7,30,244	6,10,331	54,148	65,765	3,24,344
B.—Inspection and Supervision of Private Buildings	8,39,619	6,69,511	67,497	1,02,611	7,00,090
C.—Removal of Stall-boards in the City	7,250	4,688	1,124	1,438	4,394
D.—Architectural	3,02,122	2,77,811	13,800	10,511	1,77,573
E.—Land Acquisition and Management	5,54,374	2,25,426	2,07,754	1,21,194	2,19,473
F.—Inspection and Supervision of Factories	83,293	66,044	6,942	10,307	34,944
	25,16,902	18,53,811	3,51,265	3,11,826	14,60,818
Deduct—Proportionate share of cost of Establishment, and Supervision chargeable to Improvement Schemes Account	1,94,147	1,09,643	...	84,504	99,366
	23,22,755	17,44,168	3,51,265	2,27,322	13,61,452
G.—New Works	5,73,306	2,93,568	10,390	2,69,348	6,28,388
H.—Debt Charges	12,13,870	10,95,018	99,933	18,919	5,42,518
Lump sum Provision for granting improvement subsidies to building owners in approved ones	1,50,000	...	...	1,50,000	...
	42,59,931	31,32,754	4,61,588	6,65,589	25,32,358
<b>XI.—Fire Brigade.</b>					
A.—Maintenance	15,79,658	11,36,320	3,45,204	98,134	10,73,185
B.—Provident Fund and Pensions, etc., charges	3,09,096	1,90,817	55,000	63,279	1,60,790
C.—Proportion of General Supervision and Collection of Revenue	91,903	78,693	18,572	Cr. 5,362	68,132
D.—New Works	82,852	6,251	67,164	9,447	17,612
E.—Debt Charges	3,52,807	2,59,430	1,005	92,372	3,27,369
	24,16,326	16,71,511	4,86,945	2,57,870	16,47,088
<b>XII.—Licensing, Removal of Encroachments on Public Streets and Administration of Shops and Estt. Act 1948 and Theatre Tax</b>					
A.—Licensing Establishment	4,71,627	3,79,837	42,929	48,861	3,40,958
B.—Removal of Encroachments on Public Streets	2,93,047	2,45,081	21,892	26,074	2,36,676
C.—Administration of Shops and Establishment Act 1948	2,91,982	2,46,436	10,399	35,147	2,24,905
D.—Administration of Theatre Tax	24,869	20,554	442	3,873	19,691
E.—New Works	24,076	12,014	10,144	1,918	1,194
F.—Debt Charges	27,617	4,828	...	22,789	10,733
	11,33,218	9,08,750	85,806	1,38,662	8,34,157
Carried over Rs.	12,71,95,930	9,51,73,061	1,85,95,492	1,34,27,377	8,98,90,669

## Appendix No. 4—(Concl'd.)

## EXPENDITURE

Particulars.	Final grants sanctioned for expenditure during 1959-60.	Actuals for 1959-60.	FINAL GRANTS COMPARED WITH THE ACTUALS		Actuals for 1958-59.
			Amount required to be renewed in 1960-61.	Savings.	
	2	3	4	5	6
Brought forward Rs. ...	Rs. 12,71,95,930	Rs. 9,51,73,061	Rs. 1,85,95,492	Rs. 1,34,27,377	Rs. 8,98,90,669
<b>XIII.—Gardens and Open Spaces.</b>					
A.—Gardens—					
(a) Victoria Gardens ...	7,20,042	5,20,079	1,29,215	70,748	4,69,617
(b) Miscellaneous Gardens, Open Spaces, Band Stands, etc. ...	3,54,298	2,80,324	29,192	44,782	2,69,241
	10,74,340	8,00,403	1,58,407	1,15,530	7,38,858
B.—New Gardens, Recreation Grounds, etc. ...	36,320	11,700	20,952	3,668	17,602
C.—Roadside Trees & Benches ...	90,859	63,525	16,446	10,888	54,984
D.—Open Air Theatre at Victoria Gardens ...	20,676	4,329	12,618	3,729	613
E.—New Works ...	1,80,126	52,813	88,761	38,552	43,465
F.—Debt Charges ...	3,30,647	3,15,762	13,233	1,652	2,06,723
G.—Provident Fund Pension etc. charges ...	56,970	41,788	3,500	11,682	41,954
	17,89,938	12,90,320	3,13,917	1,85,701	11,04,199
<b>XIV.—Markets and Slaughter Houses.</b>					
A.—Markets and Slaughter Houses—					
(a) Central Office ...	1,04,982	91,951	11,282	1,749	87,288
(b) Municipal Markets ...	12,21,507	8,78,807	2,14,038	1,28,662	8,66,418
(c) Slaughter Houses ...	8,31,261	6,15,345	1,89,435	26,481	6,90,730
(d) Private Markets ...	58,497	53,237	3,218	2,042	43,335
(e) Refrigerator at A. C. Market ...	75,879	30,092	42,870	2,917	22,460
	22,92,126	16,69,432	4,60,843	1,61,851	17,10,231
B.—Provident Fund and Pensions, etc., charges ...	1,41,604	79,028	12,000	50,576	61,196
C.—Proportion of General Supervision ...	1,24,818	89,418	29,959	5,441	75,071
D.—New Works ...	85,146	12,210	58,969	13,967	35,116
E.—Debt Charges ...	2,78,176	2,27,052	3,989	47,135	2,09,659
	29,21,870	20,77,140	5,65,760	2,78,970	20,91,273
<b>XV.—Contribution to—</b>					
(a)—Budget 'B' under Sec. 125 (2)(d) of the B.M.C. Act. ...	47,89,359	47,44,009	...	45,350	46,04,236
(b)—Budget 'D' under Sec. 123 (B) (2) of the B.M.C. Act. ...	17,40,807	17,40,807	...	...	17,37,063
(c)—Budget 'E' under Sec. 126 (C)(c) of the B.M.C. Act. ...	1,16,72,693	1,15,64,319	...	1,08,374	1,18,06,295
(cc)—Special Contribution to Budget 'E' under Sec. 126(c-1) of the B.M.C. Act. ...	4,15,000	4,15,000	...	...	6,60,000
(d)—Budget 'F' under Sec. 123 (B)(2) of the B.M.C. Act ...	4,35,202	4,35,202	...	...	4,34,266
(e)—Fines Fund Welfare Fund—					
(i) Fines Fund ...	1,44,511	1,16,254	...	28,257	...
(ii) Welfare Fund ...	13,163	...	...	13,163	...
	1,92,10,735	1,90,15,591	...	1,95,144	1,92,41,860
Total ...	15,11,18,473	11,75,56,112	1,94,75,169	1,40,87,192	11,23,28,001

G. V. DAMLE,  
Chief Accountant.

M. G. PIMPUTKAR,  
Municipal Commissioner.

## Appendix No. 4-A.

Statement showing details of Expenditure incurred on New Works during the year 1958-59 and 1959-60.

	Expenditure upto 31-3-1959.	Expenditure during the year 1959-60.	Total Expenditure upto 31-3-1960.
	Rs.	Rs.	Rs.
<b>I.—General Supervision, Collection of Revenue, etc.</b>			
Works completed (as per Report for 1958-59) ...	1,23,365	...	1,23,365
Providing air conditing for the two rooms converted into four chambers for chairmen of various Committees at the Municipal Head Office, Extension Building ...	...	9,690	9,690
Providing collapsible iron doors for Paymasters Section in C.A.'s Office at Municipal Head Office Building ...	...	46	46
Providing and fixing fluorscent fittings at D Ward Office, A and C's Department Gowalia Tank Fire Brigade Compound ...	...	792	792
Constructing watchman's cabin at Central Stores, Delisle Road, with the arrangement of a W. C. and a bath room ...	...	4,702	4,702
Remodelling and enlarging the Cash Counter at C.A.'s Office ...	...	3,129	3,129
Total, I.—General Supervision, etc ...	1,23,365	18,359	1,41,724
<b>II.—Water Works.</b>			
Works completed (as per Report for 1958-59) ...	3,77,381	...	3,77,381
Construction of a pump attendants' quarters at Pump House Compound ...	2,755	2,524	5,279
Providing W. C. blocks for Labour Staff quarters at Siri Road ...	93	896	989
Providing electric lights for staff quarters at Sion ...	867	198	1,065
Constructing W. C. block at Vehar Lake Garden ...	3,809	749	4,558
Providing store and office room at Powai Park ...	7,151	508	7,659
Providing pitching and steps at various syphon head chowkies along the Duct Line in Jamboli Division ...	3,000	6	3,006
Providing silting out place at Powai Park ...	7,595	9,931	17,526
Providing barbed wire fencing with Masonry pillars to serve as compound wall at Agra Road ...	...	2,389	2,389
Additions and alterations to the existing bungalow at Tanasa ...	...	2,528	2,528
Reconstructing the automatic level recording room at Tanasa ...	...	77	77
Providing fencing along main dam at Powai ...	...	1,459	1,459
Protecting slopes of Vehar Hill adjoining hill top bungalow ...	...	2,732	2,732
Providing Children's apparatus in the Powai Park ...	...	1,610	1,610
Total, II.—Water Works ...	4,02,651	25,607	4,28,258
<b>V.—Public Health Department</b>			
Works completed (as per Report for 1958-59) ...	77,415	...	77,415
Constructing a closed washing place for the employees residing in the Peon's quarters in the Compound of C. V. Depot, Parel ...	14	531	545
Providing electric lights at Sion Hindu Cemetery ...	...	592	592
Providing two water closets at the labour chawls in the Central Vaccine Depot Compound, Parel ...	...	2,184	2,184
Total, V.—Public Health Department ...	77,429	3,307	80,736
Total—Carried forward ...	6,03,445	47,273	6,50,718



## APPENDIX No. 4 A—Contd.

	Expenditure upto 31-3-1959	Expenditure during the year 1959-60	Total Expenditure upto 31-3-1960
Total Brought over ...	Rs. 6,03,445	Rs. 47,273	Rs. 6,50,718
<b>VI—Medical Relief and Education.</b>			
Works completed (as per Report for 1958-59)	6,00,032	...	6,00,032
Constructing catchpit chamber on the upstream side of the sewer trap chamber on the house drain at the K. E. M. Hospital ...	568	871	1,439
Providing an additional 3/4" connection to the storage tanks of A. M. O.'s quarters at Arthur Road Hospital ...	556	4	560
Providing a B. E. S. & T. Sub-station near the X-Ray Block at K. E. M. Hospital ...	Cr. 13,470	13,042	Cr. 428
Providing Extra shelving in the Animal House near the Clinical pathology Department at K. E. M. Hospital ...	...	598	598
Constructing two additional bhattis for washing patients linen near the Dhobi Ghat at K. E. M. Hospital ...	...	129	129
Providing and fixing permanent weather sheds over the windows facing the west side of the Ward Nos. 6, 7, 8 and Nurses quarters in the O. P. D. Annex Building of B. Y. L. N. Ch. Hospital. ...	...	264	264
Providing a roof cover over the telephone counter at the main building of B. Y. L. N. Ch. Hospital ...	...	389	389
Providing hot water gysers to the ward Nos. 1, 2, 4, 6, 7 and 8 of B. Y. L. N. Ch. Hospital ...	...	2,198	2,198
Construction of a waiting shed for the visitors to the labour ward at L. T. M. G. H. Sion ...	...	3,183	3,183
Providing 1" new connection for storage tanks at Ward Nos. 11 and 12 at A. R. Hospital ...	...	1,743	1,743
Providing and fixing permanent weather sheds over the windows facing the west side of Ward Nos. 5 and 6 at the Annex Building of B. Y. L. N. Ch. Hospital. ...	...	27	27
Construction of an additional floor over the Nurses and A. M. O.'s quarters at the Convalescent Home, Parel ...	...	7,451	7,451
Providing a domestic storage tank at Zandu Ayurvedic Dispensary at Gokhale Road (South) ...	...	343	343
Providing one standby unit for pumping water at B. Y. L. N. Ch. Hospital ...	...	194	194
Providing sanitary accommodation for the tenants staff structure T/69/72 at L. T. M. G. H., Sion ...	...	4,895	4,895
Providing installation of Equipment for Central Storage of oxygen gas and supplying it to various Wards and operation theatre by copper piping at G. T. B. Hospital, Sewri ...	...	12,442	12,442
Construction of one W. C. block and one washing place near Mali's Huts at A. R. Hospital ...	...	2,477	2,477
Constructing three additional inspection chambers and renewing the broken frame and covers of the gully traps and inspection chambers at the City Fever Hospital, Arthur Road ...	...	904	904
Providing and fixing W. I. grills to the windows of the wards in urgent need of the B. Y. L. N. Ch. Hospital ...	...	5,736	5,736
Providing C. I. Sheet Screen walls on the north and south side of the Badminton Court at L. T. M. G. Hospital, Sion ...	...	16	16
Providing one standby unit for pumping water at 100 beds building of the B. Y. L. N. Ch. Hospital ...	...	2,008	2,008
Providing 12" storm water drains opposite R. P. T. B. Hospital, Sewri ...	...	281	281
Providing a compound wall between servants quarters and hospital raising the height of the existing compound wall on west side and providing new angle iron fencing etc., at A. R. Hospital ...	...	859	859
Providing air conditioning plant for the E. E. G. department of the B. Y. L. N. Ch. Hospitals ...	...	2,575	2,575
Providing and fixing 50 Nos. of fluorescent fittings, 5 Nos. of Electric Clocks, 15 Nos. of Ceiling fans for X-Ray Department of the B. Y. L. N. Ch. Hospital ...	...	161	161
Providing necessary wiring for 1000 M.A. X-Ray equipment and rearranging all the power circuits and lighting circuits at B. Y. L. N. Ch. Hospital ...	...	8,136	8,136
Total VI Medical etc. ...	5,87,686	70,926	6,58,612
Total Carried forward ...	11,91,131	1,18,199	13,09,330

## APPENDIX No. 4 A—contd.

	Expenditure upto 31-3-1959	Expenditure during the year 1959-60	Total Expenditure upto 31-3-1960
	Rs.	Rs.	Rs.
Brought over ...	11,91,131	1,18,199	13,09,330
<b>VII—Street Cleansing and Conservancy, etc.</b>			
Works completed (as per Report for 1958-59) ...	455,693	...	455,693
Construction of 420 tenements in replacement of Patra Sheds at Tardeo flats ...	17,42,005	12,908	17,54,913
Laying feeder main for gas connection ...	13,685	Cr. 198	13,487
Removing from D. P. Works two 2.5 M. G. Pumps and installing them after repairs at Wadala P. Station and to carry out electric work at the said station for increasing the power supply of station ...	7,937	587	8,524
Replacing the existing air main by a new one at Cadell Road A. C. Station ...	376	3	379
Providing and laying 6" pipe sewer in Joglekar Wadi Sion ...	5,249	278	5,527
Providing R.C.C. partition wall in place of Cross P.M. on 1st and 2nd floors of Walpakhadi Chawl No. 24A to E Blocks ...	129	1,552	1,681
Providing two weather sheds to the open verandah of Superintendent and Chemist quarters at D. P. Works ...	...	499	499
Providing cement concrete pavement in the open space opposite G. Ward (Central Stable) at Prabhadevi ...	...	3,369	3,369
Providing and fixing 1/2" water service pipes from the main to the bath-room at Walpakhadi Chawl No. 24 near E Block ...	...	414	414
Providing two 12" dia. diversions connections from 9' x 6' S. W. Drain to 9' x 6' Ovoid Sewer in Arthur Road ...	...	5,571	5,571
Covering the open storm water drain along Dongri Road, Walkeshwar ...	...	4,763	4,763
Providing a brick masonry wall 9" thick and 7' in height with glass pieces on the top at Gsouth drainage Ward Office, 381 Delisle Road ...	...	5,404	5,404
Providing cement concrete platform for cement trailers at Sun Mill Cross Lane and Lady Hardinge Road and Null Gully Mahim ...	...	4,815	4,815
Construction of a washing place for tenements behind Arthur Road Jail ...	...	376	376
Constructing one additional storm water entrance in the open chowk at 468 Delisle Road ...	...	494	494
Providing ventilation pipes for high rate fillers at D. P. Works ...	...	2,749	2,749
Providing 3 watchman's chowkies two at D. P. Works and one at Dharavi P. Plant ...	...	1,854	1,854
Providing wooden partition and repairs to sanitary blocks etc., at Public Health Engineer's Office at Annesly Road ...	...	826	826
Providing a water tap and washing place in the new detritus tank at L. G. C. P. Station ...	...	922	922
Electrification of Shroff Wadi Chawls in the Compound of the Land Car marked for Extension at D. P. Works ...	...	149	149
Asphalting and concreting the open space around the urinal at Matunge Open Air Market ...	...	719	719
Construction of a store-room 20' x 11' for the Ambulance Garage at Arthur Road ...	...	1,621	1,621
Providing corrugated sheet shed for storing cast iron and other materials, portable unit etc., at Dharavi P. Works ...	...	1,816	1,816
Constructing closed channels behind W. C.s for improving the existing drainage system at M. S. Depot at Naigaum Road junction, Bhoiwada ...	...	1,426	1,426
Constructing a washing place with 2 taps and a new 1" service pipe near the temple at Annesly Road Halalkhore Chawls ...	...	850	850
Constructing a screen wall to the Public Sanitary Convenience at Falkland Road and Lamington Road ...	...	2,285	2,285
Providing 10' wide c. c. passage and levelling the ground by spreading earth at Dog Kennel at Mahaluxmi Siding ...	...	925	925
Providing roof over the Urinals stall of Public Urinals at Tardeo T. T. ...	...	551	551
Making additions and alterations to the Existing 7 Panel switch board etc., at L. G. P. Station ...	...	10,542	10,542
Construction of temporary Dog Kennel at Mahaluxmi Siding ...	...	3,237	3,237
Providing a W. C. block at Tulsi Pipe Line Pumping Station ...	...	946	946
Providing white glazed tiles, Polished Tendon Stone partition and other additions and alterations to the Public Convenience at Love Lane near Hathi Baug ...	...	536	536
Providing an additional outlet to the existing S. W. Drain at Mahim Causeway ...	...	2,019	2,019
Providing expanded metal on the top of the existing D Ward partition walls in the rooms and Chawls Nos. 5 to 7 at Chembur, Labour Camp ...	...	2,550	2,550
Providing water closer in the drainage office at 121, Babula Tank Road ...	...	5,280	5,280
Levelling the open space in front of N Block and providing barbed wire fencing at Haystack Road Chawl ...	...	546	546
Providing false ceiling in the repairs workshop at D. P. Works ...	...	789	789
Providing lights for Municipal Chawls and Office ...	...	632	632
Total, VII.—Street Cleansing, etc	22,25,074	83,975	23,09,049
Total—Carried forward ...	34,16,205	2,02,174	36,18,379

## APPENDIX No. 4 A—Contd.

	Expenditure upto 31-3-1959	Expenditure during the year 1959-60	Total Expenditure to 31-3-1960
	Rs.	Rs.	Rs.
Brought over ...	34,16,205	2,02,174	36,18,379
<b>VIII.—Roads, S. W. Drains, etc.,</b>			
Works completed (as per Report 1958-59) ...	9,43,346	...	9,43,346
Reserve for petty drainage works ...	1,84,018	26,922	2,10,940
Construction of a 15' passage from Jerbai Wadia Road to Bhoiwada Hindu Cementry ...	17,349	Cr 1	17,348
Construction of Globe Mill Passage between Delisle Road and drainage channel in sheet asphalt ...	1,39,934	24,703	1,64,637
Construction of retaining wall at Hornby Vellard near the gate of Gwalior Palace ...	4,513	873	5,386
Construction of a temporary sanitary convenience at three different sites (i) Hanuman Nagar, (ii) Gopal Nagar, (iii) Globe Mill Passage ...	...	5,997	5,997
Provision of one room at the Asphalt Plant Worli ...	...	4,796	4,796
Total VIII.—Roads, S. W. Drains etc. ...	12,89,160	63,290	13,52,450
<b>IX.—Mechanical.</b>			
Works completed (as per Report for 1958-59) ...	84,363	...	84,363
Providing water cooler at Municipal Workshop ...	...	5,541	5,541
Total IX.—Mechanical ...	84,363	5,541	89,904
<b>X.—Buildings, Land Acquisition, etc.</b>			
Works completed (as per Report for 1958-59) ...	13,03,999	...	13,03,999
Providing Housing accommodation comprising of 32 tenements for Municipal staff at Chinchpokli Bridge ...	1,66,888	20,502	1,87,390
Providing housing accommodation comprising 64 tenements for Municipal staff at Maratha Hospital ...	1,20,740	2,26,627	3,47,367
Providing housing accommodation to Municipal Staff at (1) Gilder Lane, (2) Elephinstone Road Market and (3) Surya Cinema ...	3,37,532	40,439	3,77,971
Providing 6,400 watt H.P. M.V. lamps in the Shivaji Park Playground ...	...	6,000	6,000
Total X.—Buildings, Land Acquisition and Management ...	19,29,159	2,93,568	22,22,727
<b>XI.—Fire Brigade.</b>			
Works completed (as per Report 1958-59) ...	1,74,008	...	1,74,008
Providing nahanis in the rooms at Firemen's quarters at Mandvi Fire Station ...	...	343	343
Construction of an enclosure of 6' x 4' x 2' high above the ground for practising oil fires at Byculla Fire Station ...	...	111	111
Providing C. C. passage from north side masonry towards the new shed of workshop and again leading to south meeting creaway in front of the Workshop at Parade ground at Byculla Fire Station ...	...	4,399	4,399
Construction of a watchman's Chowky, (i) at Fire Brigade Head Quarters Byculla ...	...	511	511
Construction of 4 dining rooms at Worli Fire Station ...	...	656	656
Renewing the overhead storage tank provided in the bath room of Dy. C. F. B. s quarters at Byculla Fire Brigade Station ...	...	231	231
Total XI.—Fire Brigade ...	1,74,008	6,251	1,80,259
Total—Carried over ...	68,92,895	5,70,824	74,63,719

## APPENDIX No. 4 A—Concl.

	Expenditure upto 31-3-1959	Expenditure during the year 1959-60	Total Expenditure upto 31-3-1960
	Rs.	Rs.	Rs.
Brought over	68,92,895	5,70,824	74,63,819
<b>XII.—Licensing, Removal of Encroachments, etc.</b>			
Works completed (as per Report for 1958-59)	21,096	...	21,096
Construction of first floor over A.E.M. (II) Office for S.L.'s Department at Sankli Street	16	11,842	11,858
Construction of an additional counter for cash section of the Licence Department	...	172	172
Total, XII.—Licensing, etc.	21,112	12,014	33,126
<b>XIII.—Gardens and Open Spaces.</b>			
Works completed (as per Report for 1958-59)	3,57,784	...	3,57,784
Extension to the Sanitary blocks for Males near Lion's cage in the Victoria Gardens	1,741	6,216	7,957
Providing barbed wire fencing to the hedges at Netaji Subhas Bose Road	6,044	2,974	9,018
Providing ten Hand Carts	1,025	479	1,504
Providing a washing place and a water-closet near Malis' quarters in Foras Road Garden	52	3,212	3,264
Providing a Garden with play apparatus on the stable site at Islampura Night Soil Depot.	...	347	347
Providing a Garden at plot bearing C.S. No. 952 (Stable site) Gurgaum Division	...	295	295
Constructing 4" cement concrete slabs in Municipal Garden near Shivaji Park	...	1,769	1,769
Planting new trees in New Queens Road	...	1,572	1,572
Constructing a house for the sha-rhino with drainage arrangement and trap for security in the Victoria Garden	...	3,084	3,084
Providing children's playground at Primary School at Naigaum	...	8,903	8,903
Converting the Semi-circular plot on eastern side at Telang Road Matunga, into a garden	...	4,098	4,098
Providing benches (40) in different Municipal Gardens	...	2,347	2,347
Providing angle iron fencing adjoining Public convenience and Road Deptt. for recreation ground at 2nd Peer Khan Street	...	3,780	3,780
Providing sliding chute on Dhobi Talao	...	809	809
Providing gate at Nardulla Tank	...	525	525
Providing permanent weather shed to the staff quarters	...	4	4
Providing brick masonry inspection chambers with fame and covers at suitable places on the Drain Line from the gate of Library to Victoria Gardens Road	...	1,363	1,363
Providing W. C. in the servants quarters in the Victoria Gardens, (i) 2 seated W.C. block for Malis quarters	...	3,873	3,873
(ii) 4 seated W. C. block for Malis quarters	...	5,718	5,718
(iii) Washing place for Malis quarters	...	818	818
Providing a raised platform with hedge to serve as a bandstand and electric installation to relay music programme at Haji Ali Park, Mahalaluxmi	...	384	1,384
Providing ornamental fencing at Khodadad Circle, Dadar	...	244	244
Total, XIII.—Gardens, etc.	3,66,646	52,813	4,19,459
<b>XIV.—Markets and Slaughter Houses.</b>			
Works completed (as per Report for 1958-59)	2,49,040	...	2,49,040
Providing cement concrete platform for fish squatters at Copi Tank Market	...	911	911
Providing open channel surface drains with open space at Fergusson Road Market	...	1,331	1,331
Converting existing iron stalls into brick masonry work in Mutton Section at Erskine Road Market	...	7,445	7,445
Providing an additional turn style gate at Bandra Slaughter House	...	2,222	2,222
Providing brick masonry cabin for electric service medium of the Old Cold Storage Building at A. C. W Market	...	301	301
Total XIV.—Markets and Slaughter Houses	2,49,040	12,210	2,61,250
Total—New Works	75,29,693	6,47,861	81,77,554

G. V. DAMLE,  
Chief Accountant.

M. G. PIMPUTKAR,  
Municipal Commissioner.

## APPENDIX NO. 4-B.

Statement showing Expenditure under Establishment Dearness Allowance and Provident Fund, Pension etc., charges for the year 1959-60.

Service Head.	Establishment Supervisory & Subordinate.	Dearness Allowance.	Provident Fund	Labour Technical and other.	Dearness Allowance.	Provident Fund.	Pension.
	Rs.	Rs.	Rs.	Rs.	Rs.	Rs.	Rs.
I.—General Supervision and Collection of Revenue, etc. ...	29,81,331	8,38,309	2,34,042	2,99,402	2,40,178	21,582	3,84,603
II.—Water Works ...	6,11,833	1,66,270	1,31,577	1,03,994	7,99,014	1,17,454	46,355
IV.—Museum and Libraries ...	35,501	14,892	3,173	23,212	21,196	2,451	937
V.—Public Health Department ...	11,60,113	3,74,362	88,244	5,97,952	4,78,576	47,198	1,55,981
VI.—Medical Relief & Education ...	40,79,568	8,54,154	2,04,431	16,01,587	15,55,090	1,35,737	41,307
VII.—Street Cleansing and Conservancy, etc. ...	9,48,240	3,27,667	1,68,881	61,77,491	56,21,071	5,30,523	54,589
VIII.—Roads, S. W. Drains and Public Lighting	4,46,516	1,29,769	70,215	1,08,098	71,590	66,160	28,357
IX.—Mechanical ...	1,73,557	47,579	27,625	85,514	16,979	2,064	7,933
X.—Buildings, Land Acquisition and Management ...	9,94,367	1,91,393	69,610	88,888	78,275	8,519	1,94,099
XI.—Fire Brigade ...	1,56,951	33,866	2,084	3,50,157	2,48,753	1,639	1,87,093
XII.—Licensing, Removal of Encroachments, etc. ...	4,14,693	1,31,706	49,375	1,08,134	91,262	10,762	31,653
XIII.—Gardens & Open Spaces ...	49,866	13,113	7,083	2,67,034	2,52,847	25,635	9,070
XIV.—Markets and Slaughter Houses ...	2,70,963	1,01,223	24,004	3,17,902	2,69,738	32,496	22,528
	1,23,22,599	32,24,303	10,80,344	1,10,65,285	97,44,569	10,02,220	11,64,505

## Appendix No. 5

## Revenue Account Balance Sheet as at 31st March 1960.

LIABILITIES.		Rs.	nP.	ASSETS.		Rs.	nP.
<b>Debts—</b>				<b>Cash at Bank</b> ... 1,40,87,920 06			
Due on Cash Bills Outstanding Account ... 57,795 64				<b>Cash in Office</b> ... 73,06,454 87			
" Cheques payable ... 48,38,552 02				<b>Municipal Loans—Interest warrants Payable Account</b> ... 2,39,478 50			
" Stores purchased, Outstanding Accounts ... 6,18,060 52				<b>B. I. Trust Loans—Interest warrants Payable Account</b> ... 9,801 30			
" Outstanding Charges for 1959-60 and previous years ... 1,94,75,169 00				<b>Interest on B. I. Trust Loans Payable Account</b> ... 11,828 96			
" Outstanding Charges on account of Interest accrued but not paid (Vide details shown in Appendix No. 14-E) ... 16,87,564 91				<b>Interest Receivable Account</b> ... 11,240 00			
" Debt charges Equalization Fund (Vide Appendix 14E (I)) ... 51,48,716 46				2,16,66,723 69			
<b>Improvement Schemes—</b>				<b>Debts—</b>			
Contribution falling due in 1960-61 ... 48,08,288 00				Due for Stores sold ... Cr. 46,96,471 66			
<b>Deposits in Cash and Public Securities from Contractors and private parties (Vide details shown in Appendix No. 14-C) ... 5,40,72,469 63</b>				<b>Stock—(Vide Appendix No. 14-D)</b>			
9,07,06,616 18				<b>Stock (Reserve Stores)</b> ... 43,54,801 04			
<b>Public Monuments Maintenance Fund (vide details shown in Appendix No. 16-B) ... 1,74,338 44</b>				<b>Stock (Reserve Stores) Foras Road Depot</b> ... 1,55,618 59			
<b>Endowments Fund (vide details shown in Appendix No. 16-C) ... 9,78,416 25</b>				<b>Line Suspense Account</b> ... 80,810 48			
11,52,754 69				45,91,230 11			
<b>Stock Account—</b>				<b>Capital Stores—</b>			
Capital Purchases Account ... 3,04,463 36				<b>Stock</b> ... 53,01,002 53			
Stock Adjustment Account ... 2,859 66				<b>Stock (Foras Road Depot )</b> ... 0 20			
3,07,323 02				53,01,002 73			
<b>Special Funds as at 31st March 1960—</b>				<b>Plant and Machinery</b> ... 23,51,189 96			
Municipal Fire and Accident Insurance Fund ... 22,26,012 80				<b>Advances, Recoverable—(Vide Appendix No. 14-A)</b> ...			
Net Premia Fund ... 52,45,753 02				Departmental Works ... 76,38,381 22			
Provident Fund ... 8,26,72,425 90				Private Works ... 25,53,164 84			
Fines Fund ...				Asphalt Plant Crushers, etc. ... 44,60,009 76			
Plant and Machinery Depreciation Fund ... 30,70,901 63				Municipal Officers ... 1,86,601 75			
Hospital Fund ... 19,40,832 26				Sundries—Miscellaneous—Advances ... 1,14,95,356 02			
K. E. M. Hospital and G. S. M. College Equipment Fund ... 1,00,273 90				Municipal Tenderers, Contractors, etc. ... Cr. 4,455 09			
G. S. M. College and K. E. M. Hospital Research Fund ... 1,90,296 83				Purchase of Coal ... 36 76			
Fidelity Guarantee Insurance Fund ... 1,79,362 98				Purchase of Petrol ... 9,05,583 84			
Welfare Fund ... 1,25,551 00				2,72,34,679 10			
Land (Reclamation and Acquisition) Fund ... 55,40,918 36				Deposits in G. P. notes with Central Rly ... 10,000 00			
10,12,92,328 68				<b>Advances out of Special Funds—(Vide Appendix No. 14-B)</b>			
<b>Suspense Account—</b>				Advances from Plant and Machinery Depreciation Fund for Levelling, Metalling etc., Private Streets ... 5,50,303 17			
Balance of Proceeds of Rs. 2 Crores Loan for Capital works of the B. E. S. & T. Undertaking ... 10,618 39				Amount advanced from Net Premia Fund for the purchase of Plant and Machinery for the Municipal Printing Press ... 70,703 16			
† 10,618 39				Advances for meeting Capital Expenditure from :—			
Carried Forward ... 19,34,69,640 96				Municipal Fire and Accident Insurance Fund ... 5,85,283 07			
				Plant and Machinery Depreciation Fund ... 10,54,346 78			
				Net Premia Fund ... 21,53,694 72			
				K. E. M. Hospital & G.S.M. College Research Fund... 92,089 65			
				" " Equipment Fund ... 11,872 79			
				Hospital Fund ... 5,05,836 08			
				Land (R & A) Fund ... 5,93,085 37			
				56,17,214 79			
				<b>Deposits in Public Securities—</b>			
				With the State Bank of India ... 42,31,815 00			
				In Office ... 12,07,210 00			
				54,39,025 00			
				Carried Forward ... 6,75,14,593 72			

† Amount being the Cash in respect of B. E. S. &amp; T. Committee.

## Appendix No. 5.—(Concl'd.)

LIABILITIES.	Rs.	nP.	ASSETS.			Rs.	nP.
Brought forward ...	19,34,69,640	96	Brought forward ...			6,75,14,593	72
Surplus Revenue Fund as per Appendix No.2 ...	3,08,86,609	80	Investments— Special Funds.*	In securities.	Deposits in Cash, Call fixed & Current a/c.		
				Rs.	nP.	Rs.	nP.
			Municipal Fire and Accident Insurance Fund ...	10,48,055	00	5,92,674	73
			Net Premia, etc., on different Municipal Loans ...	18,21,290	75	12,00,064	39
			Provident Fund ...	8,26,72,314	05	111	85
			Plant and Machinery Depreciation Fund ...	14,66,178	62	73	06
			Hospital Fund ...	14,34,862	50	133	68
			K.E.M. Hospital and G.S.M. College Equipment Fund ...	88,323	75	77	36
			G. S. M. College and K. E. M. Hospital Research Fund ...	98,006	00	201	18
			Fidelity Guarantee Insurance Fund ...	1,79,222	69	140	29
			Land (Reclamation and Acquisition) Fund ...	26,05,293	24	23,42,539	75
			Welfare Fund ...	1,25,471	94	79	06
				9,15,39,018	54	41,36,095	35
			Investment of Surplus moneys in Public Securities.				
			3% Conversion Loan 1946† **	36,877	14		
			Public Monuments Maintenance Fund. (Vide Appendix No. 16-B) ...	1,74,246	44	92	00
			Endowments Fund. (Vide Appendix No. 16-C) ...	9,78,269	50	146	75
			Surplus Fund.	Face value.	Book value		
			4½% Andra-Co. Central. L. M. B. Debentures ...	2,00,000	20,00,000	00	
			4% Bombay State Dev. Loan 1971 ...	3,00,000	3,00,000	00	
			4% B. M. Debentures ...	3,400	3,383	00	
			3½% Do. ...	8,36,000	8,36,000	00	
			3½% Do. ...	4,74,900	4,70,580	75	
			3% Do. ...	1,94,200	1,94,200	00	
			2½% U.P. Z. A. C. Bonds ...	7,50,000	2,54,499	62	
			3% Conversion Loan 1946 ...	7,65,000	7,69,692	50	
				53,23,500	48,28,355	86	
			In cash, fixed, call and current a/c. Deposits ...		5,51,48,555	46	
						5,99,76,911	32
Total ...	22,43,56,250	76	Total ...	9,75,56,767	48	5,92,84,889	56
						22,43,56,250	76

\* For Face, Purchase and Market Values of each kind of securities held in the Special Funds, please see Appendix No. 16.

† In respect of permanent deposits from lessees.

\*\* Face Value of the securities is Rs. 39,400.

G. V. DAMLB,  
Chief Accountant.

M. G. PIMPUTKAR,  
Municipal Commissioner.

## APPENDIX No. 6

### Statement of Special Funds for 1959—60.

Municipal Fire and Accident Insurance Fund.*				Plant and Machinery Depreciation Fund.			
(Corporation Resolution No. 4572, dated the 4th October 1888, Corporation Resolution No. 4479, dated the 5th October 1914, Corporation Resolution No. 5408, dated the 21st September 1922, Standing Committee Resolution No. 3451, dated the 2nd July 1924, and Corporation Resolution No. 13888, dated the 18th February 1926).				(Corporation Resolution No. 5533 of 1st September 1924).			
Dr.		Cr.		Dr.		Cr.	
Rs.	nP.	Rs.	nP.	Rs.	nP.	Rs.	nP.
Balance on 1st April 1959	...	21,38,572	65	Balance on 1st April 1959	...	30,22,373	13
Contributions for the year	...	10,581	41	Amount of depreciation on plant and machinery credited to Fund account during the year	...	48,528	50
Interest realised during the year	...	83,248	38	Balance on 31st March 1960 as per Balance Sheet, Appendix No. 5—	Rs.	nP.	
Expenditure incurred during the year	6,389	64		Amount advanced for financing Capital Expenditure	10,54,346	78	
Balance on 31st March 1960 as per Balance Sheet, Appendix No. 5—	Rs.	nP.		Amount advanced for meeting expenditure on levelling, metalling, etc., Private Streets	5,50,303	17	
Amount advanced for financing Capital Expenditure	5,85,283	07		Amount held in Securities and Cash	14,66,251	68	
Amount held in Securities and Cash fixed deposits...	16,40,729	73				30,70,901	63
	22,26,012	80		Total	...	30,70,901	63
Total	...	22,32,402	44	Total	...	30,70,901	63
* Accumulations in the fund are allowed to Rs. 25 lakhs under C. R. No. 1458 of 1-3-1954.				Levelling, Metalling, etc., Private Streets Fund.			
(Corporation Resolution Nos. 5294, dated the 19th November 1888, No. 9222, dated the 11th December 1893 and No. 5179, dated the 15th November 1906 and Standing Committee Resolution No. 3343, dated the 28th August 1907).				(Corporation Resolution No. 9427 of 23rd January 1922 and Corporation Resolution No. 11147 of 7th January 1926).			
Dr.		Cr.		Dr.		Cr.	
Rs.	nP.	Rs.	nP.	Rs.	nP.	Rs.	nP.
Balance on 1st April 1959	...	52,45,520	02	Expenditure incurred out of the amount advanced from Plant and Machinery Depreciation Fund as on 1st April 1959	5,07,885	12	
Sale of water-marked paper	...	533	00	Expenditure during the year	25,568	98	
Expenditure incurred during the year	300	00		Recoveries on account of expenditure during the year			8,285 38
Balance on 31st March 1960 as per Balance Sheet, Appendix No. 5—	Rs.	nP.		Interest charges during the year	25,134	45	
Amount advanced for financing Capital Expenditure	21,53,694	72		Advance from Plant and Machinery Depreciation Fund as at 31st March 1960			5,50,303 17
Amount advanced for purchase of Plant and Machinery for Municipal Printing Press pending adjustment against the provisions for depreciation in subsequent years	70,703	16		Total Rs.	5,58,588	55	5,58,588 55
Amount held in Securities, Cash and fixed deposits...	30,21,355	14	*52,45,753 02				
Total	...	52,46,053	02				
				Public Monuments Maintenance Fund.			
Dr.		Cr.		Dr.		Cr.	
Rs.	nP.	Rs.	nP.	Rs.	nP.	Rs.	nP.
Balance on 1st April 1959	...			Balance on 1st April 1959	...	1,74,338	44
Balance on 31st March 1960 as per Balance Sheet, Appendix No. 5	...	1,74,338	44	Balance on 31st March 1960 as per Balance Sheet, Appendix No. 5	...	1,74,338	44
				Total Rs.	...	1,74,338	44
				Endowments Fund.			
Dr.		Cr.		Dr.		Cr.	
Rs.	nP.	Rs.	nP.	Rs.	nP.	Rs.	nP.
Balance on 1st April 1959	...			Balance on 1st April 1959	...	9,67,247	75
Interest, Bonus, etc., invested during the year and donations received	...			Interest, Bonus, etc., invested during the year and donations received	...	11,168	50
Balance on 31st March 1960 as per Balance Sheet, Appendix No. 5	...	9,78,416	25	Balance on 31st March 1960 as per Balance Sheet, Appendix No. 5	...	9,78,416	25
				Total Rs.	...	9,78,416	25
				Hospital Fund.			
(Corporation Resolution No. 1217 of 12th May 1919).				(Corporation Resolution No. 497 of 15th November 1934).			
Dr.		Cr.		Dr.		Cr.	
Rs.	nP.	Rs.	nP.	Rs.	nP.	Rs.	nP.
Balance on 1st April 1959	...		00 00	Balance on 1st April 1959	...	18,59,705	71
Interest realised during the year	...		594 62	Donations received during the year	...	83,476	55
Net Recoveries of fines during the year...	...		1,154 13	Expenditure during the year	2,150	00	
Contribution from Revenue	...		1,16,254 52	Balance on 31st March 1960 as per Balance Sheet, Appendix No. 5	...		
Expenditure during the year	1,18,003	27		Amount advanced for financing capital Expenditure	5,05,836	08	
Amount held in Securities and Cash	...			Amount held in securities and cash	14,34,996	18	
Total Rs.	...	1,18,003	27	Total	...	19,40,832	26
				Total	...	19,43,182	26



**APPENDIX No. 6—(Contd.)**  
**Statement of Special Funds 1959-60.**

<b>K.E.M. Hospita and G. S. M. Coege Equipment Fund</b> (Corporation Resolution No. 650 of 3rd December 1935)..				<b>Fidelity Guarantee Insurance Fund.</b> (Corporation Resolution No. 1283 of 10th March 1941).				
<i>Dr</i>				<i>Dr.</i> <i>Cr.</i>				
	Rs.	nP.	Rs.	nP.	Rs.	nP.	Rs.	nP.
Balance on 1st April 1959			86,405	58			1,64,466	60
Amount of Depreciation on Plant & Machinery credited to the Fund during the year...			13,868	32			9,712	31
Balance on 31st March 1960 as per Balance Sheet, Appendix No. 5							5,184	07
Amount advanced for financing Capital Expenditure ... 11,872 79					1,79,362	98		
Amount held in Securities and cash ... 88,401 11	1,00,273	90					1,79,362	98
<b>Total ...</b>	<b>1,00,273</b>	<b>90</b>	<b>1,00,273</b>	<b>90</b>	<b>1,79,362</b>	<b>98</b>	<b>1,79,362</b>	<b>98</b>
<b>G.S.M. College and K.E.M. Hospital Research Fund.</b> (Corporation Resolution No. 176 of 21st June 1937).				<b>Welfare Fund</b> (Contributed under Section 120A of the Bombay Municipal Corporation )				
<i>Dr.</i> <i>Cr.</i>				<i>Dr.</i> <i>Cr.</i>				
	Rs.	nP.	Rs.	nP.	Rs.	nP.	Rs.	nP.
Balance on 1st April 1959			2,00,033	58			1,40,279	31
Interest realized during the year			7,872	39			17,968	00
Expenditure during the year	17,609	14					4,403	02
Balance on 31st March 1960 as per Balance Sheet, Appendix No. 5							388	55
Amount advanced for financing Capital Expenditure ... 92,089 65					37,487	88		
Amount held in securities and cash ... 98,207 18	1,90,296	83			1,25,551	00		
<b>Total ...</b>	<b>2,07,905</b>	<b>97</b>	<b>2,07,905</b>	<b>97</b>	<b>1,63,038</b>	<b>88</b>	<b>1,63,038</b>	<b>88</b>

**Land (Reclamation and Acquisition) Fund.**

(Corporation Resolution No. 1623, dated the 7th February 1957).

	<i>Dr.</i>	<i>Cr.</i>
	Rs. nP.	Rs. nP.
Balance on 1st April 1959		53,79,191.88
Interest during the year		1,61,726.48
Balance on 31st March 1960 as per Balance Sheet, Appendix No. 5—		
Rs. nP.		
Amount advanced for Financing Capital Expenditure ... 5,93,085.37		
Amount held in Fixed Deposits, Cash and Securities ... 49,47,832.99		
	55,40,918.36	
<b>Total ...</b>	<b>55,40,918.36</b>	<b>55,40,918.36</b>

## APPENDIX No. 6—(Concluded.)

## Statement of Special Funds 1959-60.

Provident Fund.				Rs.	nP.	Rs.	nP.	Rs.	nP.	Rs.	nP.
(Corporation Resolution No. 5598, dated the 7th September 1920)											
Balance on 1st April 1959	...	...	...	4,58,84,865	92						
Less—Transferred from Trust	...	...	...	74,757	19						
Amount of Subscriber's Accounts—											
(1) Other than Trust and Education Committee's employees	...	...	...	4,58,10,108	73	4,58,10,108	73				
(2) Trust employees	...	...	...	40,11,138	38						
Add—Transferred to Municipal	...	...	...	74,757	19	40,85,895	57	40,85,895	57		
(3) Education Committee's Employees	...	...	...					1,97,99,148	65		
(4) Suburban Employee	...	...	...					39,74,563	53		
(5) Extended Suburban Employees	...	...	...					3,13,286	63		
(6) Excess Interest, Profit on sale of Securities, etc.	...	...	...					7,17,386	94		
Receipts on account of Subscriptions and contribution during 1959-60 in respect of employees other than Trust, Education Committee's Employees and Suburban Employees	...	...	...	70,81,183	47					7,47,00,390	05
Deduct—Payments during the year	...	...	...	44,53,853	33						
Interest allowed on Provident Fund accounts of employees other than Trust, Education Committee's employees and Suburban Employees	...	...	...	18,85,939	27						
Deduct—Payments during the year	...	...	...	36,781	36	18,49,157	91				
Recoveries on account of Subscriptions and Contributions during 1959-60 in respect of Provident Fund Accounts of Trust Employees	...	...	...	5,77,237	46					44,76,488	05
Deduct—Payments during the year	...	...	...	3,90,129	84	1,87,107	62				
Interest allowed on Provident Fund Accounts of Trust employees	...	...	...	1,64,964	92						
Deduct—Payments during the year	...	...	...	5,146	22	1,59,818	70				
Receipts on account of Subscriptions and Contributions during 1959-60, in respect of Provident Fund Accounts of Education Committee's Employees	...	...	...	33,40,242	12					3,46,926	32
Deduct—Payments during the year	...	...	...	18,17,452	20						
Interest allowed on Provident Fund Accounts of Education Committee's Employees.	...	...	...	8,07,877	55						
Deduct—Payments during the year	...	...	...			8,07,877	55				
Receipts on account of Subscription and Contribution during 1959-60 in respect of Provident Fund Accounts of Suburban Employees	...	...	...	13,70,140	83					23,30,667	47
Deduct—Payments during the year.	...	...	...	8,33,529	78						
Interest allowed on Provident Fund Accounts of Suburban Employees	...	...	...	1,58,407	60						
Deduct—Payments during the year	...	...	...	3,811	63	1,54,595	97				
Receipts on account of subscriptions & contributions during 1959-60 in respect of Provident Fund Accounts of extended Suburban employees	...	...	...	2,22,864	66						
Deduct—Payments during the year	...	...	...	93,110	02						
Interest allowed on Provident Fund Accounts of the employees of extended Suburban Employees	...	...	...	11,980	10						
Deduct—Payments during the year	...	...	...	11	01	11,969	09			1,41,723	73
Net Interest on Provident Fund Investments realized during the year	...	...	...					30,03,872	57		
Deduct—Interest allowed at 4 per cent. per annum on Provident Fund Accounts	...	...	...								
(1) Employees other than Trust Education Committee's Employees and Suburban Employees	...	...	...	18,85,939	27						
(2) Trust Employees	...	...	...	1,64,964	92						
(3) Education Committee's Employees	...	...	...	8,07,877	55						
(4) Suburban Employees	...	...	...	1,58,407	60	30,29,169	44			Dr. 25,296	87
(5) Extended Suburban Employees	...	...	...	11,980	10						
Profit on account of conversion of Securities	...	...	...							4	00
Represents the out standing Amount of Employees' subscription and interest not claimed by the parties for more than 12 years	...	...	...							10,316	13
Balance on 31st March 1960 as per Balance Sheet Appendix No. 5	...	...	...					8,26,72,425	90		
	...	...	...					8,26,72,425	90	8,26,72,425	90

\* Provident fund of the suburban employees is merged from 1-4-53.  
 \*\* do. do. do. 1-4-58.

G. V. DAMLE,  
 Chief Accountant.

M. G. PIMPUTKAR,  
 Municipal Commissioner.

## APPENDIX No. 7.

## Capital Fund Balance Sheet as at 31st March 1960.

LIABILITIES.		Rs.	ASSETS.		Rs.
<b>Loans Outstanding:—</b>			<b>Block Account:—</b>		
Due to Government (Vide details as shown in Appendix No. (11))	...	8,18,99,938.95	<b>Loan Funds—</b>		
Due to Public— (Vide details as shown in Appendix No. (11))	...	33,89,93,500.00	Property and Assets at original cost as per Appendix No. 8. Rs. 61,77,38,945.53		
Advances from Special Funds— (Vide details as shown in Appendix No. (11))	...	49,96,208.46	Deduct—Subventions granted for the conversion of privies into water closets, shown below		15,86,030.88
		42,58,89,647.41			61,61,52,914.65
<b>Trust Fund Account—</b>			Add—Subventions granted for the conversion of privies into water-closets Rs. 22,97,055.00		
Donation from Mr. D. M. Bahadurji. Rs. 3.69			Deduct—Expenditure		
Donation from Sheth Shantilal M. Parikh for the establishment of a Blood Bank ... Rs. 15,219.38			written off Rs. 7,11,024.12 Rs. 15,86,030.88		61,77,38,945.53
Donation from The Trustees of the late Justice Badruddin Tyabji Memorial Fund for the construction of Orchard House at Victoria Garden ... Rs. 1,694.50			<b>Trust Fund—</b>		
Donation from The Chairman of Trustees of the Lotus Trust for the construction of electric crematorium at Chandanwadi Rs. 71.62			Expenditure as per Appendix No. 8		57,45,503.95
Donation from The Managing Trustee of Shri Ramkumar Charitable 'X' Ray Institute Trust for Conversion of F Ward Stables into an Insolation Hospital for 80 Beds for T. B. Patients etc. Rs. 51,001.00			<b>Worn-out Water Mains Renewal Fund—</b>		
Donation from Reserve Bank of India for construction of a ward 38/40 beds for accommodating their Sick employees in K. E. M. Hospital ... Rs. 48,417.39			Expenditure as per Appendix No. 8		9,64,525.91
Donation from The Trustees of Shri Anant Nathaji Maharaj Jain Temple towards the cost of construction of a new public convenience. Rs. 1.25			<b>Municipal Land and Buildings Fund—</b>		
Donation from Dr. G. V. Deshmukh for providing additional 50 Surgical Beds for women in the M. G. H. Sion ... Rs. 250.00			Land purchased and Buildings erected as per Appendix No. 8		43,03,043.42
Amount received from Government of Bombay for the work of construction of Sub-way near Church Gate Station. Rs. 00.38			Temporary advance to Development Fund		31,77,390.37
Amount received from the Poor Box Charity Fund for Convalescent Home at K. E. M. Hospital ... Rs. 1,52,767.17			<b>Investments—</b>		
Amount received from Government of India for equipment of Neuro Surgical Unit ... Rs. 1,00,000.00			<b>Sinking Fund—</b>		
Amount received from the President, T. N. M. College Pavilion Fund ... Rs. 44,850.58			As per Appendix No. 10		(a) 9,64,10,225.00
Amount received from the Governor's Hospital Fund for extension of Orthopaedic Theatre at K. E. M. Hospital ... Rs. 2,20,444.10			<b>Loan and Trust Funds—</b>		
Amount received from Rockefeller Foundation Trust, for the work of construction of additional floors over the Registration Block and out patients department, etc., at K. E. M. Hospital ... Rs. 2,56,584.15		8,91,305.21	Amount reserved for capital stores—		2,32,87,710.05
		8,91,305.21			
<b>Surplus—</b>					
<b>CAPITAL ASSETS AT ORIGINAL COST OVER LIABILITIES:—</b>					
Sinking Fund on Loans <sup>1</sup>	...	9,64,10,225.00			
Loans Redemption Fund	...	23,66,81,798.97			
Premia on Loans	...	3,20,848.74			
Contributions from Special Funds	...	8,03,171.02			
Do. Revenue for Loan Works Establishment	...	17,869.98			
Do. G. I. P. Railway	...	3,74,000.00			
Do. Port Trust	...	1,56,500.00			
Do. Government for Schools...	...	5,00,000.00			
Do. Government for widening the Love Grove Bridge	...	91,234.00			
Do. Worn-out Water Mains Renewal Fund	...	9,64,525.91			
Do. Land and Buildings Fund	...	74,80,433.79			
Do. Development Fund	...	1,34,32,075.48			
Do. Revenue towards Bai Jerbai Wadia Hospital for Children	...	7,00,000.00			
Do. Trust Fund	...	57,45,503.95			
Do. Trustees Gokaldas Tejpal Charities	...	18,123.64			
Grant in aid from Government for widening the road in Colaba division		12,975.87			
		36,37,09,286.35			
<b>Deduct—</b>					
<b>Assets written off—</b>					
Amount as on 31st March 1959	Rs. 1,31,22,590.31				
Additions during the year	Rs. 12,62,319.11				
		1,43,84,909.42			
		34,93,24,376.93			
<b>Grand Total</b>	...	77,61,05,329.55			
			<b>In Cash and fixed Deposit</b>		2,44,77,985.32
					77,61,05,329.55

(a) For Face, Purchase and Market Values of Securities held in the Sinking Funds, please see Appendix No. 16-A.

<sup>1</sup> This amount represents Balance on account of Trust Funds and Loan Fund.G. V. DAMLE,  
Chief Accountant.M. G. PIMPUTKAR,  
Municipal Commissioner.

## APPENDIX No. 8.

## SUMMARY

	Total Capital Expenditure upto 31st March 1959.	Expenditure During 1959-60.		Capital Expenditure upto 31st March 1960.
		Out of Loan Funds.		
	Rs.	Rs.		Rs.
<b>(1) Loan Funds</b>				
I.—General supervision, Collection of Revenue, etc. ....	60,09,169	4,77,934		64,87,103
II.—Water Works ...	34,09,89,340	1,09,78,091		35,19,67,431
III.—Education, Primary ...	27,98,012	...		27,98,012
IV.—Education, Secondary ...	20,704	...		20,704
V.—Public Health Department ...	1,21,73,343	33,586		1,22,06,929
VI.—Medical Relief and Education.	1,99,26,770	47,48,370		2,46,75,140
VII.—Street, Cleansing and Conservancy Road Watering and Halalkhore Service ...	3,60,40,284	27,71,316		3,88,11,600
VIII.—Roads, Drains and Sewers ...	9,27,51,424	10,29,774		9,37,81,198
IX.—Mechanical ...	36,35,026	...		36,35,026
X.—Buildings, Land Acquisition and Management ...	4,89,55,759	9,26,410		4,98,82,169
XI.—Fire Brigade ...	21,52,204	3,83,876		25,36,080
XIII.—Gardens and Open Spaces ...	62,74,383	73,185		63,47,568
XIV.—Markets and Slaughter Houses	1,02,65,007	58,638		1,03,23,645
XV.—Slum Service ...	31,02,377	5,75,867		36,78,244
XVI.—Measures for Civil Defence...	1,87,149	...		1,87,149
XVII.—Greater Bombay ...	2,82,811	2,245		2,85,056
XVIII.—Industrial Estates ...	196	...		196
Discount and other charges on Loans	66,33,952	...		66,33,952
Plant and Machinery ...	41,44,746	Cr.	6,63,002	34,81,744
<b>(1) Loan Funds—Total.</b>	<b>59,63,42,656</b>	<b>2,13,96,290</b>		<b>61,77,38,946</b>
<b>(2) Trust Fund</b>				
Works executed ...	55,95,417	1,50,087		57,45,504
<b>(3) Worn out Water Mains Renewal Fund</b>				
Works executed ...	9,64,526	...		9,64,526
<b>(4) Land and Buildings Fund</b>				
Lands purchased and buildings erected ...	43,03,044	...		43,03,044
<b>Grand Total.</b>	<b>60,72,05,643</b>	<b>2,15,46,377</b>		<b>62,87,52,020</b>

## APPENDIX No. 8

Block Account showing details of Capital Expenditure upto 31st March 1960.

	Total Capital Expenditure upto 31st March 1959.	EXPENDITURE DURING 1959-60.	Total Capital Expenditure upto 31st March 1960.
	Rs.	Rs.	Rs.
<b>I.—GENERAL SUPERVISION, COLLECTION OF REVENUE, etc.</b>			
Works completed (as per Report for 1958-59) ...	26,11,056	...	26,11,056
Works in progress—			
Extension of the Municipal Head Office Building ...	31,34,424	2,41,501	33,75,925
Remodelling of Municipal Central Stores ...	2,71,221	1,299	2,72,520
Alterations to the ground floor and addition of a first floor to a portion on the Western side of the existing Municipal Printing Press Bldng at Carnac Bridge ...	Cr. 4,669	1,00,743	96,074
Extension of the Municipal Printing Press Building to house the machinery for executing the printing work of B. E. S. & T. Undertaking. ...	Cr. 2,863	...	Cr. 2,863
Constructing a new building consisting of a ground and one upper floor on the site of the oil godown near the existing One of the Municipal Central Stores ...	...	98	98
Construction of 16 tenement w for Watchmen of Central Stores in Yard No. 2 at DeLisle Road ...	...	74,445	74,445
Construction of four storied building on Plot No. 172 (West) Scheme No. 6, Sion Matunga Estate for housing Municipal Officers ...	...	59,848	59,848
Total Works in progress ...	33,98,113	4,77,934	38,76,047
I.—General Supervision, etc., Total ...	60,09,169	4,77,934	64,87,103
<b>II.—WATER WORKS, ORDINARY.</b>			
Works completed (as per Report for 1958-59) ...	6,14,73,103	...	6,14,73,103
Works completed—			
Protective measures to the trunk mains and the slopes on the Eastern side of Malabar Hill ...	62,568	...	62,568
Strengthening the electric cables and providing new circuit breakers for new pumps to be installed at Bhandarwada Hill Reservoir M. N. R. control room ...	58,896	...	58,896
Filling up with earth the Municipal Lands east of 481 old Tansa main at Chatkopar ...	29,553	...	29,553
Replacing the portion of syphon No. 6 between Kapuradi and Pokharan ...	64,235	...	64,235
Laying a 12" main in Shankarrao Pupala Road (E Ward) ...	63,538	...	63,538
Extension of 61 main in Telwadi through Satta Gully ...	9,650	...	9,650
Providing a 41 water main for gardening purposes at Malabar Hill ...	4,723	...	4,723
Providing an additional bay and a floor over the mechanic's shop in the maintenance workshop at DeLisle Road ...	37,298	...	37,298
Providing garden at Powai ...	1,47,887	...	1,47,887
Laying a 6" water main in roads leading to Kala Killa of Dharavi Road ...	7,469	...	7,469
Laying 61 main in East Footpath of Queen's Road from Veer Nariman Road to 1st Marine Street ...	46,879	...	46,879
Laying 61 main in Dabholkar Wadi og Parel Tank Road ...	7,234	...	7,234
Laying 61 main in Ladi Wadi ...	2,992	...	2,992
Repairs to piers and foundations of the bridge over Bandra Creek. ...	67,216	...	67,216
Laying 61 water main in road connecting Gokhale Society Lane and Dr. Batliwalla Road ...	5,738	...	5,738
Works completed ...	6,15,876	...	6,15,876
II.—Water Works—Works completed—Grand Total ...	6,20,88,979	...	6,20,88,979

## APPENDIX No. 8—Contd.

	Total Capita Expenditure upto 31st March 1959	EXPENDITURE DURING 1959-60.	Total Capital Expenditure upto 31st March 1960.
	Rs.	Rs.	Rs.
<b>II—Water Works—Brought over</b> ...	6,20,88,979	...	6,20,88,979
<b>Works in progress—</b>			
Laying a 6" water main in Cinema Road behind Metro Cinema.	16,641	..	16,641
Providing new water mains in Mahim District ...	2,04,630	20,723	2,25,353
Repairing and extending the Trolley Track in various syphons of the duct line outside Bombay ...	1,18,450	Cr. 4	1,18,446
Housing accommodation for emergency gangs for the labour staff in the outside City Division ...	2,45,648	...	2,45,648
Improving the water supply in localities in B Ward—laying water mains in Masjid Bunder Road Sandhurst Road, etc.	2,08,576	2,084	2,10,660
Providing concrete blocks under steel mains outside City at places where they are badly corroded ...	18,52,357	1,97,605	20,49,962
Providing hydrants in roads where there are no hydrants or where additional hydrants are necessary ...	1,30,793	6,519	1,37,312
Providing venturi meters on Trunk outlets and inlets and Distributory mains in the various parts of the City ...	2,56,236	155	2,56,391
Enlarging the 5" main in Falkland Road Low level to meet 9" main in Sleater Road ...	Cr. 147	...	Cr. 147
Providing auxiliary Sluice Valves on daily operated cross connections Valves, etc. ...	41,047	2,469	43,516
Providing by-pass arrangements on large sized sluice valve on important water mains at the various parts of the City ...	5,284	2,166	7,450
Providing cross connections and sluice valves for adequate Fire Service ...	38,262	4,342	42,604
Laying water main in Sion-Matunga Scheme No. 6 ...	2,49,626	30,722	2,80,348
Laying 24" > 18" for 12" water meter from 48" Tansa main near Kol-wada Station for Antop Hill Wadala Area ...	1,32,806	51,065	1,83,871
Enlarging all the 3"-4" water main in A Ward to Suitable sizes Measures to prevent frequent bursts on the 24" Vehar Main at Kurla ...	2,23,908	2,511	2,26,419
Providing water mains with hydrants etc., in the layout of Road 5 in Scheme No. 57 Sewri Wadala ...	17,754	...	17,754
Providing a 12" water main in Dadar Kumbharwala Lane ...	28,998	...	28,998
Protection of 57" Tansa Steel mains in the City ...	16,96,713	4,67,744	21,64,457
Laying a 30" main from the 57" West main along Globe Mill Passage Road No. 5B, Worli Road upto junction of Cadel Road and Chowney Gully ...	5,56,566	1	5,56,567
Laying water mains in the roads of the proposed layout for the Worli Neighbourhood unit at Worli ...	55,215	24,078	79,293
Enlarging the existing 6" main in Parel Tank Road to 9" ...	1,58,726	30,893	1,89,619
Enlarging the 3" water main at Khara Tank Street to 12" ...	33,812	...	33,812
Enlarging the existing 4" main in Mathew Road to 9" from French Bridge upto New Queen's Road ...	38,149	...	38,149
Laying 6" water main in Khetwadi 11th Lane ...	4,980	...	4,980
Enlarging the existing 2" water main to 6" in Madhavpura Street (E Ward) ...	2,138	...	2,138
Providing Park for visitors on hilltops adjoining Vehar Garden ...	24,306	...	24,306
Strengthening of Tansa Dam ...	69,21,849	48,763	69,70,612
Enlarging the existing 6" main in Khetwadi Main Road to 12" ...	1,44,807	Cr. 1	1,44,806
Enlarging the 6" water main in western footpaths of Clare Road and extending it to join the 36" main ...	84,945	...	89,945
Re-modelling the workshop and yard at Ghatkopar ...	21,646	...	21,646
Construction of a Pavilion at Tansa ...	13,198	975	14,173
Conversion of N. P. Hydrants into S. P. Hydrants at Bhandarwada Hill Reservoir and Malabar Hill Reservoir ...	28,502	4	28,506
Laying 6" water main in the portion of Gymkhana Road at Telang Road, Matunga ...	10,976	...	10,976
Providing water mains for Antop Village Housing Scheme for non-schedule staff of B.P.T. ...	53,488	8	53,496
Laying 9" hydrant main in Scotish Orphanage Lane and Bhandar Gully ...	25,263	...	25,263
<b>II—Water Works—Works in progress—Carried forward</b>	1,99,74,299	9,29,565	1,49,03,864
<b>II—Water Works—Carried forward</b>	6,20,88,979	...	6,20,88,979

## APPENDIX—No. 8—Contd.

	Total Capital Expenditure upto 31st March 1959.	Expenditure during 1959-60.	Total Capital Expenditure upto 31st March 1960.
	Rs.	Rs.	Rs.
II—Water Works—Carried forward ...	6,20,88,979		6,20,88,979
II—Water Works—Works in Progress—Brought over ...	1,39,74,299	9,29,565	1,49,03,864
Laying 6" main in Nawab Tank Road ...	8,680	...	8,680
Laying 24" main in Mint Road and Frere Road from Elphin- stone Circle to Fort Street ...	1,39,922	1,237	1,41,159
Laying a 24" main in Charni Road from Khetwadi to Sad- hurst Road ...	59,785	...	59,785
Extension of Tulse Trolley Track ...	52,431	8,823	61,254
Provision of sanitary conveniences for the Labour Staff work- ing in Outside City Division ...	34,848	30,867	65,715
Laying the 12" W. M. with 10 hydrants in Lady Hardinge Road Concreting the approach road to Hanging Gardens from Babul- nath Road to Gibbs Road ...	61,979	15,202	77,181
Shifting of daily operated S. V.'s in roads under heavy traffic ...	36,104	4,279	40,383
Conversion of a daily operated sluice valve of hyes over 12" into electrically operated ones ...	Cr. 16	...	Cr. 16
Resurfacing the pathways at Malbar Hill Reservoir and Bhan- darwada Hill Reservoir Gardens with soil cement ...	14,766	Cr. 24	14,742
Adding first floor to Mali's Quarters at Siri Roads ...	2	...	2
Enlarging the existing 6" main in Shaikh Memon Street to 12" between Kalbadevi and Princess Street ...	68,355	1,308	69,663
Enlarging 18" water main in Veer Nariman Road (Churchgate Street) to 24" from Flora Fountain to Elphinstone Circle ...	75,054	...	75,054
Laying 6" water main in public passage off Durga Street ...	4,660	...	4,660
Construction of a BEST Sub. Station for Malbar Hill Reservoir ...	2	852	854
Laying 3" hydrant main in Jambulwadi ...	3,068	...	3,068
Enlarging the existing 6" main to 21"-18" in Kandawadi Lane and connecting it to 24" main in Girgaon Road and 18" main in C. P. Tank Road ...	1,43,202	2	1,43,204
Construction of 4 unit chawl at B. H. R. for Sluicement and Chawiwalas ...	9,198	...	9,198
Laying 6" water main in Hargovind Desaiwadi from Bhaskar Lane to Kumbhartukda Lane ...	6,281	...	6,281
Construction of W.C. Block at Sir Pherozeshah Mehta Gardens at M. H. R. ...	8,113	...	8,113
Laying a 30" water main along Queens Road and 1st Marine Street to Dhobi Talao ...	67,438	Cr. 5,371	62,067
Laying a 30" water main in Foreshore Road, Colaba from junction F Road to junction Wodehouse Road ...	2,62,419	4,327	2,66,746
Laying a 12" water main in Dr. Viegas Street ...	40,811	911	41,722
Laying 6" main in Lohar Chawl from Cadell Road to Balamia Road ...	5,501	4	5,505
Laying 6" water main in Suparibaug Cross Road from Suparibaug Road to Aimal Merwanji Road ...	14,183	1	14,184
Laying a 6" water main in Paul Street from Vincent Road East to Road No. 2 Naigaum Estate ...	8,109	Cr. 570	7,539
Laying a 6" water main in Bhojat Gulley from Lady Hardinge Road to Mannala Tank Road ...	10,038	...	10,038
Extending 5" main in Gokuldas Pasta Road by 6" one to meet the 9" main in Vincent Road ...	1,942	978	2,920
Extending and enlarging the 4" main in Bruce Street to 6" off Mahatma Gandhi Road ...	17,248	...	17,248
Laying 9" main in Juckeria Bunder Road from Reay Road to Sewri Station Road junction Sewri Bazaar Road ...	42,457	14,707	57,164
Providing Scour Valves and cross connections to the existing water main in the City (North) ...	4,435	...	4,435
Enlarging the existing 4" main in Arthur Road to 9" ...	24,545	Cr. 32	24,513
Enlarging 12" water main in Carnac Road to 24" from Dr. Dada bhoj Nawroji Road to Girgaum Road ...	1,33,473	...	1,33,473
II—Water Works—Works in Progress Brought Over ...	1,53,48,866	10,07,066	1,63,55,932
II—Water Works—Carried forward ...	6,20,88,979	...	6,20,88,979

## APPENDIX No. 8—(Contd.).

	Total Capital Expenditure upto 31st March 1959.	EXPENDITURE DURING 1959-60.	Total Capital Expenditure upto 31st March 1960.
	Rs.	Rs.	Rs.
II—Water Works Carried forward	6,20,88,979	...	6,20,88,979
II—Water Works—Works in Progress Carried forward	1,53,48,866	10,07,066	1,63,55,932
Laying an 18" main for Cuffe Parade for the Army, Navy and Tata Institute of Fundamental Research	1,83,651	92	1,83,743
Laying a 9" main in Temkar Street from junction Grant Road to junction Bellasis Road for a length of about 1,910 feet	32,068	2,477	34,545
Enlarging 6" water main in Girgaum Road, and Vithalbai Pate Road to 9" (from Opera House to Chani Road.)	76,590	Cr. 1	76,589
Provision of quarters at Bhandup for chlorinating staff	11,672	372	12,044
Providing lighting arrangement at Kamla Nehru Park and ladie and children's Garden at Malbar Hill	19,047	6,368	25,415
Guniting portion of 57" Tansa mains between Marol and Santa Cruz	1,65,965	1,81,025	3,46,990
Enlarging the 4" main in 2nd Fanaswadi to 6"	8,245	Cr. 4	8,241
Laying 6" water main in Gymnasium Road (A Ward)	22,117	Cr. 272	21,845
Laying 6" water main in Bapty Road and Bapty Road Cross Lane	7,277	27	7,304
Laying 6" main in the Lane off Ranade Road Extension	2,132	1,338	3,470
Construction of a summer house at Sir Pheroze Shah Mehta Gardens	4,390	19	4,409
Laying a 12" water main in Mugbhat Lane for 21" main in Khadilkar Road and to connect it to the 6" main in Pimpalwadi Cross Lane	39,306	Cr. 114	39,192
Laying 12" water main in Fanaswadi	54,221	Cr. 2	54,219
Enlarging the 9" water main in Mount Road to 12"	59,190	17,058	76,248
Laying an 18" water main in Keshavji Naik Road and Dr. Meishri Road	2,15,091	7,397	2,22,488
Enlarging the 72" dia. Tansa water main to 96" dia. between Kasheli Anchor Block to Kapurbavdi Anchor Block	10,93,239	15,41,320	26,34,559
Enlarging the existing 4" main in Bhawanishankar Cross Road to 6"	9,085	1,163	10,248
Extending the existing 6" main in Mahella Patel Agiary Lane to meet 6" main in Grant Road	5,368	81	5,449
Enlarging 5" main to 9" in old Bengalipura Street	11,283	...	11,283
Laying a 4" Hydrant main in Telli Gully	4,328	...	4,328
Laying 6" main in Pednekar Wadi off Sayani Road	5,707	4	5,711
Connecting water mains along Lakhamsi Nappoo Road and Sir Bhalchandra Road with 32" Vehar Main	78,816	768	79,584
Laying 6" water main in Borkar Wadi Lane between Bhandar Gully and Sitala Devi Road	4,154	4,484	8,638
Laying 9" main in Doctor Street From junction Grant Road to junction Erskine Road	26,233	11,121	37,354
Construction of 5 unit chawl at Ghatkopar Syphonthead	8,751	888	9,639
Laying 9" main in Sun Mill Lane	42,679	556	43,235
Making 18" X connection between Duct and 72" East and West Tansa Mains near Bhandup	12,127	...	12,127
Enlarging the existing 4" main in Kumbharwada cross lane to 9" (G Ward)	8,099	330	8,429
Enlarging 6" main in Benham Hall Lane to 12" size	27,191	2,970	30,161
Enlarging a 12" main in Bora Bazar Street from junction Dada-bhai Novrojee Road to Junction Agiary Lane	53,428	1,099	54,527
Replacing 37 Sluice valves including two pen stock Jates in O.C. division of W. W. department	13,063	11,853	24,916
Laying 9" main in Dharavi Cross Road (Tadwadi) from junction Dharavi Road to junction Dharavi Dhedwadi	17,568	5,234	22,802
Extension of motor trolleys shed at Ghatkopar	9,415	5	9,420
Laying a new 6" water main in Love Lane Cross Lane	3,862	14	3,876
Laying a 6" main in the passage off Vincent Road	4,321	182	4,503
Laying 9" main near Government Housing Scheme at Koliwada	22,323	3,055	25,378
Raising a floor over the new Chawl at Babula Tank Yard	8,365	2,826	11,191
Enlarging the existing 4" water main in Sewri Cross Road to 6"	Cr. 7,077	...	Cr. 7,077
Constructing a boundary wall at certain places on both sides of the Municipal land between Khar Road crossing and Vankola Road crossing (Nehru Road)	61	...	61
Enlarging the existing 6" main in portion of Hasnali Tank Road to 12"	15,002	11,310	26,312
Laying 6" water main B. G. Kher Road, Worli	10,931	14,963	25,894
Laying a 9" main in Little Gibbs Road	19,569	6,269	25,838
II.—W. W. Works in progress—Carried forward	1,77,57,719	28,43,341	2,06,01,060
II.—Water Works—Carried forward	6,20,88,979	...	6,20,88,979



## APPENDIX No. 8.—Contd.

	Total Capital Expenditure upto 31st March 1959.	EXPENDITURE DURING 1959-60.	Total Capital Expenditure upto 31st March 1960.
	Rs.	Rs.	Rs.
II—Water Works—Carried forward ...	6,20,88,979		6,20,88,979
II—Water Works in progress—Brought over ...	1,77,57,719	28,43,341	2,06,01,060
Providing 9½ water main behind B.D.D. Chawls, Worli between Fergusson Road and Globe Mill Lane ...		10,309	10,309
Providing a chlorination plant for 12½ water main at Bhandup ...		14,003	14,003
Laying a 12½ water main in Trinity Street ...		1,503	1,503
Laying 12½ water main in Esmail Curtay Road, etc. ...		58,684	58,684
Laying 4½ hydrants main in a lane off Haines Road ...		4,788	4,788
Renewal of water service pipes in the road taken up for permanent construction ...		14,477	14,477
Construction of a compound wall to fence the Municipal land from Ghatkopar Cross connection to Ghatkopar Agra Road Bridge ...		155	155
Providing 12½ fecer main in Wittet Road and Ballard Road ...		72,616	72,616
II W. W. ordinary—Total works in progress ...	1,77,57,719	30,09,876	2,07,67,595
AUGMENTATION OF THE CITY'S WATER SUPPLY— VAITARNA-cum-TANSA SCHEME—			
I.—Survey ...	93,591		93,591
II.—Preliminary Works ...	20,48,299	Cr. 3,781	20,44,518
III.—Land Acquisition ...	10,73,098	4,882	10,77,978
IV.—Dam and appertenant Works ...	6,44,38,973	1,02,938	6,45,41,911
V.—Tunnels and Appertenant Works ...	1,59,29,378	1,65,411	1,60,94,789
VI.—Laying of pipe line ...	7,75,16,444	8,74,909	7,83,91,353
VII.—Quarters, Store houses, Offices ...	7,08,282	61	7,08,343
VIII.—Miscellaneous ...	37,75,628	Cr. 14,054	37,61,564
IX.—Supervision Charges ...	75,26,566	1,80,140	77,06,706
Total—V.C.T. Scheme ...	17,31,10,257	13,10,496	17,44,20,753
IMPROVING THE DISTRIBUTION SYSTEM IN THE CITY— INLETS TO EXISTING SERVICE RESERVOIR M. H. R. AND B. H. R. and the proposed service Reservoirs at Rowli & Worli Hills			
(a) A 72" main from Nana's Chawk to Malbar Hill Reservoir ...	19,10,748	Cr. 81	19,10,667
(b) 48" main from Futka Tank to B. H. R. connected with 57" main in Dharavi from Mahim to Futka Tank ...	53,08,101	1,52,554	54,60,655
(c) 96" main from Powai to Mahim ...	1,26,34,404	1,01,085	1,27,35,489
(d) 72" > 57" main from Mahim to Worli Naka extended by 48" main from Worli Naka to Haines Road junction T. P. Road ...	54,57,127	3,09,350	57,66,477
Improving the distribution system in the City: out lets from service Reservoir—			
(a) Laying a 48" new outlet from M.H.R. for Serving Kalbadevi area with its distributories ...	20,95,521	4,637	21,01,158
(b) Laying a 48" new outlet from Malbar Hill Reservoir upto Flora Fountain to serve the Fort Area. ...	23,99,973	Cr. 4,415	23,95,558
TOTAL—IMPROVING THE DISTRIBUTION SYSTEM IN THE CITY ...	2,98,06,874	5,63,130	3,03,70,004
Remodelling the distribution system in the City,			
(1) Laying 24" main along Hansali Tank Road and Ash a Lane between Tulsi Pipe Line Road and Cadell Road (3,700 R.ft.) ...	3,28,738	2,094	3,30,832
(2) Laying a 24" main in Gokhale Road and Lady Jamshedji Road, from Globe Mill Passage to Sitla Devi Temple Road (11,000 R.ft.) ...	9,10,567	229	9,10,796
(3) Laying a 12" main in Road 'D' off Shiwaji Park (3,600 R.ft.) ...	63,860		63,860
(4) Providing a 12" cross connection between the 9" main in Bhavanishankar Road (south) and 2-57" East and West Tansa mains at Junction Gokhale Road (200 R.ft.) ...	1,622		1,622
(5) Providing a 12" cross connection in Keluskar Road between the 2-57" East and West Tansa Mains at Lady Jamshedji Road and the existing mains in Keluskar Road (500 R.ft.) ...	Cr. 38,987		Cr. 38,987
(6) Laying a new 36" Bycula Outlet from B. H. R. upto Mount Road junction Love Lane (1,700 R.ft.) ...	52,451		52,451
(7) Laying a 24" main in Mount Road to connect the new 36" outlet with the 15" main Victoria Road (2,500 R.ft.) ...	57,838		57,838
(8) Laying a 24" main in New Nagpada Road to connect the 32" main in Parel Road (1,700 R.ft.) ...	164,976	17,211	1,82,187
(9) Laying a 24" main in Sukhlaji Street and Moreland Road to connect the 32" main in Grant Road and the 36" main in Souter Street (4,700 R.ft.) ...	4,00,099	Cr. 5,347	3,94,752
Total—Remodelling Carried forward ...	19,41,164	14,187	19,55,351
Total Augmentation Carried forward ...	20,29,17,131	18,73,626	25,47,90,757
Total—II.—W. W. Ord. C.F. ...	6,20,88,979		6,20,88,979

## APPENDIX No. 8—contd.

	Total Capital Expenditure upto 31st March 1959.	EXPENDITURE DURING 1959-60.	Total Capital Expenditure upto 31st March 1960.
	Rs.	Rs.	Rs.
II.—W. W. Carried forward ...	6,20,88,979	...	6,20,88,979
II.—W. W. Augmentation of the City's Water Supply B. F. ...	20,29,17,131	18,73,626	20,47,90,757
Remodelling the distribution system etc., Brought Over...	19,41,164	14,187	19,55,351
(10) Laying a 24" main from B. H. R. to connect with the existing 24" main in Wadi Bunder Road (1,300 R.ft.) ...	95,489	54	95,543
(11) Laying a 24" main along Lady Hardinge Road between the Tulsi Pipe Road and Cadell Road (3,200 R.ft.) ...	2,85,210	22	2,85,232
(12) Laying a 24" main along Sayani Road between Tulsi Pipe and Cadell Road (3,200 R.ft.) ...	2,81,260	122	2,81,382
(13) Laying a separate 24" steel main outlet from elevated tank to Dockyard Road ...	1,19,611	Cr. 11,545	1,08,166
(14) Laying a 18" C. I. main in Love Lane to connect the new 36" Byculla outlet on the 14" main in Parel Road (3,000 R.ft.) ...	73,844	3,015	76,859
(15) Laying a 15" C. I. main along Chorupdeo Road and Cannought Road to connect the proposed 24" main in Mount Road with the 14" and 12" mains in Parel Road (4,400 R.ft.) ...	2,10,984	4325	2,15,309
(16) Structural alterations in the Old Control Room at B.H.R. and the openings in the existing compartments of the Reservoir and provision of staff quarters ...	48,070	1,26,711	1,74,781
(17) Laying a 30" main along Annie Besant Road and Hornby Vellard between Worli Naka and Hornby Road Junction Clerk Road ...	1,29,785	...	1,29,785
(18) Laying a 48" outlet main and converting the existing 32" Tansa inlet main into outlet main to serve the Tardeo Warden Road and Gowalia Tank Road (600 R.ft.) ...	88,605	Cr. 1,113	87,492
(19) Laying a 18" main in Tardeo Road from Hornby Vellard upto Tardeo Tram Terminus (3,600 R.ft.) ...	95,578	2,091	97,669
(20) Converting the 12" Syphon main in Ridge Road into Pump supply main from Melabar Hill Reservoir by laying 15" pipes. (1,500 R.ft.) ...	45,290	16,770	62,060
(21) Laying a 12" main in Neapean Sea Road and Neapean Road (2,700 R.ft.) ...	50,980	Cr. 3,242	47,738
(22) Laying a 12" main in Gibbs Road and Forjet Street and 9" main in Altamount Road. (4,200 R.ft.-12") and (1,000 R.ft.-9") ...	99,892	45	99,937
(23) Laying a new 48" Mandvi, Pydonie, Kumbharwada outlet main from the B. H. R. and Babula Tank Road upto junction Rahimtulla Road (4,509 R.ft.) ...	3,28,606	84,417	4,13,023
(24) Laying a 30" main in Grant Road from Ibrahim Rahimtoola Road to Trimbak Parshram Street. (3,000 R.ft.) ...	75,909	Cr. 75,701	208
(25) Laying a 24" main in Jakeria Masjid Street from the New 48" Mandvi outlet and Babula Tank Road to connect with the 15" main in Carnac Road (5,600 R.ft.) ...	4,99,124	24,459	5,23,583
(26) Laying a 24" main in Trimbak Purshram Street to connect the new 30" outlet in Grant Road with the 24" main in Vallabhbhai Patel Road (1,500 R.ft.) ...	1,69,385	Cr. 10,560	1,58,825
(27) Laying a 12" main in Walkeshwar outlet from M. H. R. along Siri Road to join with the existing 12" main in Walkeshwar Road ...	29,947	1,103	31,050
(28) Laying a 18" main in Gowalia Tank Road and Warden Road from Kemp's corner upto Hornby Vellard. ...	Cr. 3	...	Cr. 3
(29) Laying a 24" main in Ebrahim Rahimtulla Road and Mohammadali Road to connect the 24" main in Vallabhbhai Patel Road with 15" main in Carnac Road ...	3,90,590	31,641	4,22,231
(30) Laying a 48" outlet main in Nesbit Road to connect it to 32" Vihar and 32" Tansa mains in Victoria Garden Road ...	325	15,393	15,718
(31) Laying 18" C. I. outlet main from M. H. R. to Hornby Vellard along Neapean Road and Bhulabhai Desai Road ...	...	22,797	22,797
Total—Remodelling Work in progress ...	50,59,645	2,45,091	53,04,736
<i>Master Plan for Distribution of Water Supply in the City.</i>			
(a) Preliminary Works ...	73,949	Cr. 1,240	72,709
(b) Land Acquisition ...	7,699	4,472	12,171
(c) Construction of service reservoirs and overhead tanks ...	17,50,214	6,56,726	24,06,940
(d) Laying mains ...	2,11,957	4,11,591	6,23,548
(e) Filtration Plants ...	73,723	Cr. 43,328	30,395
(f) Renovation of Duct ...	4,03,226	3,83,527	7,86,753
(g) Advance for purchase of stores ...	4,96,746	37,03,374	42,00,120
(h) Supervision ...	1,83,945	5,01,566	6,85,511
(i) Tools and Plants ...	16,314	16,112	32,426
(j) Miscellaneous ...	1,674	1,98,742	2,00,416
Total.—Master Plan ...	32,19,447	58,31,542	90,50,989
(6) Survey on the downstream side of Tulsi lake ...	128	17,956	18,084
Total—Augmentation of City's water supply ...	21,11,96,351	79,68,215	21,91,64,566
Total—Works in progress ...	22,89,54,070	1,09,78,091	23,99,32,161
Grand Total ...	29,10,43,049	1,09,78,091	30,20,21,140
Tansa Triplication works completed ...	4,99,46,291	...	4,99,46,291
Grand Total II.—Water Works ...	34,09,89,340	1,09,78,091	35,19,67,431

## APPENDIX No. 8—Contd.

	Total Capital Expenditure upto 31st March 1959.	EXPENDITURE DURING 1959-60.	Total Capital Expenditure upto 31st March 1960.
	Rs.	Rs.	Rs.
<b>III.—EDUCATION—PRIMARY.</b>			
SCHOOL BUILDINGS—	‡ 27,98,012	...	27,98,012
<b>IV.—EDUCATION—SECONDARY.</b>			
Works Completed	20,704	...	20,704
<b>IV.—Education-Secondary Total</b>	20,704	...	20,704
<b>V.—PUBLIC HEALTH.</b>			
Works completed (as per Report 1958-59)	17,83,978	...	17,83,978
Works Completed—			
Providing creche and nursery at Palton Road Chawls	31	...	31
<b>Total—Works completed</b>	17,84,009	...	17,84,009
Works in Progress—			
Construction of a Swimming Pool at Shivaji Park	12,69,515	22,461	12,91,976
Extension of Hindu Cemetery No. 74 at Worli	1,04,650	7	1,04,657
Acquisition of land occupied by Milch Cattle Stables in the City of Bombay	85,63,355	11,118	85,74,473
Construction of a Building for an electrically operated crematorium at Chandanwadi	2,94,064	...	2,94,064
Acquisition of Government land in C.S. No. 414 of Tardoo Division for providing housing for Hospital Staff	1,57,750	...	1,57,750
<b>Total—Works in Progress</b>	1,03,89,334	33,586	1,04,22,920
<b>V.—Public Health—Total</b>	1,21,73,343	33,586	1,22,06,929
<b>VI.—MEDICAL RELIEF AND EDUCATION.</b>			
Works completed (as per Report for 1958-59)	93,93,847	...	‡ 93,93,847
Works completed during the year—			
Acquisition of land in C.S. No. 1598 of Byculla Division for the extension of B. Y. L. Nair Charitable Hospital and T. N. M. College	3,66,845	...	3,66,845
Compensation for lost of lands occupied by R. P. T. B. Hospital, Sewri	4,21,884	...	4,21,884
<b>Total.—Works completed</b>	1,01,82,576	...	1,01,82,576
Works in progress—			
Additions and alterations V. D. Clinics buildings at Bellasis Road	45,955	...	45,955
Construction of a Badminton Court and one Canteen for the students of the G. S. Medical College	60,327	...	60,327
Construction and equipment of a building for accommodating 60 beds for Female patients in the compound of R. P. T. B. Hospital, Sewri	2,68,276	6,987	2,75,263
Works at R. P. T. B. Hospital—			
(i) Construction of a drying shed	16,520	...	16,520
(ii) Additions and alterations to the existing mortuary	...	...	...
(iii) Additions and alterations to the existing R.M.O.'s Quarter	...	...	...
(iv) Construction of two additional floors over the existing Nurses Quarters at R.P.T.B. Hospital...	1,07,394	...	1,07,394
Purchase of equipment and additions and alterations to Indian military Hospital at Dharavi (Municipal Group of Hospitals at Sion)—			
(i) Expenditure in connection with taking over the Indian Military Hospital at Dharavi	2,69,040	...	2,69,040
(ii) Addition and alteration to the existing structures at the Municipal Group of Hospitals at Sion	1,59,825	...	1,59,825
(iii) Do. to the existing structures for housing Nurses and Sisters	80,852	...	80,852
(iv) Converting one ward into quarters of M.S., A.M.O. and two Casualty Officers	34,471	...	34,471
(v) Laying 9" pipe sewer	7,339	...	7,339
(vi) Additions and alterations to the existing structures Nos. T/66, T/67, T/19, T/75, T/76 and waiting shed for patients at Municipal Group of Hospitals at Sion	1,37,968	...	1,37,968
(vii) Additions and alterations in the existing structures Nos. T/73, T/74 for converting them into Hospital Wards so as to accommodate additional 100 beds at M. G. H. at Sion	39,464	...	39,464
(viii) Additions and alterations to the existing structure Nos. T/61, T/62, T/63, T/64 and T/69 to accommodate labour staff at M. G. H. Sion	1,98,436	...	1,98,436
(ix) Additions and alterations to structures No. T/81	7,125	...	7,125
Purchase of equipment for N. H. Dental College...	3,59,856	13,709	3,73,565
Additions and alterations on the ground floor and addition of 1st floor to the X-Ray Therapy Department at the K. E. M. Hospital			
(i) Additions and alterations on the ground floor only	67,386	...	67,386
(ii) Construction of an additional floor over the existing X-Ray therapy Department	99,306	93,160	1,32,466
<b>Total—Works in progress carried forward</b>	19,59,540	53,856	20,13,396
<b>VI.—Medical carried forward</b>	1,01,82,576	...	1,01,82,576

‡ Inclusive of Government Share of contribution of Rs 5 lakhs Further expenditure is being incurred under Budget 'E'.

† Exclusive of Rs. 30,000 expended out of the donation from Sir Ibrahim Rahimtoola, Kt., for combined School and Dispensary at Sandhurst Road and of Rs. 27,268-8-0 expended out of the amount received from Governor's Hospital Fund which was credited to the work of construction of one new ward for small-pox unit at Arthur Road Hospital.

\* Expenditure amounting to Rs. 1,10,000 is booked under Trust Fund.

## APPENDIX No. 8—Contd.

	Total Capital Expenditure upto 31st March 1959	EXPENDITURE DURING 1959-50.	Total Capital Expenditure, upto 31st March 1960.
	Rs.	Rs.	Rs.
VI.—Medical Brought forward ...	1,01,82,576	...	1,01,82,576
Works in Progress—Brought forward ...	19,59,540	53,856	20,13,396
Construction of permanent buildings at M.G.H. Sion ...			
(1) Construction of building No. 1 comprising of basement and ground floor ...	3,51,663	...	3,51,663
(2) Cost of land for outright payment ...	5,76,900	...	5,76,900
Construction of 3 additional floors over building No. 1 and construction of building No. 2 comprising of basement, ground and 3 upper floors at M. G. H. Sion ...	9,91,956	7,17,072	17,09,028
Providing 2 additional floors over the existing R.P.T.B. Hospital Building at Sewri ...	5,86,949	62,580	6,49,529
Acquisition of C.S. No. 1597 part of Byculla Division for the P. F. extension of B. Y. L. Nair and T. N. M. Building ...	75,512	12,678	88,190
Providing three additional Maternity Homes with equipment ...			
(i) (a) Construction of a Clinic and Maternity Home on Plots Nos. 185 and 189 in Naigaum Estate ...	2,35,308	8,743	2,44,051
(b) Construction of Staff Quarters on Plot No. 190 for the proposed Clinic and Maternity Home on Plots Nos 185 and 189 Naigaum Estate ...	75,042	85	75,127
Providing a lift for the main Hospital at B. Y. L. Nair Hospital, Construction of a hostel Building at Haji Ali Park for 120 male students of T. N. M. College ...	50,654	...	50,654
Conversion of F Ward Stables into T. B. Isolation Ward and a clinic ...	5,74,055	2,32,313	8,06,368
Providing and laying gas mains for the supply of gas to Municipal General Hospital Sion with internal Gas Fittings ...	2,09,077	855	2,09,932
Purchase of various articles for the cordiology dept., of B. Y. L. Nair Hospital ...	46,897	4,945	51,842
Construction of two additional floors over the existing skins and Venereal diseases departments in the B. Y. L. Nair Charitable Hospital. ...	47,014	...	47,014
Construction of an additional floor over Ward pavilion No. 1 and 5 at K. E. M. Hospital for a Ward of 40 Beds for Children ...	31,811	...	31,811
(i) Construction of a new Building for the T. N. M. College at Dr. A. L. Nair Rd. on Plot bearing C. S. No. 1598 Byculla Division ...	2,20,331	2,352	2,22,683
Construction of three chawls of 24 tenements each for quarters for menial staff at the R. P. T. B. Hospital ...	16,98,959	13,15,355	30,14,314
Construction of quarters for staff of M. G. H. Sion on plot No. 290 (East) (part) Scheme No. 6 Sion Matunga East ...	3,53,330	43	3,53,373
(i) Construction of 96 tenements for essential labour staff of M. G. H. Sion on plot No. 290-C East Sion Matunga Estate, Scheme No. 6, including a part compound wall ...	...	...	...
(ii) Construction of additional 128 tenements for essential labour staff of M.G.H. Sion ...	3,97,415	56,153	4,53,568
Construction of an additional storey over lady student's hostel at the Seth G. S. M. College ...	...	2,17,294	2,17,294
Extension of the orthopaedic theatre on the ground floor and the Gynaecological Ward on the first floor and the construction of a new ward over the Gynaecological ward for Female Surgical Patients at the K.E.M. Hospital ...	66,819	1,659	68,478
Extension of Nurses Quarters, Kitchen in the nurses quarters and Fencing over the compound wall at A. R. Hospital ...	3,80,387	23	3,80,410
Acquisition of plot No. 113, Scheme 11, Agripada (West) Estate admeasuring about 141 sq. yards and bearing C.S. No. 1/1599 of Byculla Division for extension of B. Y. L. Nair Hospital and T.N.M. College ...	208	...	208
Construction of additional floors over the Registration Block and outpatients department for the full time departments of medicine and Surgery in the K. E. M. Hospital ...	38,297	...	38,297
Construction of an additional floor on the terrace of the Nair Hospital Dental College Building ...	3,37,880	41,129	3,79,009
Construction of an additional 2nd floor over the administration block for orthopaedic operation theatre at the K. E. M. Hospital ...	116	42,286	42,402
Construction of two additional floors, one over the kitchen and store-room and the other over this additional floor and Jan Mahomed Operation Theatre Block at K. E. M. Hospital, Parel ...	48	1,21,231	1,21,279
Acquisition of property bearing C.S. No. 138A/74 and 138B/74 part of Parel-Sewri Division for extension of K.E.M. Hospital and housing its staff ...	314	47	361
Construction of Pavilion to house cultural and recreational Centre for students of T. N. M. College at Haji Ali Park ...	3,20,976	3,24,400	6,45,376
Construction of a structure for opening Municipal Dispensary at Worli Koliwada ...	88	164	252
Construction of an additional floor over the Asstt. Deans' quarters and extension of the first floor to the full area at K. E. M. Hospital for providing quarters to teaching staff of G. S. M. College ...	5,667	21,281	26,948
Purchase of various articles required for the Cardiology Deptt. of the B. L. N. Hospital (2nd Stage) ...	1,10,981	81,650	1,92,631
Construction of an additional floor over the Nurses Home at the K. E. M. Hospital and providing passengers' lift for all the floors ...	...	7,539	7,539
Construction of the Turner Blocks, G. T. B. Hospital, Sewri ...	...	2,49,336	2,49,336
Construction of a building consisting of a ground and four upper floors to accommodate 200 bedded Hospital in the premises of R.P.T.B. Hospital, Sewree ...	...	29,572	29,572
...	...	56,185	56,185
Total Works in Progress Carried over ...	97,44,197	36,60,826	1,34,05,020
Total VI.—Medical Carried forward ...	1,01,82,576	...	1,01,82,576

## APPENDIX No. 8—Contd.

	Total Capital Expenditure upto 31st March 1959.	EXPENDITURE DURING 1959-60	Total Capital Expenditure upto 31st March 1960.
	Rs.	Rs.	Rs.
VI.—Medical Brought forward ...	1,01,82,570	...	1,01,82,576
Works in Progress C/o. ...	97,44,194	36,60,826	1,34,05,020
Construction of additional floors over the skin and venereal Wards at the K. E. M. Hospital ...	...	766	766
Additions and alterations to the Clinic at Victoria Maternity Home at 3rd Victoria Cross Lane ...	...	22,279	22,279
Construction of a building and erection of a static power laundry at Bhoiwada in Scheme 57, Sewri-Wadala ...	...	412	412
Extension of Orthopaedic O.P.D. on ground floor and alterations to Aural Deptt. on 1st floor at K. E. M. Hospital, Parel ...	...	74	74
Construction of 80 tenements for essential Labour Staff of Nair Hospital at Mahalaxmi ...	...	90,239	90,239
Acquisition of land bearing C.S.No. 1590-91 of Byculla Division admeasuring 9,040 sq. yds. ...	...	8,64,492	8,64,492
Extension to and additional floor over the Mental Ward at the K. E. M. Hospital ...	...	1,09,282	1,09,282
Total Works in Progress ...	97,44,194	47,48,370	1,44,92,564
Total VI Medical Relief ...	1,99,26,770	47,48,370	2,46,75,140
VII.—STREET CLEANSING CONSERVANCY ROAD WATERING AND HALALKHORE SERVICE			
Works completed (as per Report for 1958-59) ...	1,02,87,097	...	1,02,87,097
Works completed during the year—			
Reconstruction of the damaged seawall of the biological Installation of Banganga together with Stan Quarters ...	95,583	...	95,583
Total.—Works completed ...	1,03,82,680	...	1,03,82,680
Works in progress—			
Conversion of insanitary basket-privies into water-closets by subsidising House-owners ...	17,21,711	...	17,21,711
Conversion of privies on basket system into water closets by Subsidising House Owners in the northern part of the City ...	Cr. 72,853	Cr. 42,028	Cr. 1,14,881
Construction of Public conveniences in different parts of the City ...	1,59,959	28,958	1,88,917
Renewing the old air and sealed sewage mains in the City ...	6,12,292	Cr. 400	6,11,892
Constructing an additional Pumping Station at Love Grove ...	28,93,689	3,53,914	32,47,603
Providing a pumping station in place of Ejector Station at Chinchpokli ...	1,75,414	...	1,75,414
Constructing an additional floor slab to the transformer house Love Grove Pumping Station ...	55,188	...	55,188
Works in connection with the scheme for the sewage at Wadala Gowari Parts of Sewri Sion and Dharavi ...	2,08,647	...	2,08,647
Extension of Purification Plant at Dadar ...	31,25,094	62,709	31,87,803
Laying sewers in certain roads in the City where no sewers exist... Sewerage Scheme of Dharavi ...	2,01,799	91,404	2,01,799
Improving the existing sewerage system in the City ...	50,01,815	6,59,365	27,45,035
Reconstructing and renovating the Municipal chawls at Colaba occupied by the Conservancy Staff of the P. H. D. ...	5,71,137	...	5,71,137
Works to be carried on, by the side of the open drain from Matunga to Dharavi to pick up the sewage flowing into open drain 36" gravitation sewer along the open channel drain from 1,400, south of Lady Hardinge Road to the covered drain beyond Mahim Loop Lane... Sewer connections to buildings in different parts of the City ...	4,70,303	62,705	4,70,303
Construction of 244 additional tenements for conservancy staff of the Health Department at Bapty Road Yard ...	2,46,083	...	3,08,788
(a) Construction of 3 new chawls with ground and 3 upper floors and two additional floors over the existing chawl at Bapty Road. ...	6,24,880	...	6,24,880
(b) Construction of 96 tenements for the conservancy staff at Bapty Road Yard. ...	4,68,686	491	4,69,177
Diverging the discharge from the existing sealed sewage main of Wadala Pumping Station into a new sewer proposed to be laid in Katrak Road ...	1,153	...	1,153
Laying a 33" dia pipe sewer in Dadar, Road etc. ...	79,881	...	79,881
Replacing the floating roof over the digestion Tank at D. P. Works by M. S. Sheets ...	1,80,545	...	1,80,545
Diverging the existing 15" scale sewer main of Chinchpokli Ejector Stationer ...	5,242	...	5,242
Constructing a structure for repairs workshop at D. P. Works ...	18,298	...	18,298
Gunning 5'-4" x 8'-0" old main sewer with 4" R. C. C. lining from Clerk Road to L. G. P. Station ...	2,30,520	...	2,30,520
Inter connections between existing sewers at Matunga Pumping Station... Installation of a purification plant at Love Grove for giving primary treatment to sewage existing thereat and utilising the by-products ...	25,386	358	25,744
Acquisition of C. S. No. 24 at Dadar for Municipal Housing ...	36,27,757	481	36,28,238
Provision of S. W. Entrants at the Railway Tank at Mahalaxmi Kutchia Siding ...	24,097	...	24,097
Construction of quarters for the staff at D. P. Works— Construction of a chawl of 30 rooms for labourers with ground and 3 upper floors and a building with 12 two room blocks with ground and two upper floors ...	Cr. 584	...	Cr. 584
Laying 4" C. I. pipeline for supplying sludge gas to the properties about Liniz Road Nos 25 and 25-B (Sion West.) ...	2,44,477	...	2,44,477
Improvement of sewerage facilities at Warden Road, Napean Sea Road ...	17,682	40	17,722
Remodelling of Colaba Sewerage Scheme ...	1,99,941	1,63,180	3,63,121
	16,72,819	9,47,555	26,20,374
Total Works in Progress C/o. ...	2,54,44,689	23,28,693	2,77,73,382
VII—Street Cleansing Carried over ...	1,03,82,680	...	1,03,82,680

## APPENDIX No. 8—Contd.

	Total Capital Expenditure upto 31st March 1959.	EXPENDITURE DURING 1959-60.	Total Capital Expenditure upto 31st March 1960.
	Rs.	Rs.	Rs.
VII.—Street Cleansing Brought forward ...	1,03,82,680		1,03,82,680
Works in Progress C/o ...	2,54,44,689	23,28,693	2,77,73,382
Construction of a Dung-Slurry-Making unit at D. P. Works...	14,935	171	15,106
Providing a compound wall with gates around the D. P. Works....	75,508	Cr. 1,134	74,374
Providing public baths in different parts of the City ...	40,364	4,545	44,909
Laying an additional rising main of 24" dia. for conveying sewage from Matunga Pumping Station to D. P. Works ...	46,599	2,99,442	3,46,041
Construction of an additional sludge drying beds (180' x 104') at Dharavi Purification Works ...	25,443	58,817	84,260
Replacing the 6" existing dia. pipe sewer by a 9" pipe sewer in Shankar Bari Lane ...	10,018	11,521	21,539
Improving the water supply of Health Department Chawls (Blocks A and ) Palton Road ...	48	32,975	33,023
Providing a 21" diam ippe sewer along Girgaon Road between Nowrojeeeth Street and Tyakurdwar Road junction ...	...	122	122
Providing on 15"-18" dia. pipe sewer along Nrsi Natha Street from Chinchbunder Road ...	...	35,309	35,309
Providing sewers in Reay Road, etc. ...	...	232	232
Replacing the existing Ovoid sewer by 42" dia. Hume Pipe under S. Bridge, Byculla, ...	...	623	623
Works in Progress—Total ...	2,56,57,604	27,71,316	2,84,28,920
VII Street cleansing—Total ...	3,60,40,284	27,71,316	3,88,11,600
VIII—ROADS, DRAINS AND SEWERS			
ROADS AND OVERBRIDGES—			
ROADS—			
Works completed (as per Report for 1958-59) ...	1,30,87,406		* 1,30,87,406
Works completed during the year:—			
Works in Progress—			
Remaking Roads in accordance with demands of heavy traffic...	66,33,340		66,33,340
Constructing a pucca retaining wall at the toe of Walkeshwar Road to support the Embankment ...	94,810		94,810
Widening 1st Marine Street ...	3,03,439		3,03,439
Providing cement concrete carriageway along the 50' road between Tulsi Pipe Line Road and Bhawanishankar Road, including modification of S.W. drainage arrangements ...	32,731		32,731
Permanent construction of narrow by-lanes in the City ...	5,05,562	43,781	5,49,343
Renewal of surfaces of roads for which no renewal fund exists ...	13,72,193		13,72,193
Providing traffic amenities such as (a) Subways and overbridges (b) Traffic Islands (c) Pedestrian crossings ...	3,95,900	91,998	4,87,898
Construction of footpaths where no footpaths exist ...	2,86,241	516	2,86,757
Renewal of Surfaces of Roads taken over from Ex-Trust— Victoria Gardens Road, etc. ...	3,22,816		3,22,816
Widening the existing Kalewadi Lane to 20' and extending it to meet Queen's Road just in front of Charni Road Railway Station ...	44,180	72	44,252
Acquisition of properties in connection with the construction of new 72' Road connecting Girgaum Road to Charni Road ...	4,13,191		4,13,191
Paving footpath at Mahim Causeway from Mori Road to the bridge ...	40,646		40,646
Constructing Tejpal Road West of Gowalia Tank Majdan ...	36,278		36,278
Widening of Globe Mill Passage ...	Cr. 5,631		Cr. 5,631
Concreting important road junctions ...	3,02,153		3,02,153
Resurfacing the main roads which have semi grouted surfaces in concrete ...	5,55,608	6,485	5,62,093
Resurfacing the main semigrouted roads in premix asphalt construction ...			
(i) Resurfacing the main Roads with Recondo Process Stage I ...	7,44,553		7,44,553
(ii) Resurfacing the main Roads with Recondo Process Stage II ...	4,76,142		4,76,142
Permanent construction of Tulsi Pipe line Road between Delisle Road and Fergusson Road ...	97,636		97,636
Improving traffic conditions at the inter sections of Hughes Road, Peddar Road and Gowalia Tank Road ...	41,755	2,072	43,827
Widening Kennedy Bridge ...		18,823	18,823
Treating with 31 Asphaltic concrete surfaces of 25 roads in the City comprising an area of 1,58,624 sq. yards approximately. ...		2,02,266	2,02,266
Construction of roads with Storm Water Dripage arrangement in the area known as Chhaktichi Wadi, Tulsi Wadi near Body Guards LiWne, Arthur Road, etc. ...		51,624	51,624
Permanent construction of DeLisle Road from Curry Road Bridge to Arthur Road ...		53,120	53,120
Acquisition of C.S.No. 1/401 (Part of Tardeo Division) at Tardeo Road opp. Film Centre for widening roads 164 sq. yard...so ...		5,025	5,025
Total—Works in progress ...	1,26,93,543	4,75,782	1,31,69,325
Total Roads ...	2,57,80,949	4,75,782	6,62,56,731
OVERBRIDGES—			
Works completed (as per Report for 1958-59) ...	54,36,316		54,36,316
Construction of an overbridge across the Harbour Branch Line of G. I. P. Railway South of Kurli Station ...	6,300		6,300
Overbridges—Total ...	54,42,616		54,42,616
STREET IMPROVEMENTS—			
Street Improvements in different places—Set-backs ...	1,97,45,355	2,73,032	2,00,18,387
Adding set-backs to roads ...	6,92,337	14,758	7,07,095
Special Street Improvements ...	**19,000		19,000
Street Improvements—Total ...	2,04,566.92	2,87,790	2,07,44,482

\* Inclusive of Rs. 1,56,500 contributal by the Port Trust for Wadi Bunder Road.

† Inclusive of Rs. 91,234 received from Government on account of contribution from Provincial share of Petrol tax and widening the bridge at Love Grove Pumping Station

\*\* This was paid out of Road Improvement Fund

## APPENDIX No. 8—Contd..

	Total Capital Expenditure upto 31st March 1959.	EXPENDITURE DURING 1959-60.	Total Capital Expenditure upto 31st March 1960.
	Rs.	Rs.	Rs.
<b>DRAINS AND SEWERS—</b>			
Works completed (as per Reports for 1958-59)	3,81,47,272	...	3,81,47,272
Works completed—			
Renewing or remodelling the old subsidiary S.W. drains in the City	2,49,000	...	2,49,000
Providing S.W. drains in certain roads in the City where no S.W. Drains exist	2,49,369	...	2,49,369
Providing underground storm water drain in lieu of existing water course in Lalbaug Area	2,7303	...	27,303
<b>Total—Works completed</b>	<b>3,86,72,944</b>	...	<b>3,86,72,944</b>
Works in progress—			
Drainage connections in different parts of the City	7,83,840	...	7,83,840
Construction of water gullies on various roads in the City	46,701	...	46,701
Providing Relief drains, etc., for preventing the flooding at Vincent Road near Poibavdi	99,233	...	99,233
Additional floor over Chowkidar's quarters at (G Ward) Office at DeLisle Road	7,346	...	7,346
Construction of a shed at Babulla Tank Drainages yard for garaging various machines	17,442	...	17,442
Measures for relieving flooding in the City	3,47,380	12,297	3,59,677
Doing away with the open side drain on the east side of Warden Road	19,643	...	19,643
Acquisition of land for shifting cemeteries at Hains Road in connection with the proposed Love Grove out fall work	4,47,634	...	4,47,634
Improving the sewerage facilities in Warden Road, Nepean Sea Road and Banganga localities	104	...	104
Laying S. W. Drains in Mahatma Gandhi Road	266	...	266
Providing carriage entrances in front of completed buildings	60,373	7,535	67,908
S. W. drainage connections to the buildings in different parts of the City.	56,437	16,927	73,364
Raising Sea-wall at Hornby Vellard and providing kerb line and drainage arrangement	1,01,447	936	1,02,383
Concreting the open space after covering the water course to the south of Fitwalla Road	21,225	...	21,225
Construction of 1/2" width of Tulsii Pipe line between Elphinstone and DeLisle Road including storm water drainage and lighting arrangement	66,064	74	66,138
Construction of half width of Tulsii Pipe line land between Fergusson Road and Haines Road	106	47	153
Laying Kerbs and water trbks and constructing S. W. Drains along Mahatma Gandhi Road Coornegy Road	...	...	...
(iv) Providing S. W. drain at Mahatma Gandhi Road between Napier Road and Flora Fountain	13,647	...	13,647
Providing protective works and repairs to storm water outfall in Mahim Bay-Protectice works to outfall No 3-4	63,809	6,673	70,482
Providing relief drains etc., for preventing flooding at Vincen Road near Poibawdi	72,759	...	72,759
Covering the open storm water drains along narrow portions of Walkeshwar Road	10,833	2,101	12,934
Providing a storm water drain in Tulsii Pipe line land between Fergusson Road and Maines Road	1,31,890	249	1,32,139
Providing S. W. drain in Parel Government Gate Road	44	1,67,574	1,67,618
Providing electricity operated gates on S.W. outfall at Cleavel and Bunder etc.	...	38	38
Providing 2"-0"-1'-6" and 24' dia. storm water drain from the end of Steater Road to Tardeo Circle	...	11,689	11,689
Providing an additional 30' dia. pipe drain parallel to the existing 2'-6" dhapa drain at the western side of the railway track near Chinchpokli Railway Station	...	17,804	17,804
Covering the existing open drain and providing S.W. drainage arrangements in Parel Village Road	...	19,901	19,901
Providing S.W. drainage arrangements at Love Grove Purification Works	...	2,357	2,357
<b>Total—Works in progress</b>	<b>23,98,223</b>	<b>2,66,202</b>	<b>26,64,425</b>
<b>Total—Drains &amp; Sewers</b>	<b>4,10,71,167</b>	<b>2,66,202</b>	<b>4,13,37,369</b>
<b>Total—VIII—Roads S.W. Drains etc.</b>	<b>9,27,51,424</b>	<b>10,29,774</b>	<b>19,37,81,198</b>
<b>IX.—MECHANICAL</b>			
Works completed (as per Report for 1958-59)	35,34,901	...	35,34,901
Works in progress—			
Installation of a Foundry at the Municipal Work shop	58,846	...	58,846
Converting a portion at the damaged at 'C' Ward Stables at North Brook Gardens into motor garages	14,126	...	14,126
Providing C. I. Railings at D. P. Works	27,153	...	27,153
<b>Works in progress—Total</b>	<b>1,00,125</b>	...	<b>1,00,125</b>
<b>IX.—Mechanical—Total</b>	<b>36,35,026</b>	...	<b>36,35,026</b>

† This includes Rs. 15,995-1-0 met out of premises on Loans.

## APPENDIX No. 8—Contd.

	Total Capital Expenditure upto 31st March 1959.	EXPENDITURE DURING 1959-60.	Total Capital Expenditure— upto 31st March 1960
	Rs.	Rs.	Rs.
<b>X.—BUILDINGS, LAND ACQUISITION AND MANAGEMENT</b>			
<b>COMPLETED WORKS TRANSFERRED FROM—</b>			
XII.—Building Regulations and other measures for Public Safety—(As per Report for 1955-56) ...	17,292	...	17,292
<b>Works completed—</b>			
Mahalaxmi Overbridge ... ..	13,75,263	...	13,75,263
Golanji Hill Road (Part expenditure booked under VIII.— Roads etc.) ...	7,66,975	...	7,66,975
Hornby Road to Ballard Pier Road ...	1,93,18,431	...	1,93,18,431
Dalal Street ...	4,01,322	...	4,01,322
Mahim Park ...	61,95,620	...	61,95,620
Plant and Machinery ...	20,673	...	20,673
Total ...	2,80,95,576	...	2,80,95,576
<b>MAHIM DEVELOPMENT SCHEMES—</b>			
Scheme I.—Construction of a proposed road from Lady Jamshedji Road to Mahim Station ...	4,68,591	...	4,68,591
Scheme II.—Construction of two proposed roads and a park between Nardulla Tank and Dadar Kumbharwada ...	7,82,105	...	7,82,105
Scheme III.—Extension of the new DeLisle Road northwards to Lady Jamshedji Road ...	19,10,915	...	19,10,915
Scheme IV.—Widening and improving Lady Jamshedji Road ...	34,49,872	...	34,49,872
Scheme V.—Road in continuation of Mahim Bazar Cross Road to Tulsi Pipe Line Road ...	3,21,171	...	3,21,171
Scheme VI.—Proposed Road between Matunga and Dadar Station connecting Lady Jamshedji Road with Tulsi Pipe Line Road (Road Marked A, B) ...	63,485	...	63,485
Scheme VII.—Roads to be constructed in the area south of proposed Road between Matunga and Dadar Station as per Scheme No. VI (Roads marked B C, C D and D E) ...	5,54,285	...	5,54,285
Scheme VIII.—Roads to the south and north of E. D. Sassoon Dye Works ...	2,76,670	...	2,76,670
Mahim Development Sch.—Total ...	78,27,094	...	78,27,094
<b>Other Works completed—as per report of 58-59</b>			
Works completed during the year ...	14,15,602	...	14,15,602
Acquisition of land admeasuring 5,784 s. q yards in plots Nos. 120 and 120A Mahim Town Planning Scheme No. III ...	1,88,900	...	1,88,900
Total—other work completed ...	16,04,502	...	16,04,502
<b>Works in progress—</b>			
Work of reclamation of low lying land at Dharavi ...	1,31,326	52,539	1,83,865
Acquisition of land bearing C.S. No. 725 part and 1/725 of Malbar Hill Division at Tardeo for housing ...	6,37,526	...	6,37,526
Laying mains in Mahim Development Scheme ...	96,707	...	96,707
Diversion of water mains affected by the Mahim Development Works ...	3,149	...	3,149
Town planning Scheme for the area near Masjid Station devastated by the explosion—Preliminary expenses, cost of Survey and acquisition ...	7,21,177	2,72,490	9,93,667
Development of the Interior portion of the Northern part of the Island at Mahim ...	14,34,825	2,98,668	17,33,493
Acquisition of sites rendered vacant by house collapse in the City along with the adjacent built up lands for various municipal purposes ...	25,102	36,937	62,039
Acquisition of property at Naigaum bearing C.S. No. 718 of Dadar Naigaum Division for housing school and playground ...	2,67,082	...	2,67,082
Acquisition of property known as Lalbaug (Gramkhada) Market comprised in C.S. No. 49, 1/49, 123 and 1/50 of Parel Sewri Division for various municipal purposes ...	11,00,856	8,666	11,09,522
Construction of 112 Tenements opp. Labour Camp, Worli for housing Municipal Staff ...	...	207	207
Acquisition of Plot No. 6 of East Agripada (South) Estate bearing C.S. No. 1845 of Byculla Division for housing ...	...	2,06,951	2,06,951
Construction of Municipal staff quarters on Municipal land at the junction of road No. 1 and road No. 3 ...	...	164	164
Preliminary expenses for the preparation of Development Plan for Greater Bombay ...	...	49,788	49,788
Mahim Development and other works—Total ...	1,38,49,346	9,26,410	1,47,75,756
Interest on Capital ...	70,10,837	...	70,10,837
<b>X.—Buildings, Land Acquisition and Management Total ...</b>	<b>4,89,55,759</b>	<b>9,26,410</b>	<b>4,98,82,169</b>



## APPENDIX No. 8—Contd.

	Total Capital Expenditure upto 31st March 1959	EXPENDITURE DURING 1959-60	Total Capital Expenditure upto 31st March 1960
	Rs.	Rs.	Rs.
<b>XI.—FIRE BRIGADE</b>			
Works completed (as per Report for 1958-59) ...	16,74,800	...	16,74,880
Works in Progress—			
Acquisition of land bearing C.S. No. 313/69 (Part), 124 and 3/69 (Part) of			
(a) Colaba Division (Old Gun Factory Site) for New Fire Brigade Station and Municipal School serving for both Colaba and Marine Drive Areas...	4,12,956	...	4,12,956
(b) Construction of Fire Brigade Station with quarter for staff at Colaba including cost of land.	64,368	3,83,717	4,48,085
Construction of quarters for Firemen two sub-officers including recreation room and canteen at the Fire Brigade Headquarters, Byculla ...	...	159	159
Works in progress—Total ...	4,77,324	3,83,876	8,61,200
XI.—Fire Brigade—Total ...	21,52,204	3,83,876	25,36,080
<b>XIII.—GARDENS AND OPEN SPACES</b>			
Works completed (as per Report for 1958-59) ...	38,24,325	...	38,24,325
Work completed during the year—	...	...	...
Acquisition of property bearing C.S. No. 97-99 of Mahim Division at College Gully on Gokhale Road North for a recreation ground.	1,27,775	...	1,27,775
Total—Works completed	39,52,100	...	39,52,100
Works in progress—			
Converting the stable site at 2056 (Part of Byculla Division ...	1,28,090	...	1,28,090
Converting the stable site at 187 Part of Lower Parel Division	1,43,205	...	1,43,205
Laying a 9" pipe sewer in the compound of Victoria Gardens for draining various cages of animals. ...	52,644	362	53,006
Acquisition of the Mumhadevi Tank site for recreation around	17,02,560	3,010	17,05,570
Construction of an open air Theatre at Victoria Gardens ...	88,113	1,153	89,266
Victoria Gardens construction of—			
(a) Enclosure with pond for Hippopotamus ...	34,893	...	34,893
(b) Two Houses for Antropoid Apes ...	...	20,061	20,061
(c) Proposed house for venonous snakes ...	...	...	...
Converting the stable site at C. S. No. 3147 of Bhulweshwar Division ...	1,68,533	...	1,68,533
Acquisition of vacant land between Plots No. 1 and 2 of Shinde-wadi at Vincent Road bearing C.S. No. 61 part of Dadar Naigaum Division for Garden at Vincent Road ...	4,245	...	4,245
Remodelling the ponds in the Victoria Gardens for providing boating facilities to the public ...	...	29,175	29,175
Construction of a Band Stands at Shri Sitaram Shenoy Garden, Dongri ...	...	40	40
Adquisition of C.S. No. 2062 (Part), 2063 (Part) and 2064 of Bhulweshwar Division at Zaoba's Wadi for a recreation ground.	...	19,384	19,384
Works in progress—Total ...	23,22,283	73,185	23,95,468
XIII—Gardens—Total ...	62,74,383	73,185	63,47,568
<b>XIV.—MARKETS AND SLAUGHTER HOUSES</b>			
Works completed (as per Report for 1958-59) ...	91,82,737	...	91,82,737
Works in progress—			
Construction of Municipal combined market on land bearing C.S. No. 43 of Sion division near King Circle High level Station ...	1,97,970	101	1,98,071
Converting the existing 60 wooden Stalls in Vegetable Section in the Erskine Road Market ...	22,399	...	22,399
Construction of a Combined Municipal Market at Worli Chawl	Cr. 3	...	Cr. 3
Acquisition of land bearing C.S. No. 43 of Sion Division near Kings' Circle high level station for the construction of Municipal combined market at Matunga ...	2,62,814	21,074	2,83,888
Construction of covered Market at Dr. Meishri Road. ...	4,51,394	...	4,51,394
Proposed construction of stalls and pavement at Gold Mohur Castle Market, Byculla ...	1,47,620	278	1,47,898
Construction of back to back shops at Gold Mohur Castle Market, Byculla ...	76	...	76
Demolition of existing purveyors shops at A.C. Market and construction of single storey building thereon including diversion of the existing storm water drain ...	...	37,185	37,185
Works in progress Total ...	10,82,270	58,638	11,40,908
XIV.—Markets and slaughter Houses—Total ...	1,02,65,007	58,638	1,03,23,645

## APPENDIX No. 8—Contd.

	Total Capital Expenditure up to 31st March 1959	EXPENDITURE DURING 1959-60	Total Capital Expenditure upto 31st March 1960
	Rs.	Rs.	Rs.
<b>XV.—SLUM SERVICE.</b>			
Works completed (as per Annual Report for 1958-59) ...	6,68,932	...	6,68,932
Works in progress—			
Realigning and regrading open storm water channel from Dadar Pumping Plant upto Century Mill ...	8,18,565	1,52,044	9,70,609
Covering open drain behind Arthur Road Prison ...			
(i) Construction of 6'-0" × 6'-0" dhapa drain with R.C.C. slab in lieu of the open channel behind Arthur Road Prison for a length of 750 R.ft. ...	1,20,905	...	1,20,905
(ii) Construction of 6'-0" × 6'-0" dhapa drain with R.C.C. slab in lieu of the open channel behind Arthur Road Prison for a length of 1850 R.ft. ...	2,59,099	...	2,59,099
Providing a treble barreled R.C.C. Dhapa drain 12'×9' for a length of 1136 R.ft. from Bellasis Road Pipe Depot towards Clark Road in lieu of the open channel ...	5,35,834	27,456	5,63,290
Providing a treble barreled R.C.C. dhapa drain 12'×9' for a length of 1100 R.ft. from Bellasis Road Pipe depot towards Clark Road i.e., from 1136 R.ft. to 2236 R.ft. in lieu of the open channel ...	5,50,382	...	5,50,382
Providing a treble barreled R. C. C. dhapa drain 12'×9' for a further length of 1,154 ft. in continuation of the covered length of 2,236 R.ft. at Bellasis Road ...	1,48,660	3,96,367	5,45,027
<b>XV—Works in Progress—Total ...</b>	<b>24,33,445</b>	<b>5,75,867</b>	<b>30,09,312</b>
<b>XV.—Slum Service—Total ...</b>	<b>31,02,377</b>	<b>5,75,867</b>	<b>36,78,244</b>
<b>XVI.—MEASURES FOR CIVIL DEFENCE.</b>			
Purchase of Stores Equipment ...	1,87,149	...	1,87,149
<b>XVII.—GREATER BOMBAY.</b>			
Preliminary expenses in connection with the preparation of the Master Plan for Greater Bombay (Municipal Share) ...	2,82,811	2,245	2,85,056
<b>XVIII.—INDUSTRIAL ESTATES</b>			
Construction of an Industrial Estate building of ground and 3 upper floors consisting of 125 units of the Municipal Land bearing C.S. No. 161-162 of the Tardeo Division at Bapty Road ...	196	...	196
<b>XVIII—Industrial Estates Total ...</b>	<b>196</b>	<b>...</b>	<b>196</b>
<b>DISCOUNT AND OTHER CHARGES ON THE LOANS</b>			
Discount and other charges on the loans (upto 1953-54) ...	41,61,707	...	*41,61,707
do. Rs. 450 lakh 1954-55 ...	4,68,011	...	4,68,011
do. Rs. 460 do. 1955-56 ...	4,63,875	...	4,63,875
do. Rs. 245 do. 1956-57 ...	5,24,967	...	5,24,967
do. Rs. 214 do. of 1957-58 ...	3,53,807	...	3,53,807
Discount and other charges Rs. 350 lakh of 1958-59 ...	6,61,585	...	6,61,585
<b>Discount and other charges—Total ...</b>	<b>66,33,952</b>	<b>...</b>	<b>66,33,952</b>

\* Out of this, a sum of Rs. 11,004-15-0 was met out of premia on loans.

## (APPENDIX No. 8—(Contd.))

	Total Capital Expenditure upto 31st March 1959.	EXPENDITURE DURING 1959-60.	Total Capital Expenditure upto 31st March 1960.
	Rs.	Rs.	Rs.
<b>PLANT AND MACHINERY</b>			
Completed items— Plant and Machinery purchased (as per Report 1958-59) ...	78,22,696	...	78,22,696
<b>II.—WATER WORKS</b>			
Purchase of Silt-meter equipment ...	6,746	...	6,746
Purchase of pumps for Maintenance Branch ...	5,928	...	5,928
Replacement of 40 B.H.P. electric motor of Parel Pumping House ...	3,528	...	3,528
<b>V.—PUBLIC HEALTH DEPARTMENT</b>			
Purchase of a car for the use of Health Officer in replacement of old one ...	9,581	...	9,581
<b>VI.—MEDICAL RELIEF, ETC.</b>			
Reconditioning a mortuary cabinet and supplying and installing one 11 ton capacity Refrigerating Unit, etc. at the Seth G. S. M. College ...	10,825	...	10,825
Disinfecter Boiler vehicle type at the K. E. M. Hospital ...	20,752	...	20,752
Lift for K. E. M. Hospital ...	40,223	...	40,223
Refrigerating Plant for the cold room at K. E. M. Hospital ...	28,797	...	28,797
Supply of Electric Centrifuge with accessories for L. T. M. G. H., Sion ...	6,568	...	6,568
Air Cooler at M. G. H., Sion ...	8,060	...	8,060
Purchase of Universal Operation Table for M. G. H., Sion ...	11,550	...	11,550
Purchase of Bric Electro Surgica Unit for M. G. H., Sion ...	3,506	...	3,506
<b>VII.—STREET CLEANSING, ETC.</b>			
Purchase of vehicles for removal of Silt High Pressure Washing ...	1,12,600	...	1,12,600
Purchase of vehicles for removal of Silt High Pressure Washing Plant (No. 1) ...	3,057	...	3,057
<b>VIII.—ROADS, DRAINS AND SEWERS.</b>			
Purchase of one Silt Lorry ...	21,562	...	21,562
Two Concrete Breakers ...	6,061	...	6,061
<b>IX.—MECHANICAL</b>			
Royer Sand Conditioner ...	3,855	...	3,855
Purchase of a Machinery for Municipal Workshops for replacement ...	1,382	...	1,382
<b>XI.—FIRE BRIGADE</b>			
Installation of Radio Telephony with construction of 200 feet mast Fire Brigade Head Quarters at Byculla ...	41,172	...	41,172
Total—Completed items of Plant and Machinery ...	3,45,753	...	3,45,753
Grand Total—Completed items ...	81,68,449	...	81,68,449
<b>PLANT AND MACHINERY TO BE PURCHASED OUT OF NET PREMIA FUND</b>			
<b>I.—GENERAL SUPERVISION, ETC.</b>			
Purchase of one 16 m.m. projector with R.C.A. or Balland Howell with Recording Jerice ...	...	5,769	5,769
<b>II.—WATER WORKS</b>			
Purchase of a Multi potentiometer for corrosive Testing ...	1,186	...	1,186
Purchase of indicators showing loss of head and rate of flow for Tulse Filters ...	7,001	...	7,001
Providing two 48" electrically operated Sluice Valve on 48" Inlet Mains at M. H. R. ...	44,999	...	44,999
Purchase of New Meters ...	5,12,544	76,010	5,88,554
Replacement of recording mechanism of Ventuyl No. 2061 on 60" Tansa Main at Powai ...	7,782	...	7,782
Providing a 74" electrically operated Sluice Valve on 32" Inlet Mains at M. H. R. ...	7,465	...	7,465
<b>V.—PUBLIC HEALTH DEPARTMENT</b>			
Purchase of a Mobile Van for Dog destruction work in the City ...	7,500	...	7,500
Total.—Plant and Machinery to be purchased out of Net Premia Fund B/O ...	5,88,477	81,779	6,70,256

## APPENDIX No. 8—(Contd.)

	Total Capital Expenditure upto 31st March 1959.	EXPENDITURE DURING 199-60.	Total Capital Expenditure upto 31st March 1960.
	Rs.	Rs.	Rs.
P. & M. to purchased out of Net Premia Fund Brought Over...	5,88,477	81,779	6,70,256
<b>VI.—MEDICAL RELIEF AND EDUCATION</b>			
Laundry equipments complete	3,170	Cr. 25	3,145
Purchase of one ambulance in replacement of BMZ-2609	...	23,322	23,322
<b>VII.—STREET CLEANSING, ETC.</b>			
Purchase of equipment for improving the methods of collection and transport of refuse in the City	6,14,197	Cr. 1,14,093	5,00,104
Purchase of 12 low loader refuse collector	48,000	...	48,000
Purchase of 90 new trailers	3,45,712	38,413	3,84,125
Purchase of 15 pickups for the new stationery trailers	91,242	...	91,242
<b>VIII.—ROADS, DRAINS, SEWERS</b>			
Heavy 3 Wheel Road Rollers (No. 5)	2,05,818	...	2,05,818
Dust Extraction Plant for Worli Crushers	38,264	...	38,264
Mechanical Spreader (New) No. 1	98,207	...	98,207
<b>MUNICIPAL PRINTING PRESS</b>			
Purchase of one 10" x 15" Original Heidelberg Automatic Printing Machine	...	14,437	14,437
Purchase of Automatic Printing Machine size 15;—20;	...	21,000	21,000
Total—P. & M. to be Purchased out of Net Premia Fund ...	20,33,087	64,833	20,97,920
P. & M. to be Purchased out of			
<b>FIRE AND ACCIDENT INSURANCE FUND</b>			
<b>I.—GENERAL SUPERVISION, ETC.</b>			
Providing air conditioning equipment in the Corporation Hall and the room occupied by the Mayor	25,739	...	25,739
<b>II.—WATER WORKS</b>			
Purchase of New Meters	5,12,775	...	5,12,775
Replacement of one Diesel Engine and pump at Tulsichlorinating Plant	19,665	...	19,665
Replacement of the existing engines at three Motors Trollys	9,128	...	9,128
Replacement of 'Peter' 25 H. P. Diesel Engines complete with 4" Centrifugal Pump and Compressor	19,405	...	19,405
Replacing the 3 0" double operated sluice valve in the Back Bay outlet at Netaji Subhash Road junction Veer Nariman Road	1	...	1
Purchase of one Portable Chlorination Plant	...	15,000	15,000
Replacement of "Planet National Diesel Locomotive" for O. C. Division Branch	...	35,000	35,000
Replacement of lathe in Workshop at Maintenance Branch (Inside City)	...	10,000	10,000
Purchase of double operated transformer type Electrical Pant Welding	...	5,636	5,636
Purchase of a Mechanical Power Hammer for Black-smith shop at Maintenance Branch DeLisle Road	...	4,750	4,750
<b>V.—PUBLIC HEALTH DEPARTMENT</b>			
Purchase of a mobile van for dog destruction work in the City	4,793	...	4,793
<b>VI.—MEDICAL RELIEF AND EDUCATION</b>			
Purchase of one Ambulance in replacement of BMY-4895	...	20,556	20,556
<b>VII.—STREET CLEANSING AND CONSERVANCY</b>			
Installation of two additional pumping sets with necessary equipments at Mahim P. S.	64,441	...	64,441
Replacing pumps at D.P. Works by pumps of larger capacity, supply and erection of two electrically driven vertical pindles pumps for Matunga Pumping station	1,30,525	...	1,30,525
Supply and installation of four electrically driven pumping sets for the proposed pumping station of T. P. Line Road	89,770	...	89,770
Purchase of equipment for improving the methods of collection and transport of refuse in the City	1,38,130	...	1,38,130
Purchase of 12 low loader refuse collector	31,196	...	31,196
Purchase of Gas Meters	51,992	7,052	59,044
Two spare 15 B. H. P. electric Motors for activated sludge plant at D. P. Works	26,227	...	26,227
Purchasing and installing 4 Nos. of air Compressors for inflating tyres at the four different garages	940	1,541	2,481
Mechanical Horse or pick-up with 5 tailors for Dadar and Dharavi Purification Works	...	11,545	11,545
Purchase of Mechanical Horse or pick-up and trailers for removal and silt and screening for the three detritus tanks at L. G. P. Station 1 and 2	...	25,834	25,834
Replacement of M.S. overflow channels of the final settlement tank of aeration rows No. 1 to 6 at Dadar Purification Works	...	25,834	25,834
	...	8,178	8,178
Total.—Plant and Machinery to be purchased out of Fire and Accident Insurance Fund. B/O	11,24,727	1,70,926	12,95,653

## APPENDIX No. 8—(Contd.)

	Total Capital Expenditure upto 31st March 1959.	EXPENDITURE DURING 1959-60.	Total Capital Expenditure upto 31st March 1960.
	Rs.	Rs.	Rs.
P. & L. to be purchased out of Fire & Accident Ins. Fund Total C/O.	11,24,727	1,70,926	12,95,653
<b>IX.—MECHANICAL</b>			
Purchase of electric welding set for out-door welding job ...	...	6,405	6,405
<b>XI.—FIRE BRIGADE</b>			
Purchase of a motor pump with escape in replacement of motor pump No. 19 ...	99,810	...	99,810
<b>MUNICIPAL PRINTING PRESS</b>			
Purchase of Automatic wire stitching Machine 2 <sup>nd</sup> capacity ...	...	7,350	7,350
P. & M. to be purchased out of Fire Accident Ins. Fund.—Total	12,24,537	1,84,681	14,09,218
<i>Plant and Machinery to be purchased out of Pre-cast Concrete Slab Pavement Renewal Fund</i>			
<b>I.—GENERAL SUPERVISION, ETC.</b>			
Provision of a suitable water closets with water connections to each floor at the Municipal Head Office Building, etc. ...	12,741	...	12,741
Standby water pump at the Municipal Head Office ...	2,945	...	2,945
Providing air conditioning equipment in the Corporation Hall and the room occupied by the Mayor ...	68,603	...	68,603
<b>VII.—STREET CLEANSING, ETC.</b>			
Purchase of machinery required for a repair Workshop at D. P. Works ...	17,278	...	17,278
Purchase of Gas Meters ...	16,068	...	16,068
Digestion Tank Agitation Motor ...	879	...	879
C. F. S. Tank Bridge motor and Filter Fan Motor for D. D. Works ...	3,609	...	3,609
Total.—Plant and Machinery to be purchased out of Pre-cast Concrete Slab Pavement Renewal Fund ...	1,22,123	...	1,22,123
<i>Plant and Machinery to be purchased out of Slum Service Fund</i>			
<b>II.—WATER WORKS</b>			
Providing two 48" electrically operated sluice valves on 48" inlet mains at M. H. R. ...	13,125	...	13,125
<b>VII.—STREET CLEANSING AND CONSERVANCY</b>			
Replacing Pumps at D. P. Works by pumps of larger capacity. ...	1,266	...	1,266
Total.—P. and M. to be purchased out of Slum Service Fund	14,391	...	14,391
<i>Plant and Machinery to be purchased out of Renewal of Road Surfaces Fund</i>			
<b>VII.—STREET CLEANSING AND CONSERVANCY</b>			
Purchase of equipment for improving the methods of collection and transport of refuse in the City ...	6,78,408	...	6,78,408
<b>VIII.—ROADS, DRAINS AND SEWERS</b>			
Heavy 3 Wheel Road Rollers (No. 5) ...	37,476	...	37,476
Purchase of road equipment ...	12,504	...	12,504
<b>IX.—MECHANICAL</b>			
Electric blower, winding machine tool box and testing bench for the electric shop ...	1,887	...	1,887
Total.—Renewal of Road Surfaces Fund ...	7,30,275	...	7,30,275

## APPENDIX No. 8—(Contd.)

	Total Capital Expenditure upto 31st March 1959.	EXPENDITURE DURING 1959-60.	Total Capital Expenditure upto 31st March 1960.
	Rs.	Rs.	Rs.
<i>Plant and Machinery to be purchased out of Hospital Fund</i>			
<b>VI.—MEDICAL RELIEF AND EDUCATION</b>			
Standby Pumping unit complete and placed in position at K. E. M. Hospital	6,550	...	6,550
Equipment for Neuro-Surgical Unit at K. E. M. Hospital	30,977	2,301	33,278
Providing water heating equipment with an additional storage tank for Physic Therapy Department of K. E. M. Hospital	13,371	...	13,371
Purchase of Diagnostic X-Ray Unit for the B. Y. L. Nair Hospital.	63,807	12,761	76,568
Purchase of a horizontal high pressure steriliser for the Pharmatic's Department at B. Y. L. Nair Charitable Hospital	23,690	...	23,690
Disinfectant Boiler for M. G. Hospital, Sion	47,480	...	47,480
Purchase of Barnsteads single distilled water plant 5 gallons capacity to work on Electricity or gas at M. G. Hospital, Sion	5,634	1,566	7,200
Purchase of additional X-Ray Machine for K. E. M. Hospital	1,32,416	2,256	1,34,672
Petinal Camera with accessories for the Ophthalmic Department at the K. E. M. Hospital	10,123	...	10,123
Bronchoscope complete for the Aural Department at the K. E. M. Hospital	5,189	871	6,060
Purchase of electric welding machine for minor welding repairs at the K. E. M. Hospital	2,262	...	2,262
Purchase of Operation Light for M. G. H., Sion	2,599	...	2,599
Purchase of a single channel E. C. G. Machine for B. Y. L. Nair Hospital	5,324	...	5,324
Installing a New X-Ray Developing Refrigeration Unit (complete) in the Z-Ray Department of the T. T. B. Hospital	6,098	...	6,098
Purchase of an Ambulance in replacement of old one for L. T. M. G. H., Sion	...	23,884	23,884
Purchase of one hot and cold water sterilizer for L. T. M. G. H., Sion	...	6,994	6,994
Purchase of X-Ray apparatus for T.B. Clinic at Princess Street	...	489	489
Purchase of a portable X-Ray Unit for L. T. M. G. H., Sion	...	9,156	9,156
Purchase of one High Pressure Sterilizer for L. T. M. G. H., Sion.	...	7,875	7,875
Purchase and installation of a suitable camera for taking pictures of 70 m.m. or 5" x 4" to be fitted to Watson's 200 M.A. X-Ray machine and accessories therefor for the use of Princess Street T.B. Clinic	...	28,107	28,107
<b>VII.—STREET CLEANSING AND CONSERVANCY, ETC.</b>			
Taking over trolley tracks and lifting wagons for the purification plant at Dharavi from Vaitarna Works	10,420	...	10,420
Providing booster Air Compressor sets two at Carrol Road and one at Kitridge Road	42,029	...	42,029
Purchase of equipment for improving the methods of collection and transport of refuse in the City	12,16,890	...	12,16,890
Six pump impellers shaft assemblies and accessories for various pumping stations	13,374	...	13,374
Total.—P. and M. to be purchased out of Hospital Fund	16,38,233	96,260	17,34,493
<i>Plant and Machinery to be purchased out of Land Reclamation and Acquisition Fund</i>			
<b>I.—GENERAL SUPERVISION, ETC.</b>			
Replacement of the machinery of the existing lift at Municipal Head Office	3,226	...	3,226
Purchase of a delivery van for C. S. Department	26,021	...	26,021
<b>II.—WATER WORKS</b>			
Replacing the damaged 36" sluice valve on the 72" west main at Kasheji Adeshor Block	8,599	...	8,599
Providing two 48" electrically operated sluice valves on 48" inlet mains at M. H. R.	299	...	299
Replacing of 3 H.P. Pumping units at Vehar by 2 High Pressure Units	11,426	...	11,426
<b>VII.—STREET CLEANSING AND CONSERVANCY, ETC.</b>			
Additional capacitors or condenser in the D. P. Works extension plant to improve the Power Factor	12,928	...	12,928
Digestion Tank Agitation Motor	2,500	...	2,500
Purchase and installation of one compressor for inflating tyres at Mahalaxmi Siding	3,401	...	3,401
Provision of capacitors at Colaba A. C. Station to improve the Power Factor	11,854	...	11,854
Purchase of equipment for improving the methods of collection and transport refuse	11,508	...	11,508
Vinches No. 4	3,814	550	4,364
Replacement of pumps at D. P. Works by pumps of larger capacity	45,583	...	45,583
Purchase of gas meters	5,563	...	5,563
Two electrically driven Air Compressors for the detritus tank at the Dharavi Purification Plant	2,887	...	2,887
D. F. S. Tank Bridge motor and Filter for Motor for D. P. Works.	...	1,578	1,578
Total. C/o, P. and M. to be purchased out of Land Reclamation Acquisition Fund.	1,49,609	2,128	1,51,737

## APPENDIX No. 8—(Contd.)

	Total Capital Expenditure upto 31st March 1959.	EXPENDITURE DURING 1959-60.	Total Capital Expenditure upto 31st March 1960.
Land Reclamation & Acquisition Fund—Total C/o. ...	Rs. 1,49,609	Rs. 2,128	Rs. 1,51,737
VIII.—ROADS, DRAINS, ETC.			
Purchase of one Silt Lorry ...	Cr. 120	...	Cr. 120
IX.—MECHANICAL			
Taking over Track No. B.M.S. 3099 including two spare tyres from Vaitarna Scheme ...	4,321	...	4,321
XI.—FIRE BRIGADE			
Purchase of Jeep in Replacement of Jeep No. 1 ...	17,454	...	17,454
Purchasing a new Trailer Fire Pump to replace the old one No. 29 ...	...	11,625	11,625
Purchase of motor ambulance in replacement of Ambulance No. 14 ...	...	24,000	24,000
Purchase of motor ambulance in replacement of Ambulance No. 17 ...	...	24,000	24,000
XII.—LICENSING, ETC.			
Purchase of a Lorry in replacement of BMT-4279 ...	19,146	...	19,146
Total P. E. M. to be Purchased Land Reclamation Acquisition Fund ...	1,90,410	61,753	2,52,163
Plant and Machinery to be purchased out of Plant and Machinery Depreciation Fund.			
I.—GENERAL SUPERVISION, ETC.			
Replacement of the machinery of the existing lift at the Municipal Head Office ...	25,413	...	25,413
II.—WATER WORKS.			
Purchase of new meters ...	5,96,673	...	5,96,673
Providing a 30" electrically operated Sluice Valve on 36" Inlet mains at M. H. R. ...	10,620	...	10,620
Replacement of recording mechanism of Venturi No. 2061 on 60" Tansa main at Powai ...	2,612	...	2,612
VII.—STREET CLEANSING AND CONSERVANCY			
Purchase of equipment for improving the methods of collection and transport of refuse in the City ...	5,29,271	...	5,29,271
Purchase of 12 low loader refuse collector ...	1,10,000	...	1,10,000
Purchase of 2 Nos. International Crawler Tractor, Model B.T.D. with drott skid shovel and Bull Angle Dozer blades ...	1,14,093	...	1,14,093
VIII.—ROADS, DRAINS, ETC.			
Purchase of road equipment ...	4,33,962	...	4,33,962
Diesel Roller Road Marshall Type RT-508 ...	35,669	...	35,669
XI.—FIRE BRIGADE			
Purchase of one 120 feet turn table ladder in replacement of old one ...	1,52,529	...	1,52,529
Total.—Plant and Machinery Depreciation Fund ...	18,61,080	1,49,762	20,10,842
Plant and Machinery to be purchased out of Garden Fund.			
VII.—STREET CLEANSING, ETC.			
Replacing pumps at D. P. Works by pumps of larger capacity ...	37,178	...	37,178
Supply and installation of four electrically driven pumping sets for the proposed pumping Station at T. P. Line Road ...	3,000	...	3,000
Total.—Garden Fund ...	40,178	...	40,178
Plant and Machinery to be purchased out of K. E. M. Hospital Equipment Fund.			
VI.—MEDICAL RELIEF AND EDUCATION			
Purchase of Fluoscope with facilities for both verticle and lying down position for the B. Y. L. Nair Charitable Hospital ...	6,809	...	6,809
Total.—K. E. M. Hospital Equipment Fund ...	6,809	...	6,809
Plant and Machinery to be purchased out of K. E. M. Hospital Research Fund			
VI.—MEDICAL RELIEF AND EDUCATION			
Laundry Equipments Complete ...	56,490	...	56,490
VII.—STREET CLEANSING AND CONSERVANCY			
Purchase of 12 low loader refuse collector ...	93,000	...	93,000
Total.—K. E. M. Hospital Research Fund ...	1,49,490	...	1,49,490
Total.—Plant and Machinery—Works in progress ...	80,10,613	5,57,289	85,67,902
Total.—Plant and Machinery ...	1,61,79,062	5,57,289	1,67,36,351
Assets written off ...	Cr. 1,20,34,316	Cr. 12,20,291	Cr. 1,32,54,607
Total.—Plant and Machinery ...	41,44,746	Cr. 6,63,002	34,81,744

## APPENDIX No. 8—Contd.

	Total Capital Expenditure upto 31st March 1959.	EXPENDITURE DURING 1959-60.	Total Capital Expenditure upto 31st March 1960.
	Rs.	Rs.	Rs.
<b>TRUST FUND</b>			
Works completed (as per Report 1958-59) ...	44,18,338	...	44,18,338
<b>Works in progress—</b>			
Providing a Convalescent Home of 120 beds with equipment and stan quarters at Parel near K. E. M. Hospital ...	15,571	31,662	47,233
Purchase of equipment, instruments etc., for the Blood Bank at K. E. M. Hospital ...	14,781	...	14,781
Construction and equipment of an additional floor over Ward Pavilion No. 2 at K. E. M. Hospital ...	2,36,110	471	2,36,581
Government share of the cost of preliminary expenses in connec- tion with the preparation of Master Plan for Greater Bombay ...	2,40,034	...	2,40,034
Construction of a building for the Blood Bank at K. E. M. Hospital.	30,000	...	30,000
Additional accommodation for Female Ward at Turner Sanatorium.	2,99,997	...	2,99,997
Construction of an orchid house at Victoria Garden ...	5,305	...	5,305
Construction of a permanent screen wall at the new drying ground for Dhobies at Mahalaxmi Kitchra Siding ...	12,000	...	12,000
Co-struction of a building for an electrically operated crematorium at Chandanwadi ...	99,929	...	99,929
Construction of a P. C. at the footbridge near the junction of Chinchbunder Road, etc. ...	499	...	499
Construction of additional 3 floors over the recently constructed building No. 1 and Building No. 2 comprising of basement ground and 3 upper floors at M. G. H., Sion ...	99,750	...	99,750
Construction of a pedest)ian Subway near Churchgate Station ...	1,23,103	...	1,23,103
Proposed extension to Orthopaedic Theatre on the ground floor, Gynaecologica Ward on 1st floor and a new Ward for female patients on 2nd floor at K. E. M. Hospital ...	...	24,538	24,538
Construction of additiona floors over the Registration Block and Out-patients Department for the full-time departments of Medicine and Surgery in the K. E. M. Hospital ...	...	93,416	93,416
Total.—Works in progress ...	11,77,079	1,50,087	13,27,166
Total.—Trust Fund ...	55,95,417	1,50,087	57,45,504
<i>Worn out Water Mains Renewal Fund.</i>			
Works completed (as per Report for 1958f9) ...	9,64,526	...	9,64,526
Total.—Worn out Water Mains Renewal Fund ...	9,64,526	...	9,64,526
<i>Land and Buildings Fund.</i>			
Lands purchased and Buildings erected out of the Municipal Land and Buildings Fund ...	43,03,044	...	43,03,044

G. V. DAMLE,  
Chief Accountant.

M. G. PIMPUTKAR,  
Municipal Commissioner.



Appendix No. 9.

Statement showing (1) the total amount of Municipal Loans raised (2) the expenditure incurred there against and (3) the invested balances of the Loans on 31st March 1960.

(1)	Amount raised.		Amounts re-paid out of cash balance.		Net Amount available for expenditure.		I.—General Supervision, Collection of Revenue.	II.—Water Works.	III.—Education, Primary.	IV.—Education, Secondary.	V.—Public Health.	VI.—Medical Relief and Education.	VII.—Street Cleaning, Conservancy, Road Watering and Halalkhore Service.	VIII.—Roads, Drain and Sewers.	IX.—Mechanical.	X.—Buildings, Land Acquisition and Management.	XI.—Fire Brigades.	XIII.—Gardens and Open Spaces.	XIV.—Markets and Slaughter Houses.	XV.—Stom Service.	XVI.—Measures for Civil Defence.	XVII.—Greater Urubay.	XVIII.—Industrial Estate.	Discount and Other Charges on Loans.	Plant and Machinery.	Total amount Expended on Works upto 31st March 1960.	Balance unexpended on 1st April 1960.																	
	Rs.	nP.	Rs.	nP.	Rs.	nP.	Rs.	nP.	Rs.	nP.	Rs.	nP.	Rs.	nP.	Rs.	nP.	Rs.	nP.	Rs.	nP.	Rs.	nP.	Rs.	nP.	Rs.	nP.	Rs.	nP.																
Total of different Municipal Loans raised (as per Annual Account 1958-59)	64,74,24,409	12	1,62,81,605	25																																								
<b>Less—</b>																																												
Loans Repaid	...																																											
<b>Deduct—</b>																																												
Repaid out of Sinking Fund Accumulated on & Net Premium Fund	64,74,24,409	12	1,62,81,605	25	63,11,42,803	87																																						
Rs. 330 Lakhs Loan for 1959-60	3,30,00,000	00			3,30,00,000	00																																						
Renewal of Road Surfaces for which no Renewal Fund exists and roads taken over from ex-Trust																																												
Purchase of Plant and Machinery for Capital Works—																																												
Net Premium Fund	64,833	23																																										
Municipal Fire & Accident Insurance Fund	1,84,680	91																																										
K.E.M. Hospital Research Fund																																												
Pre-cast concrete slabs Pavement (Renewal Fund)																																												
Stom Service Fund																																												
Renewal of Road Surfaces Fund																																												
Hospital Fund	96,260	13																																										
Land Reclamation & Acquisition Fund	61,753	48																																										
Plant and Machinery Depreciation Fund	1,49,761	75																																										
Garden Fund																																												
K. E. M. Hospital Equipment																																												
	5,57,289	50			5,57,289	50																																						
<b>Grand Total Ra.</b>	<b>68,09,81,698</b>	<b>62</b>	<b>1,62,81,605</b>	<b>25</b>	<b>66,47,00,093</b>	<b>37</b>																																						
<b>Works executed out of Special Fund and Contributions—</b>																																												
(1) Out of Contributions from—																																												
G. I. P. Railway for removing and relaying 32 <sup>nd</sup> Vihar Main, South of Kurli			58,55,082	68	35,12,12,782	18	22,98,012	43	20,703	44	1,42,10,841	99	2,39,75,141	70	3,92,20,397	53	9,37,09,997	32	36,35,025	60	4,98,82,168	20	25,36,079	12	63,29,696	31	1,03,10,293	90	36,78,245	14	1,87,147	50	2,85,058	39	195	56	66,12,947	84	1,68,64,996	84	61,78,25,703	21	2,35,86,680	11
Port Trust for Wadi Bander Road					3,74,000	00																																						
Government for Construction of Primary School Buildings							5,90,080	00																																				
(2) Out of Premium on Loans					2,49,000	00																																						
(3) Out of Special Funds—																																												
Invested Fund			7,34,326	52																																								
Nasbit Road Invested Fund																																												
Road Improvement Fund																																												
Loan Works Establishment																																												
Development Fund Receipts					1,40,647	79																																						
Contribution from Revenue towards Bai Jerbai Wadia Hospital for Children																																												
Contribution from Government out of the Provincial Share of Petrol Tax Fund for widening the Love Grove Bridge												7,00,000	00																															
Contribution from Trustees Goludas Tejpal Charities for construction of Tejpal Road																																												
Grant-in-Aid from Government for widening the Road in Colaba Division																																												
<b>Deduct—</b>					65,69,409	20	35,19,67,429	97	27,98,012	43	20,703	44	1,42,10,841	99	2,46,75,141	70	3,92,20,397	53	9,37,09,997	32	36,35,025	60	4,98,82,168	20	25,36,079	12	63,29,696	31	1,03,10,293	90	36,78,245	14	1,87,147	50	2,85,058	39	195	56	66,33,952	78	1,68,64,996	84		
Plaque Expenditure																																												
Amounts written off account of properties not existing					82,305	93						20,00,000	00																															
Expenditures on account of Municipal Printing Press Machinery transferred vide Corporation Resolution No. 856, dated the 11th December 1940												3,912	81																															
												20,03,912	81																															
<b>Total Ra.</b>	<b>64,87,103</b>	<b>27</b>	<b>35,19,67,429</b>	<b>97</b>	<b>27,98,012</b>	<b>43</b>	<b>20,703</b>	<b>44</b>	<b>1,22,06,929</b>	<b>18</b>	<b>2,46,75,141</b>	<b>70</b>	<b>3,88,11,601</b>	<b>64</b>	<b>9,37,81,200</b>	<b>46</b>	<b>36,35,025</b>	<b>60</b>	<b>4,98,82,168</b>	<b>20</b>	<b>25,36,079</b>	<b>12</b>	<b>63,47,566</b>	<b>29</b>	<b>1,03,23,642</b>	<b>71</b>	<b>36,78,245</b>	<b>14</b>	<b>1,87,147</b>	<b>50</b>	<b>2,85,058</b>	<b>39</b>	<b>195</b>	<b>56</b>	<b>66,33,952</b>	<b>78</b>	<b>34,81,742</b>	<b>15</b>						

G. V. DAMLE,  
Chief Accountant.

‡ The amount is reserved for Capital Stock Account.  
\* Minor changes due to conversion.

M. G. PIMPUTKAR,  
Municipal Commissioner.

**Appendix No. 10.**  
**SINKING FUND.**

*Statement showing the Actual Investments on account of the Sinking Fund of different Municipal Loans upto 31st March 1960, compared with the amounts which should have accumulated upto that date on the basis of the Fixed Instalments and the sums set aside as Sinking Fund as at 31st March 1960.*

NAME OF LOAN.	Amount raised.	When raised.	When repayable.	Amount of Annual Sinking Fund Instalment.	Date when Sinking Fund commenced.	Amount of Sinking Fund which should have accumulated upto 31st March 1960 at Compound Interest.
1	2	3	4	5	6	7
	Rs.			† Rs.		Rs.
<i>6 per cent. Municipal Loans (4 per cent. basis).</i>						
160 Lakhs Loan for the Improvement of Water Supply in Bombay.	1,60,00,000	Between 22nd September 1924 and 31st March 1925 (First issue). Between 18th November 1924 and 31st March 1925 (Second issue).	1st December 1954 ...	...	1st December 1925 ...	59,500
<i>5 and 6 per cent. Municipal Loans (3½ per cent. basis).</i>						
147 Lakhs Tansa Water Works Loan ...	1,47,00,000	Between 5th June 1886 and 24th Dec. 1891.	(a) Between 1st January 1943 and 1st January 1953.		1st January 1893 ...	(b), 10,000
10 Lakhs Loan for the Conversion of S.W. Reservoir at Clerk Road into a Public Park.	10,00,000	2nd July 1920 ...	1st July 1980 ...	5,089	1st July 1921 ...	4,21,547
37 Lakhs Loan (1929-30) ...	26,21,500	From 19th July 1929 to 1st August 1929.	1st August 1959 ...	50,782	1st August 1930 ...	52,000
31.43 Lakhs Loan for the repayment of 40 Lakhs Loan due 19th December 1929	26,14,000	Do.	1st August 1949. ...	...	...	40,000.
40 Lakhs Loan (1930-31) ...	40,00,000	From 20th September 1930 to 6th October 1930.	At the option of the Corporation on or after 1st December 1950 on giving 3 Months' notice by public advertisement or on 1st December 1960.	...	1st June 1931	21,000
<i>4 per cent. Municipal Loans (3½ per cent. basis).</i>						
25 Lakhs Loan for Sewerage, Water, etc. Works.	25,00,000	17th and 18th. July 1899.	1st November 1939 ...	...	...	*1,000
					Carried forward ...	5,45,547
						6,05,047

(a)	Rs.	Repayable on	Less— Repaid—	Rs.	(b)	Balance.
	2,00,000	1-1-1928.	From 1-1-1928	2,00,000		Rs.
	52,91,500	1-1-1933.	" 1-1-1933 to 31-3-1940 ...	52,91,500		...
	22,08,500	1-1-1943.	" 1-1-1943 to 31-3-1950 ...	22,07,500		1,000
	17,00,000	1-1-1946.	" 1-1-1946 to 31-3-1950 ...	16,96,000		4,000
	10,00,000	1-1-1948.	" 1-1-1948 to 31-3-1954 ...	10,00,000		...
	43,00,000	1-1-1953.	" 1-1-1953 to 31-3-1956 ...	42,95,000		5,000
	<u>Rs. 1,47,00,000</u>			<u>1,46,90,000</u>		<u>10,000</u>

\* Stoppage is recorded against this Debenture.

† All the Sinking Fund Instalments were re-arranged during 1906-07 on a 3½ per cent. basis as per Corporation Resolution No. 4946 of 9th February 1905 and were further re-arranged from 1st April 1928 as per Corporation Resolution No. 6114 of 12th September 1927.

## Appendix No. 10—(contd.)

NAME OF LOAN.	Amount raised.	When raised.	When repayable.	Amount of Annual Sinking Fund Instalment.	Date when Sinking Fund commenced.	Amount of Sinking Fund which should have accumulated up to 31st March 1960 at Compound Interest.
1	2	3	4	5	6	7
	Rs.			Rs.		Rs.
<i>4 per cent. Municipal Loans (3 per cent. basis)</i>					Brought over	6,05,047
30 Lakhs Loan for the acquisition of sites for the construction of various Over-bridges in the City.	30,00,000	29th July 1909 and 10th August 1910.	1st May 1949	...		26,000
70 Lakhs Loan for reduplication of Tansa Main and other Auxiliary Works.	70,00,000	9th September 1913, 22nd July 1914 and 10th April 1915.	Rs. 49,40,000 on 1st June 1954, .. 20,60,000 on 1st June 1974.	12,634	1st June 1915	12,03,646
20 Lakhs Loan for Street Improvements.	20,00,000	9th September 1913 and 24th September 1915.	1st May 1955	26,524	1st May 1916	1,500
<i>3½ per cent. Municipal Loans (3 per cent. basis).</i>						
9 Lakhs Loan (1935-36)	9,00,000	31st January 1936	14th March 1966	18,917	14th March 1937	6,52,211
48 Lakhs Loan (1940-41)	48,00,000	Between 1st March 1941 and 15th January 1942.	1st March 1971	1,00,891	1st March 1942	25,40,397
25 Lakhs Loan (1941-42)	25,00,000	Between 1st September 1942 and 15th February 1943.	1st March 1972	52,548	1st March 1943	12,33,447
20 Lakhs Loan (1943-44)	20,00,000	Between March 1944 and November 1944.	1st March 1974	42,039	1st March 1945	8,49,490
22 Lakhs Loan (1944-45)	22,00,000	Between March 1945 and March 1946.	1st March 1975	46,243	1st March 1946	8,62,228
25 Lakhs Loan (1945-46)	25,00,000	Between 27th March 1946 and 6th Nov. 1946	1st March 1976	52,548	1st March 1947	9,00,089
<i>3 per cent. Municipal Loans (3 per cent. basis).</i>						
24½ Lakhs Loan (1936-37)	18,50,000	1st November 1936	1st February 1967	51,498	1st February 1938	16,79,600
30 Lakhs Loan (1937-38)	6,00,000	1st June 1937	14th March 1968	63,058	14th March 1939	19,28,431
30 Lakhs Loan (1938-39)	30,00,000	1st April 1938	1st March 1969	63,058	1st March 1940	18,12,782
64 Lakhs Loan (1939-40)	64,00,000	Between 16th January 1939 and 1st June 1939.	1st March 1970	1,34,523	1st March 1941	36,23,711
54 Lakhs Loan (1946-47)	54,00,000	Between 1st December 1939 and 1st September 1940.	1st March 1977	1,13,505	1st March 1948	17,77,135
61 Lakhs Loan (1948-49)	61,00,000	Between 4th March 1947 and 13th December 1948	1st March 1979	1,28,218	1st March 1950	16,46,301
17.97 Lakhs Loan (1950-51)	17,97,000	Between 23rd March 1949 to 19th August 1949	1st December 1960	1,56,754	1st December 1951	16,08,412
<i>3½ per cent. Municipal Loans (3 per cent. basis).</i>						
75 Lakhs Loan (1947-48)	75,00,000	1st August 1947	1st August 1977	1,57,645	1st August 1948	22,82,059
1.25 Crores Loan (1949-50)	88,14,500	Between 23rd September to 29th September 1949	15th September 1979	1,85,275	15th September 1950	21,58,489
2 Crores Loan (1950-51)	2,00,00,000	21st August 1950	16th August 1965	10,75,332	16th August 1951	1,11,29,250
80 Lakhs Loan (1950-51)	80,00,000	Between 20th December 1950 to 29th March 1951	1st September 1980	1,68,152	1st September 1951	17,38,172
40 Lakhs Loan (1950-51)	10,00,000	1st March 1951	16th August 1965	53,767	16th August 1951	5,56,464
<i>3 per cent. Municipal Loans (3 per cent. basis).</i>						
175.34,000 Loan (1951-52)	1,75,34,000	3rd October 1951	3rd October 1966	9,42,751	3rd October 1952	85,07,609
33 Lakhs Loan (1951-52)	33,00,000	16th Feb. 1952	3rd October 1966	1,77,432	3rd October 1952	16,01,191
60 Lakhs Loan (1951-52)	60,00,000	16th Feb. 1952	16th August 1966	3,22,602	16th August 1952	29,22,477
<i>4 per cent. Municipal Loans (3 per cent. basis)</i>						
2 44.14,500 Loan (1952-53)	2,44,14,500	3rd September 1952	1st September 1964	16,48,280	1st September 1953	1,32,02,848
69 Lakhs Loan (1952-53)	69,00,000	26 November 1952	1st September 1967	3,51,045	1st September 1953	28,11,897
35 Lakhs Loan (1952-53)	35,00,000	28th March 1953	1st September 1964	2,36,293	1st September 1953	18,92,725
110 Lakhs Loan (1953-54)	1,10,00,000	3rd September 1953	1st September 1963	3,79,084	1st September 1954	* 43,76,330
50 Lakhs Loan (1953-54)	50,00,000	12th November 1953	1st September 1973	1,72,311	1st September 1954	11,60,619
85 Lakhs Loan (1953-54)	85,00,000	11th September 1953	1st September 1973	2,92,928	1st September 1954	19,73,052
1,92,49,000 Loan (1954-55)	1,92,49,000	15th October 1954	1st September 1964	6,63,361	1st September 1955	**40,57,127
70 Lakhs Loan (1954-55)	70,00,000	15th March 1955	1st March 1975	2,41,235	1st March 1956	13,04,158
130 Lakhs Loan (1956-57)	40,00,000 90,00,000	15th November 1956 29th March 1957	15th September 1981	3,22,812	15th September 1957	10,25,624
<i>4 per cent Municipal Loans (3½ per cent basis)</i>						
180 Lakhs Loan (1955-56)	1,80,00,000	15th September 1955	15th September 1967	6,36,500	15th September 1956	27,33,673
30 Lakhs Loan (1955-56)	30,00,000	15th March 1956	15th September 1967	1,06,084	15th September 1956	4,55,610
115.50 Lakhs Loan (1956-57)	1,15,50,000	15th October 1956	15th October 1968	4,08,421	15th October 1957	12,38,999
<i>4½ per cent Municipal Loans (3½ per cent basis)</i>						
Rs. 1.14.10,500 Loan (1957-58)	1,14,10,500	1st November 1957	1st November 1969	4,03,488	1st November 1958	8,33,072
Rs. 2.50 Lakhs Loan (1958-59)	2,50,00,000	11 August 1958	11th August 1970	8,84,027	11th August 1959	9,03,795
<i>4½ per cent Municipal Loans (3½ per cent basis)</i>						
Rs. 1 crore Loan (1957-58)	1,00,00,000	1st February 1958	1st November 1983	2,48,317	1st November 1958	5,13,851
Rs. 1 crore Loan (1958-59)	1,00,00,000	Between 24th November 1958 and 31st March 1959	11th August 1983	2,48,317	11th August 1959	5,18,067
					Total	9,28,97,576

## Appendix No. 10—(concl'd)

	Amount actually invested upto 31st March 1960.				Amount of Interest accrued upto 31st March 1960 collected and invested in 1960-61.		Total of Columns 5 and 6			
	Amount of Sinking Fund invested upto 31st March 1959.	Sinking Fund Instalments paid in 1959-60.	Interest, etc., accumulations invested in 1958-59.	Total.	Rs.	nP.				
1	2		3		4		5	6	7	
	Rs.	nP.	Rs.	nP.	Rs.	nP.	Rs.	nP.	Rs.	nP.
Sinking Funds	8,42,13,536	24	1,15,41,923	00	32,26,265	76	9,89,81,725	00		
Deduct—Withdrawn for repayment of Loans							25,71,500	00		
Total Sinking Funds							† 9,64,10,225	00		
In Public Securities as detailed in Appendix No. 16-A							9,64,10,146	15		
In Cash with the State Bank of India							78	85		
Total							9,64,10,225	00	4,57,787	31
									9,68,68,012	31

† The market value of the securities on 31st March 1960 is Rs. 9,34,80,794-49 as shown in Appendix No. 16-A and after adding the cash balance of Rs. 78-85 and the interest accrued on the securities upto 31st March 1960 amounting to Rs. 4,57,787-31 the total amount of Sinking Fund is Rs. 9,39,38,660-65.

\* Inclusive of Rs. 11,40,540 credited as per S.C.R. No. 2377 of 16-1-57 & C.R. No. 1487 of 21-1-57 and Rs. 5 Lakhs as per S.C.R. No. 2413 of 23-12-57 & C.R. 1445 of 20-1-58.

\*\* Inclusive of Rs. 3,59,460 credited as per S.C.R. No. 2377 of 16-1-57 & C.R. No. 1487 of 21-1-57.

G. V. DAMLE,  
Chief Accountant.

M. G. PIMPUTKAR,  
Municipal Commissioner.

*Statement showing Outstanding Loans due by the Municipality, the interest outstanding on 1st State Bank of India, and in Office during that year*

No.	Particulars of Loans.	Rate of Interest.	Balance due on 1st April 1959.		Amount raised in 1959-60.		Total.		Amount re-paid in 1959-60	
			Rs.	nP.	Rs.	nP.	Rs.	nP.	Rs.	nP.
<b>Loans raised from Government.</b>										
1	Rs. 100 Lacs Loan (1953-54)	4½ per cent.	87,36,330	39	E	87,36,330	39	2,85,850	96	
2	100 Lacs Loan (1953-54)	4½ per cent.	87,36,330	39	E	87,36,330	39	2,85,850	96	
3	100 Lacs Loan (1954-55)	4½ per cent.	90,10,527	92	E	90,10,527	92	2,74,197	56	
4	100 Lacs Loan (1954-55)	4½ per cent.	90,10,527	92	E	90,10,527	92	2,74,197	56	
5	100 Lacs Loan (1955-56)	4½ per cent.	92,73,547	20	E	92,73,547	20	2,63,019	24	
6	100 Lacs Loan (1955-56)	4½ per cent.	92,73,547	20	E	92,73,547	20	2,63,019	24	
7	50 Lacs Loan (1955-56)	4½ per cent.	48,36,773	21	E	46,36,773	21	1,31,509	76	
8	100 Lacs Loan (1956-57)	4 per cent.	1,00,00,000	00	F	1,00,00,000	00	...		
9	100 Lacs Loan (1957-58)	4 per cent.	1,00,00,000	00	G	1,00,00,000	00	...		
10	50 Lakhs Loan (1957-58)	4 per cent.	50,00,000	00	G	50,00,000	00	...		
Total Loans raised from Government Rs.			8,36,77,584	23	...	8,36,77,584	23	17,77,645	28	
<b>Loans raised from the Public.</b>										
1	The Tansa Water Works Loan (Rs. 147 Lakhs) ...	5 per cent.	5,000	00	}	5,000	00	(a)		
2	25 Lakhs Loan for Sewerage, Water and other Sanitary Works ...	4 per cent.	1,000	00		5,000	00		(a)	
3	The 2nd 24½ Lakhs Loan for certain Sewerage Works ...	4 per cent.	...					(a)		
4	The 15 Lakhs Loan for Street Improvements ...	4 per cent.	...					(a)		
5	The 30 Lakhs Loan for the Acquisition of Sites for the Construction of Overbridges ...	4 per cent.	26,000	00		26,000	00	(a)		
6	The 70 Lakhs Loan for re-duplication of Tansa Main and other Auxiliary Works ...	4 per cent.	20,63,000	00		20,63,000	00	(a)		
7	The 20 Lakhs Loan for Street Improvements ...	4 per cent.	1,500	00		1,500	00	(a)		
8	The 10 Lakhs Loan for the Conversion of the Storm Water Reservoir at Clerk Road into a Public Park ...	5 per cent.	10,00,000	00		10,00,000	00	(a)		
9	160 Lakhs Loan for the Improvement of the Water Supply in Bombay (First Issue)	6 per cent.	24,000	00		24,000	00	(a)		
10	160 Lakhs Loan for the Improvement of the Water Supply in Bombay (Second Issue).	6 per cent.	36,000	00		36,000	00	(a)	500	00
11	Rs. 37 Lakhs Loan (1929-30) ...	5 per cent.	26,21,500	00		26,21,500	00	(a)	25,69,500	00
12	Rs. 31.43 Lakhs Loan for the repayment of Rs. 40 Lakhs Loan due 19th December 1929 ...	5 per cent.	41,500	00		41,500	00	(a)	1,500	00
13	Rs. 28 Lakhs Loan for the repayment of Rs. 39,94,000 out of 6 per cent. 50 Lakhs Loan due 1st August 1929 ...	5 per cent.	...			...		(a)	...	
Loans from Public Carried over Rs.			58,24,500	00	...	58,24,500	00	25,71,500	00	
Loans from Govt. Carried over Rs.			8,36,77,584	23	...	8,36,77,584	23	17,77,645	28	

A—These loans are payable out of revenue in annual equal instalments including principal and interest based on the amortization of the loans within a period of 30 years. No Sinking Fund has been created for these loans.

(a) As under the terms of these loans the bonds cannot be repaid to the holders before the dates stipulated in the debentures, the Sinking Fund has been invested as shown in detail in Appendix No. 10.

E—These loans are repayable in twenty-five annual equated instalments of principal and interest, the first instalment being payable on the first anniversary date of the drawal of the loan.

F—The loan is repayable in seven annual equated instalments of both principal and interest commencing from 1960-61. The interest on the loan will be paid annually till the payments of equated instalments of the loan commence.

G—This loan is repayable in seven annual equated instalments of both principal and interest commencing from 1961-62. The interest on the loan will be paid annually till the payments of the equated instalments of the loan commence.

No 11.

April 1959 on the different Loans, the amount payable for the year 1959-60 the amount paid by the and the balances outstanding on 31st March 1960.

Balance due on 31st March 1960		Interest outstanding on 1st April 1959.		Interest payable in 1959-60		Total interest due		Deduct—Interest paid by the State Bank of India and in Office.		Outstanding balance on 31st March 1960	
8		9		10		11		12		13	
Rs.	nP.	Rs.	nP.	Rs.	nP.	Rs.	nP.	Rs.	nP.	Rs.	nP.
84,50,479	43	...		3,71,294	04	3,71,294	04	3,71,294	04		
84,50,479	43	...		3,71,294	04	3,71,294	04	3,71,294	04		
87,36,330	36	...		3,82,947	44	3,82,947	44	3,82,947	44		
87,36,330	36	...		3,82,947	44	3,82,947	44	3,82,947	44		
90,10,527	96	...		3,94,125	76	3,94,125	76	3,94,125	76		
90,10,527	96	...		3,94,125	76	3,94,125	76	3,94,125	76		
45,05,263	45	...		1,97,062	86	1,97,062	86	1,97,062	86		
1,00,00,000	00	...		4,00,000	00	4,00,000	00	4,00,000	00		
1,00,00,000	00	...		4,00,000	00	4,00,000	00	4,00,000	00		
50,00,000	00	...		2,00,000	00	2,00,000	00	2,00,000	00		
8,18,99,938	95	...		34,93,797	34	34,93,797	34	34,93,797	34		
C	5,000 00 5,000 00	2,890 06		...		2,890 06		...		2,890 06	
C	1,000 00	380 00		...		380 00		...		380 00	
	...	...		...		...		...		...	
	...	132 00		...		132 00		...		132 00	
B	26,000 00	16,499 06		...		16,499 06		...		16,499 06	
	20,63,000 00	4,030 89		82,400 00		86,430 89		72,796 01		13,594 88 40 00	
B	1,500 00	1,298 12		...		1,298 12		...		1,298 12	
	10,00,000 00	...		50,000 00		50,000 00		50,000 00		...	
B	24,000 00	6,520 56		...		6,520 56		...		6,520 56	
B	35,500 00	7,380 75		...		7,380 75		60 00		7,320 75	
	52,000 00	10,843 25		43,692 00		54,535 25		47,854 00		6,555 75 125 50	
B	40,000 00	3,977 31		...		3,977 31		750 00		3,227 31	
	...	378 50		...		378 50		...		378 50	
	32,53,000 00	54,330 50		1,76,092 00		2,30,422 50		1,71,460 01		58,796 99 165 50	
8,18,99,938	95	...		34,93,797	34	34,93,797	34	34,93,797	34		

B—Debentures in respect of these loans have remained unpaid owing to their not having been surrendered for repayment upto 31st March 1959. The Debentures do not carry interest from and after the due dates and will be paid when surrendered for repayment by the holders, out of the Sinking Fund Investments.

C—Stoppage is recorded against these Debentures.

No.	Particulars of Loans.	Rate of Interest.	Balance due on 1st April 1959.		Amount raised in 1959-60.		Total.		Amount re-paid in 1959-60.	
			Rs.	nP.	Rs.	nP.	Rs.	nP.	Rs.	nP.
	Loans from Govt. Brought forward ...		8,36,77,584	23			8,36,77,584	23	17,77,645	28
	Loans from Public Brought forward ...		58,24,500	00			58,24,500	00	25,71,500	00
	Loans raised from the Public—contd.									
14	Rs. 40 Lakhs Loan (1930-31) ...	6 per cent.	21,000	00			21,000	00	(a)	
15	Rs. 9 Lakhs Loan (1935-36) ...	3½ per cent.	9,00,000	00			9,00,000	00	(a)	
16	Rs. 24½ Lakhs Loan (1936-37) ...	3 per cent.	24,50,000	00			24,50,000	00	(a)	
17	Rs. 30 Lakhs Loan (1937-38) ...	3 per cent.	30,00,000	00			30,00,000	00	(a)	
18	Rs. 30 Lakhs Loan (1938-39) ...	3 per cent.	30,00,000	00			30,00,000	00	(a)	
19	Rs. 64 Lakhs Loan (1939-40) ...	3 per cent.	64,00,000	00			64,00,000	00	(a)	
20	Rs. 48 Lakhs Loan (1940-41) ...	3½ per cent.	48,00,000	00			48,00,000	00	(a)	
21	Rs. 25 Lakhs Loan (1941-42) ...	3½ per cent.	25,00,000	00			25,00,000	00	(a)	
22	Rs. 20 Lakhs Loan (1943-44) ...	3½ per cent.	20,00,000	00			20,00,000	00	(a)	
23	Rs. 22 Lakhs Loan (1944-45) ...	3½ per cent.	22,00,000	00			22,00,000	00	(a)	
24	Rs. 25 Lakhs Loan (1945-46) ...	3½ per cent.	25,00,000	00			25,00,000	00	(a)	
25	Rs. 54 Lakhs Loan (1946-47) ...	3 per cent.	54,00,000	00			54,00,000	00	(a)	
26	Rs. 75 Lakhs Loan (1947-48) ...	3½ per cent.	75,00,000	00			75,00,000	00	(a)	
27	Rs. 61 Lakhs Loan (1948-49) ...	3 per cent.	61,00,000	00			61,00,000	00	(a)	
28	Rs. 1.25 Crores Loan of 1949 ...	3½ per cent.	88,14,500	00			88,14,500	00	(a)	
29	Rs. 2 Crores Loan (1950-51) ...	3½ per cent.	2,00,00,000	00			2,00,00,000	00	(a)	
30	Second instalment of Rs. 10 Lakhs Loan out of Rs. 3 Crores Loan of 1949-50 ...	3½ per cent.	10,00,000	00			10,00,000	00	(a)	
31	Rs. 80 Lakhs Loan (1950-51) ...	3½ per cent.	80,00,000	00			80,00,000	00	(a)	
32	Rs. 17.97 Lakhs Loan for repayment of Rs. 40 lakhs Loan (1930-31) due for repayment on 1st December 1950 ...	3 per cent.	17,97,000	00			17,97,000	00	(a)	
33	Rs. 1.75,34,000 Loan 1951-52 out of Rs. 420 Lakhs Loan ...	3½ per cent.	1,75,34,000	00			1,75,34,000	00	(a)	
34	Rs. 33 Lakhs Loan 1951-52 out of Rs. 420 Lakhs Loan ...	3½ per cent.	33,00,000	00			33,00,000	00	(a)	
35	Rs. 60 Lakhs Loan 1951-52 ...	3½ per cent.	60,00,000	00			60,00,000	00	(a)	
36	Rs. 2,44,14,500 Loan 1952-53 out of Rs. 419 Lacs. Loan ...	4 per cent.	2,44,14,500	00			2,44,14,500	00	(a)	
37	Rs. 69 Lacs. Loan 1952-53 out of Rs. 419 Lacs. Loan ...	4 per cent.	69,00,000	00			69,00,000	00	(a)	
38	Rs. 35 Lacs. Loan 1952-53 out of Rs. 419 Lacs. Loan ...	4 per cent.	35,00,000	00			35,00,000	00	(a)	
39	Rs. 110 Lacs Loan 1953-54 ...	4 per cent.	1,10,00,000	00			1,10,00,000	00	(a)	
40	Rs. 85 do. 1953-54 ...	4 per cent.	85,00,000	00			85,00,000	00	(a)	
41	Rs. 50 do. 1953-54 ...	4 per cent.	50,00,000	00			50,00,000	00	(a)	
42	Rs. 1,92,49,000 Loan 1954-55 ...	4 per cent.	1,92,49,000	00			1,92,49,000	00	(a)	
43	Rs. 70 Lacs Loan 1954-55 ...	4 per cent.	70,00,000	00			70,00,000	00	(a)	
44	Rs. 180 Lacs Loan 1955-56 ...	4 per cent.	1,80,00,000	00			1,80,00,000	00	(a)	
45	Rs. 30 Lacs Loan out of Rs. 60 Lacs Loan 1955-56 ...	4 per cent.	30,00,000	00			30,00,000	00	(a)	
46	Rs. 1,15,50,000 Loan 1956-57 ...	4 per cent.	1,15,50,000	00			1,15,50,000	00	(a)	
47	Rs. 130 Lacs Loan 1956-57 ...	4 per cent.	1,30,00,000	00			1,30,00,000	00	(a)	
48	Rs. 1,14,10,500 Loan 1957-58 ...	4½ per cent.	1,14,10,500	00			1,14,10,500	00	(a)	
49	Rs. 100 Lacs Loan 1957-58 ...	4½ per cent.	1,00,00,000	00			1,00,00,000	00	(a)	
50	Rs. 250 Lacs Loan 1958-59 ...	4½ per cent.	2,50,00,000	00			2,50,00,000	00	(a)	
51	Rs. 100 Lacs Loan 1958-59 ...	4½ per cent.	1,00,00,000	00			1,00,00,000	00	(a)	
52	Rs. 330 Lacs Loan 1959-60 ...	4 per cent.	...		3,30,00,000	00	3,30,00,000	00	(a)	
	<b>Total Loans raised from the public ...</b>		<b>30,85,65,000</b>	<b>00</b>	<b>3,30,00,000</b>	<b>00</b>	<b>34,15,65,000</b>	<b>00</b>	<b>25,71,500</b>	<b>00</b>
	<b>Advances from Special Funds for Capital Works.</b>									
1	Rs. 8½ lakhs Advance from Plant and Machinery Depreciation Fund (1931-32) ...	5 per cent.	1,45,738	30			1,45,738	30	46,230	08
2	Rs. 13 lakhs Advance from Special Fund (1932-33) ...									
3	Rs. 8 lakhs from Renewal of Road Surfaces Fund ...	4½ per cent.	1,73,423	80			1,73,423	80	40,535	93
4	Rs. 1½ lakhs from Plant and Machinery Depreciation Fund ...	4½ per cent.	39,504	28			39,504	28	7,601	31
5	Rs. 3½ lakhs from Plant and Machinery Depreciation Fund ...	4½ per cent.	94,329	32			94,329	32	17,242	18
6	Rs. 11 lakhs Advance from Special Funds (1933-34) ...									
7	Rs. 5 lakhs from Municipal Fire and Accident Insurance Fund ...	4 per cent.	1,28,726	76			1,28,726	76	23,765	93
8	Rs. 3 lakhs from Renewal of Road Surfaces Fund ...	4 per cent.	90,927	30			90,927	30	13,711	11
9	Advance of Rs. 2,64,520.25 from Net Premia fund for repayment of an advance from Fines Fund ...	4 per cent.	77,236	19			77,236	19	14,259	55
10	Rs. 8.69 lakhs Advance from Special Funds ...									
11	Rs. 5 lakhs from Net Premia Fund ...	4 per cent.	1,51,578	61			1,51,578	61	22,851	86
12	Rs. 3.69 lakhs from Net Premia Fund ...	4 per cent.	1,28,091	19			1,28,091	19	16,215	35
13	Advances from Land Sales Reserve Fund ...									
14	Rs. 8 lakhs Advance from Net Premia Fund ...	3 per cent.	91,046	76			91,046	76	91,046	76
15	Advance of Rs. 3,81,662 from Fire and Accident Insurance Fund ...	3 per cent.	43,433	45			43,433	45	43,433	45
16	Advance of Rs. 2,07,378 from Net Premia fund for repayment of Rs. 28 Lacs Loan due on 1-8-1954 ...	4 per cent.	44,789	92			44,789	92	44,789	92
	<b>Total Advances ...</b>		<b>12,01,845</b>	<b>88</b>			<b>12,01,845</b>	<b>88</b>	<b>3,81,683</b>	<b>43</b>
	<b>Total Carried over...</b>		<b>39,34,44,430</b>	<b>11</b>	<b>3,30,00,000</b>	<b>00</b>	<b>42,64,44,430</b>	<b>11</b>	<b>47,30,828</b>	<b>71</b>

(a) As under the terms of these loans the bonds cannot be repaid to the holders before the dates stipulated in the debentures, the Sinking Fund has been invested as shown in detail in Appendix No. 10.

## No. 11—continued.

on 31st March Balance due 1960.	Interest outstanding on 1st April 1959	Interest payable in 1959-60.	Total Interest due.	Deduct—Interest paid by the State Bank of India and in Office.	Outstanding Balance on 31st March 1960
8	9	10	11	12	13
Rs. nP. 8,18,99,938 95	Rs. nP. ...	Rs. nP. 34,93,797 34	Rs. nP. 34,93,797 34	Rs. nP. 34,93,797 34	Rs. nP. ...
32,53,000 00	54,330 50	1,76,092 00	2,30,422 50	1,71,460 01	58,796-99 * 165 50 11,383 75
21,000 00	11,383 75	31,500 00	11,383 75	31,500 00	...
9,00,000 00	...	73,500 00	73,500 00	73,500 00	...
24,50,000 00	...	90,000 00	90,000 00	90,000 00	...
30,00,000 00	...	90,000 00	90,000 00	90,000 00	...
30,00,000 00	...	1,92,000 00	1,92,000 00	1,92,000 00	...
64,00,000 00	...	1,68,000 00	1,68,000 00	1,68,000 00	...
48,00,000 00	...	87,500 00	87,500 00	87,500 00	...
25,00,000 00	...	70,000 00	70,000 00	70,000 00	...
20,00,000 00	...	77,000 00	77,000 00	77,000 00	...
22,00,000 00	...	87,500 00	87,500 00	87,500 00	...
25,00,000 00	...	1,62,000 00	1,62,000 00	1,62,000 00	...
54,00,000 00	531 57	2,43,750 00	2,44,281 57	2,43,760 27	520 87
75,00,000 00	...	1,83,000 00	1,83,000 00	1,83,000 00	...
61,00,000 00	...	2,86,472 00	2,86,472 00	2,86,472 00	...
89,14,500 00	33,130 53	6,50,000 00	6,63,830 08	6,42,115 38	21,625 26
2,00,00,000 00	13,830 08	32,500 00	32,500 00	32,500 00	...
10,00,000 00	...	2,60,000 00	2,60,000 00	2,60,000 00	...
80,00,000 90	...	53,910 00	53,910 00	53,910 00	...
17,97,000 00	...	6,57,525 00	6,75,061 24	6,55,687 25	19,373 99
1,75,34,000 00	17,536 24	1,23,750 00	1,26,562 52	1,26,562 49	...
33,00,000 00	2,812 52	2,25,000 00	2,25,000 00	2,25,000 00	...
60,00,000 00	...	9,76,583 00	10,40,265 20	9,41,023 70	99,241 50
2,44,14,500 00	63,685 20	2,76,000 00	2,76,000 00	2,76,000 00	...
9,00,000 00	...	1,40,000 00	1,43,177 00	1,39,682 00	3,385 00
35,00,000 00	3,177 00	4,40,000 00	5,03,536 40	4,00,830 40	1,02,626 00
1,10,00,000 00	63,536 40	3,40,000 00	3,40,000 00	3,40,000 00	...
85,00,000 00	...	2,00,000 00	2,00,000 00	2,00,000 00	...
50,00,000 00	...	7,69,960 00	8,41,954 74	7,49,635 25	92,319 49
1,92,49,000 00	71,994 74	2,80,000 00	2,80,000 00	2,80,000 00	...
70,00,000 00	...	7,20,000 00	7,59,214 00	6,23,165 90	1,36,048 10
1,80,00,000 00	39,214 00	1,20,000 00	1,20,000 00	1,20,000 00	...
30,00,000 00	...	4,62,000 00	4,74,070 00	4,67,800 00	6,270 00
1,15,50,000 00	12,070 00	5,20,000 00	5,20,000 00	5,20,000 00	...
1,30,00,000 00	...	4,84,947 00	4,87,561 59	4,81,901 06	5,248 84
1,14,10,500 00	2,614 59	4,25,000 00	4,25,000 00	4,25,000 00	411 69
1,00,00,000 00	...	10,62,500 00	11,25,018 43	10,64,143 36	60,874 94
2,50,00,000 00	62,518 43	6,37,500 00	6,37,500 00	4,01,861 11	2,35,638 89
1,00,00,000 00	...	10,62,500 00	10,62,500 00	1,27,041 00	1,532,959 00
3,30,00,000 00	...	...	...	...	14,02,500 00
33 89,93,500 00	4,52,365 55	1,29,37,986 00	1,33,90,351 55	1,15,45,429 37	12,05,923 93 * 6,38,998 25
99,508 22	...	7,286 92	7,286 92	7,286 92	...
**1,32,887 87	...	7,804 07	7,804 07	7,804 07	...
24,902 97	...	1,462 69	1,462 69	1,462 69	...
77,087 14	...	4,244 82	4,244 82	4,244 82	...
1,04,960 83	...	5,149 07	5,149 07	5,149 07	...
**77,236 19	...	3,637 89	3,637 89	3,637 89	...
62,976 64	...	3,089 45	3,089 45	3,089 45	...
1,28,726 75	...	6,063 14	6,063 14	6,063 14	...
1,11,875 84	...	5,123 65	5,123 65	5,123 65	...
...	...	2,31 40	2,731 40	2,731 40	...
...	...	1,303 00	1,303 00	1,303 00	...
...	...	1,791 60	1,791 60	1,791 60	...
8,20,162 45	...	49,687 70	49,687 70	49,687 70	...
42 17,13,601 40	4,52,365 55	1,64,81,471 04	1,69,33,836 59	1,50,98,914 41	12,05,923 93 * 6,38,998 25

\* To be treated as Savings.

† The provision of interest was made for the half year on the basis of Rs. 5 Crores Loan.

\*\* Balances are transferred to Land Reclamation and Acquisition Fund on 31-3-1958 as per S.C.R. No. 2542 30-1-1957 and C.R. No. 2163 of 7-2-1957.

§§ Inclusive of expenditure booked under statement 'C' for Rs. 38,697.00 and Rs. 5,077.99 shown direct under different service heads.



No.	Particulars of Loans.	Rate of Interest.	Balance due on 1st April 1959.	Amount raised in 1959-60.	Total.	Amount repaid in 1959-60.
1	2	3	4	5	6	7
			Rs. nP.	Rs. nP.	Rs. nP.	Rs. nP.
	Total brought forward ...		39,34,44,430 11	3,30,00,000 00	42,64,44,430 11	47,30,828 71
	<b>Advances from different Funds for purchase of Plant and Machinery</b>					
13	Advance of Rs. 1,08,567-31 taken from Net Premia fund in 1946-47 ...	3 per cent.	34,485 24		34,485 24	7,442 44
14	Advance of Rs. 93,034-84 taken from Net Premia fund in 1948-49 ...	3 per cent.	24,733 45		24,733 45	8,007 00
15	Advance of Rs. 1,23,619-16 taken from Net Premia fund in 1949-50 ...	3 per cent.	43,205 46		43,205 46	10,327 84
16	Advance of Rs. 53,323-69 taken from Fire & Accident Insurance fund in 1949-50 ...	3 per cent.	24,194 72		24,194 72	3,741 16
17	Advance of Rs. 12,513-53 from the Net Premia Fund in 1954-55 ...	4 per cent.	2,702 28		2,702 28	2,702 28
18	Advance of Rs. 1,11,429-01 from Municipal Fire & Accident Insurance Fund in 1954-55 ...	4 per cent.	24,067 22		24,067 22	24,067 22
19	Advance of Rs. 21,586-77 from Hospital Fund in 1954-55 ...	4 per cent.	4,662 40		4,662 40	4,662 40
20	Advance of Rs. 98,061-50 from Slum Service Fund in 1954-55 ...	4 per cent.	21,177 03		21,177 03	21,177 03
21	Advance of Rs. 18,541-59 from Garden Fund in 1954-55 ...	4 per cent.	4,004 56		4,004 56	4,004 56
22	Advance of Rs. 1,15,656-25 from Depreciation Fund for replacement of Plant and Machinery Purchased out of Loan Funds in 1954-55 ...	4 per cent.	24,978 34		24,978 34	24,978 34
23	Advance of Rs. 1,62,294-81 from Plant and Machinery Depreciation Fund in 1954-55 ...	4 per cent.	35,052 94		35,052 94	35,052 94
24	Advance of Rs. 35,575-56 from Precast Concrete Slab Pavement Renewal Fund in 1954-55 ...	4 per cent.	7,680 67		7,680 67	7,680 67
25	Advance of Rs. 39-00 from G. S. M. College and K. E. M. Hospital Research Fund in 1954-55 ...	4 per cent.	7 39		7 39	7 39
26	Advance of Rs. 2,43,019-81 from Renewal of Road Surfaces Fund in 1954-55 ...	4 per cent.	52,488 67		52,488 67	52,488 67
27	Advance of Rs. 2,99,153-00 from the Net Premia Fund. in 1955-56 ...	4 per cent.	1,26,741 16		1,26,741 16	62,128 35
28	Advance of Rs. 2,83,210-90 from Municipal Fire and Accident Insurance Fund. in 1955-56 ...	4 per cent.	1,19,986 91		1,19,986 91	58,817 52
29	Advance of Rs. 86,422-25 from Hospital Fund. in 1955-56 ...	4 per cent.	36,613 64		36,613 64	17,948 45
30	Advance of Rs. 41,655-12 from Slum Service Fund. in 1955-56 ...	4 per cent.	17,647 59		17,647 59	8,651 10
31	Advance of Rs. 65,979-77 from Garden Fund. in 1955-56 ...	4 per cent.	27,953 03		27,953 03	13,702 88
32	Advance of Rs. 2,18,692-81 from Depreciation Fund for replacement of Plant and Machinery Purchased out of Loan Funds. in 1955-56 ...	4 per cent.	92,654 23		92,654 23	45,417 83
33	Advance of Rs. 3,41,793-94 from Plant and Machinery Depreciation Fund. in 1955-56 ...	4 per cent.	1,44,804 61		1,44,804 61	70,984 82
34	Advance of Rs. 93,893-25 from Precast Concrete Slab Pavement. Renewal Fund. in 1955-56 ...	4 per cent.	39,779 49		39,779 49	19,499 82
35	Advance of Rs. 4,030-50 from G. S. M. College and K. E. M. Hospital Equipment Fund in 1955-56 ...	4 per cent.	1,705 63		1,705 63	837 77
36	Advance of Rs. 1,356-75 from Renewal of Road Surfaces Fund in 1955-56 ...	4 per cent.	574 05		574 05	282 04
37	Advance of Rs. 52,538-25 from, Net Premia Fund in 1956-57 ...	4 per cent.	32,749 29		32,749 29	10,492 03
38	Advance of Rs. 1,37,489-44 from Municipal Fire and Accident Insurance Fund in 1956-57 ...	4 per cent.	85,705 22		85,705 22	27,455 79
39	Advance of Rs. 6,809-25 from K. E. M. Hospital and G. S. M. College Equipment Fund in 1956-57 ...	4 per cent.	4,243 69		4,243 69	1,360 25
	Total Carried over ...		2,50,944 31		10,34,598 91	5,43,918 59
	Total Carried over ...		39,34,44,430 11	3,30,00,000 00	42,64,44,430 11	47,30,828 71

## No. 11—contd.

Balance due on 31st March 1960.	Interest outstanding on 1st April 1959	Interest payable in 1959-60	Total Interest due.	Deduct-Interest paid by the State Bank of India and in Office.	Outstanding Balance on 31st March 1960
6	9	10	11	12	13
Rs. nP.	Rs. nP.	Rs. nP.	Rs. nP.	Rs. nP.	Rs. nP.
42,17,13,601 40	4,52,365 55	1,64,81,471 04	1,69,33,836 59	1,50,98,914 41	12,05,923 93 *6,38,998 25
27,042 80	...	1,034 56	1,034 56	1,034 56	
16,726 45	...	742 00	742 00	742 00	
32,877 62	...	1,296 16	1,296 16	1,296 16	
20,453 56	...	725 84	725 84	725 84	
...	...	108 09	108 09	108 09	
...	...	962 69	962 69	962 69	
...	...	186 50	186 50	186 50	
...	...	847 08	847 08	847 08	
...	...	160 18	160 18	160 18	
...	...	999 13	999 13	999 13	
...	...	1,402 12	1,402 12	1,402 12	
...	...	307 23	307 23	307 23	
...	...	0 30	0 30	0 30	
...	...	2,099 55	2,099 55	2,099 55	
64,612 81	...	5,069 65	5,069 65	5,069 65	
61,169 39	...	4,799 48	4,799 48	4,799 48	
18,665 19	...	1,464 55	1,464 55	1,464 55	
** 8,996 49	...	705 90	705 90	705 90	
**14,250 15	...	1,118 12	1,118 12	1,118 12	
**47,236 40	...	3,706 17	3,706 17	3,706 17	
73,819 79	...	5,792 18	5,792 18	5,792 18	
**20,279 67	...	1,591 18	1,591 18	1,591 18	
867 86	...	68 23	68 23	68 23	
**292 01	...	22 96	22 96	22 96	
22,257 26	...	1,309 97	1,309 97	1,309 97	
58,249 43	...	3,428 21	3,428 21	3,428 21	
2,883 44	...	169 75	169 75	169 75	
4,90,680 32	...	40,117 78	40,117 78	40,117 78	
42,17,13,601 40	4,52,365 50	1,64,81,471 04	1,69,33,836 59	1,50,98,914 41	12,05,923 93 *6,38,998 25

\* To be treated as savings.

No.	Particulars of Loans	Rate of Interest	Balance due on 1st April 1959.	Amount raised in 1959-60.	Total.	Amount repaid in 1959-60.
1	2	3	4	5	6	7
			Rs. nP.	Rs. nP.	Rs. nP.	Rs. nP.
	Total brought forward		39,34,44,430 11	3,30,00,000 00	42,64,44,430 11	47,30,828 71
	Advances brought forward		10,34,598 91		10,34,598 91	5,43,918 59
40	Advance of Rs. 1,82,225-81 from Hospital Fund in 1956-57	4 per cent.	1,13,592 11		1,13,592 11	36,389 32
41	Advance of Rs. 19,059-86 from Slum-Service Fund in 1956-57	4 per cent.	11,879 86		11,879 86	3,806 81
42	Advance of Rs. 581-50 from Garden Fund in 1956-57	4 per cent.	361 71		361 71	116 53
43	Advance of Rs. 15,141-25 from Depreciation Fund for replacement of Plant and Machinery purchased out of Loan Funds in 1956-57	4 per cent.	9,436 70		9,436 70	3,024 53
44	Advance of Rs. 3,20,010-06 from Plant and Machinery Depreciation Fund in 1956-57	4 per cent.	1,99,481 56		1,99,481 56	63,903 74
45	Advance of Rs. 43,008-11 from Precast concrete slabs Pavement Renewal Fund in 1956-57	4 per cent.	26,809 13		26,809 13	8,588 63
46	Advance of Rs. 80,213-89 from G.S.M. College and K.E.M. Hospital Research Fund in 1956-57	4 per cent.	50,002 63		50,002 63	16,017 89
47	Advance of Rs. 22,081-81 from Renewal of Road Surfaces Fund in 1956-57	4 per cent.	13,765 28		13,765 28	4,409 39
48	Advance of Rs. 191,139-05 from Net Premia Fund in 1957-58	4½ per cent	1,56,025 46		1,56,025 46	36,605 92
49	Advance of Rs. 45,237-65 from Municipal Fire and Accident Insurance Fund in 1957-58.	4½ per cent.	36,927 25		36,927 25	8,663 59
50	Advance of Rs. 2,16,430-01 from Hospital Fund in 1957-58.	4½ per cent.	1,76,670 29		1,76,670 29	41,449 51
51	Advance of Rs. 13,125-19 from Slum Service Fund in 1957-58	4½ per cent.	10,714 01		10,714 01	2,513 66
52	Advance of Rs. 1,830-46 from Garden Fund in 1957-8.	4½ per cent.	1,494 25		1,494 25	350 49
53	Advance of Rs. 18,302-81 from Depreciation Fund for replacement of Plant and Machinery purchased out of Loan Funds in 1957-58.	4½ per cent.	14,940 68		14,940 68	3,505 02
54	Advance of Rs. 7,16,592-29 from Plant and Machinery Depreciation Fund in 1957-58	4½ per cent.	5,84,949 46		5,84,949 46	1,37,237 65
55	Advance of Rs. 53,706-12 from Precast Concrete slabs Pavement Renewal Fund	4½ per cent.	43,839 63		43,839 63	10,285 82
56	Advance of Rs. 93,000-00 from G. S. M. College and K.E.M. Hospital Research Fund in 1957-58.	4½ per cent.	75,915 50		75,915 50	17,810 59
57	Advance of Rs. 13,000-00 from G. S. M. College and K. E. M. Hospital Equipment Fund in 1957-58.	4½ per cent.	10,611 50		10,611 50	2,490 01
58	Advance of Rs. 12,917-70 from Renewal of Road Surfaces Fund in 1957-58.	4½ per cent.	10,544 70		10,544 70	2,473 85
59	Advance of Rs. 9,21,505.80 from Net Premia Fund in 1958-59.	4½ per cent.	9,21,505 80		9,21,505 80	1,69,287 00
60	Advance of Rs. 1,56,200.75 from Municipal Fire and Accident Insurance Fund in 1958-59.	4½ per cent.	1,56,200 75		1,56,200 75	28,695 47
61	Advance of Rs. 2,18,656.31 from Hospital Fund in 1958-59.	4½ per cent.	2,18,656 31		2,18,656 31	40,169 11
62	Advance of Rs. 56,324.50 from Plant and Machinery Depreciation Fund in 1958-59.	4½ per cent.	56,324 50		56,324 50	10,347 21
63	Advance of Rs. 1,53,672.78 from Land Reclamation and Acquisition Fund in 1958-59.	4½ per cent.	1,53,672 78		1,53,672 78	28,230 91
64	Advance of Rs. 64,833-23 from Net Premia Fund in 1959-60	4 per cent	...	64,833 23	64,833 23	...
65	Advance of Rs. 1,84,680.91 from Municipal fire Accident Insurance Fund in 1959-60.	4 per cent	...	1,84,680 91	1,84,680 91	...
66	Advance of Rs. 96,260-13 from Hospital Fund in 1959-60	4 per cent	...	96,260 13	96,260 13	...
67	Advance of Rs. 1,49,761-75 from Plant & Machinery Depreciation Fund in 1959-60.	4 per cent	...	1,49,761 75	1,49,761 75	...
68	Advance of Rs. 61,753-48 from Land Reclamation and Acquisition Fund in 1959-60.	4 per cent	...	61,753 48	61,753 48	...
			40,88,920 76	5,57,289 50	46,46,210 26	12,20,291 24
	Total		39,34,44,430 11	3,30,00,000 00	42,64,44,430 11	47,30,828 71

## No. 11—(Contd.)

Balance due on 31st March 1960.	Interest outstanding on 1st April 1959.	Interest payable in 1959-60.	Total Interest due.	Deduct-Interest paid by the State Bank of India and in Office.	Outstanding Balance on 31st March 1960.
8	9	10	11	12	13
Rs. nP.	Rs. nP.	Rs. nP.	Rs. nP.	Rs. nP.	Rs. nP.
42,17,13,601 40	4,52,365 55	1,64,81,471 04	1,69,33,836 59	1,50,98,914 41	{ 12,05,923 93 * 6,38,998 25
4,90,680 32		40,117 78	40,117 78	40,117 78	
77,202 79		4,543 68	4,543 68	4,543 68	
** 8,073 05		475 19	475 19	475 19	
** 245 18		14 47	14 47	14 47	
**6,412 17		377 47	377 47	377 47	
1,35,577 82	...	7,979 26	7,979 26	7,979 26	
18,220 50	...	1,072 37	1,072 37	1,072 37	
33,984 74	...	2,000 11	2,000 11	2,000 11	
**9,355 89	...	550 61	550 61	550 61	
1,19,419 54	...	6,631 08	6,631 08	6,631 08	
28,263 66	...	1,569 41	1,569 41	1,569 41	
1,35,220 78	...	7,508 49	7,508 49	7,508 49	
8,200 35	...	455 34	455 34	455 34	
1,143 76	...	63 51	63 51	63 51	
11,435 66	...	634 98	634 98	634 98	
4,47,711 81	...	24,860 35	24,860 35	24,860 35	
33,553 81	...	1,863 18	1,863 18	1,863 18	
58,104 91	...	3,226 41	3,226 41	3,226 41	
8,121 49	...	450 99	450 99	450 99	
8,070 85	...	448 15	448 15	448 15	
7,52,218 80	...	...	...	...	
1,27,505 28	...	...	...	...	
1,78,487 20	...	...	...	...	
45,977 29	...	...	...	...	
1,25,441 87	...	...	...	...	
64,833 23	...	...	...	...	
1,84,680 91	...	...	...	...	
96,260 13	...	...	...	...	
1,49,761 75	...	...	...	...	
61,753 48	...	...	...	...	
34,25,919 02		1,04,842 83	1,04,842 83	1,04,842 83	
42,17,13,601 40	4,52,365 55	1,64,81,471 04	1,69,33,836 59	1,50,98,914 41	{ 12,05,923 93 * 6,38,998 25

\* To be treated as savings.

\*\* Balances are transferred to Land Reclamation and Acquisition Fund on 31-3-58 under as per S.C.R. No. 2542 of 30-1-57 and C.R. No. 1623 of 7-2-57.

No.	Particulars of Loans	Rate of Interest	Balance due on 1st April 1959	Amount raised in 1959-60	Total	Amount repaid in 1959-60
1	2	3	4	5	6	7
		Rs. nP.	Rs. nP.	Rs. nP.	Rs. nP.	Rs. nP.
	Total brought forward ...		39,34,44,430 11	3,30,00,000 00	42,64,44,430 11	47,30,828 71
	Advances brought forward ...		40,88,920 76	5,57,289 50	46,46,210 26	12,20,291 24
	<b>Advances from Net Premia Fund for meeting expenditure on Renewal of Road Surface for which no provision exists in the Renewal of Road Surfaces Fund—</b>					
69	Advance of Rs. 38,571-44 taken in 1944-45	3 per cent.	3,136 76		3,136 76	3,136 76
70	Advance of Rs. 94,206-44 taken in 1945-46	3 per cent.	15,074 04		15,074 04	7,440 78
71	Advance of Rs. 41,427-37 taken in 1946-47	3 per cent.	27,445 66		27,445 66	1,404 63
72	Advance of Rs. 2,10,967-50 taken in 1947-48	3 per cent.	65,688 92		65,688 92	15,701 33
73	Advance of Rs. 6962-19 taken in 1948-49	3 per cent.	2,661 77		2,661 77	504 15
74	Advance of Rs. 69-25 taken in 1949-50	3 per cent.	29 26		29 26	5 12
75	Advance of Rs. 5,83,395-81 taken in 1950-51	3½ per cent.	3,07,091 99		3,07,091 99	39,777 51
76	Advances of Rs. 2,04,259-50 taken in 1951-52.	3½ per cent.	1,22,798 49		1,22,791 49	13,447 06
77	Advance of Rs. 1,24,962-19 taken in 1952-53.	4 per cent.	83,562 51		83,562 51	7,897 50
78	Advance of Rs. 1,74,169-50 taken in 1953-54.	4 per cent.	1,27,057 20		1,27,057 20	10,582 71
79	Advance of Rs. 1,23,479-73 taken in 1954-55	4 per cent.	1,97,292 58		1,97,292 58	7,214 30
	Total ...		8,51,839 18		8,51,839 18	1,07,111 85
	<b>Advances from Net Premia Fund for the purchase of Indian Military Hospital at Dharavi</b>					
80	Advance of Rs. 1,85,903-97 taken in 1949-50	3 per cent.	21,154 91		21,154 91	21,154 91
81	Advance of Rs. 45,012-19 taken in 1950-51	3½ per cent.	10,183 44		10,183 44	5,014 04
82	Advance of Rs. 1028-69 taken in 1951-52	3½ per cent.	343 38		343 38	113 12
	Total ...		31,681 73		31,681 73	26,282 07
	Total Advances from Special Funds ...		49,72,441 67	5,57,289 50	55,29,731 17	13,53,685 16
	Grand Total ...		39,84,16,871 78	3,35,57,289 50	43,19,74,161 28	60,84,513 87

G. V. DAMLE,  
Chief Accountant.

## No. 11—(Concl.)

Balance due on 31st March 1960		Interest outstanding on 1st April 1959		Interest payable in 1959-60		Total Interest due		Deduct-Interest paid by the State Bank of India and in Office		Outstanding Balance on 31st March 1960	
8		9		10		11		12		13	
Rs.	nP.	Rs.	nP.	Rs.	nP.	Rs.	nP.	Rs.	nP.	Rs.	nP.
42,17,13,601	40	4,52,365	55	1,64,81,471	04	1,69,33,836	59	1,50,98,914	41	12,05,923	93
34,25,919	02	...		1,04,842	83	1,04,842	83	1,04,842	83	6,38,998	25
3,136	76	...		94	11	94	11	94	11	...	
7,633	26	...		452	22	452	22	452	22	...	
26,041	03	...		823	37	823	37	823	37	...	
49,987	59	...		1,970	67	1,970	67	1,970	67	...	
2,157	62	...		79	85	79	85	79	85	...	
24	14	...		0	88	0	88	0	88	...	
2,67,314	48	...		9,980	49	9,980	49	9,980	49	...	
1,09,351	43	...		4,604	94	4,604	94	4,604	94	...	
75,665	01	...		3,342	50	3,342	50	3,342	50	...	
1,16,474	49	...		5,082	29	5,082	29	5,082	29	...	
90,078	28	...		3,891	70	3,891	70	3,891	70	...	
7,44,727	33	...		30,323	02	30,323	02	30,323	02	...	
5,169	40	...		634	65	634	65	634	65	...	
230	26	...		330	97	330	97	330	97	...	
		...		12	88	12	88	12	88	...	
5,399	66	...		978	49	978	49	978	49	...	
41,76,046	01	...		1,36,144	34	1,36,144	34	1,36,144	34	...	
42,58,89,647	41	4,52,365	55	1,66,17,615	38	1,70,69,980	93	1,52,25,058	75	12,05,923	93
										6,38,998	25

\* To be treated as savings.

M. G. PIMPUTKAR,  
Municipal Commissioner.

**Appendix No. 12**  
**WATER WORKS ACCOUNT**  
*Revenue Account for the year ended 31st March 1960*

INCOME.	Rs.	EXPENDITURE.	Rs.
Water Tax and other Miscellaneous Water Works Revenue—Full details in (Appendix—No.3) This includes Rs. 2,18,76,155 being the amount of Water Tax by measurement, realized during 1959-60 as shown in the following statement:—	3,13,11,511	Maintenance (vide appendix No. 4)	45,12,317
		Proportionate share of General Superintendence (1/4th Proportion of)	4,47,628
		Assessment and Collection Charges (3/10th Proportion of)	5,15,116
		Provident Fund and Pension, etc., charges	2,95,387
		Debtors Allowance	—
		New Works	25,617
		Income Tax on Income derived by the Municipality for supply of water to areas outside Municipal Jurisdiction	Cr. 4,225
		Provision for capitalisation of Debt charges.	24,92,750
		Total Expenditure	82,39,542
		Surplus Carried down	2,30,71,569
<b>Total Rs.</b>	<b>3,13,11,511</b>	<b>Total Rs.</b>	<b>3,13,11,511</b>

**Appendix No. 12**  
**WATER WORKS ACCOUNT**  
**Net Revenue Account for the year ended 31st March 1960**

Surplus brought down	Rs.		Rs.
	2,30,21,569	Interest on Water Works Loans (Debt)	
		<i>Due to Government—</i>	
		Rs. 100 Lakhs Loan from Government for V.C.T. Scheme on 17-11-1953	3,71,294
		Rs. 100 Lakhs Loan from Government for V.C.T. Scheme on 4-3-1954	3,71,294
		Rs. 100 Lacs Loan from Government for V.C.T. Scheme on 29-6-1954	3,82,947
		Rs. 100 Lacs Loan from Government for V.C.T. Scheme on 19-10-1954	3,82,947
		Rs. 100 Lacs Loan from Government for V.C.T. Scheme on 7-6-1955	3,94,126
		Rs. 100 Lacs Loan from Government for V.C.T. Scheme on 30-12-1955	3,94,126
		Rs. 50 Lacs Loan from Government for V.C.T. Scheme on 27-3-1956	1,97,063
		Rs. 100 Lacs Loan from Government for V.C.T. Scheme on 27-11-1956	4,00,000
		Rs. 100 Lacs Loan from Government for V.C.T. Scheme on 27-11-1957	4,00,000
		Rs. 50 Lacs Loan from Government for V.C.T. Scheme on 17-3-1958	2,00,000
			34,93,797
		<i>Due to the Public—</i>	
		Rs. 70 Lakhs for Reduplication of the Tansa Main & other Auxiliary Works	72,469
		Rs. 160 Lakhs for Improvement of water supply in Bombay	60
		Rs. 37 Lakhs Loan	755
		Rs. 31.43 Lakhs Loan	188
		Rs. 9 Lakhs Loan	4,919
		Rs. 24½ Lakhs Loan (1936-37)	16,258
		Rs. 30 Lakhs Loan (1937-3)	26,045
		Rs. 30 Lakhs Loan (1938-38)	27,819
		Rs. 64 Lakhs Loan (1939-49)	22,408
		Rs. 48 Lakhs Loan (1940-40)	24,189
		Rs. 25 Lakhs Loan (1941-41)	41,495
		Rs. 20 Lakhs Loan (1943-42)	22,805
		Rs. 22 Lakhs Loan (1944-45)	39,919
		Rs. 25 Lakhs Loan (1945-46)	56,790
		Rs. 54 Lakhs Loan (1946-47)	1,12,703
		Rs. 61 Lakhs Loan (1948-49)	63,468
		Rs. 80 Lakhs Loan (1950-51)	77,735
		Rs. 17.97 Lakhs Loan (1950-51)	1,782
		Rs. 10 Lakhs Loan (1950-51)	11,446
		Rs. 75 Lakhs Loan (1947-48)	73,327
		Rs. 1.25 Crores Loan (1949-50)	2,64,350
		Rs. 2 Crores Loan (1950-51)	5,71,967
		Rs. 175,34,000 Loan (1951-52)	6,55,687
		Rs. 33 Lakhs Loan (1951-52)	1,26,562
		Rs. 60 Lakhs Loan (1951-52)	79,488
		Rs. 2,44,14,500 Loan (1952-53)	8,85,523
		Rs. 69 Lakhs Loan (1952-53)	1,08,410
		Rs. 35 Lakhs Loan (1952-53)	1,01,421
		Rs. 110 Lakhs Loan (1953-54)	4,00,830
		Rs. 85 Lakhs Loan (1953-54)	1,00,958
		Rs. 50 Lakhs Loan (1953-54)	1,89,456
		Rs. 1,92,49,000 Loan (1954-55)	6,26,062
		Rs. 180 Lakhs Loan (1955-56)	4,38,853
		Rs. 30 Lakhs Loan (1955-56)	71,588
		Rs. 1,15,50,000 Lakhs Loan 1956-57	3,91,640
		Rs. 130 Lacs Loan 1956-57	1,78,939
		Rs. 114,05,000 Loan 1957-58	2,46,023
		Rs. 100 Lac Loan 1957-58	2,64,808
		Rs. 103 Lakhs Loan 1958-59	2,58,688
		Rs. 250 Lakhs Loan 1958-59	8,701
		Rs. 330 Lakhs Loan 1959-60	38,016
			67,04,551
		<i>Advances from Special Funds—</i>	
		Rs. 8½ Lakhs Advance from Plant and Machinery Depreciation Fund	75
		Rs. 3 Lakhs Advance from Renewal of Road Surfaces Fund	376
		Rs. 3.69 Lakhs Advance from Net Premia Fund	492
		Rs. 8 Lakhs Advance from Net Premia Fund	683
		Rs. 3,81,662 Advance from Municipal Fire and Accident Insurance Fund	326
		Rs. 1,08,567-31 Do. do.	879
		Rs. 93,034-84 Do. do.	510
		Rs. 1,23,619-16 Do. do.	1,295
		Rs. 12,513-53 Advance from Net Premia Fund	76
		Rs. 1,11,429-01 Advance from Municipal Fire Accident Insurance Fund	74
		Rs. 2,18,692-8 Advance from Depreciation Fund for replacement of Plant & Machinery purchased out of Loan Funds	140
		Rs. 2,99,153-00 Advance from Net Premia Fund	64
		Rs. 2,83,210-90 Advance from Municipal Fire and Accident Insurance Fund	3,320
		Rs. 3,41,793-94 Advance from Plant and Machinery Depreciation Fund	1,686
		Rs. 52,538-25 Advance from Net Premia Fund	1,310
		Rs. 13,7,439.44 Advance from Municipal Fire and Accident Insurance Fund	3,267
		Rs. 3,21,010.06 Advance from Plant and Machinery Depreciation Fund	7,978
		Rs. 15,141.25 Advance from Depreciation Fund for replacement of Plant and Machinery purchased out of Loan Funds	165
		Rs. 1,91,139.05 Advance from Net Premia Fund	3,420
		Rs. 45,237-65 Advance from Municipal Fire and Accident Insurance Fund	610
		Rs. 7,16,592-29 Advance from Plant and Machinery Depreciation Fund	7,936
		Rs. 53,706-12 Advance from Precast Concrete Slabs Pavement Renewal Fund	152
		Rs. 13,125-19 Advance from Slum Service Fund	455
		Rs. 18,302-81 Advance from Depreciation Fund for replacement of Plant and Machinery purchased out of Loan Funds	90
		Rs. 9,21,505-8-0 Advance from Net Premia Fund	11,822
		Rs. 1,56,200.75 Advance from Municipal Fire and Accident Insurance Fund	2,152
		Rs. 56,324.50 Advance from Plant and Machinery Depreciation Fund	1,231
		Rs. 1,53,672.78 Advance from Land (Reclamation and Acquisition) Fund	643
			51,227
		<i>Deduct:—</i>	
		Vide R. S. No. 18 of 25-4-59 (Cr. Vr. No. 1137 of 27-4-59)	1,02,59,575
			36,000
Carried forward	2,30,21,569	Carried forward	1,02,13,575



**Appendix No. 12—Concluded**  
**WATER WORKS ACCOUNT**

*Net Revenue Account for the year ended 31st March 1960—concluded*

INCOME—Concl'd.	Rs.	EXPENDITURE—concl'd.	Rs.
		Brought forward ...	1,02,13,575
Surplus Brought forward Rs.	2,30,21,569	Interest Accrued but not paid	
		Accrued interest on Rs. 30 Lakhs Loan 1955-56	5,000
		Rs. 250 Lakhs Loan 1958-59	1,190
			6,190
		Commission to the State Bank of India for payment of Interest on the Water Works portion of the different Loans	26,461
		Miscellaneous Loan Charges including Commissions paid to the State Bank of India for drawing interest on Sinking Fund Investments	1,864
			28,325
		Reduction of debt or Investment of Sinking Fund of the following Water Works Loans —	
		Rs. 100 Lakhs Loan from Government for financing V.C.T. Schemes, on 17-11-1953	2,85,851
		Rs. 100 Lakhs loan Do do, 4-3-1954	2,85,851
		Rs. 100 Lakhs Loan from Government for financing V. C. T. Scheme on (29-6-1954)	
		Rs. 100 Lakhs Loan from Government for financing V. C. T. Scheme on (9-10-1954)	2,74,198
		Rs. 100 Lakhs Loan from Government for financing V.C.T. Scheme (on 7-6-1955)	2,74,198
		Rs. 100 Lacs Loan from Government for financing V.C.T. Scheme on 30-12-1955	2,63,019
		Rs. 50 Lacs Loan from Government for financing V.C.T. Scheme on 27-3-1956	2,63,019
		Rs. 70 Lakhs Loan for Reduplication of the Tansa Main and other Auxiliary Works	1,31,510
		Rs. 37 Lakhs Loan	12,531
		Rs. 24½ Lakhs Loan (1936-37)	800
		Rs. 9 Lakhs Loan	11,392
		Rs. 30 Lakhs Loan (1937-38)	2,954
		Rs. 30 Lakhs Loan (1938-39)	18,248
		Rs. 64 Lakhs Loan (1939-40)	19,492
		Rs. 48 Lakhs Loan of (1940-41)	15,702
		Rs. 25 Lakhs Loan of (1941-42)	14,526
		Rs. 20 Lakhs Loan of (1943-44)	24,919
		Rs. 22 Lakhs Loan of (1944-45)	13,695
		Rs. 25 Lakhs Loan of (1945-46)	23,975
		Rs. 54 Lakhs Loan (1946-47)	34,109
		Rs. 75 Lakhs Loan of (1947-48)	78,965
		Rs. 61 Lakhs Loan (1948-49)	47,423
		Rs. 88,14,500 out of 1.25 Crores (1949-50)	44,469
		Rs. 2 Crores Loan (1950-51)	1,85,275
		Rs. 80 Lakhs Loan (1950-51)	9,57,854
		Rs. 17.97 Lakhs Loan (1950-51)	50,274
		Rs. 10 Lakhs Loan (1950-51)	5,183
		Rs. 1,75,34,000 Loan (1951-52)	18,936
		Rs. 33 Lakhs Loan (1951-52)	9,42,751
		Rs. 60 Lakhs Loan (1951-52)	1,77,432
		Rs. 2,44,14,500 Loan (1953-54)	1,13,969
		Rs. 69 Lakhs Loan (1952-53)	15,51,063
		Rs. 35 Lakhs Loan (1952-53)	1,37,887
		Rs. 110 Lakhs Loan 1953-54	1,71,569
		Rs. 85 Lakhs Loan 1953-54	3,79,084
		Rs. 50 Lakhs Loan 1953-54	86,981
		Rs. 1,92,49,000 Loan 1954-55	1,63,227
		Rs. 180 Lakhs Loan 1955-56	5,53,982
		Rs. 30 Lacs Loan 1955-56	4,48,244
		Rs. 1,15,50,000 Loan 1956-57	63,286
		Rs. 130 Lacs Loan 1956-57	3,41,928
		Rs. 114,10,500 Loan 1957-58	1,11,085
		Rs. 100 Lakhs Loan 1957-58	2,12,273
		Rs. 100 Lakhs Loan 1958-59	1,54,721
		Rs. 250 Lakhs Loan 1958-59	2,39,772
		8½ Lakhs Advance from Plant and Machinery Depreciation Fund	7,133
		3 Lakhs Advance from Renewal of Road Surfaces Fund	1,483
		3 69 Lakhs Advance from Net Premia Fund	1,415
		Rs. 8 Lakhs Advance from Net Premia Fund	1,553
		Rs. 3,81,662 Advance from Municipal Fire and Accident Insurance Fund	22,764
		Rs. 1,03,567.31 Advances from Net Premia Fund	10,856
		Rs. 93,034.84 Advances from Net Premia Fund	6,318
		Rs. 1,23,619.16 Advances from Net Premia Fund	5,508
		Rs. 12,513.53 Advance from Net Premia Fund	10,856
		Rs. 1,11,419.01 Advance from Municipal Fire and Accident Insurance Fund	1,890
		Rs. 2,83,216.90 Advance from Municipal Fire and Accident Insurance Fund	1,849
		Rs. 3,41,793.94 Advance from Plant and Machinery Depreciation Fund	40,689
		Rs. 2,18,692.81 Advance from Depreciation for replacement of Plant and Machinery purchased out of Loan Funds	20,663
		Rs. 2,99,153 Advance from Net Premia Fund	1,716
		Rs. 52,538.25 Advance from Net Premia Fund	784
		Rs. 1,37,489.44 Advance from Municipal Fire and Accident Insurance Fund	10,491
		Rs. 3,20,010.06 Advance from Plant and Machinery Depreciation Fund	26,162
		Rs. 15,141.25 Advance from Depreciation Fund for replacement of Plant and Machinery purchased out of Loan Funds	63,898
		Rs. 1,91,139.05 Advance from Net Premia Fund	1,320
		Rs. 45,237.65 Advance from Municipal Fire and Accident Insurance Fund	18,879
		Rs. 7,16,592.29 Advance from Plant and Machinery Depreciation Fund	3,371
		Rs. 53,706.12 Advance from Precast concrete Pavement Renewal Fund	43,810
		Rs. 13,125.19 Advance from Slum Service Fund	840
		Rs. 1,802.81 Advance from depreciation Fund for purchase of Plants and Machinery purchased out of Loan Funds	2,514
		Rs. 9,21,505.80 Advance from Net Premia Fund	495
		Rs. 1,56,200.75 Advance from Municipal Fire and Accident Insurance Fund	51,101
		Rs. 56,324.50 Advance from Plant and Machinery Depreciation Fund	9,300
		Rs. 1,53,672.78 Advance from Land (Reclamation and Acquisition Fund)	5,320
			2,780
		<i>Deduct:—</i>	95,81,847
		<i>Vide R. S. No. 18 of 25-4-59 (Cr. Vr. No. 1137 of 27-4-59)</i>	39,000
			95,42,847
		Discount and other charges Rs. 330 Lakhs Loan 1959-60	1,36,405
			1,99,27,342
		Total Debt Charges	1,99,27,342
		Surplus	30,94,227
			2,30,21,569
	2,30,21,569		2,30,21,569

G. V. DAMLE,  
Chief Accountant.

M. G. PIMPUTKAR,  
Municipal Commissioner.

(Supplementary to Appendix 12)

Statement showing the quantity of water by meter supplied under different Sub-heads and the Water Tax by measurement realized at different rates for the uniform quantity of 1,000 gallons, as required by Corporation Resolution No. 6570 of 15th February 1912.

PARTICULARS.	1951-52		1952-53		1953-54.		1954-55.		1955-56.		1956-57.		1957-58.		1958-59.		1959-60.	
	Gallons.	Amount.	Gallons.	Amount.	Gallons.	Amount.	Gallons.	Amount.	Gallons.	Amount.	Gallons.	Amount.	Gallons.	Amount.	Gallons.	Amount.	Gallons.	Amount.
1 Hotels	20,78,16,871	Rs. 2 0 Rs. 1 2 0 Rs. 1 4 0	21,78,65,180	Rs. 2 0 Rs. 1 2 0 Rs. 1 4 0	18,12,36,809	Rs. 2 0 Rs. 1 2 0 Rs. 1 4 0	20,38,24,913	Rs. 2 0 Rs. 1 2 0 Rs. 1 4 0	78,02,00,965	Rs. 2 0 Rs. 1 2 0 Rs. 1 4 0	19,82,83,200	Rs. 2 0 Rs. 1 2 0 Rs. 1 4 0	22,31,91,042	Rs. 2 0 Rs. 1 2 0 Rs. 1 4 0	11,72,58,734	Rs. 2 0 Rs. 1 2 0 Rs. 1 4 0	4,11,29,451	Rs. 2 0 Rs. 1 2 0 Rs. 1 4 0
2 Cotton Factories	3,42,60,57,747	Rs. 2 0 Rs. 1 2 0 Rs. 1 4 0	3,18,39,53,901	Rs. 2 0 Rs. 1 2 0 Rs. 1 4 0	3,37,70,46,621	Rs. 2 0 Rs. 1 2 0 Rs. 1 4 0	3,36,51,53,121	Rs. 2 0 Rs. 1 2 0 Rs. 1 4 0	3,98,88,19,779	Rs. 2 0 Rs. 1 2 0 Rs. 1 4 0	4,06,69,27,391	Rs. 2 0 Rs. 1 2 0 Rs. 1 4 0	4,38,77,22,987	Rs. 2 0 Rs. 1 2 0 Rs. 1 4 0	3,56,01,78,769	Rs. 2 0 Rs. 1 2 0 Rs. 1 4 0	3,99,63,25,373	Rs. 2 0 Rs. 1 2 0 Rs. 1 4 0
3 Flour Mills	2,90,180	Rs. 2 0 Rs. 1 2 0 Rs. 1 4 0	6,62,370	Rs. 2 0 Rs. 1 2 0 Rs. 1 4 0	4,68,690	Rs. 2 0 Rs. 1 2 0 Rs. 1 4 0	26,87,480	Rs. 2 0 Rs. 1 2 0 Rs. 1 4 0	1,13,39,418	Rs. 2 0 Rs. 1 2 0 Rs. 1 4 0	95,12,835	Rs. 2 0 Rs. 1 2 0 Rs. 1 4 0	36,71,352	Rs. 2 0 Rs. 1 2 0 Rs. 1 4 0	1,20,49,012	Rs. 2 0 Rs. 1 2 0 Rs. 1 4 0	20,75,02,160	Rs. 2 0 Rs. 1 2 0 Rs. 1 4 0
4 Other Factories	1,01,93,07,851	Rs. 2 0 Rs. 1 2 0 Rs. 1 4 0	99,38,23,309	Rs. 2 0 Rs. 1 2 0 Rs. 1 4 0	1,17,80,59,569	Rs. 2 0 Rs. 1 2 0 Rs. 1 4 0	97,73,67,685	Rs. 2 0 Rs. 1 2 0 Rs. 1 4 0	619,19,60,090	Rs. 2 0 Rs. 1 2 0 Rs. 1 4 0	1,18,47,41,880	Rs. 2 0 Rs. 1 2 0 Rs. 1 4 0	1,06,36,55,538	Rs. 2 0 Rs. 1 2 0 Rs. 1 4 0	1,50,86,33,711	Rs. 2 0 Rs. 1 2 0 Rs. 1 4 0	1,76,44,29,493	Rs. 2 0 Rs. 1 2 0 Rs. 1 4 0
5 Milk Cattle Stables	9,42,08,200	Rs. 2 0 Rs. 1 2 0 Rs. 1 4 0	5,68,04,970	Rs. 2 0 Rs. 1 2 0 Rs. 1 4 0	5,42,62,470	Rs. 2 0 Rs. 1 2 0 Rs. 1 4 0	3,75,78,186	Rs. 2 0 Rs. 1 2 0 Rs. 1 4 0	2,64,60,170	Rs. 2 0 Rs. 1 2 0 Rs. 1 4 0	3,97,23,310	Rs. 2 0 Rs. 1 2 0 Rs. 1 4 0	2,13,23,070	Rs. 2 0 Rs. 1 2 0 Rs. 1 4 0	94,11,664	Rs. 2 0 Rs. 1 2 0 Rs. 1 4 0	49,71,088	Rs. 2 0 Rs. 1 2 0 Rs. 1 4 0
6 Government Properties (a)	1,25,53,13,260	Rs. 2 0 Rs. 1 2 0 Rs. 1 4 0	1,09,55,06,910	Rs. 2 0 Rs. 1 2 0 Rs. 1 4 0	92,44,02,995	Rs. 2 0 Rs. 1 2 0 Rs. 1 4 0	1,82,12,19,510	Rs. 2 0 Rs. 1 2 0 Rs. 1 4 0	1,19,28,04,290	Rs. 2 0 Rs. 1 2 0 Rs. 1 4 0	1,34,20,38,447	Rs. 2 0 Rs. 1 2 0 Rs. 1 4 0	1,28,85,94,503	Rs. 2 0 Rs. 1 2 0 Rs. 1 4 0	1,47,78,58,587	Rs. 2 0 Rs. 1 2 0 Rs. 1 4 0	1,15,65,88,867	Rs. 2 0 Rs. 1 2 0 Rs. 1 4 0
7 Railways	74,33,70,000	Rs. 2 0 Rs. 1 2 0 Rs. 1 4 0	1,03,42,45,560	Rs. 2 0 Rs. 1 2 0 Rs. 1 4 0	87,93,39,700	Rs. 2 0 Rs. 1 2 0 Rs. 1 4 0	1,05,09,97,350	Rs. 2 0 Rs. 1 2 0 Rs. 1 4 0	90,65,76,750	Rs. 2 0 Rs. 1 2 0 Rs. 1 4 0	1,03,28,04,916	Rs. 2 0 Rs. 1 2 0 Rs. 1 4 0	93,00,79,360	Rs. 2 0 Rs. 1 2 0 Rs. 1 4 0	1,02,95,94,467	Rs. 2 0 Rs. 1 2 0 Rs. 1 4 0	86,36,15,466	Rs. 2 0 Rs. 1 2 0 Rs. 1 4 0
8 Port Trust	30,74,43,950	Rs. 2 0 Rs. 1 2 0 Rs. 1 4 0	93,32,46,490	Rs. 2 0 Rs. 1 2 0 Rs. 1 4 0	58,94,62,800	Rs. 2 0 Rs. 1 2 0 Rs. 1 4 0	99,65,78,305	Rs. 2 0 Rs. 1 2 0 Rs. 1 4 0	83,74,60,520	Rs. 2 0 Rs. 1 2 0 Rs. 1 4 0	18,84,287 7 0	Rs. 2 0 Rs. 1 2 0 Rs. 1 4 0	94,94,17,889	Rs. 2 0 Rs. 1 2 0 Rs. 1 4 0	31,07,70,053	Rs. 2 0 Rs. 1 2 0 Rs. 1 4 0	1,52,96,03,533	Rs. 2 0 Rs. 1 2 0 Rs. 1 4 0
9 Suburbs (b)	1,61,52,28,490	Rs. 2 0 Rs. 1 2 0 Rs. 1 4 0	37,22,87,160	Rs. 2 0 Rs. 1 2 0 Rs. 1 4 0	30,23,73,520	Rs. 2 0 Rs. 1 2 0 Rs. 1 4 0	11,03,75,100	Rs. 2 0 Rs. 1 2 0 Rs. 1 4 0	...	Rs. 2 0 Rs. 1 2 0 Rs. 1 4 0	...	Rs. 2 0 Rs. 1 2 0 Rs. 1 4 0	...	Rs. 2 0 Rs. 1 2 0 Rs. 1 4 0	...	Rs. 2 0 Rs. 1 2 0 Rs. 1 4 0	...	Rs. 2 0 Rs. 1 2 0 Rs. 1 4 0
10 Miscellaneous (c)	1,23,75,69,476	Rs. 2 0 Rs. 1 2 0 Rs. 1 4 0	1,93,94,26,883	Rs. 2 0 Rs. 1 2 0 Rs. 1 4 0	2,50,01,91,885	Rs. 2 0 Rs. 1 2 0 Rs. 1 4 0	2,11,56,47,979	Rs. 2 0 Rs. 1 2 0 Rs. 1 4 0	2,73,17,37,187	Rs. 2 0 Rs. 1 2 0 Rs. 1 4 0	3,13,02,98,916	Rs. 2 0 Rs. 1 2 0 Rs. 1 4 0	4,18,65,34,532	Rs. 2 0 Rs. 1 2 0 Rs. 1 4 0	4,71,89,33,074	Rs. 2 0 Rs. 1 2 0 Rs. 1 4 0	6,25,52,51,374	Rs. 2 0 Rs. 1 2 0 Rs. 1 4 0
11 Merged area (d)	80,00,00,067	Rs. 2 0 Rs. 1 2 0 Rs. 1 4 0	3,03,48,10,000	Rs. 2 0 Rs. 1 2 0 Rs. 1 4 0	2,72,84,59,977	Rs. 2 0 Rs. 1 2 0 Rs. 1 4 0	3,21,10,01,800	Rs. 2 0 Rs. 1 2 0 Rs. 1 4 0	5,11,00,00,000	Rs. 2 0 Rs. 1 2 0 Rs. 1 4 0	6,40,00,00,000	Rs. 2 0 Rs. 1 2 0 Rs. 1 4 0	7,30,00,00,000	Rs. 2 0 Rs. 1 2 0 Rs. 1 4 0	7,30,00,00,000	Rs. 2 0 Rs. 1 2 0 Rs. 1 4 0	17,51,69,29,167	Rs. 2 0 Rs. 1 2 0 Rs. 1 4 0
<b>Total</b>	<b>11,20,66,06,092</b>	<b>1,02,73,353 15 6</b>	<b>12,86,26,32,733</b>	<b>1,17,45,434 2 0</b>	<b>12,71,53,05,036</b>	<b>1,19,15,628 1 9</b>	<b>13,89,24,31,429</b>	<b>1,26,30,975 13 4</b>	<b>16,77,73,59,169</b>	<b>1,46,50,974 13 3</b>	<b>18,35,37,48,784</b>	<b>1,63,47,064 1 6</b>	<b>19,80,00,03,375</b>	<b>1,80,76,428 1 4</b>	<b>20,04,46,88,071</b>	<b>1,77,95,739 52</b>	<b>33,33,64,45,972</b>	<b>2,18,76,155 01</b>

(a) The rates charged are in accordance with the Water Rules for the respective years.  
 (b) The Estimates against these items have been shown under (3) Water Tax (Compound Charges) (b) Through H. E. as the same have been transferred to H. E.'s register from that of A & C.  
 (c) The rates charged vary from Annas 12 to Rs. 2-6-0 per 1,000 gallons.  
 (d) The rates charged vary from Annas 6 to Annas 12 per 1,000 gallons.

## Appendix No. 12-A.

## WATER WORKS ACCOUNT.

Schedule of Liabilities and Assets at 31st March 1960.

LIABILITIES:	Rs.	ASSETS:	Rs.
<b>I.—DEBT PRINCIPAL—</b>		<b>I.—PROPERTIES—</b>	
<i>Due to Government—</i>			
Rs. 1 Crore Loan from Govt. for V. C. T. Scheme on 17-11-53 ...	84,50,480	Water Works executed out of Loan, Surplus and Reserve Funds (vide Appendix No. 8)	
Rs. 1 Crore Loan from Govt. for V. C. T. Scheme on 4-3-54 ...	84,50,480		
Rs. 1 Crore Loan from Govt. for V. C. T. Scheme on 29-6-54 ...	87,36,330		
Rs. 1 Crore Loan from Govt. for V. C. T. Scheme on 19-10-54 ...	87,36,330		
Rs. 1 Crore Loan from Govt. for V. C. T. Scheme on 7-6-55 ...	90,10,528	Out of Loan Reserve Funds—	
Rs. 1 Crore Loan from Govt. for V. C. T. Scheme on 30-12-55 ...	90,10,528	Ordinary Works ...	30,20,21,138
Rs. 50 Lakhs Loan from Govt. for V. C. T. Scheme on 27-3-56 ...	45,05,263	Tansa Completion Works ...	4,99,46,291
Rs. 1 Crore Loan from Govt. for V. C. T. Scheme on 27-11-56 ...	1,00,00,000	Works executed out of Worn-out Water Mains Renewal Fund ...	
Rs. 1 Crore Loan from Govt. for V. C. T. Scheme on 23-12-57 ...	1,00,00,000	Plant and Machinery Rs. 31,41,978	
	50,00,000	Less—Written off ...	23,72,584
<b>Total ...</b>	<b>8,18,99,939</b>		<b>7,69,394</b>
<i>Due to the Public—</i>		<b>II.—INVESTMENTS—</b>	
Tansa Water Works Loan of 147 Lakhs ...	10,000	I. State Bank of India—Municipal Loans Sinking Fund Deposit Account—(Water Works portion) ...	6,04,67,799
70 Lakhs Loan for the Reduplication of the Tansa Main and other Auxiliary Works ...	20,50,737		
160 Lakhs Loan for the improvement of the water-supply in Bombay ...	59,500		
Water Works portion of 37 Lakhs Loan ...	38,620		
Water Works portion of 40 Lakhs Loan (1928-29) ...	734		
Water Works portion of the 25 lacs Loan for Sewerage, Road and other Works ...	93		
Water Works portion of 9 Lakhs Loan ...	1,40,534		
Water Works portion of 24½ Lakhs Loan (1936-37) ...	5,36,517		
Water Works portion of 30 Lakhs Loan (1937-38) ...	8,59,545		
Water Works portion of 30 Lakhs Loan (1938-39) ...	9,18,028		
Water Works portion of 64 Lakhs Loan (1939-40) ...	7,39,529		
Water Works portion of 48 Lakhs Loan (1940-41) ...	6,84,174		
Water Works portion of 25 Lakhs Loan (1941-42) ...	11,73,642		
Water Works portion of 20 Lakhs Loan (1943-44) ...	6,41,738		
Water Works portion of 22 Lakhs Loan (1944-45) ...	11,23,417		
Water Works portion of 25 Lakhs Loan (1945-46) ...	15,98,174		
Water Works portion of 54 Lakhs Loan (1946-47) ...	37,00,402		
Water Works portion of 75 Lakhs Loan (1947-48) ...	21,96,613		
Water Works portion of 61 Lakhs Loan (1948-49) ...	20,83,871		
Water Works portion of 125 lakhs loan (1949-50) ...	85,15,315		
Water Works portion of 2 Crores Loan (1950-51) ...	1,73,05,906		
Water Works portion of 17.97 Lacs Loan ...	58,521		
Water Works portion of 80 Lacs Loan ...	23,55,959		
Water Works portion 10 lacs Loan ...	3,40,742		
Water Works portion of Rs. 1,75,34,000 Loan out of Rs. 420 lacs Loan ...	1,71,64,431		
Water Works portion of Rs. 33 lacs Loan out of Rs. 420 lacs Loan ...	32,29,875		
Water Works portion of Rs. 60 lacs Loan ...	20,87,824		
Water Works portion of Rs. 2,44,14,500 Loan (1952-53) ...	2,20,33,462		
Water Works portion of 69 Lakhs Loan (1952-53) ...	26,69,481		
Water Works portion of 35 Lakhs Loan (1952-53) ...	25,00,000		
Water Works portion of 110 Lakhs Loan (1953-54) ...	1,07,42,192		
Water Works portion of 85 Lakhs Loan (1953-54) ...	24,86,030		
Water Works portion of 50 Lakhs Loan (1953-54) ...	46,65,185		
Water Works portion of Rs. 1,92,49,000 Lakhs Loan (1954-55) ...	1,57,72,361		
Water Works portion of Rs. 180 Lakhs Loan (1955-56) ...	1,23,91,882		
Water Works portion of Rs. 30 Lakhs Loan (1955-56) ...	17,53,767		
Water Works portion of Rs. 1,15,50,000 Loan (1956-57) ...	95,12,982		
Water Works portion of Rs. 130 lacs Loan (1956-57) ...	44,06,397		
Water Works portion of Rs. 1,14,10,500 Loan (1957-58) ...	59,35,358		
Water Works portion of Rs. 100 lacs Loan (1957-58) ...	60,90,458		
Water Works portion of Rs. 250 lacs Loan (1958-59) ...	1,38,48,266		
Water Works portion of Rs. 100 lacs Loan (1958-59) ...	1,00,22,226		
Water Works portion of Rs. 330 Lakhs Loan 1959-60 ...	1,81,69,795		
<b>Total ...</b>	<b>21,26,14,283</b>		
<b>Carried over ...</b>	<b>29,45,14,222</b>	<b>Carried over</b>	<b>41,32,04,622</b>

G. V. DAMLE,  
Chief Accountant.M. G. PIMPUTKAR,  
Municipal Commissioner.

## Appendix No. 12-A.

## WATER WORKS ACCOUNT—Concl'd.

## Schedule of Liabilities and Assets at 31st March 1960.

LIABILITIES.	Rs.	ASSETS.	Rs.
Brought over ...	29,45,14,222	Brought over ...	41,32,04,622
<i>Advances from Special Funds—</i>			
Rs. 8½ Lakhs Advance from Plant and Machinery Depreciation Fund ...	1,027		
Rs. 3 Lakhs Advance from Renewal of Road Surfaces Fund ...	7,979		
Rs. 3.69 Lakhs Advance from Net Premia Fund ...	10,746		
	19,752		
Rs. 1,08,567.31 advance from Net premia Fund for purchase of Plant and Machinery in 1946-47 ...	22,969		
Rs. 93,034.84 Advance from Net Premia Fund for purchase of Plant and Machinery in 1948-49 ...	11,501		
Rs. 1,23,619.16 Advance from Net Premia Fund for purchase of Plant and Machinery in 1949-50, ...	32,858		
Rs. 2,99,153 Advance from Net Premia Fund ...	816		
Rs. 2,83,210.90 Advance from Municipal Fire and Accident Insurance Fund ...	42,313		
Rs. 2,18,692.81 Advance from depreciation fund for replacement of Plant and Machinery ...	1,789		
Rs. 3,41,793.94 Advance from Plant and Machinery depreciation Fund ...	21,488		
Rs. 52,538.25 Advance from Net Premia Fund in 1956-57 ...	22,256		
Rs. 1,37,489.44 Advance from Municipal Fire and Accident Insurance Fund in 1956-57 ...	55,508		
Rs. 15,141.25 Advance from Depreciation Fund for replacement of Plant and Machinery purchased out of Loan Funds in 1956-57 ...	2,798		
Rs. 3,20,010.06 Advance from Plant and Machinery Depreciation Fund in 1956-57 ...	1,35,565		
Rs. 1,91,139.05 Advance from Net Premia Fund in 1957-58 ...	61,587		
Rs. 45,237.65 Advance from Municipal Fire and Accident Insurance Fund in 1957-58 ...	10,995		
Rs. 7,16,592.29, Advance from Plant and Machinery Depreciation Fund in 1957-58 ...	1,42,922		
Rs. 53,706.12 Advance from Precast Concrete Slab Pavement Renewal Fund in 1957-58 ...	2,740		
Rs. 18,302.81 Advance from Depreciation Fund for Purchase of Plant and Machinery out of Loan Funds in 1957-58 ...	1,617		
Rs. 13,125.19 Advance from Slum Service Fund in 1957-58 ...	8,200		
Rs. 9,21,505.80 Advance from Net. Premia Fund ...	2,15,837		
Rs. 56,324.50 Advance from Plant and Machinery Depreciation Fund ...	662		
Rs. 1,53,672.78 Advance from Land (Reclamation & Acquisition) Fund... ..	17,359		
Rs. 64,833.23 Advance from Net Premia Fund ...	76,010		
Rs. 1,84,660.91 Advance from Municipal Fire and Accident Insurance Fund. ...	70,386		
	9,58,176		
II.—SINKING FUNDS ON MUNICIPAL LOANS (invested as per contra) ...	6,04,67,799		
II.—SPECIAL FUNDS— Net Premia Fund (invested as per contra) ...	32,90,099		
V.—CAPITAL ACCOUNT— General Reserve being Assets in excess of Liabilities ...	5,96,17,257		
Less—Assets Written off ...	23,72,584		
	5,72,44,673		
Total ...	41,64,94,721	Total ...	41,64,94,721

G. V. DAMLE,  
Chief Accountant.

M. G. PIMPUTKAR,  
Municipal Commissioner.

**Appendix No. 13**  
**MARKETS AND SLAUGHTER HOUSES ACCOUNT**  
*Revenue Account for the year ended 31st March 1960*

INCOME.	Rs.	EXPENDITURE.	Rs.
Income for the year— <i>vide</i> details in Appendix No. 3 ...	42,46,617	Maintenance Charges of—including Refrigerator charges <i>vide</i> Appendix No. 4—	16,69,432
		Provident Fund and Pension etc., charges ...	79,028
		Proportion of General Supervision ...	89,418
		Dearness Allowance ...	...
		New Works out of Current Revenue ...	12,210
		<b>Total Expenditure</b> ...	<b>18,50,088</b>
		Surplus carried down ...	23,96,529
	<b>42,46,617</b>	<b>Total Rs.</b> ...	<b>42,46,617</b>

**Appendix No. 13—(Contd.)**  
**MARKETS AND SLAUGHTER HOUSES ACCOUNT**  
*Net Revenue Account for the year ended 31st March 1960*

Rs.	Interest on Loans				Rs.
Surplus brought down ...					23,96,529
	<i>Due to Government—</i>				
	<i>Due to public—</i>				
	Rs. 24½ Lakhs Loan	...	...	...	848
	Rs. 30 Lakhs Loan (1937-38)	...	...	...	2,329
	Rs. 30 Lakhs Loan (1938-39)	...	...	...	4,466
	Rs. 48 Lakhs Loan (1940-41)	...	...	...	4,852
	Rs. 25 Lakhs Loan (1941-42)	...	...	...	2,681
	Rs. 20 Lakhs Loan (1943-44)	...	...	...	591
	Rs. 22 Lakhs Loan (1944-45)	...	...	...	847
	Rs. 25 Lakhs Loan (1945-46)	...	...	...	425
	Rs. 54 Lakhs Loan (1946-47)	...	...	...	27
	Rs. 61 Lakhs Loan (1948-49)	...	...	...	1,085
	Rs. 75 Lakhs Loan (1947-48)	...	...	...	3,963
	Rs. 80 Lakhs Loan (1950-51)	...	...	...	15,562
	Rs. 60 Lakhs Loan (1951-52)	...	...	...	9,300
	Rs. 69 Lakhs Loan (1952-53)	...	...	...	2,126
	Rs. 85 Lakhs Loan (1953-54)	...	...	...	1,012
	Rs. 70 Lakhs Loan 1954-55	...	...	...	15,608
	Rs. 180 Lakhs Loan 1955-56	...	...	...	3,293
	Rs. 130 Lakhs Loan 1956-57	...	...	...	15,142
	Rs. 100 Lakhs Loan 1957-58	...	...	...	60
	Rs. 11410500 Lacs Loan 1957-58	...	...	...	1,201
	Rs. 100 Lacs Loan 1958-59	...	...	...	22,224
	Rs. 330 Lakhs Loan 1959-60	...	...	...	2,634
					1,09,776
	<i>Advance from Special Funds—</i>				
	Rs. 8½ Lakhs Advance from Plant and Machinery Depreciation Fund	...	...	...	393
	Rs. 93,034-84 Advance from Net Premia Fund for purchase of Plant & Machinery	...	...	...	150
	Rs. 53,323-69 Advance from Municipal Fire and Accident Insurance Fund	...	...	...	726
	Rs. 41,655-12 Advance from Slum Service Fund	...	...	...	1
	Rs. 19,059.86 Advance from Slum Service Fund	...	...	...	443
	Rs. 9,21,505-80 Advance from Net Premia Fund	...	...	...	442
	Rs. 1,53,672-78 Advance from Land (Reclamation & Acquisition) Fund	...	...	...	371
					2,526
	Interest Accrued but not paid Rs. 130 Lacs Loan for 1956-57				1,599
					1,599
	<i>Commission to the State Bank of India for the payment of Interest on the portions of the different Loans</i>				46
	<i>Miscellaneous Loan Charges including Commission paid to the State Bank of India for drawing interest on Sinking Fund Investments</i>				19
					65
	<i>Reduction of Debt or Investment of Sinking Fund</i>				
	Rs. 24½ Lakhs Loan	...	...	...	593
	Rs. 30 Lakhs Loan (1937-38)	...	...	...	1,631
	Rs. 30 Lakhs Loan (1938-39)	...	...	...	3,129
	Rs. 48 Lakhs Loan (1940-41)	...	...	...	2,914
	Rs. 25 Lakhs Loan (1941-42)	...	...	...	1,609
	Rs. 20 Lakhs Loan (1943-44)	...	...	...	355
	Rs. 22 Lakhs Loan (1944-45)	...	...	...	509
	Rs. 25 Lakhs Loan (1945-46)	...	...	...	255
	Rs. 54 Lakhs Loan (1946-47)	...	...	...	19
	Rs. 61 Lakhs Loan (1948-49)	...	...	...	760
	Rs. 75 Lakhs Loan (1947-48)	...	...	...	2,563
	Rs. 80 Lakhs Loan (1950-51)	...	...	...	10,064
	Rs. 60 Lakhs Loan (1951-52)	...	...	...	13,335
	Rs. 69 Lacs Loan 1952-53	...	...	...	2,704
	Rs. 85 Lakhs Loan 1953-54	...	...	...	872
	Rs. 70 Lacs Loan 1954-55	...	...	...	13,447
	Rs. 180 Lakhs Loan 1955-56	...	...	...	2,853
	Rs. 130 Lakhs Loan 1956-57	...	...	...	9,399
	Rs. 1,14,10,500 Loan for 1957-58	...	...	...	1,037
	Rs. 100 Lacs Loan 1957-58	...	...	...	35
	Rs. 100 Lacs Loan 1958-59	...	...	...	20,599
	Rs. 8½ Lakhs Advance from Plant and Machinery Depreciation Fund	...	...	...	2,516
	Rs. 53,323-69 Advance from Municipal Fire and Accident Insurance Fund	...	...	...	3,741
	Rs. 93,034-84 Advance from Net Premia Fund for purchase of Plant and Machinery	...	...	...	1,623
	Rs. 41,655-12 Advance from Slum Service Fund	...	...	...	4
	Rs. 19,059.86 Advance from Slum Service Fund	...	...	...	3,554
	Rs. 921505-80 Advance from Net Premia Fund	...	...	...	1,910
	Rs. 1,53,672-78 Advance from Land (Reclamation & Acquisition) Fund	...	...	...	1,606
					1,03,636
	Discount and other charges				
	Rs. 330 Lacs Loan 1959-60	...	...	...	9,450
					2,27,052
	Total Debt. Charges ...				2,27,052
	Surplus—Excess of Income over Expenditure ...				21,69,477
					23,96,529
23,96,529					Total Rs. ... 23,96,529

G. V. DAMLE,  
Chief Accountant.

M. G. PIMPUTKAR,  
Municipal Commissioner.

**Appendix No. 14**  
**MUNICIPAL PRINTING PRESS**  
*Income and Expenditure for the year 1959-60*

Expenditure.	Details.	Amount.	Income.	Details.	Amount.
	Rs. nP.	Rs. nP.		Rs.	Rs.
Materials on hand and works in progress on 1st April 1959	Rs. ...	6,96,784.53			
Including amounts with the Reserve Bank of India					
<b>Expenditure during the year—</b>					
<b>Establishment—</b>					
(a) Permanent	77,655.96				
(b) Dearness Allowances	29,432.12	1,07,088.08			
Labour		4,20,351.75			
Materials		7,16,552.55			
Work through outside Agencies		49,097.50			
Electric Power		5,455.01			
<b>Contingencies—</b>					
Printing	5,096.05				
Stationery	1,155.25				
Books and Dead Stock	1,079.20				
Lighting	4,581.36				
Miscellaneous	10,042.37	21,954.23			
<b>Repairs and Maint.—</b>					
(a) Buildings	47.86				
(b) Machinery	11,471.40	11,519.26			
Rent		4,164.10			
Provident Fund		32,915.65			
Depreciation		107.21			
<b>Debt charges—</b>					
(1) Interest		69,032.81			
(2) Repayment of capital					
Maintenance of delivery van		3,201.61	14,41,439.76		
<b>Private Works—</b>					
Labour	32,409.34				
Materials	27,391.04	59,800.38	* 59,800.38		
Difference representing surplus (1) Rs. 5,899.23 on departmental works and (2) Rs. 1,028.11 on private works transferred to revenue.			6,927.34		
			22,04,952.01		
					13,25,655.61
					60,828.49
					3,461.88
					2,93,104.66
					5,14,441.18
					8,07,550.84
					7,455.19
					22,04,952.01

\* This excludes Rs. 38,000/- adjusted to Sundry Adv. (a) miss. advance on account of last year's charges of private works already taken into account during last year for the above.

**G. V. DAMLE,**  
*Chief Accountant.*

**M. G. PIMPUTKAR,**  
*Municipal Commissioner.*

## Appendix No. 14-A

## Statement of Advance for 1959-60

Name of Account.	Opening Balance on 1st April 1959.	Debits during 1959-60.	Total.	Credits during 1959-60.	Closing Balance on 31st March 1960
	Rs.	Rs.	Rs.	Rs.	Rs.
<b>Departmental Works—</b>					
Water Works	4,88,839	2,54,484	7,43,323	1,68,097	5,75,226
Printing Press	13,81,733	14,41,440	28,23,173	9,24,795	18,98,378(a)
Workshops	12,55,076	8,35,138	20,90,214	4,75,909	16,14,305
Architectural Branch	1,37,169	...	1,37,169	...	1,37,169
Roads, Buildings and Drainage	25,15,706	22,45,897	47,61,603	13,94,652	33,66,951
Health Department	31,202	17,841	49,043	2,689	46,354
<b>Total</b>	<b>58,09,725</b>	<b>47,94,800</b>	<b>1,06,04,525</b>	<b>29,66,142</b>	<b>76,38,383</b>
<b>Private Works—</b>					
Workshops	7,891	735	8,626	1,549	7,077
Water Works	3,80,720	3,71,115	7,51,835	2,08,986	5,42,849
Roads, Buildings and Drainage	16,19,448	15,01,088	31,20,536	11,94,030	19,26,506
Architectural Branch	6,548	...	6,548	...	6,548
Health Department	2,465	...	2,465	...	2,465
Printing Press	11,022cr.	97,800	86,778	33,294	53,484
House Numbering	10,398	6,843	17,241	3,006	14,235
<b>Total</b>	<b>20,16,448</b>	<b>19,77,581</b>	<b>39,94,029</b>	<b>14,40,865</b>	<b>25,53,164</b>
<b>Asphalt Plant, Crushers, etc.—</b>					
Asphalt Plant	19,12,896	13,44,846	32,57,742	9,16,017	23,41,725(b)
Sewri Crushers	5,90,298	3,13,662	9,03,960	3,87,215	5,16,745(c)
Mechanical Transport	5,16,952	3,02,606	8,19,558	1,91,634	6,27,924(d)
Worli Crushers	6,57,344	3,90,367	10,47,711	3,72,291	6,75,420(e)
Pre-cast Concrete Slabs	40,445	5,468	45,913	10,878	35,035(f)
Manufacture of concrete covers	9,633	3,137	12,770	...	12,770(h)
Municipal Foundry	1,93,409	78,064	2,71,473	47,042	2,24,431(i)
Servicing of Vehicles & recharging of batteries	...	25,960	25,960	...	25,960
<b>Total</b>	<b>39,20,977</b>	<b>24,64,110</b>	<b>63,85,087</b>	<b>19,25,077</b>	<b>44,60,010</b>
<b>Municipal Officers—</b>					
Dishonoured cheques	...	23,34,482	23,34,482	23,34,482	...
Standing advance for Contingent Expenses	1,18,030	12,295	1,30,325	1,185	1,29,140
Motor cars and motor cycles to officers	59,809	40,400	1,00,209	42,721	57,488
Cycle advances to Subordinates	...	...	Cr. 1	25	26 Cr.
<b>Total</b>	<b>1,77,838</b>	<b>23,87,177</b>	<b>25,65,015</b>	<b>23,78,413</b>	<b>1,86,602</b>
<b>Sundry Advances</b>					
Advance for demolition of unauthorized structures and for removal of unsafe building in the City.	69,20,852	83,03,146	1,51,23,998	36,78,066	1,14,45,932
	26,552	29,218	55,770	6,346	49,424
<b>Total</b>	<b>68,47,404</b>	<b>83,32,364</b>	<b>1,51,79,768</b>	<b>36,84,412</b>	<b>1,14,95,356</b>
<b>Municipal Contractors</b>					
Municipal Tenderers	1,238	1,065	2,303	7,261	4,958 Cr.
Purchase of Coal	41	18,913	18,911	18,408	503
Purchase of Petrol	9,03,660	5,99,991	15,03,651	5,98,067	9,05,584(g)
<b>Total</b>	<b>9,04,937</b>	<b>6,19,969</b>	<b>15,24,906</b>	<b>6,23,741</b>	<b>9,01,165</b>
<b>Grand Total</b>	<b>1,96,77,329</b>	<b>2,05,76,001</b>	<b>4,02,53,330</b>	<b>1,30,18,650</b>	<b>2,72,34,680</b>

	Rs.
(a) Works in progress	2,93,105
Materials on hand	5,14,446
Outstanding Bills	10,83,372
Deposit with Reserve Bank of India	7,455
<b>Total</b>	<b>18,98,378</b>

	Rs.		Rs.		Rs.		Rs.
(b) Stock on hand	99,149	(c) Stock on hand	80,556	(d) Outstanding bills	2,40,048	(e) Stock on hand	1,30,163
Outstanding bills	22,42,576	Outstanding Bills	1,66,271	Unadjusted Loss	3,87,876	Outstanding bills	3,19,599
		Unadjusted Loss	2,69,918			Unadjusted Loss	2,25,658
<b>Total</b>	<b>23,41,725</b>	<b>Total</b>	<b>5,16,745</b>	<b>Total</b>	<b>6,27,924</b>	<b>Total</b>	<b>6,75,420</b>
(g) Outstanding Petrol and Diesel oil bills	9,05,915			Rs.		Rs.	
Stock in hand with M. E. Petrol	17,575			(h) Stock on hand—	7,657	(i) Outstanding bills	1,60,816
Stock in hand Diesel oil	2,255			Outstanding bills	7,631	Stock on hand	63,615
				Less—Profit	2518		
Less—Stock to be paid in 1960-61	9,25,725				12,770	<b>Total</b>	<b>2,24,431</b>
	20,141						
<b>Total</b>	<b>9,05,584</b>						

G. V. DAMLE,  
Chief Accountant.

M. G. PIMPULKAR,  
Municipal Commissioner.



## Appendix No. 14-B

## Statement showing Advances out of Special Funds during 1959-60.

Name of Account	Opening Balance on 1st April 1959.	Debits during 1959-60.	Total.	Credits during 1959-60.	Closing Balance on 31st March 1960.
	Rs.	Rs.	Rs.	Rs.	Rs.
Charges to be met out of—					
Municipal Fire and Accident Insurance Fund	...	6,390	6,390	6,390	...
Net Premia Fund	...	300	300	300	...
Fines Fund	...	1,18,003	1,18,003	1,18,003	...
G. S. M. College and K. E. M. Hospital Research Fund	...	17,609	17,609	17,609	...
Welfare Fund	...	37,488	37,488	37,488	...
Hospital Fund	...	2,350	2,350	2,350	...
Plant and Machinery Depreciation Fund	...	50,703	50,703	50,703	...
Advance from Plant and Machinery Depreciation Fund for Levelling Metalling etc., Private Streets	5,07,885	50,703	5,58,588	8,285	5,50,303
Advance from Net Premia Fund for purchase of Machinery for the Municipal Printing Press	79,446	...	79,446	8,743	70,703
Advance from Net Premia Fund for to repay 5% 28 lakhs loan	44,790	...	44,790	44,790	...
Advances for Capital Works from—					
Municipal Fire and Accident Insurance Fund	6,19,243	1,84,681	8,03,924	2,18,641	5,85,283
Plant and Machinery Depreciation Fund	12,93,185	1,49,762	14,42,947	3,88,600	10,54,347
Net Premia Fund	26,73,622	64,833	27,38,455	5,84,760	21,53,695
K. E. M. Hospital and G. S. M. College Research Fund	1,25,926	...	1,25,926	33,836	92,090
Advance from K. E. M. Hospital and G. S. M. College equipment Fund for purchase of Machinery for Municipal Printing Press	16,561	...	16,561	4,688	11,873
Hospital Fund	5,50,194	96,261	6,46,455	1,40,619	5,05,836
Land (R. & A.) Fund	8,50,768	61,753	9,12,521	3,19,436	5,93,085
Total Rs.	67,61,620	8,40,836	76,02,456	19,85,241	56,17,215

G. V. DAMLE,  
Chief Accountant.

M. G. PIMFUTKAR,  
Municipal Commissioner.

## Appendix No. 14-C

## Statement of Deposit Accounts for 1959-60

Name of Account	Opening Balance on 1st April 1959.	Credits during 1959-60.	Total.	Debits during 1959-60.	Closing Balance on 31st March 1960.
	Rs.	Rs.	Rs.	Rs.	Rs.
<b>A.—Cash Deposits from Contractors, etc.—</b>					
(1) From Contractors ...	22,14,411	9,27,124	31,41,535	10,39,524	21,02,011
(2) From Tenderers ...	10,55,088	22,10,734	32,65,822	19,84,059	12,81,763
(4) Tenderers on approved list ...	2,64,000	90,000	3,54,000	30,000	3,24,000
<b>B.—Cash Deposits from private parties received through Departmental Officers—</b>	35,33,499	32,27,858	67,61,357	30,53,583	37,07,774
(1) City Engineer ...	55,26,995	16,90,865	72,17,860	10,60,208	61,57,652
(2) Hydraulic Engineer ...	37,56,240	14,42,178	51,98,418	6,66,110	45,32,308
(3) Assessor and Collector ...	38,67,511	2,03,54,617	2,39,22,128	2,06,84,396	32,37,732
(4) Executive Health Officer ...	2,52,805	1,11,646	3,64,451	68,571	2,95,880
(5) Estate Agent and Land Manager—					
(i) Improvement Schemes ...	44,67,412	8,91,344	53,58,756	4,92,246	48,66,510
(ii) Municipal Properties ...	14,70,194	3,02,291	17,72,485	1,51,265	16,21,219
(6) Dean, (i) K. E. M. Hospital ...	4,65,694	1,00,805	5,66,499	4,29,576	1,36,923
Dean, (ii) G. S. M. College ...	4,15,422	1,16,187	5,31,609	4,46,061	85,548
Supdt. (iii) L. T. M. Group of Hospitals ...	48,157	1,17,764	1,65,921	1,44,568	21,353
(7) Superintendent of Licences ...	9,39,863	5,80,948	15,20,811	8,01,452	7,19,359
(8) Superintendent of Markets ...	1,52,086	2,02,469	3,54,555	1,17,980	2,36,575
(9) Controller of Stores ...	8,80,931	7,12,127	15,93,058	1,76,774	14,16,284
(10) Election and Town Duty Officer ...	31,615	37,588	69,203	27,994	41,209
(11) Municipal Commissioner ...	8,923	523	9,446	8,421	1,025
(12) Nil					
(13) M. S. ...	12	62	74		74
(14) Curator Museum ...	7,207	12,368	19,576	1,877	7,699
(15) Solr to Corp ...					
(16) Chief Officer, Fire Brigade ...	6,779	7,135	13,914	5,663	8,251
(17) Superintendent of Gardens ...	27,013	33,104	60,117	43,373	16,744
(18) Mechanical Engineer ...	7,015	1,851	8,866	5,043	3,823
(19) Dean T.N.M. College B.Y.L. Nair & Nair Hosp. Dental College ...	1,61,546	1,31,265	2,92,811	1,36,605	1,56,206
(20) Chief Inspector, Shops Esstt. ...	5,395	41,440	46,835	37,718	9,117
(21) Editor Bombay Civic Journal ...	353	75	428	148	280
(22) M.G.M. O.S.Pool ...	5,237	1,881	7,118	2,707	4,411
(23) P. R. O. ...	57	195	252	25	227
	2,25,04,462	2,65,80,729	4,90,85,191	2,55,08,782	2,35,76,409
<b>C.—Other Cash Deposits ...</b>	98,72,877	6,92,02,210	7,90,75,087	6,90,12,716	1,00,62,371
<b>D.—Cash Deposits from Lessees ...</b>	29,58,887	71,068	30,29,955	79,781	29,50,174
<b>E.—Paper Deposits (Kept in Office)—</b>					
(1) From Contractors, etc. ...	1,78,650	5,97,615	7,76,265	3,70,050	4,06,215
(2) From Tenderers ...	6,25,630	2,62,975	8,88,605	2,83,210	6,05,395
(3) Nil					
(4) Securities held under objection ...	1,73,300	2,15,400	3,88,700	2,02,300	1,86,400
	9,77,580	10,75,990	20,53,570	8,55,560	11,98,010
<b>F.—Paper Deposits from Municipal employees and contractors lodged with the State Bank of India ...</b>	22,69,975	6,01,110	28,71,085	8,31,400	20,39,685
<b>G.—Paper Deposits from lessees, etc., lodged with the State Bank of India ...</b>	23,02,430	76,900	23,79,330	1,78,000	22,01,330
<b>H.—Cash Deposits received from Ex-Municipal Employees and from Employees in service joining Pension Scheme ...</b>	74,53,739	13,492	74,67,231		74,67,231
<b>I.—Deposit from A. G. in connection with the work of setting of Tulsi pipe line etc. ...</b>					
<b>J.—Citizens Special Emergency Relief Fund ...</b>	1,190		1,190		1,190
<b>K.—Mayor's Special Emergency Relief Fund ...</b>	1,434		1,434		1,434
<b>L.—Cash Deposits from Accountant General Bombay in respect of Municipal claims arising from Bombay Explosions ...</b>	1,75,369		1,75,369		1,75,369
<b>M.—Cash Deposits from Govt. for construction of 900 Tenements for Displaced Persons ...</b>	4,87,917		4,87,917		4,87,917
<b>N.—Deposit from Citizens Emergency Relief Committee ...</b>	69,380		69,380		69,380
<b>O.—Rent in respect of 300 Rooms at Arthur Road ...</b>	60,850	83,053	1,43,903	1,01,420	42,483
<b>P.—Rent in respect of 100 Rooms at Wadala Road ...</b>	30,129		30,129		30,129
<b>Q.—Deposit received from the Govt. on account of capitalized value of the pension for the Fire Brigade staff ...</b>	28,187		28,187	5,637	22,550
<b>R.—Sales Tax ...</b>					
1 Sales Tax ...	4,135	5,923	10,058	5,872	4,186
2 General Tax ...	1,190	7,768	8,958	8,116	842
<b>S.—Cash Deposit from C. E. R. Committee for the construction of 30 Tenements at Shantinagar ...</b>	33,695		33,695		33,695
<b>T.—Purchase Tax ...</b>	310		310		310
<b>U.—Central Sales Tax ...</b>	1	1	2	1	1
<b>TOTAL ...</b>	5,27,67,236	10,09,46,102	15,37,13,338	9,96,40,868	5,40,72,470

G V. DAMLE,  
Chief Accountant.M. G. PIMPUTKAR,  
Municipal Commissioner.

## Appendix No. 14-D

## Statement of Reserve stock for 1959-60

Name of Account.	Opening Balance on 1st April 1959.	Debits during 1959-60.	Total.	Credits during 1959-60.	Closing Balance on 31st March 1960.
	Rs.	Rs.	Rs.	Rs.	Rs.
General Stores Account	33,55,511	25,20,195	58,75,706	15,20,905	43,54,801
Capital Stores Account	...	1,24,36,919	1,24,36,919	71,35,917	53,01,002
Line Suspense Account	81,697	226	81,923	1,113	80,810
\$ General Stores A/C (Foras Road Depot)...	2,66,409	1,13,310	3,79,719	2,24,100	1,55,619
\$ Capital Stores A/C (Foras Road Depot)...	1,772	5,992	7,764	7,763*	1
Total ...	37,05,389	1,50,76,642	1,87,82,031	88,89,798	98,92,233

\* Out of this credit of Rs. 1,772 is due to transfer of Capital Stock Account from Revenue Account to Loan Works Account.

† In addition to this an amount of Rs. 2,32,71,289 is shown under Loan Works Account.

§ An amount of Rs. 14,649 is shown under Loan Works Accounts.

G. V. DAMLE,

Chief Accountant.

M. G. PIMPUTKAR,

Municipal Commissioner.

## Appendix No. 14-E

Statement showing \*Interest accrued but not paid\* in respect of the following Municipal Loans credited to Suspense account pending adjustment in their respective years of repayment, outstanding on 31st March, 1960.

Year of Adjustment.	Particulars of Loans.	Amount of Interest accrued but not paid outstanding.	Date of Maturity of the Loan.
1923-24	Rs. 70 " " Portion Rs. 20,60,000	Rs. nP. 27,466.67	1- 6-1974
1925-26	" 10 " " " " " " " " " " " "	12,500.00	1- 7-1980
1937-38	" 9 " " " " " " " " " " " "	1,313.00	14- 3-1966
"	" 24 " " " " " " " " " " " "	12,250.00	1- 2-1967
1938-39	" 30 " " of 1937-38	4,250.00	14- 3-1968
1940-41	" 30 " " of 1938-39	7,500.00	1- 3-1969
1940-41	" 64 " " of 1939-40	16,000.00	1- 3-1970
1941-42	" 48 " " of 1940-41	14,000.00	1- 3-1971
1942-43	" 25 " " of 1941-42	7,291.67	1- 3-1972
1945-46	" 20 " " of 1943-44	5,833.33	1- 3-1974
1946-47	" 22 " " of 1944-45	6,416.67	1- 3-1975
1947-48	" 25 " " of 1945-46	7,291.67	1- 3-1976
1948-49	" 54 " " of 1946-47	13,500.00	1- 3-1977
1948-49	" 75 " " of 1947-48	40,625.00	1- 3-1978
1951-52	" 2 Crores " of 1950-51	81,250.00	16- 8-1965
1951-52	" 80 Lakhs " of 1950-51	32,500.00	1- 9-1980
1951-52	" 17.97 " " of 1950-51	17,970.00	1-12-1960
1951-52	" 88,14,500 " of 1949-50	11,936.31	15- 9-1979
1952-53	" 61 " " of 1948-49	15,250.00	1- 3-1979
1952-53	" 10 " " of 1950-51	2,709.00	16- 8-1965
1952-53	" 1.75 Crores " of 1951-52	3,24,480.00	3-10-1966
1953-54	" 2,44,14,500 " of 1952-53	81,381.69	1- 9-1964
1953-54	" 60 Lakhs " of 1951-52	28,125.00	16- 8-1966
1953-54	" 69 " " of 1952-53	23,000.00	1- 9-1967
1953-54	" 10 " " of 1950-51	361.00	16- 8-1965
1953-54	" 1.75 Crores " of 1951-52	622.00	3-10-1966
1954-55	" 33 Lakhs " of 1951-52	15,468.75	3-10-1966
1954-55	" 35 " " of 1952-53	1,555.56	1- 9-1964
1954-55	" 110 " " of 1953-54	36,666.69	1- 9-1963
1954-55	" 85 " " of 1953-54	28,333.31	1- 9-1973
1954-55	" 50 " " of 1953-54	16,666.69	1- 9-1973
1955-56	" 1,75,34,000 " of 1951-52	7.56	3-10-1966
1955-56	" 1,92,49,000 Loan of 1954-55	64,163.31	1- 9-1964
1955-56	" 70 Lakhs Loan of 1954-55	23,333.33	1- 3-1975
1956-57	" 180 Lakhs Loan of 1955-56	30,000.00	15- 9-1967
1957-58	" 115.50 Lakhs Loan of 1956-57	2,11,750.00	15-10-1963
1958-59	" 1,14,10,500 Loan of 1957-58	2,02,060.93	1-11-1969
1958-59	" 100 Lakhs Loan of 1957-58	70,833.33	1-11-1982
1959-60	" 250 Lakhs Loan 1958-59	1,47,569.44	11-8-1970
1959-60	" 130 Lakhs Loan 1956-57	38,333.00	15- 9-1981
1959-60	" 30 " " 1955-56	5,000.00	15- 9-1967
	Total Rs.	16,87,564.91	

G V DAMLE,  
Chief Accountant

M. G. PIMPUTKAR,  
Municipal Commissioner.

## APPENDIX No. 14-E(I)

Statement showing the details of Debt Equalization Fund in respect of the following Loans received from the Government Credited to Suspense Account pending adjustment in their respective years of repayment outstanding on 31st March 1960.

Year of Adjustment	Particulars of Loans	Amounts Credited to the Debt Equalization Fund.		
		Instalment.	Interest.	Total.
		Rs. "	Rs.	Rs.
1957-58	Rs. 1 Crore received from Government on 27-11-1956	8,32,910	Nil.	8,32,910.00
1958-59	Rs. 1 Crore received from Government on 27-11-1956	8,32,910	33,316.40	8,66,226.40
1958-59	Rs. 1 Crore received from Government on 27-11-1957	8,32,910	Nil.	8,32,910.00
1959-60	Rs. 1 Crore received from Government on 27-11-1956	8,32,910	67,965.46	9,00,875.46
1959-60	Rs. 1 Crore received from Government on 27-11-1957	8,32,910	33,316.40	8,66,226.40
1959-60	Rs. 50 Lakhs loan received from Govt. on 17-3-1958	8,32,910	16,658.20	8,49,568.20
	<b>Total</b>	<b>49,97,460</b>	<b>1,51,256.46</b>	<b>51,48,716.46</b>

G. V. DAMLE,  
Chief Accountant.

M. G. PIMPUTKAR,  
Municipal Commissioner.

Statement showing the amounts of the Receipts and Expenditure respectively credited to the credit of the Fund at the close of the

						Details.		Total.	
						Rs.	nP.	Rs.	nP.
<b>RECEIPTS—A.—REVENUE ACCOUNT.</b>									
	A.—General Tax	...	...	...	...	4,58,95,177	85		
	B.—Town Duties	...	...	...	...	1,06,53,008	64		
	C.—Other Receipts								
1.	General Tax, Indirect Taxation and Miscellaneous Revenue.	(a)	Grant-in-aid of the fees for Land Conveyance, Music etc., Licences	...	...	27,615	96		
		(b)	Grant-in-aid in respect of fines for offences against the Law	...	...	4,94,542	20		
		(c)	Interest and Profit on Investment of Surplus Loan and other balances	...	...	30,30,957	00		
		(d)	Interest on Plant and Machinery Depreciation Fund	...	...	1,21,240	57		
		(e)	Miscellaneous	...	...	7,47,789	99		
		(f)	Receipts on account of Municipal Journal	...	...	18,421	52		
		(g)	Receipts from M.G.M.O. Swimming Pool	...	...	1,22,895	05		
	D.—Receipts on account of proportionate charges of collection of Education cess	...	...	...	...	72,500	00		
2.	Water Works—Water Tax and other Miscellaneous Water Works Revenue	A.—Water Tax	...	...	...	3,04,22,581	55	6,11,84,148	78
		B.—Other Receipts	...	...	...	8,88,930	04		
3.	Education—Primary	...	...	...	...			3,13,11,511	59
4.	Museums and Libraries	...	...	...	...			6,131	65
5.	Public Health Department	...	...	...	...			5,23,861	03
6.	Medical Relief and Education	...	...	...	...			8,38,961	31
7.	Street Cleansing and Conservancy, Road Watering and Halalkhore Service—	A.—Halalkhore Tax	...	...	...	87,55,140	85		
		B.—Other Receipts	...	...	...	7,27,879	48		
8.	Roads, S. W. Drains and public Lighting—	A.—Wheel Tax	...	...	...	50,96,555	17	94,83,020	33
		B.—Contribution from Government in lieu of Tolls	...	...	...	25,000	00		
		C.—Other Receipts							
		(a)	Ground Rent	...	...	53,205	51		
		(b)	Miscellaneous	...	...	10,40,885	98		
		(c)	Interest realised on Donations	...	...	1,919	10		
9.	Mechanical	...	...	...	...			62,17,565	76
10.	Buildings, Land Acquisition and Management—	A.—Sale Proceeds of Surplus Land	...	...	...	6,77,975	94		
		B.—Other Receipts							
		(a)	Rent of Buildings	...	...	3,97,355	96		
		(b)	Ground Rent	...	...	3,49,164	25		
		(c)	Miscellaneous	...	...	9,27,385	46		
11.	Fire Brigade—	A.—Fire Tax	...	...	...	18,47,035	91	23,51,881	61
		B.—Other Receipts	...	...	...	43,085	92		
12.	Licensing, Removal of Encroachments on Public Streets, Administration of Shops & Establishment Act., 1948 and Theatre Tax	A.—Licences for Dangerous and Offensive Trades	...	...	...	13,74,668	95		
		B.—Removal of Encroachments on Public Streets	...	...	...	6,80,016	76		
		C.—Receipts from administration of Shops & Establishment Act.	...	...	...	1,85,338	14		
		D.—Miscellaneous	...	...	...	7,33,986	58		
		E.—Receipts from Theatre Tax	...	...	...	6,73,550	85		
13.	Gardens and Open Spaces	...	...	...	...			36,47,561	28
14.	Markets and Slaughter Houses	...	...	...	...			2,05,327	07
15.	Contribution from Capital Funds to Revenue on account of Loan Works Staff	...	...	...	...			42,46,929	10
16.	Extraordinary Receipts	...	...	...	...			5,51,277	28
17.	Rebate from Government on account of collection of the Urban Immovable Property Tax in the City	...	...	...	...			1,87,438	46
18.	Transfers from the B. E. S. & T. Fund	...	...	...	...			2,17,306	02
		...	...	...	...			40,10,781	77
<b>Total Revenue Receipts Rs.</b>						...		<b>12,69,48,063</b>	<b>32</b>



	Details.		Total.	
	Rs.	nP.	Rs.	nP.
<b>RECEIPTS—D.—IMPROVEMENT SCHEMES ACCOUNT—</b>				
<b>General Account Revenue—</b>				
I.—Rents and other proceeds of Properties	69,78,058	02		
II.—Contribution from the Municipal Corporation under section 125 (2)(d) of the Municipal Act.	47,44,019	27		
III.—Grant-in-aid for meeting deficit in General Account	7,64,138	00		
IV.—Interest and Profit on Investments	1,94,845	69		
V.—Miscellaneous Receipts	69,685	93		
VI.—Transfer of Revenue surplus to Capital Account	Cr. 2,53,159	43		
<b>Total Rs.</b>			1,24,97,577	48
<b>Capital Account—</b>				
I.—Sale proceeds of Lands, Buildings, etc.	29,92,064	45		
II.—Transfer of Revenue Surplus to Capital Account	2,53,159	43		
Rs. 50 L. Loan for 1959-60	50,00,000	00		
<b>Total—Capital Account Receipts Rs.</b>			82,45,223	88
<b>Total—D.—Improvement Schemes</b>			2,07,42,801	36
<b>RECEIPTS—E.—IMPROVEMENT SCHEMES ACCOUNT—SLUM CLEARANCE (CITY)—</b>				
<b>General Account Revenue—</b>				
I.—Rents and other proceeds of Properties	2,55,707	57		
II.—Grant-in-aid for meeting deficit				
III.—Interest and Profit on Investment	29,532	60		
IV.—Miscellaneous Receipts				
V.—Appropriation from Capital Account to meet deficit in General Account	3,02,359	35		
<b>Total—General Account Receipts</b>			5,87,599	52
<b>Capital Account—</b>				
I.—Sale proceeds of Lands and Buildings		970	00	
II.—Loans from Government	5,80,003	00		
II.—Loans raised in 1959-60	25,00,000	00		
Transfer of Revenue Surplus A/C from General Account				
Grant-in-aid from Government	8,53,200	00		
<b>Total—Capital Account Receipts</b>			39,34,173	00
<b>Total, E.—Improvement Schemes Slum Clearance (City)</b>			45,21,772	52
<b>RECEIPTS—F.—IMPROVEMENT SCHEMES ACCOUNT—SLUM CLEARANCE (SUBS.)</b>				
<b>General Account Revenue—</b>				
I.—Rents and other proceeds of properties				
II.—Contribution from Municipal Corporation (Suburbs)				
III.—Interest and Profits on Investments	47,830	65		
IV.—Miscellaneous Receipts				
V.—Transfer of Revenue Surplus to Capital Account	Cr. 47,830	65		
<b>Total—General Account Receipts</b>			47,830	65
<b>Capital Account—</b>				
I.—Receipts				
II.—New Loans in 1957-58				
Transfer of Revenue Surplus	47,830	65		
<b>Total—Capital Account Receipts</b>			47,830	65
<b>Total, F.—Improvement Schemes Account—Slum Clearance (Subs.)</b>			47,830	65
<b>EXPENDITURE A.—REVENUE ACCOUNT.</b>				
<b>I.—General Supervision, Collection of Revenue, etc.—</b>				
A.—General Superintendence	29,36,957	36		
B.—Collection of Revenue	23,59,577	24		
C.—Upkeep and guarding of Municipal Head Office	1,34,122	39		
D.—General Stores	3,09,570	92		
E.—Miscellaneous Charges	2,66,834	34		
F.—Election Expenses	38,246	71		
G.—New Works	18,358	65		
H.—Debt Charges	5,20,104	67		
Deduct—Proportion of General Superintendence chargeable to Water Works, Fire Brigade Markets, and Improvement Schemes Account and Education Fund account	18,00,110	68		
<b>Total—General Supervision, Collection of Revenue, etc.</b>			47,83,661	60
<b>II.—Water Works—</b>				
A.—Maintenance	45,12,307	07		
B.—Income Tax on income derived by the Municipality for supply of water to areas outside Municipal Jurisdiction	Cr. 4,292	77		
C.—Provident Fund and Pensions, etc., Charges	2,95,386	70		
D.—Proportion of General Supervision and Collection of Revenue, etc.	9,62,203	86		
E.—New Works	25,607	07		
F.—Debt Charges	1,99,27,342	39		
G.—Provision for Equalisation of Debt—Charges	24,93,730	00		
<b>Total—Water Works</b>			2,82,17,284	32
<b>III.—Education—Primary</b>				
<b>IV.—Museums and Libraries—</b>				
A.—Victoria & Albert Museum	2,14,879	14		
B.—Municipal Free Reading rooms & Libraries	68,177	58		
C.—Provident Fund, Pensions etc. Charges	6,561	13		
D.—Debt charges	1,175	73		
<b>Total—Museums and Libraries</b>			2,90,793	58
<b>V.—Public Health Department</b>				
A.—General Superintendence	30,04,464	10		
B.—Supply of milk to the undernourished needy children attending Municipal Schools	13,10,346	20		
C.—Provident Fund, Pension etc. charges	2,91,422	65		
D.—New Works	3,306	90		
E.—Debt Charges	8,04,113	41		
<b>Total—Public Health Department</b>			54,13,653	26
<b>Total Expenditure A—Revenue Carried over</b>			3,87,05,392	76



	Details.		Total.	
	Rs.	nP.	Rs.	nP.
<b>VI.—Medical Relief and Education—</b>				
A.—Hospitals and Maternity Homes—	1,27,03,186	04		
B.—Dispensaries	6,57,276	73		
C.—Medical and Nursing Assistance to poor people in their houses	960	49		
D.—Family planning clinics	24,159	37		
E.—Medical Education	17,31,737	26		
F.—Statutory Contribution to Government Medical Institutions	4,14,500	04		
G.—Clinic for treatment of Leprosy cases	98,612	39		
H.—New Works	70,926	40		
I.—Providing a convalescent home of 120 Beds with Equipments, Staff quarters near K. E. Hospital	451	00		
J.—Debt Charges	16,60,408	09		
K.—Construction of full fledged Buildings at M. G. H. Sion	4,86,145	12		
L.—Grant-in-aid	11,28,251	50		
			1,89,81,614	43
<b>VII.—Street Cleansing and Conservancy, Road Watering and Halalkhore Service—</b>				
A.—Street Cleansing and Conservancy	13,10,635	85		
B.—Collection, Loading Removal and disposal of Town Refuse	1,05,69,744	77		
C.—Road Watering	384	89		
D.—Halalkhore Service	57,13,692	10		
E.—New Works	83,974	74		
F.—Provident Fund Pension etc. Charges	7,53,993	14		
G.—Debt Charges	32,15,147	82		
			2,16,47,573	31
<b>VIII.—Roads S. W. Drains and Public Lighting—</b>				
A.—General	3,94,625	29		
B.—Maintenance of Roads	33,38,787	04		
C.—Public Lighting	24,13,296	09		
D.—Maintenance of S. W. Drains	53,182	78		
E.—Rebate on Account of the compounded wheel-tax,	20,656	00		
F.—Provident Fund Pension etc. Charges	1,64,731	49		
G.—New Works	63,289	93		
H.—Debt Charges	27,97,653	72		
I.—Covering the open storm water channel from Globe Mill passage to the confluence of the two channels near Century Mills	...	...		
J.—Treating with 3" of asphaltic concrete, Surfaces of Different Roads in the City	3,80,546	33		
Expenditure other than Establishment in connection with recognition Schemes	7,825	00		
			96,34,593	67
<b>IX.—Mechanical—</b>				
A.—Mechanical Engineer's Office Estt.	3,73,114	91		
B.—Provident Fund Pension etc. Charges	37,622	14		
C.—New Works	5,541	08		
C.—Debt Charges	74,593	71		
			4,90,871	84
<b>X.—Buildings, Land Acquisition and Management—</b>				
A.—City Engineer's Central Office Establishment	6,10,330	97		
B.—Inspection and Supervision of Private Buildings	6,69,510	93		
C.—Removal of stall-boards in the City	4,687	76		
D.—Architectural	2,77,811	30		
E.—Land Acquisition and Management	2,25,426	46		
F.—Supervision of Factories, Workshops and Work Places	66,044	16		
G.—New Works	2,93,568	36		
I.—Debt Charges	10,95,017	62		
Deduct—Supervision Chargeable to Improvement Schemes Account	1,09,643	34		
			31,32,754	22
<b>XI.—Fire Brigade—</b>				
A.—Maintenance	11,36,320	21		
B.—Provident Fund, Pensions, etc., Charges...	1,90,816	57		
C.—Proportion of General Supervision and Collection of Revenue	78,693	35		
D.—New Works	6,250	66		
E.—Debt Charges	2,59,429	91		
			16,71,510	70
<b>XII.—Licensing, Removal of Encroachment on Public Streets and Administration of Shops and Establishment Act, 1948 and Theatre Tax—</b>				
A.—Licensing Establishment	3,79,836	79		
B.—Removal of encroachments on Public Streets	2,45,080	96		
C.—Administration of Shops and Establishment Act, 1948	2,46,436	36		
D.—Administration of Theatre Tax	20,554	09		
E.—New Works	12,013	81		
F.—Debt Charges	4,827	86		
			9,08,749	87
<b>XIII.—Gardens and Open Spaces—</b>				
A.—Gardens	8,00,402	97		
B.—New Gardens, Recreation Ground etc.	11,699	73		
C.—Road side Trees	63,525	24		
D.—Open Air Theatre at Victoria Garden	4,328	61		
E.—Provident Fund Pension etc. charges.	41,787	69		
G.—New Works	52,813	48		
F.—Debt Charges	3,15,762	12		
			12,90,319	84
<b>XIV.—Markets and Slaughter Houses—</b>				
A.—Markets and Slaughter Houses & Refrigerator at A. C. Market	16,69,431	43		
B.—Provident Fund and Pension, etc., charges	79,028	40		
C.—Proportion of General Supervision	89,417	59		
E.—New Works	12,210	27		
F.—Debt Charges	2,27,052	43		
			20,77,140	12
<b>XV.—Contribution to—</b>				
(a) Budget 'B' under Section 125(2)(d) of the Bombay Municipal Corporation Act	47,44,009	27		
(b) Budget 'D' under Section 123(B)(2) of the Bombay Municipal Corporation Act	17,40,807	00		
(c) Budget 'E' under Section 126(C) of the Bombay Municipal Corporation Act	1,15,64,319	00		
(ce) Special Contribution to Budget 'E' under Section 126(C-1) of the B.M.C. Act	4,15,000	00		
(d) Budget 'F' under Sec. 123(d) (2) of the B.M.C. Act	4,35,202	00		
(e) Fines Fund	1,16,253	65		
			1,90,15,590	92
<b>Total Expenditure—A—Revenue account Rs.</b>			<b>11,75,56,111</b>	<b>68</b>

EXPENDITURE B—CAPITAL ACCOUNT

	Debit.	Credit.	Total
I.—General Supervision, Collection of Revenue, etc.	4,77,933.70		
II.—Water Works ordinary	30,09,875.96		
II.—Amalgamating City's Water Supply	79,63,215.18		
V.—Public Health Department	33,385.90		
VI.—Medical Relief and Education	47,48,370.14		
VII.—Street Cleaning, Conservancy, Road Watering and Habitation Services	27,71,315.60		
VIII.—Roads, S. W. Drains and Public Lighting	10,29,774.00		
IX.—Mechanical			
X.—Building, Land Acquisition and Management	9,26,479.55		
XI.—Fire Brigade	3,63,875.22		
XIII.—Gardens and open spaces	73,184.59		
XIV.—Markets and Slaughter Houses	58,638.32		
XV.—Steam Service	5,75,857.27		
XVII.—Greater Bombay	2,245.02		
XVIII.—Industrial Estate			
Deposits and other charges on the year Loans			
Plant and Machinery to be purchased out of Not Pressed Fund	2,42,139.63	Cr.	
Plant and Machinery to be purchased out of Municipal Fire and Accident Ins. Fund	33,240.16	Cr.	
Plant and Machinery to be purchased out of K. E. M. Hospital Equipment Fund	4,688.03	Cr.	
Plant and Machinery to be purchased out of K. E. M. Hospital Research Fund	33,435.87	Cr.	
Plant and Machinery to be purchased out of Land (Redemption and Acquisition) Fund	2,69,435.10	Cr.	
Plant and Machinery to be purchased out of Pre-cast Concrete Slabs Permanent Research Fund	1,67,764.61	Cr.	
Plant and Machinery to be purchased out of Plant and Machinery Depreciation Fund		Cr.	
Plant and Machinery to be purchased out of Renewal of Road Surfaces Fund	44,358.66	Cr.	
Plant and Machinery to be purchased out of Garden Fund (a) Victoria Gardens		Cr.	
Plant and Machinery to be purchased out of Hospital Fund		Cr.	
Plant and Machinery to be purchased out of Steam Service Fund		Cr.	
Assessments of—			
Reconignment of Advances for Purchase of Capital Series Account Purchases	12,62,319.11		
Advance for the Purchase of Capital Series Purchases	1,772.09		
	11,066.99		
<b>Total Fund—</b>			
Expenditure			1,54,087.24
			2,27,99,411.16
<b>Total B—Capital Expenditure Re.</b>			

	Details.		Total.	
	Rs.	nP.	Rs.	nP.
<b>EXPENDITURE—C.—SUSPENSE ACCOUNTS—</b>				
<b>I.—Sinking and Special Fund Accounts—</b>				
(1) Sinking Fund Account—Municipal	26,24,049	42		
(2) Special Fund Accounts	40,71,463	81		
(3) Improvement Schemes Fund Accounts—				
(a) Sinking Fund Account	50,29,206	68		
(b) Investment Reserve Fund Account	16,012	52		
Sinking fund A/C Slum Clearance City	118	18		
Amenities Fund Account	219	51		
Rent Equalisation Fund	661	87		
<b>II.—Paper and Cash Accounts—</b>				
(1) Sinking Fund	1,61,04,575	31		
(2) Special Funds	1,49,85,783	56		
(3) Surplus Fund	3,49,59,406	86		
(4) Loan Fund				
(5) Improvement Schemes Funds—				
(a) Sinking Fund	37,82,927	15		
(b) Capital Fund	1,24,01,969	07		
(c) Investment Reserve Fund	3,01,143	16		
(6) Improvement Schemes A/C (Slum Clearance) City				
(a) Sinking Fund	1,03,354	27		
(b) Capital Fund	25,00,122	19		
(6) Improvement Schemes A/C (Slum Clearance) Subs.				
(a) Sinking Fund				
(b) Capital Fund	12,437	45		
Amenities Fund	4,814	50		
Rent Equalisation Fund	14,390	06		
State Bank of India and other Local Banks on account of Sundry Deposits	14,46,57,314	69		
<b>III.—Suspense Accounts—</b>				
Deposit Account	9,96,40,868	25		
Reserve Stores Accounts	91,51,689	56		
Reserve Stores Account Stock—Fors Road Depot	1,13,309	77		
Capital Stores Accounts...	2,42,56,365	20		
Capital Store Account Stock—Fors Road Depot	5,991	37		
Purchase of Petrol, and Diesel Oil	5,99,991	13		
Purchase of Coal				
Advances Departmental Works	25,18,221	81		
Advances Municipal Workshop	8,35,137	80		
Municipal foundry	78,063	98		
Worli Crushers	3,90,366	86		
Sewri Crushers	3,13,662	46		
Mechanical Transport	3,02,605	70		
Asphalt Plant	13,44,845	39		
Pre Cast Concrete Slabs	5,467	89		
Servicing of Vehicles and Recharging of Batteries	25,960	24		
Municipal Printing Press	14,41,439	76		
Advances Private Works	19,77,582	34		
Advances Special Funds	8,40,836	29		
Municipal Contractors	1,064	64		
Municipal Tenders	18,913	12		
Sundry Advances	83,03,145	85		
Advance for demolition of unauthorised Structures and for Removal of unsafe Buildings in the City	29,218	24		
Repayment of Loans Municipal	60,84,513	87		
Do. (Impts. Schemes)	58,67,227	84		
Advances to Municipal Officers	52,695	00		
Provident Fund	1,35,54,230	86		
Welfare Fund	390	55		
Fines Fund	1,158	91		
Fidelity Guarantee Insurance Fund	8,494	83		
Bombay Municipal Corporation Loans Interest Warrants payable Account	73,86,374	74		
City of Bombay Improvement Trust Loans Interest Warrants Payable Account	14,34,791	30		
Dishonoured Cheques	23,34,481	52		
Cash Bills outstanding Account	91,787	58		
Cheques payable	33,44,03,516	60		
Wages Deposit Account	50,01,195	44		
Interest on B.I.T. Loans payable account				
Interest accrued but not paid	21,846	00		
Advance for manufacture of concrete Covers	13,136	56		
Debt Charges Equalisation Fund				
Interest Receivable Account	6,240	00		
Security Deposit in G. P. Notes with Central Rly in connection with credit notes at Byculla	10,000	00		
<b>Total Expenditure—Suspense Accounts</b>			<b>77,00,26,799</b>	<b>51</b>

## SUMMARY.

Receipts.			Disbursements.	
Rs.	nP.		Rs.	nP.
1,29,75,272	04	Balance on 1st April 1959		
12,69,48,063	32	A.—Revenue Account	11,75,56,111	68
3,42,97,122	40	B.—Capital Account	2,27,99,401	16
75,55,32,482	93	C.—Suspense Account	77,00,26,799	51
2,07,42,801	36	D.—Improvement Schemes Account	1,83,92,245	76
45,21,772	52	E.— Do. Slum Clearance (City)	31,89,652	88
47,830	65	F.— Do. do. (Suburbs)	4,99,549	30
94,20,90,073	18		Total Rs.	93,24,63,760
			* Balance on 31st March 1960	2,26,01,584
95,50,65,345	22	Total.	Total Rs.	95,50,65,345

G. V. DAMLE,  
Chief Accountant.

No. 15—Concluded.

	Details.		Total.	
	Rs.	nP.	Rs.	nP.
<b>EXPENDITURE—D.—IMPROVEMENT SCHEMES ACCOUNT</b>				
<b>General Account Expenditure—</b>				
A.—Maintenance of Properties and Streets	49,15,644	84		
B.—Cost of Management and Establishment	15,62,212	04		
C.—Proportionate charges on account of Municipal Supervision	4,52,925	01		
	69,30,781	89		
<b>Deduct—</b>				
Proportionate share of cost of Management and Establishment chargeable to	Rs.	nP.		
Do. do. do. (a) General Account	14,99,780	55		
(b) Capital Account	5,15,356	50		
			49,15,644	84
D.—Debt Charges			75,81,932	64
			1,24,97,577	48
<b>Capital Account—</b>				
Improvement and Street Schemes, etc.			53,83,132	51
Proportionate share of cost of Management and Establishment chargeable to General account			5,11,535	77
Transfer of Revenue Deficit to Capital Account				
			58,94,668	28
<b>Total—General and Capital Account Expenditure</b>			1,83,92,245	76
<b>EXPENDITURE—E.—IMPROVEMENT SCHEMES ACCOUNT—SLUM CLEARANCE—CITY—</b>				
<b>General Account Expenditure—</b>				
A.—Maintenance of Properties and Streets	2,29,036	70		
B.—Cost of Management and Establishment				
C.—Proportionate Charges on account of Municipal Supervision				
	2,29,036	70		
<b>Deduct—</b>				
Proportionate Share chargeable to Genral Account, (z) Maintenance of Properties				
Do. do. do. to Capital Account				
			2,29,036	70
D.—Debt Charges			3,58,562	82
			5,87,599	52
<b>Capital Account—</b>				
Expenditure			22,99,694	01
Proportionate share of cost of Management and Establishment chargeable to Capital Account			3,02,359	35
Transfer of Revenue Deficit from General Account (under Slum Clearance)				
			26,02,053	36
<b>Total, E.—Improvement Schemes Account—Slum Clearance (City)</b>			31,89,652	88
<b>EXPENDITURE—F.—IMPROVEMENT SCHEMES ACCOUNT—SLUM CLEARANCE—(SUBURBS)—</b>				
<b>General Account Expenditure—</b>				
A.—Maintenance of Properties and Streets				
B.—Cost of Management and Establishment				
C.—Proportionate charges on account of Municipal Supervision				
<b>Deduct—</b>				
Proportion chargeable to General Account				
Do. Capital Account				
D.—Debt Charges				
<b>Capital Account—</b>				
Expenditure			4,99,549	30
Transfer of Revenue Deficit to Capital A/C.				
			4,99,549	30
<b>Total, F.—Improvement Schemes Account—Slum Clearance—(Suburbs)</b>			4,99,549	30
<b>Bank's reconciliation —</b>				
* Balance as per Bank's Pass Book	Rs.	nP.	Rs.	nP.
1,38,61,288			80	
<b>Add—</b>				
Revenue sent to the Bank on 31st March 1960 but acknowledged on 1st April 1960			35,15,313	94
			1,73,76,602	74
<b>Less—</b>				
Uncashed Cheques			32,88,682	68
Balance in Bank as per Day Book (Column No. 10)			1,40,87,920	06
Balance in Office in Government Promissory Notes, etc.	12,07,210	00		
Balance in Office in Cash	73,06,454	87	85,13,664	87
			2,26,01,584	93

M. G. PIMPUTKAR,  
Municipal Commissioner.

## Appendix No. 16.

Comparison of Face, Purchase and Market Values as on 31st March 1960 of the different Securities held in the following Special Funds.

Name of Fund.	Particulars of Securities.	Face Value.	Purchase rate per cent.	Actual cost at purchase rate.	Market rate per cent.	Value at Market rate.
		Rs.	Rs.	Rs.	Rs.	Rs.
Municipal Fire and Accident Insurance Fund.	4½ per cent. Municipal Debentures ...	94,500	Par.	94,500.00	Par.	94,500.00
	4 per cent. Bombay Improvement Trust Debentures	47,400	Par.	47,400.00	}	1,38,800.00
	Do. do. ...	41,000	92-12-0	38,027.50		
	Do. do. ...	10,000	89-0-0	8,900.00		
	Do. do. ...	7,200	88-0-0	6,336.00		
	Do. do. ...	23,500	84-8-0	19,857.50		
	Do. do. ...	9,700	84-4-0	8,172.25	}	7,035.00
	Do. do. ...	7,000	88-0-0	6,160.00		
	4 per cent. Loan 1960-70	1,05,600	99.25	1,04,808.00	100.50	1,05,600.00
	4 per cent. Municipal Debentures	1,97,500	Par.	1,97,500.00	Par.	1,97,500.00
	4 do. do. ...	53,400	Par.	53,400.00	Par.	53,400.00
	3½ do. do. ...	60,100	Par.	60,100.00	Par.	60,100.00
	3½ do. do. ...	61,400	Par.	61,400.00	}	68,700.00
	3½ Do. do. ...	71,000	85-8-0	6,070.50		
	3½ Do. do. ...	200	84-0-0	168.00		
	3 Do. do. ...	1,27,100	Par.	1,27,100.00	Par.	1,27,100.00
	3 per cent. Conversion Loan 1946	1,25,500	101-0-0	1,26,755.00	}	1,51,450.80
Do. do. ...	73,900	Par.	73,900.00			
Do. do. ...	1,600	100-15-0	1,615.00			
Do. do. ...	5,900	99-12-0	5,885.25			
		10,59,600		10,48,055.00		10,04,185.80
Net Premia Fund ...	4 per cent. B. M. Debentures ...	4,93,800	Par.	4,93,800.00	Par.	4,93,800.00
	3½ do. do. ...	79,900	Par.	79,900.00	Par.	79,900.00
	3 do. do. ...	1,28,800	Par.	1,28,800.00	Par.	1,28,800.00
	3 Per cent. G. P. Notes	900	48.00	432.00	73.00	657.00
	3 per cent. Conversion Loan 1946	2,80,000	101-0-0	2,82,800.00	}	8,10,909.60
Do. do. ...	8,27,600	100-15-0	8,35,358.75			
		200	Par.	200.00	73.20	
		18,11,200		18,21,290.75		15,14,066.60
Provident Fund ...	6 per cent. B. I. T. Debentures	1,91,000	Different rates.	1,92,531.25	Par.	2,77,400.00
	Do. do. ...	86,400	Par.	86,400.00	}	25,600.00
	Do. do. ...	25,600	Par.	25,600.00		
	4½ per cent. B. I. T. Debentures	10,00,000	98-8-0	9,85,000.00	Par.	10,00,000.00
	4½ per cent. Bombay State Finance Corpn. Bonds.	2,00,000	99-0-0	1,98,000.00	Par.	2,00,000.00
	4½ per cent. Nagpur Corporation Loan 1970	2,00,000	98-8-0	1,97,000.00	Par.	2,00,000.00
	4½ per cent. Kerala Finance Corpn. Bonds	78,26,700	98-12-0	77,28,866.25	}	1,48,41,600.00
	4½ per cent. B. M. Debentures	63,86,800	99.25	63,38,899.00		
	Do. do. ...	6,28,100	Par.	6,28,100.00	Par.	6,28,100.00
	4½ per cent. Ahmedabad Municipal Debentures	5,25,000	100-4-0	5,26,312.50	95.00	4,98,750.00
	4½ per cent. Bombay Provincial Co-op. L. M. B. Debentures.	3,00,000	100-4-0	3,00,750.00	}	13,50,000.00
	Do. do. ...	10,50,000	97-12-0	10,26,375.00		
	4½ per cent. Madras Co-operative Central L. M. B. Debentures.	7,00,000	99-10-0	6,97,375.00	96.50	6,75,500.00
	4½ per cent. Mysore Co-operative Central L. M. B. Debentures.	15,00,000	Par.	15,00,000.00	Par.	15,00,000.00
	4½ per cent. Andhra Co-operative Central L. M. B. Debentures.	5,00,000	Par.	5,00,000.00	99.50	4,97,500.00
	4½ per cent. Saurashtra Electric Board Loan	3,00,000	Par.	3,00,000.00	Par.	3,00,000.00
	4½ per cent. Bombay State Development Loan 1969.	6,71,200	99-12-0	6,69,522.00	102.65	6,88,986.80
	4½ per cent. Bihar State Financial Corpn. Bonds.	2,00,000	98-0-0	1,96,000.00	Par.	2,00,000.00
	4 per cent. Loan 1960-70	37,500	92-8-0	34,687.50	}	90,651.00
	Do. do. ...	4,7500	88-6-0	41,978.12		
	Do. do. ...	5,200	88-0-0	4,576.00	}	5,85,241.20
	4 per cent. Madras 1968	4,00,000	98-0-0	3,92,000.00		
	Do. do. ...	1,03,200	97-15-6	1,05,002.19	100.35	
	Do. do. ...	75,000	97-15-0	73,453.12	}	25,22,500.00
	4 per cent. Bombay State Dev. Loan 1964	25,00,000	100-7-0	25,10,937.50		
	4 Do. do. 1967	3,66,700	Par.	3,66,700.00	101.00	3,70,367.00
	4 per cent. Andhra Loan 1967	5,00,000	99-10-6	4,98,281.25	}	8,02,800.00
	Do. do. ...	3,00,000	99-9-6	2,98,781.25		
	4 per cent. Andhra Loan 1958	5,00,000	95-12-0	4,78,750.00	100.30	5,01,500.00
	4 per cent. Mysore State Dev. Loan 1967	5,00,000	99-8-0	4,97,500.00	100.40	5,02,000.00
	4 per cent. Madras Loan 1967	15,00,000	99-15-0	14,99,062.50	}	20,08,000.00
	Do. do. ...	5,00,000	99-10-0	4,93,125.00		
	4 per cent. Bihar State Dev. Loan 1968	5,00,000	98-15-6	4,94,843.75	100.20	5,01,000.00
	4 per cent. Bombay State Dev. Loan 1971	9,84,600	Par.	9,84,600.00	100.90	9,93,461.40
	4 per cent. Madhya Pradesh State Dev. Loan 1971	1,56,600	99.00	1,55,034.00	99.80	1,56,286.80
	4 per cent. B. M. Debentures	2,63,81,700	Par.	2,68,81,700.00	}	3,51,45,000.00
	Do. do. ...	82,63,300	99-8-0	82,21,983.50		
4 per cent. B. I. T. Debentures	46,500	Par.	46,500.00	}	16,10,300.00	
Do. do. ...	16,700	84-8-0	14,111.50			
Do. do. ...	3,80,300	84-4-0	3,20,402.75			
Do. do. ...	9,85,500	92-12-0	9,14,051.25			
Do. do. ...	1,81,300	Different rate	1,40,693.00	}	2,29,700.00	
4 per cent. B. M. Debentures	2,29,700	99.25	2,27,977.25			
3½ per cent. B. M. Debentures	24,91,900	Par.	24,91,900.00	Par.	24,91,900.00	
3½ per cent. B. M. Debentures	90,63,900	Par.	90,63,900.00	Par.	90,63,900.00	
3½ per cent. B. M. Debentures	13,05,300	99-8-0	12,93,773.50	}	17,02,400.00	
Do. do. ...	1,11,000	86-14-0	96,431.25			
Do. do. ...	1,00,000	86-8-0	86,500.00			
Do. do. ...	1,65,500	86-12-0	1,43,571.25			
Do. do. ...	13,200	84-0-0	11,038.00			
Do. do. ...	7,400	85-8-0	6,327.00			
3½ per cent. U. P. E. E. Bonds	2,91,600	9-9-0	2,88,684.00	88.40	2,57,774.40	
National Savings Certificates	4,50,000	Par.	4,50,000.00	}	4,50,000.00	
2½ per cent. Govt. Loan 1976	11,40,200	82-1-0	9,35,676.62			
		8,33,97,100		8,26,72,314.05		8,31,91,045.40

## Appendix 16—(Contd.)

Comparison of Face, Purchase and Market Values as on 31st March 1960 of the different Securities held in the following Special Funds.

Name of Fund.	Particulars of Securities.	Face Value.	Purchase rate per cent.	Actual cost at purchase rate.	Market rate per cent.	Value at Market rate.
		Rs.	Rs.	Rs.	Rs.	Rs.
Plant and Machinery Depreciation Fund	4 per cent. B. I. T. Debentures	3,88,600	Par.	3,88,600.00	Par.	3,88,600.00
	4 per cent. B. M. Debentures	4,900	Par.	4,900.00	Par.	4,900.00
	Do.	3,66,600	99.25	3,63,850.50	Par.	3,66,600.00
	Do.	57,600	99-8-0	57,312.00	Par.	57,600.00
	4 per cent. B. I. T. Debentures	52,400	Par.	52,400.00	} Par.	55,900.00
	Do.	2,200	84-4-0	1,853.50		
	Do.	1,300	92-12-0	1,205.75	} 100.50	17,989.50
	4 per cent. Loan 1960-70	13,100	87.10	11,478.87		
	Do.	4,800	92-8-0	4,440.00	} 97.25	28,008.00
	4 per cent. Calcutta Port Trust Debentures	28,800	97-12-0	28,152.00		
	3½ per cent. B. M. Debentures	51,200	Par.	51,200.00	Par.	51,200.00
	3½ per cent. B. M. Debentures	5,600	Par.	5,600.00	Par.	5,600.00
	3 per cent. B. M. Debentures	4,25,900	Par.	4,25,900.00	Par.	4,25,900.00
3 per cent. Conversion Loan 1946	68,600	101-0-0	69,286.00	73.20	50,215.20	
		14,71,600		14,66,178.62		14,52,512.70
Hospital Fund	4 per cent. B. M. Debentures	302,00	Par.	30,200.00	Par.	30,200.00
	Do.	1,92,100	99-8-0	1,91,139.50	Par.	1,92,100.00
	4 per cent. Calcutta Port Trust Debentures	44,800	97-12-0	43,792.00	97-25	43,568.00
	3½ per cent. B. M. Debentures	1,09,900	Par.	1,09,900.00	Par.	1,09,900.00
	3½ per cent. B. M. Debentures	1,38,200	Par.	1,38,200.00	Par.	1,38,200.00
	3½ per cent. B. M. Debentures	24,000	Par.	24,000.00	Par.	24,000.00
	3 per cent. B. M. Debentures	1,68,300	Par.	1,68,300.00	Par.	1,68,300.00
	3 per cent. Conversion Loan 1946	4,83,800	Par.	4,83,800.00	} 73.20	5,32,090.80
	Do.	2,43,100	101-0-0	2,45,531.00		
		14,34,400		14,34,862.50		12,38,358.80
K.E.M. Hospital and G. S. M. College Equipment Fund.	4 per cent. B. M. Debentures	9,500	99.25	9,428.75	Par.	9,500.00
	3½ per cent. B. M. Debentures	4,600	Par.	4,600.00	Par.	4,600.00
	3 per cent. B. M. Debentures	33,000	Par.	33,000.00	Par.	33,000.00
	3 per cent. Conversion Loan 1946	21,600	Par.	21,600.00	} 73.20	30,085.20
	Do.	19,500	101.00	19,695.00		
		88,200		88,323.75		77,185.20
G.S.M. College and K. E. M. Hospital Research Fund.	4 per cent. B. M. Debentures	300	99.80	298.50	Par.	300.00
	Do.	25,000	99.25	24,812.50	Par.	25,000.00
	4 per cent. B. I. T. Debentures	400	84-4-0	337.00	Par.	400.00
	4 per cent. Loan 1950-70	400	Par.	400.00	} 100.50	16,683.00
	Do.	8,400	92-8-0	7,770.00		
	Do.	7,800	88-0-0	6,864.00	} Par.	25,200.00
	3½ per cent. B. M. Debentures	25,200	Par.	25,200.00		
	3½ per cent. B. M. Debentures	10,400	Par.	10,400.00	Par.	10,400.00
	3 per cent. B. M. Debentures	9,000	Par.	9,000.00	Par.	9,000.00
	3 per cent. Conversion Loan 1946	12,400	101.00	12,524.00	} 73.20	9,369.60
Do.	400	Par.	400			
		99,700		98,006.00		96,352.60
Fidelity Guarantee Insurance Fund.	4 per cent. B. M. Debentures	5,300	Par.	5,300.00	Par.	5,300.00
	3½ per cent. B. M. Debentures	12,000	Par.	12,000.00	Par.	12,000.00
	2½ per cent. B. M. Debentures	16,700	Par.	16,700.00	Par.	16,700.00
	3 per cent. B. M. Debentures	1,24,100	Par.	1,24,100.00	Par.	1,24,100.00
	3 per cent. Conversion Loan 1946	18,800	Par.	18,800.00	} 73.20	15,445.20
	Do.	1,800	101.00	1,818.00		
Do.	500	100-15-0	504.69			
		1,79,200		1,79,222.69		1,73,545.20
Welfare Fund	4 per cent. B. I. T. Debentures	4,900	Par.	4,900.00	Par.	4,900.00
	3½ per cent. B. M. Debentures	900	Par.	900.00	Par.	900.00
	3½ per cent. B. M. Debentures	2,600	Par.	2,600.00	Par.	2,600.00
	3½ per cent. B. M. Debentures	300	Par.	300.00	Par.	300.00
	3 per cent. B. M. Debentures	35,900	Par.	35,900.00	Par.	35,900.00
	3 per cent. Conversion Loan 1946	77,100	101.00	77,871.00	} 73.20	58,633.20
	Do.	2,900	Par.	2,900.00		
	Do.	100	100-15-0	100.94		
		1,24,700		1,25,471.94		1,03,233.20

## Appendix No. 16—(Concluded).

Comparison of Face, Purchase and Market Values as on 31st March 1960 of the different Securities held in the following Special Funds.

Name of Fund.	Particulars of Securities.	Face Value.	Purchase rate per cent.	Actual cost at purchase rate.	Market rate per cent.	Value at Market rate.
		Rs.	Rs.	Rs.	Rs.	Rs.
Land R & A Fund	4½ per cent. B. M. Debentures	8,700	98.12	8,591.25	} Par.	1,55,000.00
	Do.	1,27,200	Par.	1,27,200.00		
	Do.	19,100	99.75	18,956.75	} Par.	6,42,500.00
	4 per cent. B. I. T. Debentures	3,76,700	Par.	3,76,700.00		
	Do.	1,100	84-8-0	929.50	} Par.	5,40,200.00
	Do.	2,46,400	84-4-0	20,7592.00		
	Do.	18,300	92-12-0	16,973.25		
	4 per cent. B. M. Debentures	2,76,600	99-8-0	2,75,217.00	} Par.	39,136.50
	Do.	2,63,600	99.25	2,61,623.00		
	4 per cent. Madras Loan 1968	39,000	97-15-6	38,207.81	} 100.35	30,853.50
	4 per cent. Loan 1960-70	1,700	Par.	1,700.00		
	Do.	900	94-4-0	848.25	} 100.50	
	Do.	2,300	92-8-0	2,127.50		
	Do.	24,000	88-0-0	21,120.00		
	Do.	1,800	87-10-0	1,577.25		
	3½ per cent. B. M. Debentures	1,89,600	Par.	1,89,600.00	} Par.	1,89,600.00
	3½ per cent. B. M. Debentures	64,700	Par.	64,700.00		
	Do.	1,13,300	94.00	1,05,502.00	} Par.	1,78,000.00
	3¼ per cent. B. M. Debentures	16,200	Par.	16,200.00		
	Do.	9,500	99-8-0	9,452.50	} Par.	35,600.00
Do.	9,900	85-8-0	8,464.50			
3 per cent. B. M. Debentures	4,49,000	Par.	4,49,000.00	} Par.	4,49,000.00	
3 per cent. Conversion Loan 1946	89,600	101.00	90,496.00			
Do.	22,900	100-15-0	23,114.69	} 73.20	2,93,458.80	
Do.	2,88,400	Par.	2,88,400.00			
		26,60,500		26,05,293.24		25,53,348.80
Investment Reserve Fund.	4 per cent. B. M. Debentures	700	Par.	700.00	} Par.	700.00
	3½ per cent. B. M. Debentures	4,400	Par.	4,400.00		
	3½ per cent. B. M. Debentures	74,000	Par.	74,000.00	} Par.	7,400.00
	3 per cent. B. M. Debentures	1,02,300	Par.	1,02,300.00		
	3 per cent. Conversion Loan 1946	80,100	100-15-0	80,850.94	} 73.20	72,248.40
	Do.	18,600	99-12-0	18,553.50		
	2½ per cent. Loan 1976	27,700	82-1-0	22,731.31	83.40	23,101.80
		2,41,200		2,36,935.72		2,10,150.20
Amenities Fund	3½ per cent. B. M. Debentures	700	Par.	700.00	} Par.	700.00
	3 per cent. B. M. Debentures	56,700	Par.	56,700.00		
	3 per cent. Conversion Loan 1946	700	101-0-0	707.00	} 73.20	38,942.40
	Do.	800	Par.	800.00		
	Do.	51,700	100-15-0	52,184.69		
		1,10,600		1,11,091.69		96,342.40
Rent Equalisation Fund	3½ per cent. B. M. Debentures	4,300	Par.	4,300.00	} Par.	4,300.00
	3 per cent. B. M. Debentures	1,70,200	Par.	1,70,200.00		
	3 per cent. Conversion Loan 1946	1,57,400	100-15-0	1,58,875.62	} 73.20	1,15,216.80
			3,31,900			

G. V. DAMLE.  
Chief Accountant.

M. G. PIMPUTKAR.  
Municipal Commissioner.

## Appendix No. 16-A.

Comparison of Face, Purchase and Market Values at 31st March 1960 of the different Securities held in the Sinking Fund.

N.B.—Special attention is invited to para. 17 of the Chief Accountant's Report.

Particulars of Securities.	Face value.	Purchase rate per cent.	Book value.		Market rate per cent.	Value at Market rate. (Municipal and Improvement Trust Debentures being valued at par).	
			Rs.	nP.		Rs.	nP.
4 per cent. Municipal Debentures ...	51,18,500	Par	51,18,500	00		51,18,500	00
4 Do. do. ...	54,54,100	99½	54,26,829	50		54,54,100	00
4½ Do. do. ...	66,69,000	98½	65,85,637	50		66,69,000	00
4½ Do. do. ...	20,50,200	Par	20,50,200	00		20,50,200	00
4½ Do. do. ...	25,94,100	99½	25,74,644	25		25,94,100	00
5 Do. do. ...	10,00,000	Par	10,00,000	00	Par	10,00,000	00
3 Do. do. ...	2,54,17,000	Par	2,54,17,000	00		2,54,17,000	00
3½ Do. do. ...	29,17,600	Par	29,17,600	00		29,17,600	00
3½ Do. do. ...	12,86,700	94	12,09,498	00		12,86,700	00
3½ Do. do. ...	400	86½	347	50		400	00
3½ Do. do. ...	15,500	86½	13,349	37		15,500	00
3½ Do. do. ...	11,77,400	99½	11,71,513	00		11,77,400	00
3½ Do. do. ...	2,50,000	92½	2,31,562	50		2,50,000	00
3½ Do. do. ...	35,000	84½	29,487	50		35,000	00
3½ Do. do. ...	16,500	84	13,860	00		16,500	00
3½ Do. do. ...	1,17,000	87	1,01,790	00		1,17,000	00
3½ Do. do. ...	1,75,100	85½	1,49,710	50		1,75,100	00
3½ Do. do. ...	76,18,500	Par	76,18,500	00		76,18,500	00
3½ Do. do. ...	26,51,500	Par	26,51,500	00	Par	26,51,500	00
4 per cent. Bombay Improvement Trust Debentures ...	15,12,800	84½	12,74,534	00			
4 Do. do. ...	1,32,200	84½	1,11,709	00			
4 Do. do. ...	15,63,500	92½	14,50,146	25	Par	74,48,100	00
4 Do. do. ...	41,84,000	Par	41,84,000	00			
4½ Do. do. ...	18,100	Par	18,100	00			
6 Do. do. ...	37,500	Par	37,500	00			
3 per cent. Loan 1963-65 ...	1,94,700	98	1,90,806	00	98 00	1,90,806	00
Do. ...	1,000	92½	925	00	98 00	980	00
3 per cent. Conversion Loan 1946 ...	86,65,400	Par	86,65,400	00			
Do. ...	11,77,200	100½	11,88,236	24	73 20	1,02,63,811	20
Do. ...	41,79,000	101	42,20,790	00			
2½ Per cent Loan 1976 ...	8,57,800	82½	7,03,932	12	83 40	7,15,405	20
4 per cent. Bombay Improvement Trust Sterling Debentures. ...	£ 25,000	£ 80	2,66,666	67	Par	3,33,913	04
3½ per cent. National Plan Bonds ...	10,00,000	at 1s. 6d. 98½	9,85,000	00	at 1s. 5½ d. 99 80	9,93,000	00
3½ per cent National Plan Bonds ...	10,00,000	98½	9,85,000	00	99 95	9,99,500	00
4 per cent Bombay State Development Loan 1967 ...	8,300	Par	8,300	00	101 00	8,383	00
4 per cent Loan 1972 ...	10,00,000	Par	10,00,000	00	101 30	10,13,000	00
4 per cent Bombay Govt. Loan 1970 ...	5,00,000	Par	5,00,000	00	100 90	5,04,500	00
3½ per cent Govt. Loan 1974 ...	5,00,000	98½	4,92,500	00	99 65	4,98,250	00
4 per cent Calcutta Port Trust Debentures ...	11,12,100	97½	10,87,077	75	97 25	10,81,517	25
4 per cent Bombay Port Trust Debentures ...	3,000	70	2,100	00	100 00	3,000	00
4½ per cent Bombay State Development Loan 1969 ...	15,28,800	99½	15,24,978	00	102 65	15,69,313	20
4 per cent Madras 1968 ...	52,800	97½	51,727	50	100 35	52,984	80
4½ per cent Madras Co-op. central L.M.B. Debentures ...	10,00,000	99	9,90,000	00	98 50	9,85,000	00
4½ per cent Bombay State Dev. Loan 1971 ...	21,60,000	99½	21,54,600	00	102 55	22,15,080	00
4 per cent. Loan 1960-70 ...	2,400	88	2,112	00	100 50	2,412	00
4 per cent. Bombay State Dev. Loan 1971 ...	400	Par	400	00	100 90	403	60
4 per cent. Madhya Pradesh State Dev. Loan 1971 ...	32,400	99	32,076	00	99 80	32,335	0
Total Rs. ...	9,69,87,500 £ 25,000		9,64,10,146	15		9,34,80,794	49

G. V. DAMLE,  
Chief Accountant.

M. G. PIMPUTKAR,  
Municipal Commissioner.



**Appendix No. 16-B**

*Statement showing the amount of and object for which the Donations held under Public Monuments Maintenance Fund were received from different parties up to 31st March 1960.*

Name of donor.	Object for which the donation is given.	Particulars of Securities.	Face value.	Rate per cent.	Book value.
			Rs.	Rs. a.	Rs. nP.
Sr Mangaldas Nathoobhoy	... Donation for the maintenance of Sir Mangaldas Nathoobhoy Clock at Mumbadevi.	3 per cent. Conversion Loan of 1946	500	Par	500.00
The Secretary, Tata Memorial	... Donation for the maintenance of J. N. Tata Statue	Do. do.	1,200	Do.	1,200.00
The Secretary, Ranade Memorial	... Donation for the maintenance of Ranade Statue	{ 4 per cent. Bombay Improvement Trust Loan due 1962 3 per cent. Conversion Loan of 1946	1,000 200	Do.	1,200.00
Mr. P. J. Mistri	... Donation for the maintenance of N. M. Petit Statue at Gowalia Tank Road	{ Do. do. Do. do.	2,000 1,000	Do. Do.	3,000.00
Messrs. J. D. Framroz, R. B. Jeejeebhoy and P. C. Sethna.	... Donation for the maintenance of Sir D. M. Petit Statue	4 per cent. Loan 1960-70	2,400	88 0	2,112.00
Mr. Cassumally Jairajbhoy Peerbhoy	... Donation for the maintenance of a fountain at the junction of Hornby Road and Palton Road.	4 per cent. Loan 1960-70	5,500	92 8	5,087.50
The Secretary, Montague Memorial Fund	... Donation for the maintenance of the Montague Statue at the junction of Marine Lines and Church Gate Street.	{ 3 per cent. Municipal Debentures 4 per cent. Loan 1960-70	1,200 900	Par 88 0	1,200.00 792.00
Mr. Surajmal Hanmantrai	... Donation for the maintenance of a public fountain at Princess Street.	{ 4 per cent. Loan 1960-70 3 per cent. Conversion Loan of 1946	2,600 100	92 8 Par	2,405.00 100.00
Mr. Chaturbhuj Jivandas	... Donation for the maintenance of the new Bandstand at Chowpatty	4 per cent. Government Loan 1960-70	400	88 0	352.00
Mr. Jamnadas Dwarkadas	... Donation for the maintenance of a water trough for watering Victoria horses and bullocks at the junction of Colaba and Pilot Bunder Roads.	Do. do.	400	88 0	352.00
Dr. K. E. Dadachanji	... Donation for the maintenance of a fountain at the junction of Frere Road and Carnac Bridge				7,230.00
Mr. D. P. Kothare	... Donation for the maintenance of a fountain at Mint Road				1,570.00
Mr. K. D. Dhuru	... Donation for the maintenance of a fountain at the junction of old Purbhadevi and Cadell Road.	4 per cent. Government Loan 1960-70	15,200	88 0	452.00
Mr. Gokuldas Karsondas Shroff	... Donation for the maintenance of a cattle trough and drinking fountain at Lady Jamshedji Road.	3 per cent. Conversion Loan of 1946	100	Par	1,041.00
Mr. Fattechand Revaldas.	... Donation for the maintenance of a fountain at Narayan Dhuru Street.				353.00
Mr. Hansraj Pragji	... Donation for the maintenance of a cattle trough at Clerk Road				2,830.00
Mr. F. P. Pavri	... Donation for the maintenance of a drinking fountain at the junction of Cadell Road and Old Purbhadevi Road.	4 per cent. Loan 1960-70	600	88 0	528.00
The Secretary, Dr. Dadabhoy Naoroji Memorial Fund.	... Donation for the maintenance of the Statue of Dr. Dadabhoy Naoroji	4 per cent. Loan 1960-70	1,400	88 0	1,232.00
Mr. Khimji Madon Bhujpuria	... Donation for the upkeep of a water trough on site opposite the Jamshed Mill.				
Mr. L. R. Tairsee	... Balance out of donation received from Mr. L. R. Tairsee for the construction of a cattle trough at the top end corner of Walkeshwar near "Tin Batti".	4 per cent. Loan 1960-70	600	88 0	528.00
		Carried forward Rs.	37,300		34,064.50

**Appendix No. 16-B.—Concluded.**

Name of donor.	Object for which the donation is given.	Particulars of Securities.	Face value.	Rate per cent.	Book value.
			Rs.	Rs. a.	Rs. nP.
Mr. N. P. Wadia	Balance out of donation received for construction of three cattle troughs at Bhoiwada Road, Parel Tank Road and Sewree Cross Road	4 per cent. Loan 1960-70	37,300	88 0	34,064.50
Mr. F. B. Jeejeebhoy	Balance out of donation received for the construction of a public fountain and water trough at the junction of Suparibag Road and Government Gate Road	4 per cent. Loan 1960-70	1,200	88 0	1,056.00
Mr. Anantrao Vithoba Kowley	Balance out of donation received for the construction of a fountain and cattle trough at the junction of Bhawani Shanker Road and Gokhale Road.	3 per cent. Conversion Loan 1946	1,500	Par	1,500.00
Mr. Ramdas Raghovji Govindji	Balance out of the donation received for the construction of a fountain and cattle trough at Cave] Street.	Do. Do.	1,700	Par	1,700.00
Mr. C. K. Kakade	Balance out of the donation received for the construction of a fountain at Bellasis Road.	4 per cent. Loan 1960-70	200	88 0	176.00
Hon. Secretary, Lok. Tilak Memorial Committee.	Donation for the maintenance of the Statue of Lok. Tilak at Chowpatty Sands.	3 per cent. Conversion Loan 1946	1,400	Par	1,400.00
Mr. M. E. Joshi Memorial Committee	Donation for the maintenance of the marble bust of Mr. M. E. Joshi at Parsi Colony, Dadar.	3 per cent. Municipal Debentures	500	Par	500.00
* Sir Patrick Kelly Memorial Committee	Donation for the maintenance of the Statue of Sir Patrick Kelly, Kt., C.I.E., opposite Crawford Market.	3 per cent. Conversion Loan 1946	800	101	*808.00
Joint Honorary Secretary Dr. A. G. Viegas Memorial Committee.	Donation for the maintenance of the Statue of the late Dr. A. G. Viegas at Dhobi Talao	3 per cent. Municipal Debentures	500	Par	500.00
Khan Bahadur Kawasji J. Petigara Memorial Committee	Donation for the maintenance of the Statue of Khan Bahadur K. J. Petigara.	3 per cent. Conversion Loan 1946	500	Do.	500.00
Sir Dinshaw Watcha, Kt., Memorial Committee	Donation for the maintenance of the Statue of Sir Dinshaw Watcha, Kt. ...	Do. Do.	500	Do.	500.00
Trustees of late Kasambhai Vali Gangjis Estate	Donation for the maintenance of a drinking fountain at the junction of Sandhurst Road and New Chinchbunder Road	Do. Do.	1,700	Do.	1,700.00
Bai Muktabai W/o of Dr. M. V. Parulekar	Donation for the maintenance of a drinking fountain at Lakhamsey Napoo Road	Do. Do.	500	Do.	500.00
Mr. P. S. Gaikawad	Donation for the maintenance of a drinking fountain near Round Temple Sandhurst Road	Do. Do.	700	Do.	700.00
Ramji Keshonji	Donation for Maintenance of Fountain at King's Circle	Do Do	500	97 3	485.94
Fire Services Committee	Donation for maintenance of Monument erected to commemorate the services of members who lost their lives in explosion of 1944	Do. Do.	1,000	93 4	932.50
Parsi Federal Council	Donation for maintenance of statue of Shri H. C. Adenwala at Vir Nariman Road.	3½ per cent. Municipal Debentures	1,000	Par	1,000.00
		Total	53,000		49,342.94
Mrs. A. M. Stewart	Donation for maintenance of Cemetery No 20 at Antop Hill for the European Jewish Community.	3 per cent. Municipal Debentures	2,500	Par	2,500.00
Rao Bahadur Ellappa Balam	Donation for the maintenance of a Charitable Dispensary at Kamathipura ...	4 per cent. Bombay Improvement Trust Loan due 1966	5,000	Par	19,500.00
Bai Lingoobai, widow of Rajanna Jaloo	Do. do. do. do.	4 per cent. Bombay Improvement Trust Loan due 1972	14,500	Do.	
Colaba Free Dispensary	Donation for the maintenance of Assets of the dispensary taken over by the Municipality on its taking over the dispensary.	3 per cent. Conversion Loan 1946	10,700	Do.	10,700.00
Joint Honorary Secretaries and Treasurers, George V Anti-Tuberculosis League.	Donation for the maintenance of Assets transferred to the Municipality on its taking over the League.	4 per cent. Government Loan 1960-70	1,200	87 10	1,051.50
Mr. Shapurji Sorabji	Donation in connection with the house in Khetwadi given by him for being used as a Maternity Home.	3 per cent. Conversion Loan 1946	1,000	Par	21,000.00
	Amount representing balance out of the amount set apart for the purchase of Bai Gowrabai Dispensary Building at Kamathipura.	4 per cent. Municipal Debentures	20,000	Do.	
Messrs. Little & Co.	Donation for meeting charges for repairs, etc., to Bai Gowrabai Dispensary at Kamathipura.	3 per cent. Conversion Loan 1946	5,000	Do.	10,000.00
Do.	Donation for establishing and maintaining Maternity Homes in Bombay	3 per cent. Conversion Loan 1946	5,000	Do.	
Unspent balance out of the donation from the estate of the late Mr. Mahomed Haji Saboo Sidick		4 per cent. Loan 1960-70	2,900	88 0	2,552.00
		3 per cent. Municipal Debentures	5,000	Par	5,000.00
		3 per cent. Municipal Debentures	52,600	Par	52,600.00
		Total	1,22,900		1,22,403.50
Cash held with the State Bank of India					1,74,246.44
					* 92.00
		Grand Total Rs.	1,78,400		1,74,338 44

153

G. V. DAMLE,  
Chief Accountant.

\* The balance of Cash after reinvestment of the proceeds of 3½ per cent Loan 1947-50 repaid by Govt. in respect of this donation is presently held in Cash with the State Bank

M. G. PIMPUTKAR,  
Municipal Commissioner

**Appendix No. 16-C**

*Statement showing the amounts of and object for which the endowments held under Endowment Fund were received from different parties upto 31st March 1960.*

Name of donor.	Object for which the endowment is given.	Particulars of Securities.	Face value.	Rate per cent.	Book value.
<i>Scholarships and Prizes.</i>					
The Bhawnagar Durbar	"Bhawnagar State Entrance Scholarship" at G. S. M. College	4 per cent. Government Loan 1960-70	Rs. 5,900	Rs. 88 0	Rs. nP. 5,192.00
Dr N. A. Purandare	"Savitribai Purandare Prize" at K. E. M. Hospital	Do. do.	300	Par	300.00
Mr. Tulsidas H. Parekh	"Bai Bachubai Thakurdas Parekh Entrance Scholarship" at G. S. M. College.	3 per cent. Conversion Loan 1946	100	Par	100.00
		4 per cent. Government Loan 1960-70	3,700	88 0	3,256.00
Mr. Lalji Naranji	"Lalji Naranji Scholarship" at G. S. M. College	Do. do.	4,500	88 0	3,960.00
Mr. Chaturbhuj Gordhandas Sunderdas	"Chaturbhuj Gordhandas Sunderdas Scholarship" and "Bai Gangabai Gordhandas Sunderdas Scholarship" at G. S. M. College.	Do. do.	9,100	88 0	8,008.00
Dr. (Mrs.) Dossibai Jehangir Rattanshaw Dadabhoy, M.D., M.R.C.P. (Lond.).	"Awabai Rattanshaw Dadabhoy Scholarship" at G. S. M. College.	Do. do.	3,900	88 0	3,432.00
		3 per cent. Conversion Loan 1946	200	Par	200.00
Mr. Jehangir Rattanshaw Dadabhoy	"Rattanshaw Dadabhoy Scholarship" at G. S. M. College	4 per cent. Government Loan 1960-70	3,900	88 0	3,432.00
The Honorary Staff and Professors of the K. E. M. Hospital and G. S. M. College.	"Bahadurji Memorial Scholarship in Surgery" at G. S. M. College.	Do. do.	3,900	88 0	3,432.00
		3 per cent. Conversion Loan	2,100	93 7	1,962.19
		3 per cent. Municipal Debentures	100	Par	100.00
The Trustees of Dr. Choksy's Entertainment Fund.	Donation for endowing a Gold Medal called "Sir Nusserwanji Choksy Memorial Prize Medal" at G. S. M. College.	4 per cent. Government Loan 1960-70	100	Par	100.00
			200	97 5	194.62
			300	98 6	295.12
		3 per cent. Government Loan 1963-65	200	98 0	196.00
H. H. the Maharana Shri Sir Doulatasingji, K.C.I.E., Thakore Saheb of Limbdi.	Donation for awarding a gold medal and a miniature replica of the Challenge Cup.	3 per cent. Conversion Loan	1,900	93 7	1,775.31
Dr. Shirwalkar Memorial Fund Committee	"Dr. Shirwalkar, General Proficiency Scholarship and Medals" at G. S. M. College.	3 per cent. Conversion Loan 1946	6,000	Par	6,000.00
		Do. do.	3,000	Par	3,000.00
Mr. Dhungavri Rangildas Desai	Donation for endowing two prizes of Rs. 20 each to the Nurses of the K. E. M. Hospital.	4 per cent. Municipal Debentures	2,000	Par	2,000.00
		4 per cent. Bombay Port Trust Bonds 1913	1,000	Par	1,000.00
Dr. E. Moses	"Mrs. Abigail Elijah Moses Prize" at K. E. M. Hospital	3 per cent. Conversion Loan 1946	500	Par	500.00
		3 per cent. Conversion Loan 1946	100	101 0	101.00
		3 per cent. Conversion Loan 1946	1,000	Par	1,000.00
		4 per cent. Government Loan 1960-70	9,000	88 0	7,920.00
Messrs. Win and Co., Solicitors, on behalf of the executors of the will of the late Mr. Kassamji Ranchhodji Desai.	"Kassamji Ranchhodji Prize" at K. E. M. Hospital	3 per cent. Government Loan 1963-65	1,200	98 6	1,180.50
		3 per cent. Conversion Loan 1946	900	101 0	909.00
		3 per cent. Municipal Debentures	300	Par	300.00
Dr. H. D'Sa	Mrs. D'Sa Memorial Gold Medal at G. S. M. College	3 per cent. Conversion Loan 1946	500	Par	500.00
Mrs. Luxmibai Kane	Dr. G. W. Kane Memorial Gold Medal at G. S. M. College	4 per cent. Bombay Port Trust Debentures	3,000	Par	3,000.00
Mr. N. Dhume	Narayan Dhume Prize at G. S. M. College	3 per cent. Conversion Loan 1946	1,200	101 0	1,212.00
Mr. Parmanand Krishnarao Rele	Dakurnath Krishnarao Rele Prize	3 per cent. Conversion Loan 1946	1,000	Par	1,000.00
Prof. Khanolkar Farewell Fund Committee	Prof. V. R. Khanolkar Prizes	3 per cent. Conversion Loan 1946	500	101 0	505.00
Dr. P. T. Patel Memorial Fund Committee	Dr. P. T. Patel Entrance Scholarship at G. S. M. College	3 per cent. Conversion Loan 1946	5,700	Par	5,700.00
		Do.	1,900	Par	1,900.00
		Do.	5,200	Par	5,200.00
		Do.	100	Par	100.00
Seth G. S. M. College & K. E. M. Hospital Staff Farewell Fund Committee.	Dr. P. T. Patel Prize at G. S. M. College	Do.	3,100	Par	3,100.00
	The Seth G. S. M. College and K. E. M. Hospital Staff Fund for awarding prizes and making grants for attending Medical & Scientific conferences etc.	Do.	9,400	Par	9,400.00
		Do.	1,700	Par	1,700.00
			2,100	Par	2,100.00
Dr. R. N. Cooper.	Jangoo Shavaksha Marzban Prize	Do.	9,000	Par	9,000.00
Dr. R. N. Cooper.	Bai Banoobai Nusserwanji Cooper Prize	Do.	1,900	Par	1,900.00
Lakdawala Sisters	Mrs. Soomai Bapuji Cama Prizes	Do.	500	Par	500.00
Dr. Padshah Memorial Committee	Dr. Padshah Research Scholarship	Do.	34,000	Par	34,000.00
Mr. V. H. Hazrat	Miss. Manorama Hazrat Memorial Prize	Do.	1,900	Par	1,900.00
Dr. R. V. Phansalkar	Vasant Phansalkar Memorial Prize	Do.	1,600	Par	1,600.00
Dr. K. W. Dani	K. W. Dani Scholarship at G. S. M. College.	Do.	1,000	Par	1,000.00
Scholarships—Total, Carried over Rs. ...			1,50,700		1,45,162.74

Appendix 16-C—(Contd.)

Name of donor.	Object for which the endowment is given.	Particulars of Securities.	Face value.	Rate per cent.	Book value.
			Rs.	Rs. a.	Rs. nP.
		Brought forward Rs.	1,50,700		1,45,162.74
Dr. A. L. Nair	Dr. A. L. Nair Memorial Scholarship and Prize Distribution Fund" at T. N. M. College	3 per cent. Conversion Loan 1946	7,300	Par	7,300.00
Master Vishwanath Narayan Sambhoo and Dr. N. V. Ajinkya.	"Master Vishwanath Narayan Sambhoo Scholarship and Dr. N. V. Ajinkya's Silver Medal" at T. N. M. College	Do.	3,200	Par	3,200.00
Dr. V. G. Rele	"Dr. V. G. Rele Gold Medal" at T. N. M. College.	Do.	3,400	Par	3,400.00
Dr. D. B. Pandya	"Dr. D. B. Pandya's Prize in Books" at T. N. M. College.	Do.	1,000	Par	1,000.00
Dr. H. A. Maniar	"Dr. H. A. Maniar Gold Medal" at T. N. M. College	Do.	1,000	Par	1,000.00
Shankarsheth Family	For maintenance of a bed at B. Y. L. Nair Hospital	Do.	30,500	Par	30,500.00
Dr. P. C. Bharucha	"For the library at G. S. M. College"	3 1/4 per cent. Bombay Municipal Debentures	99,000	100-8	99,495.00
Dr. Bacha Memorial Fund	"For purchase of books and journals for the library at G. S. M. College	3 per cent. Conversion Loan 1946	25,000	Par	25,000.00
Dr. N. A. Purandare Prize	"Dr. N. A. Purandare Prize in midwifery and Gynaecology"	Do.	100	Par	100.00
		4 per cent. B. I. T. Debentures	1,000	Par	1,000.00
		4 per cent. Municipal Debentures	3,500	Par	3,500.00
Dr. Dudha	Dudha Memorial Fund	3 per cent. Conversion Loan 1946	1,600	99-8	1,592.00
Dr. D. D. Sathe	D. D. Sathe Prize in Anatomy	3 per cent. Conversion Loan 1946	1,000	99-8	995.00
Dr. Miss. S. R. Malyankar	Miss. S. R. Malyankar Prize	3 per cent. Conversion Loan 1946	300	99-10	298.87
M. M. Parab	M. M. Parab Endowment Prize	4% Municipal Debentures	4,400	Par	4,400.00
The President T.N.M. College Students' Gathering Committee.	Mahatma Gandhi Memorial Fund.	3% Conversion Loan 1946	1,400	98-7	1,378.12
Dr. A. E. D'Sa	The Clemantina Desa Scholarship	3% Conversion Loan 1946	10,000	97-3	9,718.75
Dr. P. F. Soonawala	Dr. Soonawala gold medal in medicine	Do.	4,000	97-6	3,895.00
Dr. S. B. Parchure	Dr. Parchure prize	3% Conversion Loan 1946	3,000	97-6	2,921.25
		Do.	2,500	Par	2,500.00
Dr. M.N. Billimoria	Dr. Manek Billimoria prize in Pathology	3% development Loan 1970-75	500	Do.	500.00
Dr. Variava	Dr. Variava Scholarship in Anatomy	3% Conversion Loan 1946	1,000	93	930.00
Shri Ladha Chapsai	Shri Ladha Chapsai Scholarship	Do.	16,100	92-15-6	14,967.97
Trustees of the Estate of the late Dr. Homi D Gandhi	Dr. Homi D. Gandhi Scholarship	Do.	3,500	81-2	2,839.37
Dr. G. P. Nair	Dr. G. P. Nair Scholarship for Embroyology	Do.	15,100	80-4	12,117.75
		Do.	600	81-2	486.75
		Do.	3,000	80-4	2,407.50
		Do.	10,000	Par	10,000.00
Smt. Shushila M. Desai	Donation for purchasing Journals on Aneathesia and of a library on Aneathesia.	4 per cent Municipal Debentures	1,500	100-4	1,503.75
Bombay Municipal Official Association	Donation from Municipal Official Association for awarding scholarships	Do.	10,000	99-4	9,925.00
		4% Bombay State Development Loan 1970	400	99-14	399.50
Dr. P. M. Mehta	Mrs. Chandangavri Punamchand Mohanlal Mehta Prize	3 1/2% Municipal Debentures	1,000	Par	1,000.00
She:h G. S. M. College out of Silver Jubilee fund	Kesarbai Kerkar Prize	4% Loan 1960-70.	1,500	94-4	1,413.75
Dr. J. N. Karande & Smt. G. N Karande	Prize in midwifery and Gynoecology	3% Conversion Loan 1946	3,500	Par	3,500.00
Smt Kamala R Dhayagude	Dr R. G. Dhayagude Prize	4% Bombay State Development Loan 1970	4,900	99-14	4,893.87
Dr. S. G. Vengsarkar Farewell Function Committee	Dr. S. G. Vengsarkar Farewell Fund Prize	3% Conversion Loan 1946	700	74-6	520.62
Dr. L. H. Hiranandani	Dr. L. Hiranandani Scholarships.	3% Conversion 1946	6,000	Par	6,000.00
Dr. B. N. Purandare	Dr. B. N. Purandare Medal	3% First Development Loan 1970-75.	1,000	Par	1,000.00
		4% Madras Loan 1967	500	Par	500.00
Staff and Students of K. E. M. Hospital and G. S. M. College	Dr. N. D. Patel Prize in Medicine, Dr. D. N. Patel Prize in Surgery, and Dr. N. D. Patel Lectures	4% B. I. T. Debentures 1973	11,000	97.20	10,692.00
Dr. A. S. Paranjape Dr. G. M. Phadke	For purchase of Journals in Marathi	Do.	1,000	Do.	972.00
		Scholarship, Total Rs.	4,46,700		4,34,926.56
		Carried forward Rs.	4,46,700		4,34,926.56

**Appendix No. 16-C—(Concluded.)**

Name of donor.	Object for which the endowment is given.	Particulars of Securities.	Face value. Rs.	Rate per cent. Rs. a.	Book value. Rs. nP.	
		Brought over Rs. ...	4,46,700		4,34,926.56	
Messrs. Ardeshir Hormasji Dinshaw and Co., on behalf of the Advocate-General.	Donation for the grant of warm clothing to patients discharged from the K. E. M. Hospital out of interest realized on securities	<i>Clothing.</i>				
		3 per cent. Conversion Loan 1946. ...	10,000	Par	10,000.00	
		Do. do. ...	18,600	Par	18,600.00	
		Do. do. ...	2,000	Par	2,000.00	
		4 per cent. Government Loan 1960-70 ...	8,000	88 0	7,040.00	
		4 per cent. Government Loan 1960-70 ...	4,800	87 10	4,206.00	
		4 per cent. Government Loan 1960-70 ...	2,000	76 5	1,526.25	
		3 per cent. Loan 1963-65 ...	4,000	98 0	3,920.00	
		4 per cent. Bombay Improvement Trust Debentures ...	100	Par	100.00	
				Clothing, Total Rs. ...	49,500	
President, Dharmajirao Rokade Free Reading Room & Library	Donation for the Promotion of Education among the masses ...	3 per cent. Conversion Loan 1946. ...	900	Par	900.00	
				Education Total Rs. ...	900	
Mr. Mansukhlal Chhaganlal The Estate Agent, Bombay Improvement Trust on behalf of the staff. Mr. Mallooo Baloo	Donation towards the Poor Box Charity Fund at K. E. M. Hospital Donation towards the Poor Box Charity Fund	4 per cent. Government Loan 1960-70 ...	5,700	88 12	5,058.75	
		4 Do. do. 1960-70 ...	100	88 0	88.00	
Mr. Mallooo Baloo	Donation in memory of Bai Rajiabai Mallooo Yadav towards the Poor Box Charity Fund.	3 per cent. Municipal Debentures ...	1,000	Par	1,000.00	
				Poor Box Charity, Total Rs. ...	6,800	
Dean, K.E.M. Hospital and purchased out of accumulated interest on the Securities held in the fund	Donation out of Poor Box Charity Fund for a Convalescent Home	<i>Convalescent Home.</i>				
		3 per cent Conversion Loan 1946 ...	1,600	101	6,216.94	
		Do. do. ...	4,500	Par		
		Do. do. ...	100	100 15		
		4 per cent Government Loan 1960-70 ...	13,500	Par	14,490.50	
		Do. do. ...	500	92 8		
		Do. do. ...	600	88 0		
		4 Do. Bombay Port Trust Debentures ...	4,000	Par	4,000.00	
		4 Do. Bombay Improvement Trust Debentures ...	24,000	Do.	24,000.00	
		3 Do. do. do. ...	76,100	Do.	76,100.00	
		3½ Do. do. ...	5,600	Do.	5,600.00	
		3½ Do. Bombay Municipal Debentures ...	114,300	Do.	1,14,300.00	
4 Do. Bombay Municipal Debentures ...	1,29,100	Do.	1,29,100.00			
3½ Do. Bombay Municipal Debenture ...	800	Do.	800.00			
4½ Do. do. do. ...	75,000	Do.	75,000.00			
4 Do. do. do. ...	700	99 8	696.50			
		Convalescent Home, Total Rs. ...	4,50,400		4,50,303.94	
Seth Shantilal Mathurades Parikh	Endowment for the maintenance of a Blood Bank (out of Rs. 1 lac donated for construction and maintenance of Blood Bank.)	3 per cent. Conversion Loan, 1946 ...	38,600	Par	38,600.00	
				Total Amount in Securities Rs. ...	9,92,900	9,78,269.50
				Cash held with the State Bank of India Rs. ...	...	*146.75
		Grand Total Rs. ...	...		9,78,416.25	

G. V. DAMLE,  
Chief Accountant.

\* Cash Balance is in respect of Convalescent Home.

M. G. PIMPULKAR,  
Municipal Commissioner.

Statement showing the Quantity and Value of Several Articles upon which Town duty was Levied during 1959-60 under Sec. 192 (1) of the Bombay Municipal Corporation Act of 1888.

Main table with columns for various goods (e.g., Flour, Wines and Spirits, Beer, Sugar, Ghee, etc.) and rows for months from April 1959 to March 1960. Includes sub-sections for 'Duty collected by P.T.', 'Duty collected by Central Railway', 'Duty collected by Western Railway', 'Duty collected by E. & T. D. O.', and 'Duty collected by Central Excise'.

Summary table showing 'Total collection of Town Duty for 1959-60', 'Add - Outstanding balance on 31st March 1959', and 'Deduct - Outstanding balance on 31st March 1960'. Includes a small table for 'Months' and 'Total' for various categories.

G. V. DAMLE, Chief Accountant.

M. G. PIMPUTKAR, Municipal Commissioner.

Income of the Bombay Municipal Corporation from the year

Year.	Valuation.	House Rate.	TAXATION PROPER								Fire Rate.
			General Tax.	Wheel Tax and Tolls.	Licences for Trades, Land Conveyances, Music, etc.	Town Duties.	Cotton Duty.	Liquor Licences.	Tobacco Licences.		
	Rs. Gross Valuation.	Consolidated Rate.	Rs. Rate.	Rs.	Rs.	Rs.	Rs.	Rs.	Rs.		
1932-33	14,41,33,953	@ 11%	1,20,42,747	10,70,340	1,71,385	11,27,188	8,28,856	1,43,750	3,50,771	@ 1%	
1933-34	14,32,51,802	Do.	1,22,45,281	10,57,393	1,69,759	14,02,738	8,86,189	1,43,750	2,54,247	Do.	
1934-35	14,54,15,785	@ 12%	1,33,68,984	11,46,683	1,78,149	13,87,977	*758	1,43,750	3,65,150	Do.	
1935-36	14,72,00,410	Do.	1,28,88,990	11,13,357	1,82,301	14,77,756		1,43,750	3,28,225	Do.	
1936-37	13,31,56,299	@ 11%	1,26,18,595	10,74,038	1,92,968	14,48,130		1,43,750	3,93,000	Do.	
1937-38	13,62,69,866	Do.	1,25,73,931	14,29,080	1,93,564	13,09,001		1,43,750	4,14,250	Do.	
1938-39	13,48,69,247	Do.	1,36,06,715	13,69,662	2,09,522	15,52,261		1,43,750	1,58,970	Do.	
1939-40	13,97,61,676	Do.	1,34,47,825	12,74,008	2,38,219	13,78,340				Do.	
1940-41	14,14,61,189	Do.	1,38,54,785	13,59,332	2,33,806	14,24,031				Do.	
1941-42	14,27,65,826	Do.	1,39,20,308	14,70,207	2,33,096	18,48,316				Do.	
1942-43	14,63,63,848	Do.	1,47,94,959	18,14,308	2,32,983	14,82,649				Do.	
1943-44	15,93,54,514	Do.	1,53,51,010	16,46,989	2,57,465	16,17,662				Do.	
1944-45	16,00,98,370	Do.	1,59,44,469	17,58,787	2,62,101	19,40,054				Do.	
1945-46	16,71,69,555	@ 12%	1,83,61,824	18,75,449	2,74,845	20,95,634				Do.	
1946-47	17,14,40,860	@ 14%	2,14,07,728	19,39,863	2,68,634	16,18,470				Do.	
1947-48	17,78,96,754	@ 14%	2,29,65,301	23,39,246	6,07,008	87,75,728				Do.	
1948-49	19,38,46,730	@ 14%	2,37,30,441	25,30,685	8,67,342	62,21,527				Do.	
1950-51	20,17,48,106	@ 14%	2,50,40,901	30,89,445	10,58,763	68,81,140				Do.	
1949-50	20,35,42,407	@ 14%	2,61,90,737	38,80,736	10,26,568	67,62,787				Do.	
1951-52	21,00,54,130	@ 14%	2,57,58,248	40,69,323	10,05,160	68,51,335				Do.	
1952-53	21,99,08,994	@ 17%	3,22,51,699	41,08,243	11,31,060	69,92,348				Do.	
1953-54	23,43,85,349	@ 17%	3,45,17,803	41,37,987	10,90,664	72,96,373				Do.	
1954-55	24,98,47,735	@ 17%	3,47,17,755	40,89,102	10,81,128	74,56,026				Do.	
1955-56	25,20,61,126	@ 17%	3,81,49,844	41,77,754	10,43,806	88,11,375				Do.	
1956-57	25,74,42,662	@ 17%	3,87,62,716	44,69,345	12,36,377	91,34,942				Do.	
1957-58	...	@ 17%	4,10,61,749	45,42,764	12,91,292	90,69,545				Do.	
1958-59	...	...	4,01,61,279	46,76,066	12,61,138	91,76,288				Do.	
1959-60	...	...	4,58,95,178	51,21,555	14,02,285	1,06,53,008				Do.	

\* Abolished with effect from 1-4-1934.  
 † As per S. C. R. No. 645, dated the 3rd October 1935

G. V. DAMLE,  
 Chief Accountant.

Appendix

Expenditure of the Bombay Municipal Corporation

Year.	General Superintendence.	Assessment and Collection.	Fire Brigade.	Public Works (Engineering) Department.	Public Health Department.	General Stores.	Pensions and Gratitudes and Provident Fund.	Education.	Medical Relief.	Debt.	Contribution to Budget D	Contribution to Budget 'F.'
1932-33	3,85,083	4,66,482	3,02,499	55,88,550	31,25,898	62,292	8,16,812	32,45,592	17,13,017	1,33,53,226	Rs.	Rs.
1933-34	3,77,708	4,58,593	2,69,016	53,90,313	29,83,376	61,293	9,48,829	32,30,720	16,56,005	1,32,22,310	...	...
1934-35	3,12,069	4,53,999	2,94,402	50,68,619	29,08,983	62,330	9,85,621	32,02,997	16,48,684	1,25,93,943	...	...
1935-36	4,57,885	6,21,859	3,31,127	51,72,046	28,31,750	75,535	10,01,238	32,11,219	16,85,887	1,21,43,455	...	...
1936-37	4,73,635	6,35,879	3,56,413	53,03,448	28,66,924	76,752	10,58,470	33,86,264	17,96,734	1,19,45,222	...	...
1937-38	4,71,811	6,28,592	4,16,289	58,01,823	29,68,240	73,772	9,34,532	35,06,561	19,15,745	1,20,46,808	...	...
1938-39	5,23,131	6,58,051	3,40,593	59,84,010	29,85,995	74,450	11,70,589	36,44,231	19,51,873	1,21,88,098	...	...
1939-40	5,03,569	6,71,512	3,45,411	61,16,547	31,69,113	75,741	12,08,364	38,33,790	20,72,534	1,23,36,073	...	...
1940-41	5,17,249	7,50,916	3,36,242	63,91,043	32,92,424	73,870	12,47,477	41,76,076	21,11,929	1,24,94,111	...	...
1941-42	5,11,192	7,62,592	3,39,989	62,17,370	31,75,222	75,905	12,73,507	41,55,226	19,34,992	1,26,83,919	...	...
1942-43	5,29,154	7,71,691	3,30,152	60,10,818	32,21,516	76,290	12,74,070	42,41,771	20,62,631	1,25,66,415	...	...
1943-44	5,61,389	7,84,471	3,39,551	63,23,562	35,01,906	76,435	13,19,918	47,57,820	23,58,896	1,24,57,713	...	...
1944-45	5,79,837	7,88,907	3,47,768	69,55,431	35,55,521	83,096	13,58,305	53,85,510	24,14,403	1,24,88,638	...	...
1945-46	5,58,655	8,06,728	3,96,054	77,91,051	37,34,719	84,367	14,77,878	61,20,008	28,34,880	1,24,41,110	...	...
1946-47	7,72,645	8,81,317	5,38,505	78,41,842	50,26,744	1,03,181	18,43,104	70,60,722	27,40,313	1,23,57,002	...	...
1947-48	10,16,124	11,45,857	6,43,478	86,18,307	61,66,675	1,16,263	21,56,182	85,33,534	36,65,010	1,26,83,239	...	...
1948-49	10,95,735	12,54,802	8,85,966	1,28,97,027	69,45,720	1,25,330	21,99,272	99,67,434	48,01,853	1,31,19,033	...	...
1949-50	13,12,774	13,16,860	7,10,044	1,12,54,092	73,64,702	1,29,606	21,44,468	97,69,199	54,94,644	1,31,81,895	...	...
1950-51	13,67,713	12,97,943	7,42,700	1,23,13,134	79,44,516	1,38,794	23,26,943	1,02,85,106	63,36,012	1,39,45,162	...	...
1951-52	13,88,149	13,03,440	7,72,330	1,21,61,117	73,42,667	1,37,804	24,36,332	1,13,69,469	71,09,191	1,57,26,528	10,00,74	...
1952-53	14,90,681	13,78,895	7,82,425	87,05,404	1,11,48,484	1,59,425	23,39,377	90,35,823	78,65,585	1,88,48,872	12,96,071	...
1953-54	15,40,664	12,95,436	9,58,763	89,88,668	1,18,91,705	1,53,685	24,86,785	1,03,01,869	74,98,75	2,09,54,663	13,14,495	...
1954-55	15,34,067	13,25,447	8,67,343	92,46,554	1,18,50,858	1,61,900	27,48,996	1,09,57,542	80,30,490	2,14,72,356	13,71,000	...
1955-56	16,32,595	13,70,851	8,81,733	97,10,707	1,36,77,947	1,74,058	24,76,153	1,11,69,478	79,11,101	2,29,14,514	14,08,166	...
1956-57	17,20,090	12,85,012	8,81,528	93,12,430	1,27,50,662	1,77,305	29,64,102	1,21,37,857	91,53,056	2,63,65,234	16,87,867	...
1957-58	17,64,326	13,67,325	8,83,359	1,43,86,915	1,34,83,819	1,92,080	30,25,613	1,23,38,244	93,75,013	2,72,24,997	17,60,440	4,40,110
1958-59	22,81,832	18,35,176	11,58,928	1,63,65,781	2,07,15,438	2,93,878	29,07,609	1,43,53,212*	1,35,91,222	2,85,15,943	17,37,063	4,34,266
1959-60	27,01,918	20,08,899	12,21,264	1,69,42,780	2,08,02,105	2,86,175	52,20,628	1,39,34,656	1,32,93,892	3,07,02,629	17,40,807	4,35,202

\* This comprises of contribution to wards Education Fund Rs. 1,19,79,319 and Expenditure on Secondary and higher Education Rs. 19,55,337.

G. V. DAMLE,  
 Chief Accountant.

No. 18.

1932-33 to the close of the Financial year 1959-60.

Fire Tax.	SERVICES RENDERED.				MISCELLANEOUS.	Transfer from B.E.S.T. Fund.	Transfer from Post war reconstruction Fund	Total Income	Year.	Population by Census.	Incidence of Taxation per head of population.	Five year average annual income.
	Total Taxation Proper.	Halal-khore Tax.	Water Tax.	Total services rendered.								
Rs.	Rs.	Rs.	Rs.	Rs.	Rs.	Rs.	Rs.	Rs.			Rs. a. p.	Rs.
5,48,757	1,62,83,794	30,78,239	63,86,907	94,65,146	42,53,441			3,00,02,381	1932-33	1,161,383	22 2 9	3,15,57,228
5,56,824	1,67,16,181	30,88,965	62,98,417	93,87,382	53,12,408			3,14,15,971	1933-34		22 7 7	
5,58,891	1,71,50,342	31,48,555	63,27,589	94,76,144	53,06,620			3,19,33,106	1934-5		22 14 10	
5,37,641	1,66,72,020	30,08,828	67,05,265	97,14,093	59,90,340			3,23,76,453	1935-36		22 11 6	
5,68,933	1,64,39,414	32,10,543	70,15,634	1,02,26,177	53,92,638			3,20,58,229	1936-37		22 15 4	
5,72,309	1,66,35,885	33,39,105	75,14,123	1,68,53,228	55,27,305			3,30,16,418	1937-38		23 10 8	
6,18,808	1,76,59,688	36,26,492	77,89,976	1,14,10,468	56,97,119			3,47,67,275	1938-39		25 0 6	
6,12,659	1,69,51,051	36,93,912	80,70,695	1,17,64,607	59,40,443			3,46,56,101	1939-40		24 11 7	
6,46,399	1,75,18,353	37,82,518	82,25,310	1,20,07,828	61,05,584			3,56,31,765	1940-41	1,489,883	19 13 2	
6,33,068	1,81,04,995	37,55,679	86,29,048	1,23,84,727	62,76,481			3,67,66,203	1941-42		20 7 5	
6,67,934	1,89,92,833	38,74,536	91,31,751	1,30,06,287	69,02,821			3,89,01,941	1942-43		21 7 8	
6,97,400	1,95,45,526	41,21,425	1,00,15,685	1,41,37,110	67,40,897			4,03,98,533	1943-44		22 9 9	
7,24,083	2,06,29,494	43,02,628	1,10,25,653	1,53,28,281	70,19,641			4,29,77,616	1944-45		24 2 2	
7,68,451	2,33,76,203	46,58,271	1,26,78,923	1,73,37,194	80,24,055			4,87,37,452	1945-46		27 5 3	
7,69,020	2,60,03,715	48,03,155	1,47,74,520	1,95,77,675	81,00,024			5,36,81,414	1946-47		30 9 6	
8,45,384	3,55,32,667	48,54,811	1,34,81,288	1,83,36,099	1,23,00,476		8,36,638	6,70,05,880	1947-48		35 2 6	
12,31,631	3,45,81,626	50,63,233	1,32,65,684	1,83,28,917	1,50,87,663	5,00,000	28,88,151	7,13,86,357	1948-49		35 8 1	
13,32,735	3,74,02,984	55,75,898	1,41,06,712	1,96,82,610	1,03,43,435	10,83,533	19,69,564	7,04,82,128	1949-50		33 5 1	
14,11,578	3,92,72,406	50,55,599	1,34,20,811	1,84,76,410	1,23,40,799	11,18,325	7,75,700	7,19,83,640	1950-51	23,25,945	24 13 3	
14,96,233	3,91,80,299	58,12,908	1,60,59,149	2,18,72,057	1,27,92,801	25,75,611	7,29,946	7,71,50,714	1951-52		26 6 2	
14,86,108	4,59,69,458	61,20,440	1,75,90,901	2,37,11,341	1,20,25,294	28,75,682		8,45,81,775	1952-53		30 4 1	
15,45,199	4,85,88,026	62,75,274	1,80,65,142	2,43,40,416	1,17,75,509	31,10,914		8,78,14,865	1953-54		31 8 10	
15,43,237	4,88,87,248	64,56,217	1,92,97,892	2,55,54,109	1,40,17,924	34,39,824		9,18,99,105	1954-55		32 2 11	
61,87,488	5,38,70,266	70,19,589	2,19,70,117	2,89,98,706	1,36,05,309	37,54,670		10,07,28,952	1955-56	23,29,020	37 3 5	
16,10,644	5,53,14,024	72,46,082	2,35,65,451	3,08,11,503	1,46,61,376	40,20,110		10,48,07,013	1955-57		Re. nP.	
18,13,946	5,77,79,296	73,79,744	2,53,22,808	3,27,02,552	1,50,56,142	40,36,488		10,95,74,478	1957-58		39 19	
17,79,054	5,70,53,825	81,57,778	2,47,73,832	3,29,31,610	1,69,19,335	40,30,856		11,09,35,626	1958-59			
18,47,036	6,49,19,062	87,55,141	3,04,22,581	3,91,77,722	1,88,40,497	40,10,782		12,69,48,063	1959-60			

M. G. PIMPUTKAR.

Municipal Commissioner

No. 19.

from the year 1932-33 to the close of the financial year 1959-60.

Contribution to Fines fund.	Contribution to Improvements Schemes.	Public Gardens.	Measures for Civil Defence.	Dearness Allowances.	Epidemics including disinfection charges.	Slum Service.	Works Carried out of Post War Reconstruction Fund.	Miscellaneous.	Total.	Year.	Five Year Average annual expenditure
Rs.	Rs.	Rs.	Rs.	Rs.	Rs.	Rs.	Rs.	Rs.	Rs.		Rs.
	23,52,242	1,57,884			65,982			5,33,558	3,21,69,117	1932-33	3,19,13,361
(a)	32,84,740	1,57,141			67,759			4,43,796	3,25,51,599	1933-34	
	33,39,680	1,45,748			69,968			5,32,016	3,16,19,059	1934-35	
	33,42,690	1,34,179			69,060			2,15,609	3,12,97,539	1935-36	
	32,22,391	1,35,584			64,436	4,14,500		1,92,837	3,19,29,489	1936-37	
	34,40,225	1,35,807			71,497			3,36,482	3,27,48,184	1937-38	
	34,29,454	1,56,149			73,545			3,04,181	3,34,84,350	1938-39	
	37,11,006	1,76,458		57,522	89,031			3,77,367	3,47,44,038	1939-40	
	35,73,077	1,78,329		2,98,560	73,624			4,03,477	3,59,18,406	1940-41	
	36,88,945	1,65,322		3,08,010	74,621			5,54,709	3,59,21,521	1941-42	
(b)	24,69,485	1,67,090	11,55,548	9,72,830	62,514			5,53,473	3,64,65,448	1942-43	
(c)	26,26,997	1,95,468	3,81,622	24,45,180	99,097			8,66,424	3,90,96,449	1943-44	
	27,26,785	2,33,365	69,936	34,60,430	94,086			7,53,269	4,12,95,287	1944-45	
	28,36,497	2,29,733	1,43,407	42,86,690	92,223			54,79,001	4,93,13,002	1945-46	
	9,99,589	2,50,306	Cr. 23,189	57,43,782	97,661			29,58,806	5,11,92,330	1946-47	
	29,96,319	2,86,817	68,079	66,91,158	1,50,771		3,69,003	13,05,858	5,66,12,674	1947-48	
	31,71,923	3,80,474		96,31,083	2,83,234		4,33,714	16,86,538	6,88,79,228	1948-49	
	32,91,464	4,34,262		1,08,87,908	3,32,234		19,57,718	14,40,408	7,10,22,278	1919-50	
	34,63,721	4,68,788		1,12,58,978	4,47,034		10,90,323	14,05,868	7,48,32,735	1950-51	
	36,28,232	4,99,873		1,10,21,951	4,59,660		5,04,689	24,18,493	7,92,79,925	1951-52	
	35,83,626	5,37,053		1,16,76,644	3,83,795		2,97,973	28,00,525	8,22,85,661	1952-53	
	36,99,386	5,90,432		1,15,47,541	7,09,299		2,520	20,72,202	8,60,06,843	1953-54	
	39,62,054	5,56,801		1,15,96,868	7,33,453			18,52,738	8,82,68,562	1954-55	
	39,88,977	5,69,334		1,19,96,865	7,46,382			24,89,013	9,31,17,884	1955-56	
	43,75,170	5,99,972		1,21,37,388	7,74,425			29,33,049	9,92,07,147	1956-57	
	44,52,856	5,72,127		1,24,89,414	8,38,297			26,59,123	10,72,54,063	1957-58	
	46,04,236	8,55,521			11,92,434			13,80,462	11,23,28,001	1958-59	
1,16,254	47,44,009	9,32,770	Nil		11,94,445			10,77,679	11,75,56,112	1959-60	

\* D. A. included under Establishment charges as per S.C.R. No. 1870/7-11-58 C.R. No. 1714/9-3-59.

(a) Include Rs. 10,94,913 on account of increased contribution payable towards Improvement Schemes due to the amalgamation of the City Improvement Trust with the Municipality with effect from 1-10-1938 under Bombay Act XIII of 1933.

(b) The contribution is reduced by Bombay Act No. XVI of 1942

M. G. PIMPUTKAR,

Municipal Commissioner.



## Appendix No. 20.

Contrasted Statement of income and Expenditure of the Bombay Municipal Corporation  
from 1932-33 to 1959-60.

Year.	Income.	Expenditure.	DIFFERENCE	
			Surplus	Deficit.
	Rs.	Rs.	Rs.	Rs.
1932-1933	3,00,02,381	3,21,69,117	...	21,66,735
1933-1934	3,14,15,971	3,25,51,599	...	11,35,628
1934-1935	3,19,33,106	3,16,19,059	3,14,047	...
1935-1936	3,23,76,453	3,12,97,539	10,78,914	...
1936-1937	3,20,58,229	3,19,29,489	1,28,740	...
1937-1938	3,30,16,418	3,27,48,184	2,68,234	...
1938-1939	3,47,67,275	3,34,84,350	12,82,925	...
1939-1940	3,46,56,101	3,47,44,038	...	87,937
1940-1941	3,56,31,765	3,59,18,406	...	86,641
1941-1942	3,67,66,203	3,59,21,521	8,44,682	...
1942-1943	3,89,01,941	3,64,65,448	24,36,493	...
1943-1944	4,03,98,533	3,90,96,449	13,02,084	...
1944-1945	4,29,77,616	4,12,95,287	16,82,329	...
1945-1946	4,87,37,452	4,93,13,002	...	5,75,550
1946-1947	5,36,81,414	5,11,92,330	24,89,084	...
1947-1948	† 6,70,05,880	†† 5,66,12,674	1,03,93,206	...
1948-1949	(a) 7,13,86,357	(b) 6,88,79,228	25,07,129	...
1949-1950	(c) 7,04,82,128	(d) 7,10,22,278	...	5,40,150
1950-1951	(e) 7,19,83,640	(f) 7,48,32,735	...	28,49,095
1951-1952	(g) 7,71,50,714	(h) 7,92,79,925	...	21,29,211
1952-1953	8,45,81,775	(i) 8,22,85,661	22,96,114	...
1953-1954	8,78,14,865	(j) 8,60,06,843	18,08,023	...
1954-1955	9,18,99,105	8,82,68,562	36,30,543	...
1955-1956	10,02,28,952	9,31,17,884	71,11,068	...
1956-1957	10,48,07,013	9,92,07,147	55,99,866	...
1957-1958	10,95,74,478	10,72,54,063	23,20,415	...
1958-1959	11,09,35,626	11,23,28,001	...	13,92,375
1959-1960	12,69,48,063	11,75,56,112	93,91,951	...

† Includes (i) Transfer from P. W. R. Fund Rs. 8,36,638

(ii) Grant-in-aid from Government Rs. 30,00,000

†† Includes expenditure of Rs. 3,69,003 incurred on works carried out of P. W. R. Fund.

(a) Includes (i) Transfer from P. W. R. Fund Rs. 28,88,151

(ii) Grant-in-aid from Government Rs. 50,00,000

(b) Includes expenditure of Rs. 4,33,714 incurred on works carried out of P. W. R. Fund.

(c) Includes (i) Transfer from P. W. R. Fund Rs. 19,69,564.

(d) Includes expenditure of Rs. 19,57,718 incurred on works carried out of P. W. R. Fund.

(e) Includes Transfer from P. W. R. Fund Rs. 7,75,700.

(f) Includes expenditure of Rs. 10,90,323 on works carried out of the amount transferred out of the P. W. R. Fund.

(g) Includes transfer from P. W. R. Fund Rs. 7,29,946.

(h) Includes expenditure of Rs. 5,04,689, on works carried out of the amount transferred out of the P. W. R. Fund.

(i) Includes expenditure of Rs. 2,97,973, on works carried out of the amount transferred out of P. W. R. Fund.

(j) " " " 2,520 Do.

G. V. DAMLE,  
Chief Accountant.

M. G. PIMPULKAR,  
Municipal Commissioner.

**Appendix No. 21**  
**IMPROVEMENT SCHEMES**  
*General Financial Statistics*

Particulars.	1955-56.	1956-57.	1957-58.	1958-59.	1959-60.
GENERAL ACCOUNT.	Rs.	Rs.	Rs.	Rs.	Rs.
<i>Receipts.</i>					
1. Land Revenue ...	68,60,623	68,68,254	67,23,578	67,22,086	69,78,058
2. Municipal contribution ...	39,88,977	43,75,171	44,52,856	46,04,236	47,44,009
3. Grant in-aid from Government ...	6,38,653	5,00,000	14,56,456	7,55,669	7,64,138
4. Miscellaneous ...	4,42,158	5,02,702	4,64,856	3,24,277	2,64,532
	1,19,30,411	1,22,46,127	1,30,97,746	1,24,06,268	1,27,50,737
<i>Expenditure.</i>					
5. Maintenance of Properties and Streets ...	48,30,632	51,83,646	47,84,527	48,22,918	49,15,645
6. Debt Charges ...	75,61,916	75,18,937	76,12,432	73,91,819	75,81,932
	1,23,92,548	1,27,02,583	1,23,96,959	1,24,14,737	1,24,97,577
8. Surplus (+) or Deficits (-) ...	-4,62,137	-4,56,456	+7,00,787	-8,469	+2,53,160
<i>Loans.</i>					
9. Debt outstanding ...	15,11,58,132	15,06,53,771	14,79,89,206	14,68,95,030	14,60,27,803
10. Redemption and Sinking Funds in hand or invested ...	5,79,78,807	6,11,49,259	6,28,30,609	6,60,53,565	6,46,01,642
11. Net Loan Debt ...	9,31,79,325	8,95,04,512	8,51,58,597	8,08,41,465	8,14,26,161

G. V. DAMLE,  
Chief Accountant.

M. G. PIMPUTKAR,  
Municipal Commissioner.

**Appendix No. 22**  
**IMPROVEMENT SCHEMES**  
*General Account for the year ending 31st March 1960*

Particulars.	Amount.	Particulars.	Amount.
	Rs.		Rs.
To Revenue expenditure as per Appendix No. 24 ...	1,24,97,577	By Revenue Receipts as per Appendix No. 23 ...	1,27,50,737
Balance being Surplus (for the year Transferred to Capital Account Balance Sheet) ...	2,53,160		...
<b>Total</b> ...	<b>1,27,50,737</b>	<b>Total</b> ...	<b>1,27,50,737</b>

**G. V. DAMLE,**  
*Chief Accountant.*

**M. G. PIMPUTKAR,**  
*Municipal Commissioner.*

**APPENDIX No. 22A**

**Improvement Scheme A/c. Slum Clearance A/c. City (General A/c.) for the year ending 31st March 1960.**

Particulars.	Amount.	Particulars.	Amount.
	Rs.		Rs.
To Revenue Expenditure ...	5,87,600	By Revenue Receipts under I rent and other proceeds and properties and under Interest and Profits on investments!	2,55,708 29,532
		Balance being deficit transferred to capital A/c Balance Sheet	2,85,240 3,02,360
	<b>5,87,600</b>	<b>Total</b> ...	<b>5,87,600</b>

**G. V. DAMLE,**  
*Chief Accountant.*

**M. G. PIMPUTKAR,**  
*Municipal Commissioner.*

**APPENDIX No. 22 B**

**Improvement Schemes Account Slum Clearance Account Suburbs (General Account) for the year ending 31st March 1960.**

Particulars.	Amount.	Particulars.	Amount.
	Rs.		Rs.
To Revenue Expenditure ...	Nil.	By Revenue receipts as contribution from Budget—'D' under interest & profits on investments ...	47,831
Balance being surplus for the year transferred to Capital Account Balance Sheet	47,831		
	<b>47,831</b>	<b>Total</b> ...	<b>47,831</b>

**G. V. DAMLE,**  
*Chief Accountant.*

**M. G. PIMPUTKAR,**  
*Municipal Commissioner.*

**Appendix No. 23**  
**IMPROVEMENT SCHEMES**  
**GENERAL ACCOUNT**  
**INCOME**

*Statement showing the Net Receipts during the Financial year 1959-60 from all sources as contrasted with the Original Budget Estimate.*

Particulars.	Budget Estimate for 1959-60.	Revised Estimate for 1959-60.	Actuals for 1959-60.	Actuals for 1958-59.	Compared with the Original Estimate	
					More.	Less
1	2	3	5	4	6	7
	Rs.	Rs.	Rs.	Rs.	Rs.	Rs.
<b>I.—RENTS AND OTHER PROCEEDS OF PROPERTIES—</b>						
(1) Lands comprised in Schedule W	5,92,228	6,00,000	6,35,406	5,74,755	43,178	...
(2) Do. do. X	1,29,295	1,31,410	1,24,144	1,30,912	...	5,151
(3) Do. do. Y	1,06,972	1,07,131	1,09,174	1,03,199	2,202	...
(4) Do. do. Z	204	294	294	204	90	...
(5) Other Lands and Buildings	62,78,007	62,10,382	61,09,040	59,13,016	...	1,68,967
	71,06,706	70,49,217	69,78,058	67,22,086	45,470	1,74,118
<b>II.—Contribution from the Municipal Corporation under Section 125(2)(d) of the Municipal Act</b>	46,71,077	46,25,728	47,44,009	46,04,236	72,932	...
<b>III.—Grant in aid for meeting the deficit in the General Account</b>	9,99,731	7,64,138	7,64,138	7,55,669	...	2,35,593
<b>IV.—Interest and Profit on Investments</b>	4,00,000	1,20,350	1,94,846	2,86,404	...	2,05,154
<b>V.—Miscellaneous Receipts</b>	19,300	40,000	69,686	37,873	50,386	...
<b>Total Income</b>	1,31,96,814	1,25,99,433	1,27,50,737	1,24,06,268	1,68,788	6,14,865

G. V. DAMLE,  
Chief Accountant.

M. G. PIMPUTKAR,  
Municipal Commissioner.

**Appendix No. 24**  
**IMPROVEMENT SCHEMES**  
**GENERAL ACCOUNT**  
**EXPENDITURE**

*Statement showing the Actuals as compared with the Final Sanctioned Grants for 1959-60.*

Particulars.	Final grants sanctioned for expenditure during 1959-60.	Actuals for 1959-60	FINAL GRANTS COMPARED WITH THE ACTUALS		Actuals for 1958-59.
			Amount required to be renewed in 1960-61.	Savings.	
1	2	3	4	5	6
	Rs.	Rs.	Rs.	Rs.	Rs.
<b>A.—Maintenance of Properties and Streets.</b>					
(a) Maintenance of Properties—					
I—Lands comprised in Schedule W	1,93,175	1,51,960	11,173	30,042	1,73,843
II—Do. do. X	41,871	32,838	600	8,433	39,429
III—Do. do. Y	30,964	25,917	...	5,047	30,938
IV—Do. do. Z	59	59	...	...	95
V—Other Lands and Buildings—					
(1) Schemes	35,46,315	20,10,208	10,64,248	4,71,859	19,09,831
(2) Chawls Permanent	3,655,991	17,89,300	17,20,888	1,458,03	17,56,754
(3) S. P. Sheds	11,62,688	5,89,824	4,30,528	1,42,336	5,05,021
(4) Dormitory	80,811	22,766	28,010	30,035	13,240
VI—Preliminary expenses in connection with the preparation of plans & Estimates for building works	1,100	9	200	891	123
VII—Preliminary expenses (trial pits) in connection with the preparation of plans and estimates for construction works other than buildings, sewers, and S. W. Drains, etc.	2,100	...	100	2,000	...
(b) Maintenance of Streets	6,07,463	1,82,544	4,03,580	15,339	3,25,424
(c) Provident Pension etc charges.	1,36,937	1,10,220	...	2,6717	68,220
<b>Total A.</b>	94,59,474	49,15,645	36,65,327	8,78,502	††48,22,918
		††	+4,88,407	-4,88,407	
<b>B.—Cost of Management and Establishment.</b>					
(a) Corporation and Standing Committee	33,086	27,318	4,350	1,418	30,022
(b) Deputy Municipal Commissioner's Office Establishment	55,269	44,710	6,385	4,174	44,744
(c) Audit and Accounts Establishment	1,01,066	85,183	10,538	5,345	83,235
(d) Estates and Land Management Department	10,24,870	7,69,832	1,44,970	1,10,068	7,22,457
(e) City Engineer's Department	7,93,173	5,03,381	2,43,925	45,867	6,73,000
(f) General Stores	6,208	5,707	300	201	5,456
(g) Incidental Expenses	2,07,715	1,26,081	47,939	33,695	1,11,202
<b>Total B.</b>	22,21,387	15,62,212	4,58,407	2,00,768	16,70,116
<b>C.—Proportionate charge on account of Municipal Supervision</b>	5,86,607	4,52,925	30,000	1,03,682	4,01,016
<b>Total B and C</b>	28,07,994	20,15,137	4,88,407	3,04,450	20,71,132
<b>Deduct—</b>					
Charged to Capital Account	9,40,042	5,15,356	...	...	3,90,239
Charged to General Account for the current year	18,67,952	14,99,781	...	...	16,80,893
	28,07,994	20,15,137	...	...	20,71,132
<b>D.—Debt Charges.</b>					
I.—Interest on Loans	64,35,060	59,97,592	1,35,043	3,03,425	60,86,315
II.—Appropriation for reduction or avoidance of Debt	15,83,721	15,34,056	...	49,665	15,05,504
II I.—Discount and other Charges	2,50,000	50,284	2,000	1,97,716	...
<b>Total D.</b>	82,69,781	75,81,932	1,37,043	5,50,806	75,91,819
<b>Grand Total</b>	1,77,29,255	1,24,97,577	42,90,777	9,40,901	1,24,14,737

\* Rs. 4,88,407 represent expenditure on account of cost of Management and Establishment including Municipal Supervision to be allocated at the end of the year.

†† This includes Rs. 14,99,770 being the share of cost of Management and Establishment chargeable to General Account and Rs. 11 are provisionally debited to Sundries Advances, miscel. advances for want of balance under A—Maintenance.

G. V. DAMLE,  
Chief Accountant.

M. G. PIMPUTKAR,  
Municipal Commissioner.

**Appendix No. 25**  
**IMPROVEMENT SCHEMES**

**Balance Sheet—(Capital Account) as on 31st March 1960**

LIABILITIES	Rs.	nP.	ASSETS	Rs.	nP.	
<b>LOANS OUTSTANDING—</b>			<b>Block Account—</b>			
(Vide details as shown in Appendix No. 29) ...	14,60,27,802	55	Property and Assets at original cost as per Appendix No. 26 ...	23,20,33,674	27	
Book value of lands comprised in Schedules "W" and "X" ...	47,58,490	00	Book value of lands comprised in Schedules "W" and "X" as per Appendix No. 27 (Section 91A of the Municipal Act) ...	47,58,490	00	
<b>SURPLUS—</b>						
<b>Extraordinary receipts—</b>						
Investment Reserve Fund ...	69,88,221	58				
Amenities Fund ...	1,70,530	67				
Rent Equalisation Fund ...	5,11,601	65				
Transfer of Sinking Fund Accumulations in respect of Rs. 370 lakhs loan ...	25,07,830	00				
Special grants from the Government of India ...	54,00,000	00				
Premia on loan raised in 1935-36 ...	30,000	00				
Grant-in-Aid from Government of Bombay for part expenditure of Acquisition of Land ...	5,00,000	00				
<b>Sale proceeds of Lands and Buildings—</b>						
Sale proceeds up to 31st March 1959 ...	7,16,80,066	73				
Sale proceeds during 1959-60 ...	29,92,064	45				
	7,46,72,131	18				
<b>Sinking Fund on Loans</b>	6,46,01,641	60				
<b>Loans Redemption Fund</b>	2,74,82,686	51				
	18,28,64,643	19				
<b>Deduct—</b>						
<b>Revenue Deficits—</b>						
Deficits upto 31st March 1959 ...	2,08,36,303	51				
Surplus during 1959-60 ...	2,53,159	43				
	2,05,83,144	08				
	16,22,81,499	11				
<b>Total Rs. ...</b>	<b>31,30,67,791</b>	<b>66</b>				
			<b>INVESTMENT RESERVE FUND—**</b>			
			In Securities—	2,41,200	2,36,935 72	
			In Cash and fixed deposits	67,51,285	86	
			Amenities Fund**		69,88,221 58	
			In Securities	1,10,600	1,11,091 69	
			In Cash and fixed deposits	59,438	98	
			Rent Equalisation Fund**		1,70,530 67	
			In Securities	3,31,900	3,33,375 62	
			In Cash	1,78,226	03	
					5,11,601 65	
			<b>SINKING FUND—</b>			
			As per Appendix No. 28			
			In Securities and Cash		6,46,01,641 60	
			<b>CAPITAL FUNDS—</b>			
			In Securities—			
				Face Value	Rate %	Actual cost.
				Rs.		Rs. nP.
			4% Bombay Municipal Debentures ...	76,700	Par	76,700 00
			4 per cent. Bombay Improvement Trust Debentures...	200	"	200 00
			3½ per cent. Bombay Municipal Debentures ...	3,03,500	Par	3,03,500 00
			3½% Do. Do.	1,00,900	Par	1,00,900 00
			3½% Do. Do.	50,000	99-8-0	49,750 00
			3½% Do. Do.	1,91,000	85-14-0	164,021 25
			3% Do. Do.	1,20,300	Per	1,20,300 00
			3 Per cent. Loan 1963-65	38,800	98-0-0	38,024 00
			3 per cent. Conversion Loan 1946	2,72,600	101-0-0	6,07,968-06
			Do. Do.	3,17,100	100-15-0	
			Do. Do.	300	Par	
			Do. Do.	12,300	99-12-0	89,366 06
			23% Govt. Loan 76	1,08,900	82-1-0	
				15,92,600		15,50,729-45
			In Cash fixed and call deposits	24,52,902-44		40,03,631-89
<b>Total Rs. ...</b>	<b>31,30,67,791</b>	<b>66</b>	<b>Total Rs. ...</b>	<b>31,30,67,791</b>	<b>66</b>	

\* For Face, Book and Market Values of Securities held in the Sinking Funds on 31st March 1960, please see Appendix No. 30.

† Against this, there is a liability to the extent of Rs. 42,90,777 on account of outstanding charges for 1959-60 and previous years payable in the year 1960-61.

\*\* For Face, Book and Market Values of Securities held in these Funds on 31st March 1960, please see Appendix No. 16.

G. V. DAMLE,  
Chief Accountant.

M. G. PIMPUTKAR,  
Municipal Commissioner.

## Appendix No. 25. A

## IMPROVEMENTS SCHEMES

Slum Clearance (City)

Balance Sheet Capital Account as on 31st March 1960.

LIABILITIES.		Rs.	nP.	ASSETS.		Rs.	nP.
<b>LOANS OUTSTANDING—</b>				<b>BLOCK ACCOUNT</b>			
(Vide details as shown in Appendix No. 29A)		86,43,000.00		Property and Assets at original cost as per Appendix No. 26A		68,57,415.05	
Subsidy from Govt.		8,53,200.00		Sinking Fund as per Appendix No. 28A		2,03,703.12	
Sale proceeds etc.		970.00		<b>CAPITAL FUNDS—</b>			
Sinking Fund on Loans		2,03,703.12		In Securities: Face Value Rate. Actual Cost.			
		97,00,873.12		Rs. Rs. nP.			
<b>Deduct—</b>				4 per cent. Municipal Debentures		86,400 Par 86,400.00	
Deficit upto 31st March 1959		51,135.87		3 per cent. Municipal Debenture		3,09,000 Par 3,09,000.00	
Add—Deficit during 1959-60		3,02,359.35		In Cash call and fixed deposits		18,90,859.73	22,86,259.73
		3,53,495.22					
<b>Total Rs.</b>		<b>93,47,377.90</b>		<b>Total Rs.</b>		<b>93,47,377.90</b>	

G. V. DAMLE,  
Chief Accountant.M. G. PIMPUTKAR,  
Municipal Commissioner.

## Appendix No. 25 B.

## IMPROVEMENTS SCHEMES

Slum Clearance Suburbs.

Balance sheet Capital Account as on 31st March 1960.

LIABILITIES.		Rs.	nP.	ASSETS.		Rs.	nP.
Surplus transferred from General A/c. (inclusive of contribution from Budget D)		22,66,442.44		Block Account Property and Assets at original cost		5,30,849.19	
Add—Surplus during 1959-60		47,830.65		<b>CAPITAL FUND—</b>			
				Rs. Rs. nP.			
				In Cash and fixed deposits		17,83,423.90	17,83,423.90
<b>Total Rs.</b>		<b>23,14,273.09</b>		<b>Total Rs.</b>		<b>23,14,273.09</b>	

G. V. DAMLE,  
Chief Accountant.M. G. PIMPUTKAR,  
Municipal Commissioner.

## Appendix No. 26 IMPROVEMENT SCHEMES

*Block account showing details of Capital Expenditure upto 31st March 1960.*

Particulars.	Total Capital Expenditure upto 31st March 1959.	Expenditure during 1959-60.	Total Capital Expenditure upto 31st March 1960.	Particulars.	Total Capital Expenditure upto 31st March 1959.	Expenditure during 1959-60.	Total Capital Expenditure upto 31st March 1960.
	Rs.	Rs.	Rs.		Rs.	Rs.	Rs.
<b>CAPITAL ACCOUNT.</b>				<b>Brought over ...</b>			
<b>Improvement and Street Schemes—</b>				<b>Police Accommodation Schemes.</b>			
Schedule W Lands ...	13,45,571	...	13,45,571	No. 14 First Nagpada ...	84,450	...	84,450
Schedule X Lands ...	16,26,471	...	16,26,471	16 Wodehouse Road ...	3,22,667	...	3,22,667
Schedule Z Lands ...	8	...	8	17 Duncan Road ...	58,981	...	58,981
<b>Scheme No.</b>				18 Shepherd Road ...	36,223	...	36,223
1 First Nagpada ...	29,16,099	...	29,16,099	19 Agripada ...	1,79,120	...	1,79,120
2 Princess Street ...	85,08,865	...	85,08,865	23 Connaught Road ...	79,495	...	79,495
3 Sandhurst Road ...	1,16,02,375	...	1,16,02,375	24 Princess Street ...	2,65,953	...	2,65,953
4 Gamdevi ...	22,88,002	...	22,88,002	25 Gamdevi ...	1,29,407	...	1,29,407
5 Dadar-Matunga ...	1,00,53,122	...	1,00,53,122	34 Lamington Road ...	4,61,024	...	4,61,024
6 Sion-Matunga ...	1,39,04,468	6,23,619	1,45,28,087	35 Sandhurst Road West ...	1,46,104	...	1,46,104
7 Colaba Reclamation ...	4,78,538	...	4,78,538	39 Sandhurst Road East ...	7,58,893	...	7,58,893
8 Mandvi-Koliwada ...	26,52,501	...	26,52,501	40 Byculla ...	8,28,411	...	8,28,411
11 Agripada ...	3,127	...	3,127	44 Maharbaudi ...	2,71,434	...	2,71,434
13 Souter Street Extension—				45 Palton Road ...	5,71,492	...	5,71,492
Eastwards ...	68,102	...	68,102	46 Naigaum ...	5,69,142	...	5,69,142
27 Mathew Road ...	14,11,129	...	14,11,129	48 Mahim ...	4,53,032	...	4,53,032
29 Nowroji Hill ...	86,57,482	...	86,57,482	55 Chinchbunder Road ...	4,32,656	...	4,32,656
30 Souter Street Extension—				55A Mazagaon ...	4,53,560	...	4,53,560
Westwards ...	1,30,512	...	1,30,512	63 King's Circle (Matunga) ...	4,82,185	...	4,82,185
31 Parel supari baug Estate ...	91,41,445	535	91,41,980	67 Naigaum (for Armed Police and Recruits) ...	24,42,031	...	24,42,031
32 East Agripada ...	50,59,050	...	50,59,050	70 Arthur Road ...	1,58,357	...	1,58,357
33 Bhatwadi ...	3,28,433	...	3,28,433		91,84,617	...	91,84,617
36 Lamington Road ...	2,91,191	...	2,91,191	<b>Mill Company's Chawl Schemes.</b>			
37 Sydenham Road ...	1,40,51,180	...	1,40,51,180	Scheme No. 42 Spring Mills ...	5,18,990	...	5,18,990
41 Undria Street ...	5,72,800	...	5,72,800	51 Century Mills ...	1,29,980	...	1,29,980
43 Parel Road Central ...	38,97,348	...	38,97,348	65 David Mills ...	2,96,852	...	2,96,852
47 Parel Road Northern ...	52,96,220	...	52,96,220		9,45,822	...	9,45,822
49 Nepean Sea Road—Reclamation	3,053	...	3,053	<b>Slum Clearance.</b>			
50 Mazagaon Street ...	32,89,691	...	32,89,691	Preliminary Expenses ...	22,481	...	22,481
52 Worli Street ...	2,51,00,035	411	2,51,00,446	Transit Camps for providing alternative housing accommodation to facilities Slum Clearance—			
53 Foras Road ...	36,82,009	...	36,82,009	(i) Construction of 244 tenements, etc. ...	2,58,843	...	2,58,843
54 Kolbhatwadi ...	21,79,254	...	21,79,254	(ii) Construction of 210 tenements, etc. ...	1,81,987	...	1,81,987
56 Dharavi Street ...	1,16,04,476	9,863	1,16,14,339		4,63,311	...	4,63,311
57 Sewri-Wadala ...	2,63,28,478	6,53,102	2,69,81,580	<b>Miscellaneous.</b>			
58 Worli-Extension ...	81,77,696	8,91,182	90,68,878	Survey of the Island of Bombay ...	1,06,046	...	1,06,046
59 Sewri-Koliwada ...	5,50,563	...	5,50,563	Administrative Offices, etc.—			
60 Naigaum Street ...	76,04,597	...	76,04,597	Building on Esplanade Road near Queen's Statue ...	3,21,562	...	3,21,562
61 Fergusson Road ...	15,63,030	...	15,63,030	Engineer's Office at Matunga ...	1,38,468	...	1,38,468
62 Love Lane ...	16,18,731	...	16,18,731	Central Stores at the back of Frere Fletcher School ...	15,656	...	15,656
66 Mahaluxmi ...	4,86,705	...	4,86,705	Store yard at Agripada, etc. ...	83,801	...	83,801
69 Widening of Byculla Bridge ...	7,20,290	...	7,20,290	Workshop for Motor Lorries at Agripada ...	90,368	...	90,368
71 Chaupati Street ...	24,085	...	24,085	Tools and Plant ...	559	...	559
Chaupati Reclamation ...	1,889	...	1,889	Refund of preliminary expenses to Government ...	38,019	...	38,019
East Chaupati Estate ...	4,380	...	4,380	Preliminary expenses in connection with the improvement of slum areas ...	68,816	...	68,816
Lump Provision for granting loans to erect buildings on Imp. Scheme lands as provided under Section 354W of the Municipal Act. ...	25,450	Cr. 2,863	22,587	Provision of a lift in the Improvement Trust Building at Napier Road near Queens Statue ...	11,453	814	12,267
72 Tripartite Road ...	2,26,684	...	2,26,684		8,74,748	814	8,75,562
73 Palton Road ...	10,37,499	...	10,37,499	Discount on Loans ...	14,53,359	...	14,53,359
74 Sion Overbridge ...	92,457	...	92,457	Expenses in connection with the Loan of Rs. 10 lakhs ...	12,227	...	12,227
Lump Provision for Acquisition ...	6,136	...	6,136	Expenses in connection with the repayment of Rs. 25 Lakhs Loan ...	19,504	...	19,504
For Housing Accommodation to the Poorer Classes. Housing of squatters on land Near Mankhurd Railway Station ...	8,38,300	...	8,38,300	Expenses in connection with the loan raised in 57-58 ...	62,048	...	62,048
Housing of squatters on land near Jogeshwari ...	4,67,178	...	4,67,178	Repayment of Rs. 40 lakhs loan of 1919 ...	26,83,469	...	26,83,469
76 Lohar Chawl Gully ...	3,06,756	197	3,06,953	Part payment of Rs. 25 Lakhs loan of 1926 ...	19,08,494	...	19,08,494
77 Housing Accommodation ... For Fishermen at Mahim causeway ...	27,181	...	27,181		61,39,101	...	61,39,101
Housing of Squatters-Acquisition ...	3,58,603	...	3,58,603				
Housing of Squatters at vikhroli ...	6,59,718	65	6,92,736				
Construction of Dormitories ...		33,018					
Acquisition of Land in survey No. 129, Hissal, Squatters Nos. 130-136 of Eksar Pahad for housing of dishoused tenants as well as displaced Industries in execution of its sanctioned Schemes ...		9,25,453	9,25,453				
Carried forward ...	20,85,31,408	58,93,854	21,44,25,262	<b>Grand Total ...</b>	22,61,39,007	*58,94,668	23,20,33,675

\* This figure includes Rs. 5,11,536-1 being the share of cost of Management and Establishment chargeable to Capital Account

G. V. DAMLE,  
Chief Accountant.

M. G. PIMPUTKAR,  
Municipal Commissioner.



## APPENDIX No. 26A.

**Improvement Schemes—Slum Clearance—City.**  
*Block account showing details of Capital Expenditure upto 31st March 1960.*

Particulars.	Total Capital Expenditure from 1st April 1956 upto 31st March 1959.	Expenditure during 1959-60.	Total Capital Expenditure upto 31st March 1960.
	Rs.	Rs.	Rs.
<b>A.—Works to be carried out from Municipal Fund ...</b>			
Acquisition of land within, adjoining or surrounded by clearance Areas for housing or other development works ...	3,18,679	82,851	4,01,530
Transit Camps for providing temporary alternative housing accommodation to facilitate Slum Clearance ...	5,01,954	673	5,02,627
Permanent Housing for Slum Population ...	9,87,453	36,883	10,24,136
Providing Sewerage arrangement in Kamathipura Area ...	31,856	74,644	1,06,500
Discount and other charges on the loan of Rs. 10 lakhs raised in 1956-57 ...	10,108	...	10,108
Discount and other charges on the loan of 20 lakhs raised in 1957-58 ...	45,160	...	45,160
Do. on the loan of Rs. 10 lakhs raised in 1958-59 ...	17,721	...	17,721
Preliminary expenses (Staff and contingencies in connection with Slum Clearance) ...	1,64,332	1,05,746	2,70,078
<b>Total A—Works to be carried out from Municipal Fund</b>	<b>20,77,263</b>	<b>3,00,597</b>	<b>23,77,860</b>
<b>B.—Works to be carried out with the Government Aid.</b>			
Acquisition of land within, adjoining or surrounded by Clearance Areas for—rehousing or other development works ...	8,90,428	1,81,667	10,72,095
Permanent Housing for Slum Population ...	15,90,029	18,17,430	34,07,459
<b>Total, B—Works to be carried out with the Government Aid</b>	<b>24,80,457</b>	<b>19,99,097</b>	<b>44,79,554</b>
<b>Grand Total</b> ...	<b>* 45,57,720</b>	<b>22,99,694</b>	<b>68,57,414</b>

\* Previous expenditure amounting to Rs. 4,63,311 upto 31st March 1956 is shown in Appendix No. 26.

G. V. DAMLE,  
Chief Accountant.

M. G. PIMPUTKAR,  
Municipal Commissioner.

## APPENDIX No. 26B.

**Improvement Schemes—Slum Clearance—Suburbs.**  
*Block account showing details of Capital Expenditure upto 31st March 1960.*

Particulars.	Total Capital Expenditure upto 31st March 1959.	Expenditure during 1959-60.	Total Capital Expenditure upto 31st March 1960.
	Rs.	Rs.	Rs.
<b>Slum Clearance—Suburbs.</b>			
<b>A.—Works to be carried out from Municipal Fund.</b>			
Preliminary Expenses (Staff and Contingencies) ...	31,300	44,506	75,806
<b>Total, A—Works to be carried out from Municipal Fund</b>	<b>31,300</b>	<b>44,506</b>	<b>75,806</b>
<b>B.—Works to be carried out with the Govt. Aid.</b>			
(b) Chawl and S.P. Chawls. ...	...	4,55,043	4,55,043
<b>Total, B—Works to be carried out with the Govt. Aid.</b>	<b>...</b>	<b>4,55,043</b>	<b>4,55,043</b>
<b>Grand Total</b> ...	<b>31,300</b>	<b>4,99,549</b>	<b>5,30,849</b>

G. V. DAMLE,

M. G. PIMPUTKAR,

## Appendix No. 27.

## IMPROVEMENT SCHEMES.

Statement showing Capital value of Scheduled Lands as specified in the Schedules  
W, X, Y and Z annexed to Act XIII of 1933.

Properties.	Area.	Book value.	Total Amount.
<b>SCHEDULE "W".</b>			
	Sq. yds.	Rs.	Rs.
The Flats	12,52,834	1,14,191	
The Kennedy Sea Face	4,447	...	
<i>(Cooperage Plot resumed by Government)</i>			
The Marine Lines Estate	32,825	3,28,250	
<i>(Marine Lines Maidan resumed by Government).</i>			
The Wellington Lines Plot	44,038	4,40,380	
The Warehouse Road Plot	41,580	4,15,800	
The Hornby Road Plot	41,774	8,35,480	
The Triangular Plot South of Crawford Market	7,707	1,54,140	
The Plot North of Municipal Offices	6,811	2,04,330	
The Chaupati West Estate	1,11,276	6,37,320	
The Chaupati East Estate	4,789	47,890	
The Parel Estate	30,804	99,000	
			<b>32,76,781</b>
<b>SCHEDULE "X "</b>			
The Connaught Road Estate	13,858	77,237	
The West Agripada Estate	2,27,971	6,64,534	
The Central Agripada Estate	2,911	10,528	
The East Agripada Estate	65,885	6,38,426	
The Lands at Matunga	86,187	90,984	
			<b>14,81,709</b>
<b>SCHEDULE "Y".</b>			
The Nepean Sea Road Plot	2,014		
The Colaba Reclamation	46,580		
<b>SCHEDULE "Z".</b>			
The Hornby Road Plot	3,250		
			<b>47,58,490</b>

G. V. DAMLE,  
Chief Accountant.

M. G. PIMPUTAKR,  
Municipal Commissioner.

144  
**Appendix No. 28.**  
**IMPROVEMENT SCHEMES.**

**SINKING FUND.**

*Statement showing the actual Investments on account of the Sinking Fund of different Improvement Trust Loans upto 31st March 1960 compared with the amounts which should have accumulated upto that date on the basis of the fixed Instalments and the sums set aside as Sinking Fund as at 31st March 1960.*

NAME OF LOAN.		Amount raised.	When raised.	When repayable.	Amount of Half Yearly Sinking Fund Instalment.	Amount of Sinking Fund which should have accumulated upto 31st March 1960 at Compound Interest.
1		2	3	4	5	6
4½ per cent. basis.		Rs.			Rs.	Rs.
5	per cent. Debenture Loan	40,00,000	10th November 1919	{ 1st November 1957 1st November 1979	6,696	4,500
6	Do. do.	(a) 70,00,000	30th April 1920	{ 1st April 1935 1st April 1980	21,002	*21,60,242
4½	Do. do.	45,00,000	20th February 1922	20th February 1982	7,533	14,81,545
4½	Do. do.	52,00,000	2nd October 1922	2nd October 1982	8,705	16,20,676
4½	Do. do.	8,00,000	22nd January 1923	22nd January 1983	1,340	2,49,471
4½	Do. do.	82,00,000	Do.	Do.	13,727	25,55,677
4½	Do. do.	30,00,000	14th March 1923	14th March 1983	5,022	9,34,986
4½	Do. do.	40,00,000	2nd November 1923	2nd November 1983	6,696	11,79,436
4½	Do. do.	20,00,000	2nd January 1924	2nd January 1984	3,348	5,89,716
4½	Do. do.	29,00,000	5th March 1924	5th March 1984	4,855	8,55,155
4½	Do. do.	20,00,000	1st November 1924	1st November 1984	3,348	5,57,572
4½	Do. do.	60,00,000	10th November 1924	10th November 1984	10,044	16,72,721
4½	Do. do.	20,00,000	2nd January 1925	2nd January 1985	3,348	5,57,572
4½	Do. do.	20,00,000	2nd October 1925	2nd October 1985	3,348	5,26,826
4½	Do. do.	15,00,000	2nd November 1925	2nd November 1985	2,511	3,95,120
4½	Do. do.	35,00,000	2nd January 1926	2nd January 1986	5,859	9,21,946
						1,62,63,161
4 per cent. basis.						
4	Do. Debenture Loan	30,00,000	6th September 1901	6th September 1961	6,280	28,08,841
4	Do. do.	30,00,000	15th July 1902	15th July 1962	6,280	26,87,577
4	Do. do.	60,00,000	20th August 1903	20th August 1963	12,560	51,42,029
4	Do. do.	50,00,000	7th September 1904	7th September 1964	10,493	(c) 40,98,110
4	Do. do.	30,00,000	12th September 1905	12th September 1965	6,280	23,51,316
						1,70,87,873
3½ per cent. basis.						
4	per cent. Debenture Loan	19,28,000	2nd January 1957	16th September 1986	(f) 37,885	1,19,076
4	" " " "	27,38,500	1st November 1957	1st November 1979	(f) 82,306	1,70,319
3½ per cent. basis.						
4	per cent. Debenture Loan	25,00,000	4th October 1927	{ 4th April 1961 4th October 1970	12,695	2,89,395
						14,76,468
3 per cent. basis.						
4	per cent. Debenture Loan	20,00,000	2nd October 1906	2nd October 1966	6,148	(d) 15,75,902
4	Do. do.	15,00,000	24th September 1907	24th September 1967	4,610	11,38,359
4	Do. do.	30,00,000	8th September 1908	8th September 1968	9,219	21,91,665
4 per cent. Sterling Coupon Debenture Loan (₹5,66,600)		84,99,000	1st July 1909	1st July 1969	25,654	59,83,419
4	Do. do. (₹3,33,000)	49,95,000	1st July 1910	1st July 1970	15,077	33,83,831
4	per cent. Debenture Loan	25,00,000	28th August 1912	28th August 1972	7,683	15,63,897
4	Do. do.	18,00,000	26th August 1913	26th August 1973	5,532	10,82,196
4	Do. do.	50,00,000	4th August 1914	4th August 1974	15,365	28,87,550
4	Do. do.	25,00,000	3rd January 1916	3rd January 1976	7,683	13,86,479
3½	Do. do.	10,00,000	31st January 1936	14th March 1966	21,019	(e) 7,24,675
						2,19,17,973
<b>Total</b>						<b>₹5,70,34,870</b>

NAME OF LOAN.	Amount actually invested upto 31st March 1960.				Amount of interest accrued upto 31st March 1959 collected and invested in 1960-61	Total of Columns 5 and 6.
	Amount of Sinking Fund invested upto 31st March 1959.	Sinking Fund Instalments paid in 1959-60	Interest, etc. accumulations invested in 1959-60	Total.		
1	2	3	4	5	6	7
Sinking Funds	Rs. nP. 6,60,53,565.35	Rs. nP. 6,66,828.00	Rs. nP. 28,81,248.25	Rs. nP. 6,96,01,641.60	Rs. nP.	Rs. nP.
Less-withdrawn for repayment of Loans				50,00,000.00		
Total Sinking Fund				†† 6,46,01,641.60		
In Public Securities as detailed in Appendix No. 30				6,46,01,532.74		
In Cash with the State Bank of India.				108.86		
Total Rs. ...				6,46,01,641.60	2,08,314.32	6,48,09,955.92

(a) Out of Rs. 70 lakhs Loan Debentures for Rs. 4 lakhs held by the public were repaid on 1-4-35 under the option reserved to the Corporation, leaving balance of Rs. 66 lakhs. The amount of half-yearly Sinking Fund instalment has been changed with effect from 1-4-35 from Rs. 12,002 to Rs. 21,002 as under:—

The usual half-yearly S.F. instalment ... Rs. 12,002  
 Half yearly interest at 4½% on the portion of Rs. 4 lakhs repaid out of S.F. accumulations ... " 9,000  
 (b) 16 instalments of Rs. 10,240 each and the rest at Rs. 10,564. ... Rs. 21,002  
 (c) 5 instalments of Rs. 10,240 each and the rest at Rs. 10,493.  
 (d) 1 instalment of Rs 6,037 and the rest at Rs. 6,148.  
 (e) This amount to be invested annually.  
 (f) These are yearly instalments.

\* Calculations have been based on one instalment less.

† All Sinking fund Instalments are re-arranged with effect from 1943-44.

†† The market value of the securities on 31st March 1960 is Rs. 6,49,85,585.79 as shown in Appendix No. 30 and after adding the Cash balance of Rs. 108.86 and the interest accrued on the securities upto 31st March 1960 amounting to Rs. 2,08,314.32 the total amount of Sinking Fund is Rs. 6,51,94,008.97.

**G. V. DAMLE,**  
Chief Accountant.

**M. G. PIMPUTKAR,**  
Municipal Commissioner.

## APPENDIX No. 28-A.

## IMPROVEMENT SCHEMES

SLUM CLEARANCE

(City).

SINKING FUND.

Statement showing the actual investments on account of Sinking Fund of different Improvement Scheme Slum Clearance City Loans upto 31st March 1960 compared with the amounts which should have accumulated upto that date on the basis of fixed instalments and the sum set aside as Sinking Fund as at 31st March 1960.

NAME OF LOAN.	Amount raised.	When raised.	When repayable.	Amount of Annual Sinking Fund Instalment.	Amount of Sinking Fund which should have accumulated upto 31st March 1960 at Compound interest.
1	2	3	4	5	6
	Rs.			Rs.	Rs.
3½ per cent. basis— 4 per cent. Debenture Loan	10,00,000	29th March 1957	15th March 1982	24,832	77,443
4 per cent. Debenture Loan	20,00,000	15th March 1958	15th March 1983	49,663	1,01,347
4 per cent. Debenture Loan	10,00,000	30th March 1959	15th March 1984	24,832	24,870
			Total		2,03,660

	Amount actually invested upto 31st March 1960.				Amount of interest accrued upto 31st March 1960 collected and invested in 1960-61.	Total of Columns 5 and 6
	Amount of Sinking Fund invested upto 31st March 1959.	Sinking Fund Instalments paid in 1959-60.	Interest, etc. accumulations invested in 1959-60.	Total.		
1	2	3	4	5	6	7
	Rs.	Rs.	Rs.	Rs.	Rs.	Rs.
Sinking Funds	1,00,386.30	99,327.00	3,989.82	2,03,703.12	426.83	2,04,129.95
In Public Securities as detailed in Appendix No. 30A				2,03,650.00		
In Cash with the State Bank of India				53.12		
				2,03,703.12		

The market value of the Securities on 31st March 1960 is Rs. 2,03,900 as shown in Appendix No. 30A and after adding the cash balance of Rs. 53.12 and the interest accrued on the Securities upto 31st March 1960, amounting to Rs. 426.83 the total amount of Sinking Fund is Rs. 2,04,379.95.

G. V. DAMLE,  
Chief Accountant.

M. G. PIMPUTKAR,  
Municipal Commissioner.

## Appendix IMPROVEMENT

*Statement showing outstanding Loans of the Bombay Improvement Trust due by the payable for the year 1959-60, the amount paid during the year and the*

No.	Particulars of Loans.	Amount raised.		Balance due on 1st April 1959		Rate of Interest	Amount raised in 1959-60.		Total.		
1	2	Rs.	nP.	Rs.	nP.	5	Rs.	nP.	Rs.	nP.	
	<i>Loans raised from Government.</i>										
1	Consolidated Loan in respect of Conversion Loan 1937-38, Rs. 35 lakhs Loan, and Rs. 8 lakhs Loan ...	2,77,30,030	39	2,85,68,706	41	3.3759 per cent.			2,85,68,706	41	
2	45 lakhs Loan 1922 ...	45,00,000	00	...	...	4½ Do.			45,00,000	00	
3	52 lakhs Loan October 1922 ...	52,00,000	00	45,00,000	00	4½ Do.			45,00,000	00	
4	8 lakhs Loan 22nd January 1923 ...	8,00,000	00	...	...	5½ Do.			...	...	
5	82 lakhs Loan 22nd January 1923 ...	82,00,000	00	1,72,00,000	00	4½ Do.			1,72,00,000	00	
6	30 lakhs Loan 14th March 1923 ...	30,00,000	00	...	...	...			...	...	
7	40 lakhs Loan 2nd November 1923 ...	40,00,000	00	...	...	5½ Do.			...	...	
8	20 lakhs Loan 2nd January 1924 ...	20,00,000	00	89,00,000	00	4½ Do.			89,00,000	00	
9	29 lakhs Loan 5th March 1924 ...	29,00,000	00	...	...	...			...	...	
10	20 lakhs Loan 1st November 1924 ...	20,00,000	00	...	...	5 Do.			...	...	
11	60 lakhs Loan 10th November 1924 ...	60,00,000	00	1,00,00,000	00	4½ Do.			1,00,00,000	00	
12	20 lakhs Loan 2nd January 1925 ...	20,00,000	00	...	...	...			...	...	
13	20 lakhs Loan 2nd October 1925 ...	20,00,000	00	...	...	5½ Do.			...	...	
14	15 lakhs Loan 2nd November 1925 ...	15,00,000	00	70,00,000	00	4½ Do.			70,00,000	00	
15	35 lakhs Loan 2nd January 1926 ...	35,00,000	00	...	...	...			...	...	
	<b>Total loans raised from Government</b> ...	<b>8,93,94,178</b>	<b>06</b>	<b>7,53,30,030</b>	<b>39</b>				<b>7,53,30,030</b>	<b>39</b>	
	<i>Loans raised from the Public. *</i>										
1	50 lakhs Rupee Coupon Debenture Loan 1899 ...	50,00,000	00	50,00,000	00	4 per cent.			50,00,000	00	
2	30 lakhs Loan 1901 ...	30,00,000	00	30,00,000	00	4 Do.			30,00,000	00	
3	30 lakhs Loan 1902 ...	30,00,000	00	30,00,000	00	4 Do.			30,00,000	00	
4	60 lakhs Loan 1903 ...	60,00,000	00	60,00,000	00	4 Do.			60,00,000	00	
5	50 lakhs Loan 1904 ...	50,00,000	00	50,00,000	00	4 Do.			50,00,000	00	
6	30 lakhs Loan 1905 ...	30,00,000	00	30,00,000	00	4 Do.			30,00,000	00	
7	20 lakhs Loan 1906 ...	20,00,000	00	20,00,000	00	4 Do.			20,00,000	00	
8	15 lakhs Loan 1907 ...	15,00,000	00	15,00,000	00	4 Do.			15,00,000	00	
9	30 lakhs Loan 1908 ...	30,00,000	00	30,00,000	00	4 Do.			30,00,000	00	
10	Sterling Coupon Debenture Loan 1909 (Rs. 5,66,600) ...	84,99,000	00	84,99,000	00	4 Do.			84,99,000	00	
11	Sterling Coupon Debenture Loan 1910 (Rs. 3,33,000) ...	49,95,000	00	49,95,000	00	4 Do.			49,95,000	00	
12	25 lakhs Loan 1912 ...	25,00,000	00	25,00,000	00	4 Do.			25,00,000	00	
13	18 lakhs Loan 1913 ...	18,00,000	00	18,00,000	00	4 Do.			18,00,000	00	
14	50 lakhs Loan 1914 ...	50,00,000	00	50,00,000	00	4 Do.			50,00,000	00	
15	25 lakhs Loan 1916 ...	25,00,000	00	25,00,000	00	4 Do.			25,00,000	00	
16	40 lakhs Loan 1919 ...	40,00,000	00	4,500	00	5 Do.			4,500	00	
17	70 lakhs Loan 1920 ...	70,00,000	00	66,00,000	00	6 Do.			66,00,000	00	
18	25 lakhs Loan 1926 ...	25,00,000	00	...	...	5 Do.			...	...	
19	25 lakhs Loan 1927 ...	25,00,000	00	25,00,000	00	4 Do.			25,00,000	00	
20	10 lakhs Loan 1935-36 ...	10,00,000	00	10,00,000	00	3½ Do.			10,00,000	00	
21	Rs. 19.28 lakhs Loan out of Rs. 19.39 lakhs Loan (1956-57) ...	19,28,000	00	19,28,000	00	4 Do.			19,28,000	00	
22	Rs. 27.38,500 Loan 1957-58 ...	27,38,500	00	27,38,500	00	4½ Do.			27,38,500	00	
**23	Rs. 20 lakhs Loan 1958-59 ...	20,00,000	00	...	...	...			...	...	
24	Rs. 50 lakhs Loan 1959-60 ...	50,00,000	00	...	...	4 Do.	50,00,000	00	50,00,000	00	
	out of Rs. 1 Crore Loan 1959-60 ...	...	...	...	...	...	...	...	...	...	
	<b>Total Loans raised from the Public</b> ...	<b>8,54,60,500</b>	<b>00</b>	<b>7,15,65,000</b>	<b>00</b>		<b>50,00,000</b>	<b>00</b>	<b>7,65,65,000</b>	<b>00</b>	
	<b>Grand Total</b> ...	<b>17,48,54,678</b>	<b>00</b>	<b>14,68,95,030</b>	<b>39</b>		<b>50,00,000</b>	<b>00</b>	<b>15,18,95,030</b>	<b>39</b>	

\* Loans at serial Nos. 1 to 19 are guaranteed by Government.

\*\* This loan was not raised.

**G. V. DAMLE,**  
Chief Accountant.

**No. 29.**  
**SCEHMES.**

*Municipality, the interest outstanding on 1st April 1959, on the different Loans, the amount Balances outstanding on 31st March 1960.*

Amount repaid in 1959-60.	Balance due on 31st March 1960.	Interest outstanding on 1st April 1959.	Interest payable in 1959-60.	Total interest due.	Deduct interest paid during the year.	Outstanding balance on 31st March 1960.
8	9	10	11	12	13	14
Rs. nP.	Rs. nP.	Rs. nP.	Rs. nP.	Rs. nP.	Rs. nP.	Rs. nP.
8,67,227 84	2,68,62,802 55		9,28,880 16	9,28,880 16	9,28,880 16	...
...	45,00,000 00		2,02,500 00	2,02,500 00	2,02,500 00	...
...	1,72,00,000 00		7,74,000 00	7,74,000 00	7,74,000 00	...
...	89,00,000 00		4,00,500 00	4,00,500 00	4,00,500 00	...
...	1,00,00,000 00		4,50,000 00	4,50,000 00	4,50,000 00	...
...	70,00,000 00		3,15,000 00	3,15,000 00	3,15,000 00	...
8,67,227 84	7,44,62,802 55		30,70,880 16	30,70,880 16	30,70,880 16	...
50,00,000 00	...	11,658 96	2,00,000 00	2,11,658 96	2,06,970 00	4,688 96
...	30,00,000 00	4,006 68	1,20,000 00	1,24,006 68	1,19,972 00	4,034 68
...	30,00,000 00	10,446 47	1,20,000 00	1,30,446 47	1,19,994 00	10,452 47
...	60,00,000 00	15,586 93	2,40,000 00	2,55,586 93	2,29,027 85	26,559 08
...	50,00,000 00	28,083 84	2,00,000 00	2,28,083 84	1,96,174 00	31,909 84
...	30,00,000 00	8,016 61	1,20,000 00	1,28,016 61	1,24,638 70	3,377 91
...	20,00,000 00	5,568 89	80,000 00	85,568 89	76,988 85	8,580 04
...	15,00,000 00	4,464 85	60,000 00	64,464 85	59,460 85	5,004 00
...	30,00,000 00	13,847 55	1,20,000 00	1,33,847 55	1,17,629 00	16,218 55
...	84,99,000 00	360 00	3,06,442 00	3,06,802 00	3,05,803 78	100 00
...	49,95,000 00	220 00	1,80,102 00	1,80,322 00	1,75,297 30	5,024 70
...	25,00,000 00	3,373 54	1,00,000 00	1,03,373 54	1,00,760 00	2,613 54
...	18,00,000 00	8,033 69	72,000 00	80,033 69	71,000 00	9,033 69
...	50,00,000 00	7,845 83	2,00,000 00	2,07,845 83	1,99,269 70	8,576 13
...	25,00,000 00	...	1,00,000 00	1,00,000 00	1,00,000 00	...
...	4,500 00	721 85	...	721 85	...	721 85
...	66,00,000 00	...	3,96,000 00	3,96,000 00	3,96,000 00	...
...	...	...	...	...	...	...
...	25,00,000 00	2,392 00	1,00,000 00	1,02,392 00	99,200 00	3,192 00
...	10,00,000 00	...	35,000 00	35,000 00	35,000 00	...
...	19,28,000 00	...	77,120 00	77,120 00	77,120 00	...
...	27,38,500 00	...	1,16,387 00	1,16,387 00	1,16,386 24	*0 76
...	...	...	85,000 00	85,000 00	...	*85,000 00
...	50,00,000 00	...	2,12,500 00	2,12,500 00	...	*2,12,500 00
50,00,000 00	7,15,65,000 00	1,24,627 69	32,40,551 00	33,65,178 69	29,26,71 27	1,35,042 74 * 3,03,423 68
58,67,227 84	14,60,27,802 55	1,24,627 69	63,11,431 16	64,36,058 85	59,97,592 43	1,35,042 74 * 3,03,423 68

Amount of loan outstanding on 1st April 1959.	Amount of debentures held by Govt. on 1st April 1959.	Amount of debentures re-purchased during 1959-60.	Amount of debentures held by Govt. on 31st March 1960.	Amount of debentures held by the Corporation on 31st March 1960.
Rs.	Rs.	Rs.	Rs.	Rs.
(a) 45,00,000	...	...	...	45,00,000
(b) 1,72,00,000	...	...	...	1,72,00,000
(c) 89,00,000	...	...	...	89,00,000
(d) 1,00,00,000	...	...	...	1,00,00,000
(e) 70,00,000	...	...	...	70,00,000
Total. 4,76,00,000	...	...	...	4,76,00,000

\* To be treated as savings.

M. G. PIMPUTKAR,  
Municipal Commissioner.

APPENDIX No. 29A

SLUM CLEARANCE SCHEME (CITY)

Statement showing outstanding Loans of the Slum Clearance Scheme (City) Budget B, the interest outstanding on 1st April 1959, on the different loans, the amount payable for the year 1959-60, the amount paid during the year and the balances outstanding on 31st March 1960.

No.	Particulars of Loans.	Amount raised.	Balance due on 1st April 1959.	Rate of Interest.	Amount raised in 1959-60.	Total.	Amount repaid in 1959-60.	Balance due on 31st March 1960.	Interest outstanding on 1st April 1959.	Interest payable in 1959-60.	Total Interest due.	Deduct— Interest paid during the year.	Outstanding balance on 31st March 1960.
(1)	(2)	(3)	(4)	(5)	(6)	(7)	(8)	(9)	(10)	(11)	(12)	(13)	(14)
		Rs. nP.	Rs. nP.		Rs. nP.	Rs. nP.	Rs.	Rs. nP.	Rs.	Rs. nP.	Rs. nP.	Rs. nP.	Rs. nP.
	<b>Loans raised from Government.</b>												
	Rs. 9,50,997 loan 1957-58 ...	9,50,997 00	9,50,997 00	4½%	...	9,50,997 00	...	9,50,997 00	...	42,795 00	42,795 00	42,794 86	* 0 14
	Rs. 6,12,000 loan 1958-59 ...	6,12,000 00	6,12,000 00	4½%	...	6,12,000 00	...	6,12,000 00	...	@ 27,540 00	27,540 00	27,540 00	...
	Rs. 5,80,003 loan 1959-60 ...	5,80,003 00	...	4½%	5,80,003 00	5,80,003 00	...	5,80,003 00	...	...	...	...	...
	<b>Total Loans from Govt. ...</b>	<b>21,43,000 00</b>	<b>15,62,997 00</b>		<b>5,80,003 00</b>	<b>21,43,000 00</b>		<b>21,43,000 00</b>		<b>70,335 00</b>	<b>70,335 00</b>	<b>70,334 86</b>	<b>0 14</b>
	<b>Loans raised from Public ...</b>												
	§ Rs. 10 Lacs Loan 1956-57 ...	10,00,000 00	10,00,000 00	4%	...	10,00,000 00	...	10,00,000 00	...	40,000 00	40,000 00	40,000 00	...
	§ Rs. 20 Lacs Loan 1957-58 ...	20,00,000 00	20,00,000 00	4½%	...	20,00,000 00	...	20,00,000 00	...	85,000 00	85,000 00	85,000 00	...
	Rs. 10 Lacs Loan out of Rs. 20 lacs loan 1958-59 ...	10,00,000 00	10,00,000 00	4%	...	10,00,000 00	...	10,00,000 00	...	@ 57,460 00	57,460 00	38,333 33	* 19,126 67
	Rs. 25 Lacs Loan 1959-60 out of Rs. 40 lacs loan 1959-60 ...	25,00,000 00	...	4½%	25,00,000 00	25,00,000 00	...	25,00,000 00	...	85,000 00	85,000 00	...	* 85,000 00
	<b>Total Loans from Public ...</b>	<b>65,00,000 00</b>	<b>40,00,000 00</b>		<b>25,00,000 00</b>	<b>65,00,000 00</b>		<b>65,00,000 00</b>		<b>2,67,460 00</b>	<b>2,67,460 00</b>	<b>1,63,333 33</b>	<b>1,04,126 67</b>
	<b>Grand Total ...</b>	<b>86,43,000 00</b>	<b>55,62,997 00</b>		<b>30,80,003 00</b>	<b>86,43,000 00</b>		<b>86,43,000 00</b>		<b>3,37,795 00</b>	<b>3,37,795 00</b>	<b>2,33,668 19</b>	<b>* 1,04,126 81</b>

§ Loan raised from internal Funds.

\*\* To be treated as savings.

@ Out of the total provision of Rs. 85,000, a provision of Rs. 57,460.00 is shown against the loan of Rs. 10 lakhs out of Rs. 20 lakhs 1958-59 and that of Rs. 27,540.00 is against the loan of Rs. 6,12,000 of 1958-59.

G. V. DAMLE,  
Chief Accountant.

M. G. PIMPUTKAR,  
Municipal Commissioner.

**Appendix No 30.**  
**IMPROVEMENT SCHEMES.**

*Comparison of Face, Purchase and Market Values as on 31st March 1960 of the different Securities held in the Sinking Fund (vide para 29 of the Chief Accountant's Report).*

Particulars of Securities.	Face Value.	Book Value.	Market rate per cent.	Value at Market rates (B. I. Trust and Municipal Debentures being valued at par).
	Rs.	Rs. nP.	Rs. nP.	Rs. nP.
4 per cent. Bombay Port Trust Debentures ...	3,17,000	2,84,726.87	100.00	3,17,000.00
4 per cent. Bombay Improvement Trust Debentures ...	17,62,300	16,33,734.29	Par	17,62,300.00
4½ per cent. Bombay Improvement Trust Debentures	4,75,56,300	4,75,56,300.00	"	4,75,56,300.00
6 per cent. Bombay Improvement Trust Debentures ...	62,85,100	63,01,825.00	"	62,85,100.00
4½ per cent. Bombay Municipal Debentures	12,14,100	12,11,423.75	"	12,14,100.00
4 per cent. Bombay Municipal Debentures	20,62,200	20,53,440.50	"	20,62,200.00
4 per cent. Calcutta Port Trust Debenture	7,14,300	6,98,228.23	97.25	6,94,656.75
3½ per cent. Bombay Municipal Debentures	4,25,500	4,25,500.00	"	4,25,500.00
3 per cent. Bombay Municipal Debentures	34,500	34,500.00	"	34,500.00
3½ per cent. Bombay Municipal Debentures	4,26,400	4,23,041.75	"	4,26,400.00
3 per cent. Conversion Loan 1946	1,83,200	1,84,837.94	73.20	1,34,102.40
3 per cent. Loan 1963-65	3,63,500	3,56,230.00	98 s d 31	3,56,230.00
4 per cent. B. I. Trust Sterling Debentures	£2,71,100	33,43,044.30	Par at 1/5 32	36,20,953.04
2½ per cent. Loan 1976	1,15,400	94,700.12	83.40	96,243.60
Total	{ Rs. 6,14,59,800 £ 2,71,100 }	6,46,01,532.74		6,49,85,585.79

G. V. DAMLE,  
Chief Accountant.

M. G. PIMPUTKAR,  
Municipal Commissioner.



## APPENDIX No. 30-A.

## IMPROVEMENT SCHEMES

## SLUM CLEARANCE.

City.

Comparison of Face, purchase and market values as on 31st March 1960 of the different securities held in the Sinking Fund (vide Para 32 (ii)) of the Chief Accountants report.

Particulars of Securities.	Face value.	Book value.	Market rate per cent.	Value at Market rates B.I.T. and Municipal debentures being valued at par).
	Rs.	Rs. nP.	Rs. nP.	Rs. nP.
3 per cent, Bombay Municipal Debentures	1,01,900	1,01,900.00	Par	1,01,900.00
4½ per cent, Bombay Municipal Debentures	20,000	19,750.00	Par	20,000.00
4 per cent, Bombay Municipal Debentures	82,000	82,000.00	Par	82,000.00
Total	2,03,900	2,03,650.00		2,03,900.00

G. V. DAMLE,  
Chief Accountant.

M. G. PIMPUTKAR,  
Municipal Commissioner.

**APPENDIX No. 31  
EDUCATION FUND**

*Revenue Account for the year ended 31st March 1960.*

Particulars	Total		Particulars	Total	
	Rs.	nP.		Rs.	nP.
To Revenue Expenditure as per Appendix No. 33	2,25,41,756	68	By Revenue Receipts as per Appendix No. 32	2,20,30,690	56
			By deficit for the year	5,11,066	12
Total	2,25,41,756	68	Total	2,25,41,756	68
To Deficit for the year	5,11,066	12	By Surplus Revenue Fund as at 1st April 1959	21,94,950	59
To Revenue Expenditure to be incurred in 1960-61 and provided for as Renewed Grants	16,96,844	00	„ Revenue of previous years reserved for the year 1959-60	16,25,939	00
To Balance being Surplus Revenue Fund as at 31st March 1960	16,12,979	47			
Total	38,20,889	59	Total	38,20,889	59

**G. V. DAMLE,**  
*Chief Accountant.*

**M. G. PIMPURKAR**  
*Municipal Commissioner.*

**APPENDIX No. 32**  
**EDUCATION FUND**  
**INCOME**

*Statement showing the Net Receipts during the Financial year 1959-60 from all sources as contrasted with Original and Revised Budget Estimates*

Particulars.	Budget Estimate for 1959-60.	Revised Estimate for 1959-60.	Actuals for 1959-60.			Actuals for 1958-59.	Compared with Original Estimate	Compared with Revised Estimate
			City and Suburbs.	Extended Suburbs.	Total.		+ Increase - Decrease.	+ Increase - Decrease.
1	2	3	4	5	6	7	8	9
(1) Fees and Fines from Municipal Schools ...	...	...	...	...	...	12,777.01	...	...
1A) Education Cess ...	35,08,100	42,92,000	37,18,132.41	1,28,001.59	38,46,134.00	24,84,939.84	+3,38,034.00	-4,45,866.00
(2) Contribution towards Primary Education from Municipal Corporation under Section 126C (c) of the Bombay Municipal Corporation Act ...								
(i) From Budget A ...	1,16,72,693	1,15,64,319	1,15,64,319.00	...	1,15,64,319.00	1,18,06,295.00	-1,03,374.00	...
(ii) From Budget D ...	21,55,550	19,49,038	19,49,038.00	...	19,49,038.00	19,94,142.00	-2,06,512.00	...
(iii) From Budget F ...	5,24,000	6,30,905	...	5,05,862.03	5,05,862.03	3,86,006.65	-18,137.97	-1,25,042.97
(2A) Special contribution from—								
(i) Budget A ...	4,15,000	4,15,000	4,15,000.00	...	4,15,000.00	6,60,000.00	...	...
(ii) Budget D ...	70,000	70,000	70,000.00	...	70,000.00	1,10,000.00	...	...
(iii) Budget F ...	15,000	15,000	...	15,000.00	15,000.00	30,000.00	...	...
(2B)—Advance Contribution from Budget A.	...	7,55,000	...	...	...	...	...	-7,55,000.00
(3) Contribution from Government under Clause 2 (c) of Schedule BBA of the Bombay Municipal Corporation Act ...	33,09,000	33,22,000	30,62,625.00	2,50,000.00	33,12,625.00	33,27,083.00	+3,625.00	-9,375.00
(4) Interest on Endowment and Investments ...	7,000	7,000	6,760.58	...	6,760.58	6,878.36	-239.42	-239.42
(5) Rent and other proceeds of Properties ...	12,000	20,000	34,251.89	22.60	34,273.89	17,692.32	+22,273.89	+14,273.89
(6) Interest and Profit on Investments of Surplus Loan and other balances ...	2,00,000	2,50,000	2,63,611.04	...	2,63,611.04	2,49,245.06	+63,611.04	+13,611.04
(7) Miscellaneous Receipts ...	40,000	40,000	46,669.16	1,397.86	48,067.02	35,534.18	+8,067.02	+8,067.02
Total ...	2,19,28,343	2,33,30,262	2,11,30,407.08	9,00,283.48	2,20,30,690.56	2,11,20,593.42	+1,02,347.56	-12,99,571.44

G. V. DAMLE,  
Chief Accountant

M. G. PIMPUTKAR  
Municipal Commissioner.

**APPENDIX No. 33**  
**EDUCATION FUND**  
**Expenditure**

*Statement showing Actuals as Compared with the final sanctioned grants for 1959-60*

Particulars.	Final grants sanctioned for expenditure during 1959-60.	Actuals for 1959-60.			FINAL GRANTS COMPARED WITH THE ACTUALS.		Actuals for 1958-59.
		City and Suburbs	Extended Suburbs	Total	Amount required to be renewed in 1950-61.	Savings.	
	2	3	4	5	6	7	8
	Rs.	Rs.	Rs.	Rs.	Rs.	Rs.	Rs.
<b>A.—General Supervision and Administration—</b>							
(a) Corporation and Standing Committee	1,05,504	1,05,504.00	...	1,05,504.00	...	...	72,872.44
(b) Municipal Commissioner's Office Establishment	13,841	11,659.33	...	11,659.33	...	2,181.67	10,873.16
(c) Audit and Accounts Establishment	1,63,677	1,54,027.45	1,774.69	1,55,802.14	2,910	4,964.86	1,57,102.21
(d) Education Officer's Establishment	1,98,299	1,70,558.18	...	1,70,558.18	17,524	10,116.82	1,84,977.01
(e) Proportionate Cost of Chief Auditor's Establishment	25,598	21,346.31	...	21,346.31	...	4,251.69	21,728.89
(f) Miscellaneous Charges	4,678	2,200.97	...	2,200.97	336	2,091.03	593.31
(g) Pension and Provident Fund	67,122	45,810.93	119.33	45,930.26	700	19,491.74	...
<b>Total</b>	<b>5,78,719</b>	<b>5,12,107.17</b>	<b>1,894.02</b>	<b>5,14,001.19</b>	<b>21,620</b>	<b>43,097.81</b>	<b>4,48,147.02</b>
<b>B.—Municipal Primary Schools—</b>							
(a) Supervision of Schools	5,15,373	3,98,519.77	15,258.05	4,13,777.82	17,191	84,404.18	4,31,216.41
(b) Schools	1,93,41,792	1,70,81,853.43	8,43,105.73	1,79,24,959.16	8,93,768	10,23,064.84	1,64,14,275.57
(c) Libraries	22,441	11,560.22	776.00	12,336.22	6,364	3,740.78	12,910.89
(d) Pension and Provident Fund	15,18,280	13,03,480.52	23,529.24	13,27,009.76	29,000	1,62,270.24	...
<b>Total</b>	<b>2,18,97,886</b>	<b>1,87,95,413.94</b>	<b>8,82,669.62</b>	<b>1,96,78,082.96</b>	<b>9,46,327</b>	<b>12,73,480.04</b>	<b>1,68,58,402.87</b>
<b>C.—Private Primary Schools—</b>							
(a) Supervision of Schools	65,280	58,393.24	109.24	58,502.48	2,700	4,077.52	58,706.53
(b) Grant-in-aid to Schools	11,71,342	4,70,423.00	49,778.00	5,20,201.00	5,13,000	1,38,141.00	5,27,229.00
(c) Pension and Provident Fund	6,153	4,603.60	...	4,603.60	...	1,554.40	...
<b>Total</b>	<b>12,42,780</b>	<b>5,33,419.84</b>	<b>49,887.24</b>	<b>5,83,307.08</b>	<b>5,15,700</b>	<b>1,43,772.92</b>	<b>5,85,935.53</b>
<b>D.—Medical Inspection of School Children—</b>							
(a) Medical Inspection	2,96,932	2,42,555.01	167.50	2,42,722.51	18,000	36,209.49	2,40,138.58
(b) School Clinic at K. E. M. Hospital	61,918	40,730.10	...	41,730.10	445	20,742.90	37,225.83
(c) Pension and Provident Fund	15,075	9,610.20	...	9,610.20	...	5,454.90	...
<b>Total</b>	<b>3,73,925</b>	<b>2,93,895.31</b>	<b>167.50</b>	<b>2,93,062.81</b>	<b>18,445</b>	<b>62,417.19</b>	<b>2,77,364.41</b>
<b>E.—Enforcement of Compulsion</b>							
	16,576	12,358.51	21.56	12,380.07	47	4,148.93	7,318.00
<b>F.—Educational Activities—</b>							
(a) R. C. Training Institute for Lady Urdu Teachers	29,739	22,966.60	...	22,966.00	1,722	5,050.40	19,585.34
(b) Refresher Courses for Municipal Teachers	11,872	6.11	...	6.11	...	11,865.89	501.32
(c) Functions	9,825	6,639.02	858.88	7,497.90	1,457	870.10	10,169.40
(d) Scouting	67,875	35,341.66	390.04	35,731.70	23,033	9,081.30	36,433.77
(e) Education Research Unit	40,574	27,348.49	...	27,348.49	5,774	7,451.51	27,807.61
(f) Physical Education	81,880	62,624.22	1,956.03	94,580.22	10,301	6,998.78	51,041.71
(g) Elocution Competition for Pupils	600	426.09	146.00	572.00	...	28.00	...
(h) Pension and Provident Fund	7,230	4,944.75	...	4,944.75	300	1,985.25	...
<b>Total</b>	<b>2,49,596</b>	<b>1,60,296.85</b>	<b>3,350.92</b>	<b>1,63,647.77</b>	<b>42,617</b>	<b>43,331.23</b>	<b>1,45,539.15</b>
<b>G.—Pension and Provident Fund—</b>							
(a) Provident Fund	...	...	...	...	...	...	7,19,747.27
(b) Pension	...	...	...	...	...	...	5,92,713.05
<b>Total</b>	<b>...</b>	<b>...</b>	<b>...</b>	<b>...</b>	<b>...</b>	<b>...</b>	<b>13,12,460.33</b>
<b>H.—Dearness Allowance</b>							
	...	...	...	...	...	...	...
<b>I.—New Works</b>							
	64,453	18,630.73	...	18,630.73	29,430	16,392.27	497.64
<b>J.—Debt Charges</b>							
	12,19,146	11,66,250.08	...	11,66,250.08	23,416	24,479.92	7,64,861.01
<b>K.—Training Facilities for Municipal Teachers</b>							
(a) Municipal Gujarati Teachers Training Class	27,380	12,829.92	...	12,829.92	4,850	9,700.08	3,963.76
(b) Municipal Urdu Teachers Training Class	27,279	9,996.37	...	9,996.39	9,396	7,886.61	4,363.48
<b>Total</b>	<b>54,659</b>	<b>22,826.31</b>	<b>...</b>	<b>22,826.31</b>	<b>14,246</b>	<b>17,586.69</b>	<b>8,327.24</b>
<b>L.—Proportionate Cost of Collection of Education Cess</b>							
	1,81,224	89,567.68	...	89,567.68	80,000	11,656.32	...
<b>Grand Total</b>	<b>2,58,78,964</b>	<b>2,16,03,766.42</b>	<b>9,37,990.26</b>	<b>2,25,41,756.68</b>	<b>16,96,844</b>	<b>16,40,363.32</b>	<b>2,04,03,853.20</b>

G. V. DAMLE,  
Chief Accountant

M. G. PIMPUTKAR  
Municipal Commissioner.

**APPENDIX No. 33-A**  
**EDUCATION FUND**

*Statement showing details of Expenditure incurred on New Works during the year 1959-60.*

Particulars.	Expenditure upto 31-3-59.		Expenditure during the year 1959-60		Total Expenditure upto 31-3-1960.	
	Rs.	nP.	Rs.	nP.	Rs.	nP.
Works completed (as per Report for 1958-59) ...	1,12,613.64		...		1,12,613.64	
(1) Construction of walls on the terrace of Municipal Byculla Marathi U. P. School No. 1, opp. Central Stores ...	238.39		917.63		1,156.02	
(2) Replacing the iron fencing by a brick wall at Municipal Byculla U. P. School No. 1 ...	...		13,707.44		13,707.44	
(3) Providing a brick masonry compound wall with an iron gate to the Walpakhadi Municipal School, Building ...	...		4,005.66		4,005.66	
	238.39		18,630.73		18,869.12	
	1,12,852.03		18,630.73		1,31,482.76	

G. V. DAMLE,  
Chief Accountant.

M. G. PIMPOTKAR,  
Municipal Commissioner.

**APPENDIX  
EDUCATION**

*Statement showing details of Expenditure*

Particulars.	(a) SUPERVISORY AND SUBORDINATE.			
	Permanent and Temporary.	Allowances.	Dearness Allowance.	Provident Fund and Pension.
	2	3	4	5
1	Rs. nP.	Rs. nP.	Rs. nP.	Rs. nP.
<b>A.—General Supervision and Administration—</b>				
(a) Corporation and Standing Committee ...	...	...	...	...
(b) Municipal Commissioner's Office Establishment ...	4,549.54	...	1,533.81	445.25
(c) Audit and Accounts Establishment ...	93,262.63	1,417.03	35,148.43	26,562.49
(d) Education Officer's Establishment ...	87,338.44	...	31,158.21	17,519.48
(e) Proportionate Cost of Chief Auditor's Establishment ...	...	...	...	...
(f) Miscellaneous Charges ...	...	...	...	...
Total—A ...	1,85,150.61	1,417.03	67,840.45	44,527.22
<b>B.—Municipal Primary Schools—</b>				
(a) Supervision of Schools ...	2,35,215.55	17,899.25	78,300.56	68,301.34
(b) Schools ...	95,92,245.57	29,775.77	54,32,873.34	11,86,968.53
(c) Libraries ...	3,178.00	...	1,492.13	234.81
Total—B ...	98,30,639.12	47,675.02	55,12,666.03	12,55,504.68
<b>C.—Private Primary Schools—</b>				
(a) Supervision of Schools ...	39,990.69	4,562.50	10,294.32	4,467.67
(b) Grants-in-Aid to schools ...	...	...	...	...
Total—C ...	39,990.69	4,562.50	10,294.32	4,467.67
<b>D.—Medical Inspection of School Children—</b>				
(a) Medical Inspection ...	1,12,235.10	9,166.64	34,537.19	7,731.81
(b) School Clinic at K. E. M. Hospital ...	11,738.13	19,610.36	4,541.24	130.07
Total—D ...	1,23,973.23	28,777.00	39,078.43	7,861.88
<b>E.—Enforcement of Compulsion</b> ...	5,545.48	635.87	1,490.83	2,940.00
<b>F.—Educational Activities—</b>				
(a) R. C. Training Institute for Lady Urdu Teachers ...	13,886.34	117.64	6,192.55	701.95
(b) Refresher Courses for Municipal Teachers ...	...	...	...	...
(c) Functions ...	...	...	...	...
(d) Scouting ...	2,303.27	...	358.06	...
(e) Education Research Unit ...	15,896.93	2,758.72	3,502.24	702.80
(f) Physical Education ...	27,875.60	5,813.40	11,959.37	3,263.22
Total—F ...	59,967.14	8,689.76	22,007.22	4,667.97
<b>G.—Pension and Provident Fund—</b>				
(a) Provident Fund ...	...	...	...	...
(b) Pension ...	...	...	...	...
Total—G ...	...	...	...	...
<b>H.—Dearness Allowance</b> ...	...	...	...	...
<b>I.—New Works</b> ...	...	...	...	...
<b>J.—Debt Charges</b> ...	...	...	...	...
<b>K.—Training Facilities for Municipal Teachers—</b>				
(a) Municipal Gujarati Teachers' Training Class ...	7,352.79	61.92	3,600.93	...
(b) Municipal Urdu Teachers' Training Class ...	5,844.03	...	2,439.48	...
Total—K ...	13,196.82	61.92	6,040.41	...
Grand Total ...	1,02,58,463.09	91,819.10	56,59,417.69	13,19,969.42

G. V. Damle,  
Chief Accountant.

No. 33-B

## FUND

on Establishment during the year 1959-60,

Total.	(b) LABOUR TECHNICAL AND OTHER					Total (b) and (a)
	Permanent and Temporary	Allowances.	Dearness Allowance.	Provident Fund and Pension.	Total.	
6	7	8	9	10	11	12
Rs. nP.	Rs. nP.	Rs. nP.	Rs. nP.	Rs. nP.	Rs. nP.	Rs. nP.
...	...	...	...	...	...	...
6,528.60	...	...	...	...	...	6,528.60
1,56,390.58	7,946.92	889.66	7,320.00	1,083.03	17,239.61	1,73,630.19
1,36,016.13	6,781.68	758.75	5,784.37	1,320.01	14,644.81	1,50,660.94
...	...	...	...	...	...	...
...	...	...	...	...	...	...
2,98,935.31	14,728.60	1,648.41	13,104.37	2,403.04	31,884.42	3,30,819.73
...	...	...	...	...	...	...
3,99,716.70	26,153.45	2,824.40	25,783.84	3,718.54	58,480.23	4,58,196.93
1,62,41,863.21	6,88,097.59	84,102.37	6,85,393.72	67,717.78	15,25,311.46	1,77,67,174.67
4,904.94	683.13	87.10	653.22	68.76	1,492.21	6,397.15
1,66,46,484.85	7,14,934.17	87,013.87	7,11,830.78	71,505.08	15,85,283.90	1,82,31,768.75
...	...	...	...	...	...	...
59,315.18	1,205.58	212.00	1,153.29	135.93	2,706.80	62,021.98
...	...	...	...	...	...	...
59,315.18	1,205.58	212.00	1,153.29	135.93	2,706.80	62,021.98
...	...	...	...	...	...	...
1,63,670.74	19,231.92	1,720.14	16,019.77	1,748.32	38,720.15	2,02,390.89
36,019.80	998.59	1,356.22	1,189.65	...	3,544.46	39,564.26
1,99,690.54	20,230.51	3,076.36	17,209.42	1,748.32	42,264.61	2,41,955.15
10,612.18	...	...	...	...	...	10,612.18
...	...	...	...	...	...	...
20,898.48	1,097.07	144.00	1,080.00	...	2,321.07	23,219.55
...	...	...	...	...	...	...
2,661.33	1,267.81	72.00	1,354.50	146.03	2,840.34	5,501.67
22,860.69	1,089.90	72.00	834.68	68.84	2,065.42	24,926.11
48,911.59	2,428.84	257.61	2,648.87	61.91	5,397.23	54,308.82
95,332.09	5,883.62	545.61	5,918.05	276.78	12,624.06	1,07,956.15
...	...	...	...	...	...	...
...	...	...	...	...	...	...
...	...	...	...	...	...	...
...	...	...	...	...	...	...
...	...	...	...	...	...	...
11,015.64	476.37	72.00	547.29	...	1,095.66	12,111.30
8,283.51	475.23	72.00	551.13	...	1,098.36	9,381.87
19,299.15	951.60	144.00	1,098.42	...	2,194.02	21,493.17
1,73,29,669.30	7,57,934.08	92,640.25	7,50,314.33	76,069.15	16,76,957.81	1,90,06,627.11

M. G. Pimputkar,  
Municipal Commissioner.

## APPENDIX No. 34

## EDUCATION FUND

Revenue Account Balance Sheet as at 31st March 1960.

Liabilities.	Rs.	nP.	Assets	Rs.	nP.
<b>Debts.</b>			Cash at Bank	9,10,253	28
			Cash in Office	1,16,559	64
			Education Loan Interest		
Due on cheques payable	2,23,381	05	Warrant Payable Account.	4,628	00
					10,31,440 92
Due on outstanding charges for 1959-60 and previous years	16,96,844	00	<b>Advances—Recoverable (vide Appendix No. 39)</b>		
			Municipal Officers	1,36,114	86
			Sundries—Miscellaneous advances.	2,50,721	77
					3,86,836 63
Due on outstanding charges on account of interest accrued but not paid (details vide Appendix No. 39B)	92,152	79	Plant and Machinery	72,935	12
			Add Expenditure during 1959-60	...	...
				72,935	12
			Less Depreciation	20,794	25
					52,140 87
Deposits in Cash and Public Securities from Contractors and private parties (vide details shown in Appendix No. 39-A)	19,16,432	42	Deposits in Public Securities with State Bank of India	1,01,900	00
			In Office	12,700	00
					1,14,600 00
Endowment Fund (vide details shown in Appendix No. 41-A)	3,45,932	33	Municipal Contribution Receivable:—		
			From Budget 'A'	1,94,745	82
			From Budget 'D'	...	...
					1,94,745 82
Surplus Revenue Fund (vide Appendix No. 31)	16,12,979	47	<b>Investments—</b>		
			Endowment Fund (vide Appendix No. 41-A)		
			With State Bank of India & in Office		
			In securities	3,45,066	28
			In cash	866	05
				3,45,932	33
			Surplus Fund		
			In securities *	68,069	12
			In Fixed Deposit	21,00,000	00
			In Call. Deposit	13,00,000	00
			In Current Account		
			Deposit	2,93,956	37
					41,07,957 82
<b>Total</b>	<b>58,87,722</b>	<b>06</b>	<b>Total</b>	<b>58,87,722</b>	<b>06</b>

\* Details of Securities held in Surplus Fund—

	Face value		Cost	
	Rs.	nP.	Rs.	nP.
3% Cenv. Loan 1946	400		322	25
3% Govt. Loan 1970-75	1,000		871	87
4% Bombay Municipal Debentures 1959	66,000		66,000	00
3½% Do. 1947	1,000		875	00
	68,400		68,069	12

G. V. DAMLE,  
Chief Accountant.M. G. PIMPUTKAR,  
Municipal Commissioner.



## APPENDIX No. 35

## EDUCATION FUND

Capital Fund Balance Sheet as at 31st March 1960.

Liabilities	Rs.	nP.	Assets	Rs.	nP.
<b>Loans Outstanding—</b>			<b>Block Account—</b>		
<b>Due to Public—</b>			<b>Loan Funds—</b>		
(Vide details as shown in Appendix No. 37).	1,60,00,000	00	Property and Assets at original cost as per Appendix No. 36.	1,27,66,931	37
<b>Trust Fund</b>			<b>Trust Fund—</b>		
Donation for construction of a school building at Kandivli	10,366	12	Expenditure as per Appendix No. 36.	98,175	80
Donation from Smt. Bhagirthibai w/o the Late Shri Shankar Laxman Narayan for School Building at Lalbag.	50,000	00	<b>Investment—</b>		
Donation for construction of a Building for Gujarati School at Goregaon	10,000	00	<b>Sinking Fund—</b>		
Donation for construction of Goregaon Hindi School	4,592	00	As per Appendix No. 38	†14,27,955	07
Donation for construction of Borovli Gujarati School	2,400	00	<b>Loan Fund—</b>		
<b>Surplus—</b>			In Fixed Deposit	30,00,000	00
Sinking Fund	14,27,955	07	In Call Deposits	13,00,000	00
Contribution from Trust Fund	98,175	80	In Cash	10,426	75
Contribution from Government	10,00,000	00			
<b>Grand Total</b>	<b>1,86,03,488</b>	<b>99</b>	<b>Grand Total</b>	<b>1,86,03,488</b>	<b>99</b>

\* Includes Rs. 77,358.12 being balance on account of Trust Fund.

† For Face, Purchase and Market values of Securities held in the Sinking Fund, please see Appendix No. 41.

G. V. DAMLE,  
Chief Accountant.M. G. PIMPUTKAR,  
Municipal Commissioner.

**APPENDIX No. 36**  
**EDUCATION FUND**

*Block Account showing details of Capital Expenditure upto 31st March 1960.*

	Total Capital Expenditure upto 31st March 1959.	Expenditure during 1959-60.	Total Capital Expenditure upto 31st March 1960.
	Rs. nP.	Rs. nP.	Rs. nP.
<b>(I) Loan Funds.</b>			
<b>City Section</b>			
Works completed (as per Report for 1958-59) ...	23,64,958.23	...	23,64,958.23
<i>Works completed—</i>			
(1) Extension of school building at Lexminarayan Lane Matunga ...	59,130.14	6,257.11	65,387.25
(2) Additions and alterations to the Urdu School Building at Souter Street, Byculla and providing an additional floor over it. ...	1,64,051.34	12,248.64	1,76,299.98
(3) Construction of an additional floor and extension of Municipal Urdu School Building at Dheramshala Road. ...	1,47,429.76	3,866.52	1,51,296.28
(4) Acquisition of land bearing C.S. No. 313, 69 (Part), 124 and 3/69 (Part) of Colaba Division for construction of School building on Site A & B at Victoria Bunder Road. ...	6,10,654.00	...	6,10,654.00
(5) Construction of school building on Site A Colaba ...	4,59,872.58	7,630.70	4,67,503.28
(6) Construction of School building on Site B Colaba ...	2,63,788.22	1,802.87	2,65,591.09
(7) Acquisition of Plots No. C.S. 3168 of Bhuleshwar Division ...	1,23,394.73	92.08	1,23,486.81
(8) Acquisition of C.S. No. 1243 of Girgaum Division near Nana Chawls for a Municipal School ...	4,58,193.43	...	4,58,193.43
Total Works completed ...	22,86,514.20	31,897.92	23,18,412.12
<i>Works in Progress—</i>			
(1) Construction of a school building on Plots Nos. 150, 151, 152 and 153 in Scheme No. 31, Suparibaug Estate ...	2,85,818.05	...	2,85,818.05
(2) Purchase of Plot No. 96-98 North and 141-13 South, Dadar-Matunga Schemes 5 and 6 including structures thereon for Municipal schools ...	3,05,600.00	...	3,05,600.00
(3) Extension of Foras Road Marathi School Building ...	104.37	96,099.04	96,203.41
(4) Construction of a proposed school building on Plots No. 2 and 3 near Mahalaxmi Overbridge ...	2,80,853.40	1,596.83	2,82,450.23
(5) Construction of school building in Scheme 52, Worli Estate between Haines Road and Dr. Annie Besant Road ...	3,68,181.52	79.44	3,68,260.96
(6) Extension of Walpakhadi Municipal School building ...	55,413.48	10366.10,	65,779.58
(7) Construction of school building on the site of the acquired property in C.S. No. 94 of Parel Sewri Division and bearing Street No. 31C of Elphinstone Road ...	76.65	2,97,678.15	2,97,754.80
(8) Construction of an additional floor over the Imamwada Girls Vocational School building ...	81.90	2,58,850.07	2,58,931.97
(9) Construction of a school building on plot No. 271, 72 and 272A Sion Matunga Estate (East) ...	67.20	3,44,232.28	3,44,299.48
(10) Acquisition of plot bearing C.S. No. 718 of Dadar Naigaum Division ...	30,183.16	...	30,183.16
(11) Construction of a school building on land bearing C.S. No. 1256, Gokhale Road (South) ...	58,297.05	4,17,622.83	4,75,919.88
(12) Acquisition of Plot bearing No. 54 Part, 5,400 sq. yds. access land 98 sq. yds. in C.S. No. 118 (Part), 9,107 sq. yds. of which 4,000 sq. yds. is for school in Parel Sewri Division ...	...	3,16,077.19	3,16,077.19
(13) Acquisition of Plot of land at Kalachowki from Govt. Housing Colony, 2,600 sq. yds. ...	...	50,428.80	50,428.80
(14) Acquisition of Plot bearing No. C. S. 80, 1/80 and 2/80 of Lower Parel Division for School ...	...	1,87,482.47	1,87,482.47
(15) Construction of Municipal School Building consisting of ground and one upper floor near New Body Guard Lines at Mahalaxmi ...	...	95,498.50	95,498.50
Total: Works in progress ...	13,84,676.78	20,76,011.70	34,60,688.48
Total: City Section ...	60,36,149.21	21,07,909.62	81,44,058.83

## APPENDIX No. 36 (Contd.)

## EDUCATION FUND

Block Account showing details of Capital Expenditure upto 31st March 1960.

	Total Capital Expenditure upto 31st March 1959.	Expenditure during 1959-60.	Total Capital Expenditure upto 31st March 1960.
	Rs.	Rs.	Rs.
<b>Suburban Section</b>			
Works completed (as per Report for 1958-59) ...	4,18,155.39	...	4,18,155.39
<i>Works completed—</i>			
(1) Acquisition of Plot No. 50, T.P.S. III, Santacruz, about 2,500 sq. yds. ...	34,921.25	...	34,921.25
(2) Acquisition of land in part of Rajabally Tank at Santacruz about 4,008 sq. yds. for a school building... ..	44,765.30	...	44,765.30
(3) Acquisition of S. No. 369 (part) and 370 (part) at Vakola Santacruz ...	23,089.57	...	23,089.57
Total' Works completed ...	1,02,776.12	...	1,02,776.12
<i>Works in Progress—</i>			
(1) Construction of an additional floor over Station School, Kurla and provision of a sanitary block ...	91,667.56	148.87	91,816.43
(2) Construction of an additional building in the Petit School compound ...	2,58,411.05	39,312.51	2,97,723.56
(3) Construction of an additional floor over and providing sanitary block at the Marathi School at Versova ...	35,505.06	...	35,505.06
(4) Construction of an additional floor over the Municipal Manilal Sunderji School at Vile Parle (West) ...	51,422.95	851.72	52,274.67
(5) Construction of a school Building on Plot No. 50 in T. P. Scherre No. III, Santacruz ...	32,143.23	Cr. 15.95	32,127.28
(6) Construction of an additional floor over Suren Primary School Building at Andheri and providing sanitary block thereat ...	90,749.18	3,738.65	94,487.83
(7) Construction of a new building in place of the existing one at Kherwadi ...	2,39,123.40	95,475.73	3,34,599.13
(8) Construction of an additional floor over Municipal Marathi School at Chembur Ghatkoper Road ...	278.00	71,617.63	71,895.63
(9) Construction of a school building on the plot of the Bombay Housing Board at Kurla, Santacruz ...	428.95	2,19,726.95	2,20,155.90
(10) Construction of a school building on Plot of M. A. Mehta at Ghatkoper ...	2,20,930.10	...	2,20,930.10
(11) Extension of school building by demolishing existing ground floor building on Plot No. 38, T.P.S. I, Vile-Parle (East) ...	264.73	74,212.92	74,477.65
(12) Construction of school building on Plot offered by Bombay Housing Board at Survey No.68-71, Chembur. ...	97.91	18,790.00	18,887.91
(13) Acquisition of Plot No. 169 of T. P. S. II, Vile Parle ...	50,960.00	...	50,960.00
(14) Construction of a school building on the reclaimed Rajabally Tank at Santacruz ...	5,17,202.22	1,97,297.33	7,14,499.55
(15) Construction of a school building on Plot behind Jawahar Talkies, Kurla for Hindi School ...	1,50,884.48	2,08,593.38	3,59,477.86
(16) Construction of a school building on Dhanji Devshi Kanyashala Plot ...	1,62,516.00	1,26,451.62	2,88,967.62
(17) Construction of a school building at Jayantilal Vaishnav Road, Ghatkoper ...	3,65,717.58	1,14,631.87	4,80,349.45
(18) Construction of a school building at Rajawadi Housing Colony at Ghatkoper ...	...	1,37,899.78	1,37,899.78
(19) Construction of a school building on the Plot offered by Bombay Housing Board at S. No. 14, Chembur ...	...	1,47,383.40	1,47,383.40
(20) Acquisition of a Plot at Kol-dongri for Marathi and Gujarati School ...	...	17,575.00	17,575.00
(21) Extension of Laxminagar Municipal School Building at Kher ...	...	13,650.00	13,650.00
(22) Acquisition of land bearing C.S. No. 47 Hissa No. 1 (Part) and 2 (Part) of Mcgra Village, Andheri East for a School building ...	...	20,599.46	20,599.46
(23) Construction of a school building and a sanitary block for Jageshwari Gumpah Municipal Marathi School... ..	...	19,950.00	19,950.00
Total' Works in Progress ...	22,68,302.40	15,27,890.87	37,96,193.27
Total; Suburban Section ...	27,89,233.91	15,27,890.87	43,17,124.78

## APPENDIX No. 36—(Contd.)

## EDUCATION FUND

Block Account showing details of Capital Expenditure upto 31st March 1960.

	Total Capital Expenditure upto 31st March 1959.	Expenditure during 1959-60.	Total Capital Expenditure upto 31st March 1960.
	Rs.	Rs.	Rs.
<b>Extended Suburban Section</b>			
<i>Works in Progress—</i>			
(1) Construction of a school building for Gujarati School at Kandivli ...	139.65	...	139.65
(2) Construction of a school building for Goregaon Gujarati Hindi and Marathi School ...	...	74.81	74.81
(3) Extension of Buildings for Malesd East and West Marathi and Gujarati School ...	...	27,820.16	27,820.16
(4) Extension of Buildings for Borivali Marathi and Gujarati School ...	...	11,207.60	11,207.60
(5) Acquisition of Plot offered by Bombay Gorakshak Samiti in Kandivali East] ...	...	22,010.40	22,010.40
Total: Works in Progress ...	139.65	61,112.97	61,252.62
Total: Extended Suburban Section ...	139.65	61,112.97	61,252.62
<b>DISCOUNT AND OTHER CHARGES ON THE LOANS:</b>			
Discount and other charges on the Loans ...	2,44,495.14	...	2,44,495.14
Total: Loan Funds ...	90,70,017.91	36,96,913.46	127,66,931.37
<b>(2) Trust Funds</b>			
Works completed (as per Report for 1959-60) ...	68,775.90	...	68,775.90
<i>Works completed—</i>			
Construction of a school building on Plot No. 50 in T.P. Scheme No. III, Santacruz ...	7,678.59	...	7,678.59
<i>Works in Progress—</i>			
Construction of a school building on the Plot behind Jawahar Talkies, Kurla, for Hindi School ...	...	21,721.31	21,721.31
Total: Trust Funds ...	76,454.49	21,721.31	98,175.80
Grand Total ...	91,46,472.40	37,18,634.77	1,28,65,107.17

Note.—Capital expenditure upto 31st December 1950 is shown in Budget 'A' accounts under III.—Education Primary. (Appendix No. 8).

G. V. DAMLE,  
Chief Accountant.

M. G. PIMPUTKAR,  
Municipal Commissioner.

APPENDIX No. 37

EDUCATION FUND

Statement showing outstanding loans due by the Municipality, the interest outstanding on 1st April 1959 on the different Loans, the amount payable for the year 1959-60, the amount paid by the State Bank of India, and in Office during that year and the balances outstanding on 31st March 1960.

Particulars of Loans.	Rate of Interest.	Balance due on 1-4-59.	Amount raised in 1959-60.	Total.	Amount repaid in 1959-60.	Balance due on 31st March 1960.	Interest outstanding on 1-4-1959.	Interest payable in 1959-60.	Total Interest due.	Deduct Interest paid by the State Bank of India and in Office.	Outstanding balance on 31st March 1960.
(1)	(2)	(3)	(4)	(5)	(6)	(7)	(8)	(9)	(10)	(11)	(12)
<b>Loans raised from the Public</b>		Rs.		Rs.		Rs.	Rs. nP.	Rs. nP.	Rs. nP.	Rs. nP.	Rs. nP.
(1) The 5 Lakhs Education Loan of 1952	4 per cent.	5,00,000	...	5,00,000	...	5,00,000	120.00	20,000.00	20,120.00	18,660.00	1,460.00
(2) The 5 Lakhs Education Loan of 1952-53	4 per cent.	5,00,000	...	5,00,000	...	5,00,000	...	20,000.00	20,000.00	20,000.00	...
(3) The 15 Lakhs Education Loan of 1954	4 per cent.	15,00,000	...	15,00,000	...	15,00,000	24,058.00	60,000.00	84,058.00	77,863.00	6,195.00
(4) The 20 lakhs Education Loan of 1955	4 per cent.	20,00,000	...	20,00,000	...	20,00,000	9,822.00	80,000.00	89,822.00	70,607.00	19,215.00
(5) The 35 lakhs Education Loan of 1957.	4½ per cent.	35,00,000	...	35,00,000	...	35,00,000	...	1,48,750.00	1,48,750.00	1,48,750.00	...
(6) The 30 lakhs Education Loan of 1958	4½ per cent.	30,00,000	...	30,00,000	...	30,00,000	425.00	1,27,500.00	1,27,925.00	1,27,287.50	637.50
(7) The 50 Lakhs Education Loan of 1959.	4 per cent.	...	50,00,000	50,00,000	...	50,00,000	...	1,00,000.00	1,00,000.00	1,00,000.00	...
Loans from Public		1,10,00,000	50,00,000	1,60,00,000	...	1,60,00,000	34,425.00	5,56,250.00	5,90,675.00	5,63,167.50	27,507.50

G. V. DAMLE,  
Chief Accountant.

M. G. PIMPOTKAR,  
Municipal Commissioner.

**APPENDIX No. 38**  
**EDUCATION FUND**

*Statement showing the Actual Investments on account of the Sinking Fund of different Municipal Loans upto 31st March 1960, compared with the amounts which should have accumulated upto that date on the basis of the Fixed Instalments and the sums set aside as Sinking Fund as at 31st March 1960.*

Name of Loan	Amount raised	When raised	When repayable	Amount of Annual Sinking Fund Instalment	Date when Sinking Fund commenced	Amount of Sinking Fund which should have accumulated upto 31st March 1960 at compound Interest
1	2	3	4	5	6	7
	Rs.			Rs.		Rs. nP.
<i>4 percent. Municipal Loan (3½ percent. basis).</i>						
5 lakhs Education Loan 1952 ...	5,00,000	3rd September 1952.	1st September 1964	33,756.12	1st September 1953	2,70,384.87
5 lakhs Education Loan 1952-53 ...	5,00,000	26th November 1952.	1st September 1967	25,438.00	1st September 1953	2,03,756.00
15 lakhs Education Loan 1954 ...	15,00,000	16th October 1954.	1st September 1964	51,694.00	1st September 1955	2,84,691.00
<i>4 percent Municipal Loan (3½ percent. basis).</i>						
20 lakhs Education Loan 1955 ...	20,00,000	15th September 1955	15th September 1967	70,723.00	15th September 1956	3,03,774.00
<i>4½ percent Municipal Loan (3½ percent. basis).</i>						
35 lakhs Education Loan, 1957 ...	35,00,000	1st November 1957	1st November 1969	1,23,764.00	1st November 1958	2,55,533.00
30 lakhs Education Loan 1958 ...	30,00,000	11th August 1958	11th August 1970	1,06,084.00	11th August 1959	1,08,466.00
					Total ...	14,26,604.87

1	Amount actually invested upto 31st March 1960				Amount of interest accrued upto 31st March 1960 collected and invested in 1960-61	Total of Columns 5 and 6
	Amount of Sinking Fund invested upto 31st March 1960	Sinking Fund Instalments paid in 1959-60	Interest etc. ; accumulations invested in 1959-60	Total		
1	2	3	4	5	6	7
	Rs. nP.	Rs. nP.	Rs. nP.	Rs. nP.	Rs. nP.	Rs. nP.
Sinking Fund ...	9,73,259.69	4,11,459.12	43,236.26	14,27,955.07		
In Public Securities as detailed in Appendix No. 41.				14,27,876.26		
In Cash ...				78.81		
Total ...				14,27,955.07	10,602.99	14,38,558.06

The market value of the securities on 31st March 1960 is Rs. 14,49,069.10 as shown in Appendix No. 41 and after adding the Cash Balance of Rs. 78.81 the interest accrued on securities amounting to Rs. 10,602.99 the total amount of Sinking Fund is Rs. 14,59,750.90.

G. V. DAMLE,  
Chief Accountant

M. G. PIMPUTKAR,  
Municipal Commissioner.

**APPENDIX No. 39**  
**EDUCATION FUND**

*Statement of Advances for 1959-60.*

Name of Account.	Opening Balance on 1st April 1959		Debits during 1959-60		Total.		Credits during 1959-60		Closing Balance on 31st March 1960.	
	Rs.	nP.	Rs.	nP.	Rs.	nP.	Rs.	nP.	Rs.	nP.
<b>Municipal Officers:—</b>										
Standing Advances for Contingent expenses ...	23,476	63	2,296	62	25,773	25	479	37	25,293	88
Motor Cars and Motor cycles to officers.	880	00	...		880	00	880	00	...	
Loan Scholarships to Municipal Teachers under training ...	39,053	26	71,969	01	1,11,022	27	201	29	1,10,820	98
Dishonoured cheques ...	...		202	56	202	56	202	56	...	
	63,409	89	74,468	19	1,37,878	08	1,763	22	1,36,114	86
Sundries Miscellaneous Advances ...	60,378	34	2,69,197	97	3,29,576	31	76,854	54	2,50,721	77
<b>Total.</b>	<b>1,23,788</b>	<b>23</b>	<b>3,43,666</b>	<b>16</b>	<b>4,67,454</b>	<b>39</b>	<b>80,617</b>	<b>76</b>	<b>3,86,836</b>	<b>63</b>

**G. V. DAMLE,**  
*Chief Accountant.*

**M. G. PIMPURKAR,**  
*Municipal Commissioner.*

## APPENDIX No. 39-A

## EDUCATION FUND

## Statement of Deposit Accounts for 1959-60

Name of Account.	Opening Balance on 1st April 1959		Credits during 1959-60		Total.		Debits during 1959-60		Closing Balance on 31st March 1960.	
	Rs.	nP.	Rs.	nP.	Rs.	nP.	Rs.	nP.	Rs.	nP.
A.—Cash Deposits from Contractors, Tenderers and Municipal Employees ...										
(i) From Contractors ...	2,27,059	07	1,01,114	73	3,28,173	80	83,086	07	2,45,087	73
(ii) From Tenderers ...	32,936	00	1,44,643	00	1,77,579	00	1,05,465	00	72,114	00
B.—Cash Deposits from private parties received through Departmental Offices ...	34,907	84	15,776	20	50,684	04	23,508	25	27,175	79
C.—Other Cash Deposits ...										
(1) Provident Fund Advances etc. ...	52,904	17	63,090	87	1,15,995	04	53,911	40	62,083	64
(2) Pensions ...	8,280	54	5,324	43	13,604	97	5,728	54	7,876	43
(3) Co-operative Societies ...	5,573	41	23,030	12	28,603	53	21,748	11	6,855	42
(4) Interest on Securities of Endowment Funds ...	10,810	34	7,636	00	18,446	34	7,137	46	11,308	88
(5) Interest on other Securities ...	...		1,298	04	1,298	04	1,298	04	...	
(6) Income-tax on Establishments ...	125	08	449	93	575	01	179	60	395	41
(7) Unpaid Rent ...	86,678	15	82,380	61	1,69,058	76	86,339	64	82,719	12
(8) Court attachment and departmental dues ...	350	03	13,367	39	13,717	42	13,660	40	57	02
(9) Other Deposits ...	6,67,508	70	14,58,013	06	21,25,521	76	12,44,864	15	8,80,657	61
(10) Sales Tax ...	90	73	1,511	32	1,602	05	7	13	1,594	92
(11) Unclaimed Wages ...	1,77,713	12	2,97,625	75	4,75,338	87	2,61,305	71	2,14,033	16
(12) Municipal Contribution ...	1,73,489	15	16,384	14	1,89,873	29	...		1,89,873	29
D.—Paper Deposits kept in Office ...	...		6,700	00	6,700	00	...		6,700	00
E.—Paper Deposits from Contractors Municipal Employees etc.,	1,63,600	00	11,000	00	1,74,600	00	66,700	00	1,07,900	00
F.—Security Deposit for Supply of Text Books ...	...		...		...		...		...	
Wages Deposit Account ...	...		...		...		...		...	
Provident Fund Recoveries and Payments ...	..		51,57,694	32	51,57,694	32	51,57,694	32	...	
Total ...	16,42,026	33	74,07,039	91	90,49,066	92	71,32,633	82	19,16,432	42

G. V. DAMLE,  
Chief Accountant.M. G. PIMPUTKAR,  
Municipal Commissioner.



**APPENDIX No. 39BA**  
**EDUCATION FUND**

*Statement showing Interest accrued but not paid in respect of the following Municipal Loans credited to Suspense Account pending adjustment in their respective years of repayment outstanding on 31st March 1960*

Year of Adjustment	Particulars of Loan	Amount of Interest accrued but not paid outstanding	Date of maturity of loan
1953-54	Rs. 5 lakhs Education Loan of 1952-53	1,666 67	1-9-1964
1954-55	Rs. 5 lakhs Education Loan of 1952-53	1,666 67	1-9-1967
1955-56	Rs. 15 lakhs Education Loan of 1954	5,000 00	1-9-1964
1956-57	Rs. 20 lakhs Education Loan, 1955	3,777 78	15-9-1967
1959-60	Rs. 35 lakhs Loan of 1957-58	61,979 17	1-11-1969
1959-60	Rs. 30 lakhs loan of 1958-59	18,062 50	1-8-1970
	<b>Total</b>	<b>92,152 79</b>	

**G. V. DAMLE,**  
Chief Accountant.

**M. G. PIMPUTKAR,**  
Municipal Commissioner.

**APPENDIX No. 40**  
**EDUCATION FUND**

Statement showing the amounts of Receipts and Expenditure respectively credited and debited to the Education Fund during the year 1959-60 and the balance at the credit of the Fund at the close of the year 1959-60 (i.e., 31st March 1960).

	Ra.	nP.
<b>RECEIPTS—A.—REVENUE ACCOUNT</b>		
(1) Fees and Fines from Municipal Schools	38,46,134	00
(1 A) Education Cess		
(2) Contribution towards Primary Education from Municipal Corporation under Section 126C(c) of the Bombay Municipal Corporation Act—		
(i) From Budget 'A'	1,15,64,319	00
(ii) From Budget 'D'	19,49,038	00
(iii) From Budget 'F'	5,05,862	03
(2A) Special Contribution from :—		
(i) Budget 'A'	4,15,000	00.
(ii) Budget 'D'	70,000	00
(iii) Budget 'F'	15,000	00
(3) Contribution from Government under Clause 2(e) of Schedule BBA of the Bombay Municipal Corporation Act	33,12,625	00
(4) Interest on Endowment and Investments	6,760	58
(5) Rent and other proceeds of properties	34,273	89
(6) Interest and Profits on Investments of Surplus, Loan and other balances	2,63,611	04
(7) Miscellaneous Receipts	48,067	02
<b>Total—Revenue Receipts</b>	<b>2,20,30,690</b>	<b>56</b>
<b>RECEIPTS—B.—CAPITAL ACCOUNT</b>		
(1) New Loan	50,00,000	00
(2) Govt. Grant-in-Aid for Primary School Buildings constructed in the merged Suburban area		
(3) Trust Fund	7,372	00
<b>Total—Capital Receipts</b>	<b>50,07,372</b>	<b>00</b>
<b>RECEIPTS—C.—SUSPENSE ACCOUNT</b>		
Advances—Municipal Officers—		
(a) Standing Advances for Contingent Expenditure	479	37
(b) Motor Cars and Motor Cycles to Officers	880	00
(c) Dishonoured Cheques	202	56
(d) Loan scholarships to Municipal Teachers Under Training	201	29
Advance for purchase of Plant and Machinery	20,794	25
Sundries—Miscellaneous Advances	78,854	54
State Bank of India and other Local Banks Paper and Cash Account—including paper deposits in office custody		
Sinking Fund (Paper and Cash) Account	242	16
Endowment Fund (Paper and Cash) Account	620	78
Loan Fund (Paper and Cash) Account	18,865	00
Surplus Fund (Paper and Cash) Account	2,41,871	25
Sundry Deposits (Paper and Cash) Account	2,39,37,217	80
Deposit Account	22,49,345	59
Provident Fund Recoveries	51,57,694	32
Provident Fund Investments	15,22,789	92.
Cash Bills Outstanding		
Cheques Payable	2,43,80,284	92
Wages Deposit Account		
Municipal Contribution Receivable	1,15,339	63
Municipal Contribution Payable (Refundable)		
Endowment Fund Account	1,226	47
Sinking Fund Account—Education	4,54,695	38
Education Loan Interest Warrant Payable Account	4,34,833	00
Interest Receivable Account		
Interest accrued but not paid	80,041	67
Investment of Surplus Monies in Public Securities	3,03,505	87
Advances from Surplus Monies for financing Capital Expenditure pending raising of Loan.		
<b>Total—Suspense Receipts</b>	<b>58,99,985</b>	<b>77</b>

## APPENDIX No. 40. (Contd.)

<b>EXPENDITURE—A.—REVENUE ACCOUNT</b>		Rs.	nP.
A.—General Supervision and Administration	...	5,14,001	19
B.—Municipal Primary Schools	...	1,96,78,082	96
C.—Private Primary Schools	...	5,83,307	08
D.—Medical Inspection of school children	...	2,93,052	81
E.—Enforcement of Compulsion	...	2,380	07
F.—Educational Activities	...	1,63,647	77
G.—Pension and Provident Fund	...		
H.—Dearness Allowance	...		
I.—New Works	...	18,630	73
J.—Debt Charges	...	11,65,250	08
K.—Training Facilities for Municipal Teachers.	...	22,826	31
L.—Proportionate cost of collection of Education Cess	...	89,567	68
<b>Total—Revenue Expenditure</b>	...	<b>2,25,41,756</b>	<b>68</b>
<b>EXPENDITURE—B.—CAPITAL ACCOUNT</b>			
(1) Loan Funds—	...	36,96,913	46
Discount and other charges on New Loan	...		
(2) Trust Fund	...	21,721	31
<b>Total—Capital Expenditure</b>	...	<b>37,18,634</b>	<b>77</b>
<b>EXPENDITURE—C.—SUSPENSE ACCOUNT</b>			
Advances—Municipal Officers—			
(a) Standing Advances for contingent expenditure	...	2,296	62
(b) Motor Cars and Motor Cycles to Officers	...		
(c) Dishonoured Cheques	...	202	56
(d) Loan Scholarship to Municipal Teachers under Training	...	71,969	01
Advance for purchase of Plant and Machinery	...		
Sundries—Miscellaneous Advances	...	2,69,197	97
State Bank of India and other Local Banks Paper and Cash Account—including Paper			
Deposits in office custody			
Sinking Fund (Paper and Cash) Account	...	4,54,937	54
Endowment Fund (Paper and Cash) Account	...	1,525	00
Loan Fund (Paper and Cash) Account	...	7,602	23
Surplus Fund (Paper and Cash) Account	...	1,06,812	25
Sundry Deposits (Paper and Cash) Account	...	2,62,99,240	03
Deposit Account	...	19,74,939	50
Provident Fund Payments	...	51,57,694	32
Provident Fund Investments	...	15,22,789	92
Cash Bills Outstanding	...	...	
Cheques Payable	...	2,44,51,561	73
Wages Deposit Account	...	...	
Municipal Contribution Receivable	...	1,94,745	82
Municipal Contribution Payable (Refundable)	...	...	
Endowment Fund Account	...	322	25
Sinking Fund Account Education	...	...	
Education Loan Interest Warrants—Payable Account	...	4,37,751	00
Interest Accrued but not paid	...	...	
Interest Receivable Account	...	...	
Investment of Surplus Monies in Public Securities	...	3,03,505	87
Advances from Surplus Monies for financing Capital Expenditure pending raising of Loan	...	...	
<b>Total—Suspense Expenditure</b>	...	<b>6,12,57,093</b>	<b>62</b>

## APPENDIX No. 40 (Contd.)

## SUMMARY

Receipts.		Disbursements.
Rs. nP.		Rs. nP.
25,18,949 66	Balance on 1st April 1959—	
2,20,36,690 56	A.—Revenue Account	2,25,41,753 68
50,07,372 00	B.—Capital Account	37,18,634 77
5,89,99,985 77	C.—Suspense Account	6,12,57,093 62
8,60,38,048 33	*Balance on 31st March 1960	8,75,17,485 07
8,85,56,997 99	Total	10,39,512 92
		8,85,56,997 99
Bank's Reconciliation—		Rs. nP.
*Balance as per Bank's Pass Book		9,72,459 66
Add—Revenue sent to the Bank on 31st March 1960 but acknowledged on 1st April 1960.		7,329 50
		9,79,789 16
Less—Uncashed cheques		69,535 88
Balance as per Day Book (Col. No. 10)		9,10,253 28
Balance in Office in Government Promissory Notes etc.		Rs. nP. 12,700 00
Balance in Office in Cash		1,16,559 64
		1,29,259 64
		10,39,512 92

G. V. DAMLE,  
Chief Accountant.

M. G. PIMPOTKAR,  
Municipal Commissioner.

**APPENDIX No. 41**  
**EDUCATION FUND**

*Comparison of Face, Purchase and Market Values at 31st March 1960  
of the different Securities held in the Sinking Fund*

Particulars of Securities	Face value	Purchase rate per cent.	Book Value	Market rate per cent.	Value at Market Rate (Municipal Debentures being valued at par)
	Rs.	Rs.	Rs. nP.	Rs.	Rs. nP.
4 per cent. Municipal Debentures ...	2,59,000	99½	2,57,057.50	Par	2,59,000.00
" " " " ...	6,00,000	99½	5,97,000.00	"	6,00,000.00
" " " " ...	2,45,000	99½	2,44,387.50	"	2,45,000.00
" " " " ...	1,33,000	100	1,33,000.00	"	1,33,000.00
4½ per cent. Municipal Debentures ...	96,000	98½	94,800.00	"	96,000.00
3½ " " " " ...	6,000	87 3/25	5,227.20	"	6,000.00
" " " " ...	1,09,500	87½	95,812.50	"	1,09,500.00
3 per cent. Conversion Loan, 1946 ...	400	82½	330.00	73.20	292.80
3 per cent 1st Development Loan 1970-75 ...	300	87½	261.56	92.10	276.30
Total ...	14,49,200		14,27,876.26		14,49,069.10

**G. V. DAMLE,**  
*Chief Accountant*

**M. G. PIMPOTKAR,**  
*Municipal Commissioner.*

**APPENDIX No. 41-A  
EDUCATION FUND**

*Statement showing the amount of and object for which the endowments held under the Endowment Fund were received from different parties upto 31st March 1960.*

Serial No.	Name of Donor.	Object for which endowment is given.	Particulars of Securities.	Face value.	Rate per cent.	Book value.
				Rs.	Rs. a. p.	Rs. pP
1	Smt. Anandibai Keskar	"Amandibai Keskar Prize" at Dadar Kumbharwada Marathi Girl's School	3 per cent. Conversion Loan 1946	100	Par	100 00
2	Bachubai S. Bengalee	"Bachubai Sorabji Bengalee and Sorabjee Shapurji Bengalee Prizes" at S. S. Bengalee Gujarati Girl's School.	{ 4 per cent. Bombay Port Trust Bonds 3 per cent. 1st Development Loan 1970-75	1,000 500	Par 87 3	1,000 00 435 94 25 62
3	Bai Gulabbai H. Shah Memorial Committee	"Bai Gulabbai Haribhai Shah Prize" at Gujarati Schools.	{ 3 per cent. Conversion Loan 1946 3 per cent. 1st Development Loan 1970 75	900 300	Par 87 3	900 00 261 56
4	Bai Kashibai Itchhashankar Joshi	"Bai Kashibai Itchhashankar Joshi Prizes" at Bhuleshwar Gujarati Girls' School.	3 per cent. Non-terminable Loan 1896-97	1,300	...	1,202 00
5	Mr. Mathuradas Tricundas and Sheth Vithaldas Damodar Govindjee Trustees.	"Bai Nandubai d/o Ruttansay Raghavji alias Bai Gunvantibai w/o Chhabildas Chutarbhuj Bhagat's scholarships" at Gujarati Girls Schools.	2½ per cent. Govt. Loan 1961.	4,200	Par	4,200 00
6	Mr. Ramdas Madhavji	Behn Manjula d/o Ramdas Madhavji Memorial Fund" for distributing laharies at Bhuleshwar Gujarati Girls' School.	{ 3 per cent. Conversion Loan 1946 3½ per cent. Bombay Municipal Debentures 1947 3 per cent. 1st Development Loan 1970-75	2,500 500 100	Par 99 4 87 3	2,500 00 496 25 87 19 31 31
7	Dr. Blaney Memorial Fund	"Dr. Blaney Prize"	{ 3 per cent. 1st Development Loan 1970-75 do	1,100 600	98 8½ 87 3	1,083 84 523 12 25 62
8	Mr. Nawrosji Sorabji Bengalee son of Meherbai Kola and late students and sympathisers etc. of the S. S. Bengalee Gujarati Girls, School.	"Golden Jubilee of the S. S. Bengalee Gujarati Girls' School Trust Fund" and "Nowrosji Bengalee Trust Fund" scholarship prizes etc., at S. S. Bengalee Gujarati Girl's School.	{ 4 per cent. Bombay Municipal Debentures 1954 3 per cent. 1st Development Loan 1970-75 3 per cent. Conversion Loan 1946	3,500 300 1,900	99 12 87 3 Par	3,491 25 261 56 1,900 00
9	Harikondas Brijlal Memorial Committee	"Harikondas Brijlal Prize" at Buddiwardhak, Gujarati Boy's School	{ 3 per cent. Conversion Loan 1946 3 per cent. 1st Development Loan 1970-75	500 200	Par 87 3	500 00 174 37 12 81
10	The Anjaria Memorial Fund Committee	"Himatlal Ganeshji Anjaria Scholarship" to teachers under training	{ 3 per cent. Conversion Loan 1946 3 per cent. 1st Development Loan 1970 75	1,200 500	Par 87 3	1,200 00 435 94
11	Messrs. Jairajbhoy Peerbhoy and Noormahomed Jairajbhoy Peerbhoy.	"Jairajbhoy Peerbhoy Gujarati Girl's School Fund".	{ 4 per cent. Bombay Municipal Debentures 1954 3 per cent. Conversion Loan 3 per cent. 1st Development Loan (1970-75)	2,000 15,000 400	99 12 Par 87 3	1,995 00 15,000 00 348 75 56 25
12	Executors of the will of the late Jeshtaram Premji	"Jeshtaram Premji School Trust Fund"	{ 3 per cent. Conversion Loan 1946 4 per cent. Bombay Municipal Debentures (180 lacs) 1954 4 per cent. Bombay Port Trust Bonds (1913)	9100 4,500 500	Par 99 12 116 0	9,100 00 4,488 75 580 00
13	Bai Jivkore Lallubhai	"Bai Jivkore Lallubhai Scholarship and Prize" at S. S. Bengalee Gujarati Girls' School.	{ 2½ per cent. Govt. Loan 1961 3 per cent. Conversion Loan 1946 22 Ordinary shares of Rs. 250 each in Commercial Ahmedabad Mills Co. Ltd. 3½ per cent. Bombay Municipal Debentures 1977 3 per cent. Conversion Loan 1946	400 5,400 5,500 2,500 1,600	98 14 100 4 Par 87 2 82 8	395 50 5,413 50 5,500 00 2,178 12 1,320 00

APPENDIX No. 41A—(contd.)  
EDUCATION FUND

Serial No	Name of Donor	Object for which endowment is given.	Particulars of Securities	Face value.	Rate per cent.	Book Value.
				Rs.	Rs. nP.	Rs. nP.
			4½ Bombay Municipal Debentures, 1957 ...	1,500	98 75nP.	1,481 25
			3½ Bombay Municipal Debentures (1.25 Crores Loan Rep. 1977) ...	2,000	98 8	1,970 00
			4 per cent. Bombay Municipal Debentures 1959 ...	1,000	Par	1,000 00
			3 per cent. Conversion Loan 1946 ...	1,800	80 9	1,450 12
14	Residents of Girgaum Locality	... "Khurshedbai Byramji Wadia Prize" for Municipal Girgaum Gujarati School	{ 3½ per cent. Bombay Municipal Debentures Rep. 1977 3 per cent. 1st Development Loan 1970-75	500 100	98 2 87 3	490 62 87 19
15	Lord Hardinge Birth day Celebration Committee.	... "Lady Hardinge Prize" at Municipal Schools	{ 3 per cent. 1st Development Loan (1970-75) 3 per cent. 1st Development Loan 1970-75	1,200 900	98 8½ 87 3	1,182 37 784 69
16	The Limaye Satkar Mandal	... "Limaye Prize" at Municipal Marathi Schools	{ 3 per cent. Conversion Loan 1946 3 per cent. 1st Development Loan 1970-75	500 100	Par 87 3	500 00 87 19
17	Mr. Bhagwandas Madhavdas Raghunathdas	... "Madhavdas Raghunathdas Prize" to girls of S. S. Bengali Gujarati Girls' School.	{ 3 per cent. Conversion Loan 1946 3 per cent. 1st Development Loan 1970-75	500 100	Par 87 3	500 00 87 19
18	Bai Janabai Rokde	... "Madhavrao Rokde Free School Endowment and Trust Fund"	{ 3 per cent. 1st Development Loan (1970-75) Do. do. 3 per cent. Conversion Loan 1946 3 per cent. Conversion Loan 1946 4 per cent. Bombay Municipal Debentures 1954	20,000 300 200 100 7,500	98 8½ 87 3 101 8 82 8 99 12	19,706 25 261 56 203 00 82 50 7,481 25
19	Ratansee Mulji	... "Manekbai Ratansi Mulji Prize" at Ratansi Mulji Gujarati Boys' School	{ 4 per cent. Bombay Port Trust Bonds 3 per cent. 1st Development Loan 1970-75	1,000 300	Par 87 3	1,000 00 261 56
20	Municipal Gulabbai Central Gujarati Girls' School Diamond Jubilee Memorial Committee.	... "Municipal Gulabbai Central Gujarati Kanyashala Diamond Jubilee Memorial Fund" for imparting education in tailoring, cutting and sewing.	3 per cent. Conversion Loan 1946	5,200	Par	5,200 00
21	Bai Navalbai d/o. Raghunathdas Gopaldas	... "(Navalbai) The Nagardas Raghunathdas scholarship" at Nagardas Raghunathdas Gujarati Boys' School.	{ 4 per cent. Bombay Port Trust Bonds 3 per cent. 1st Development Loan 1970-75	2,500 500	Par 87 3	2,500 00 435 94
22	Messrs. Raghunthdas Gopaldas, Dharamdas Tribhuvandas, Ranchoddas Dharamdas and Ishwaradas Lakhmidas.	... "The Nagardas Raghunathdas Gujarati Boys' Scholarships and Endowment" at Nagardas Raghunathdas Gujarati Boys' School.	3 per cent. Conversion Loan 1946	23,000	Par	23,000 00
23	Gujerati Teachers Association	... "Prof. N. G. Welinkar Prizes" to Pupils of Gujarati Schools	{ 3 per cent. Conversion Loan 1946 3 per cent. 1st Development Loan 1970-75	1,000 400	94 5 87 3	943 12 348 75
24	Executors of the Estate of the late Mr. Nowrojee Sorabjee Bengalee J. P.	... "Nowrojee Sorabjee Bengalee Prize" at S. S. Bengalee Municipal School	{ 3 per cent. Conversion Loan 1946 3 per cent. 1st Development Loan 1970-75	2,000 300	Par 87 3	2,000 00 261 56
25	Jagjivan Raisy Raja Nephew of Paramand Raja	... "The Paramanand Raja Endowment Fund"	3 per cent. Conversion Loan 1946	13,800	Par	13,800 00
26	Parwatibai Dwarkadas Tribhuvandas	... "Bai Parwatibai Dwarkadas Prize" at Bhulehwar Gujarati Girls' School...	3 per cent 1st Development Loan (1970-75)	200	87 3	174 37
27	The Trustees of Bai Padmabai Trust	... "The Padmabai Quran Sharif Urdu School Trust Fund"	3 per cent. Conversion Loan 1946	6,500	Par	6,500 00

\* Represents balance in Cash with the State Bank of India.

APPENDIX No. 41A—(contd.).  
EDUCATION FUND.

Serial No.	Name of Donor.	Object for which endowment is given.	Particulars of Securities.	Face value.	Rate per cent.	Book Value
28	Sir Currimbhoy Ibrahim, Bart	... "The Rahimtulla Currimbhoy Training Institution Scholarships" at Imamwada Urdu School.	{ 4 per cent. Bombay Municipal Debenture 1954 (180 Lakhs) ... 3 per cent. Conversion Loan 1946 ... 3½ per cent. Bombay Municipal Debentures, 1977 ...	17,000 1,000 8,500	99 12 Par 87 2 0	16,957 50 1,000 00 7,405 62 *42 50
29	Mr. Laldas Prabhudas	... "Bai Rambhabai Laldas Prabhudas Girls' School Scholarship and Endowment and Trust Fund" for Bai Rambhabai Laldas Prabhudas Girls' School.	4 per cent. Bombay Port Trust Bonds	10,000	Par	10,000 00
30	Mr. Rattansee Mulji	... "Rattansee Mulji Scholarship and Endowment Fund" at Ratansee Mulji Gujarati Boys' School.	4 per cent. Bombay Port Trust Bonds	10,000	Par	10,000 00
31	Bai Walibai w/o Vallabhadas Vishram Mowji	... "Bai Walibai Vallabhadas Endowment Fund"	4 per cent. Bombay Municipal Debentures	29,000	Par	29,000 00
32	S. B. Pendurkar Memorial Mitra Mandal	... "S. B. Pendurkar Memorial Prizes" at Municipal Marathi Schools	{ 3 per cent. Conversion Loan 1946 ... 3 per cent. 1st Development Loan 1970-75 ...	600 200	Par 87 3	600 00 174 37
33	Kashalkar Satkar Committee	... "Shantabai Kashalkar Prizes" at Municipal Marathi Schools	{ 2½ per cent. Loan 1961 ... 4 per cent. Bombay Municipal Debentures (180 lacs... 1954) ...	400 3,000	99 0	396 00 *4 00 2,992 50
34	Sheth Dwarkadas Tribhuvandas, J.P.	... "Sheth Dwarkadas Tribhuvandas J.P., Garba Party Lahani Trust Fund" at Bhuleshwar Gujarati Girls' Schools.	{ 4 per cent. Bombay Municipal Debentures ... 4½ per cent. Bombay Municipal Debentures, 1957 ... 3 per cent. 1st Development Loan 1970-75 ...	2,500 500 300	Par 98 75 nP.	2,500 00 493 75 261 56 *6 25
35	Sheth Dwarkadas Tribhuvandas, J.P.	... "Sheth Dwarkadas Tribhuvandas Prizes" at Walkeshwar group of schools	{ 4 per cent. Bombay Municipal Debentures (180 lacs... 1954) ... 4½ per cent. Bombay Municipal Debentures 1957 ... 3 per cent. 1st Development Loan 1970-75 ...	3,000 500 200	99 12 98 75 nP. 87 3	2,992 50 493 75 174 37 *6 25
36	Teachers and Pupils of the Municipal S. S. Bengali Gujarati Girls' School.	... "S. S. Bengali Gujarati Girls' School Trust Fund" prize at S. S. Bengalee Gujarati Girls' School.	3 per cent. Conversion Loan 1946	100	97 10	97 63 *2 37
37	Mr. Virji Peraj, Managing Trustee of the Peraj Padamsi Lohana Girls' School.	... "The Thakkar Peraj Padamsi Lohana Kanyashala Trust and Endowment Fund."	4 per cent. Bombay Municipal Debentures (180 Lacs 1954)	8,000	99 12	7,980 00 *20 00
38	Primary Teachers' Association	... "R. S. Taki Scholarship and Prizes"	{ 3 per cent. Conversion Loan 1946 ... 3 per cent. 1st Development Loan 1970-75 ...	1,100 300	Par 87 3	1,100 00 261 56
39	Vishnupant Pagnis Satkar Samiti Bombay	... "Vishnupant Pagnis Prizes"	{ 3 per cent. Conversion Loan 1946 ... Do. ... 3 per cent. 1st Development Loan 1970-75 ... 3 per cent. 1st Development Loan (1970-75) ... 3 per cent. Conversion Loan 1946 ... 4 per cent. Bombay Municipal Debentures 180 lacs 1954 ...	1,500 200 300 400 3,500 1,500	Par 82½ 87 3 87 3 Par	1,500 00 165 00 261 56 348 75 3,500 00 1,496 25 *52 50
41	Mr. Lalubhai Trimbakram, Executor of the Will of Bai Matubai Ratansi Dhanji.	... "Matubai Ratansi Dhanji Gujarati School Endowment Fund"	3½ per cent. Bombay Municipal Debentures 1977	50,000	Par	50,000 00
42	Smt. S. Dallas	... "Dallas Fund" Monetary help to the staff of Education Officer's office and Gujarati Teachers until the Corpus of the fund is wiped out.	3 per cent. Conversion Loan 1945	5,700	80 9	4,592 06
43	The Society for the promotion of Education among the masses known as the Dadabhoy Nowroji Poor Boys Seminary.	Donation for the promotion of Education among the masses	3 per cent. Conversion Loan, 1946	8,000	Par	8,000 00
44	Mr. Mukund Sadashiv Patil	... "Sadashiv Harishchandra Patil Prize Fund"	3 per cent. Conversion Loan, 1946	500	"	500 00
45	Trustees of the Estate of the Late N. P. Vakil	... "Sir Nowroji Pestonji Vakil Scholarship Fund" for depressed class pupils.	{ 3 per cent. Conversion Loan, 1946 ... 3 per cent. 1st Development Loan 1970-75 ... 4 per cent. Bombay Municipal Debentures (180 lacs) 1954 ...	4,500 200 500	87 3	4,500 00 174 37 498 75



46	Messrs. Narayan Ramchandra Deo and Atmaram Ramchandra Deo.	"The Ramchandra Sitaram Deo alias Balu Bhatji Prize Fund"	...	3 per cent. Conversion Loan, 1946	...	500	Par	500 00		
47	Prof. V. G. Rao	Prof. V. G. Rao's Scheduled Class Scholarships	...	3 per cent. Conversion Loan, 1946	...	400	82 8	400 00		
48	Smt. Manoramabai Govindrao Kulkarni	"Manoramabai Govindrao Kulkarni Prize"	...	3 per cent. Conversion Loan, 1946	...	300	82 8	247 50		
49	Diwan Bahadur G. S. Rao	"Diwan Bahadur G. S. Rao Prize"	...	3 per cent. 1st Development Loan 1970-75	...	300	87 3	261 56		
50	The Secretary, Municipal Marathi Teachers' fund.	Shikshak Fund Prizes to children of Municipal Teachers' from the Marathi side.	...	3 1/2 per cent. Bombay Municipal Debentures 3 per cent. Conversion Loan 1946	...	2,500 300	87 82 8	2,175 00 247 50 *77 50		
51	Executor of the Will of the late Shri D. H. Bondre.	D. H. Bondre Prizes to backward class students.	...	3 1/2 per cent. Bombay Municipal Debenture 1977 3 per cent. Conversion Loan 1946 3% 1st Development Loan 1970-75	...	1,000 100 100	87 82 8 87 3	870 00 82 50 87 19 *15 31		
52	Trustees of the late Sheth Laldas Prabhudas Kothari	Distribution of prizes, sweetmeats etc. to students of Rambhabai School, in the name of Bai Rambhabai Laldas Kothari	...	3 per cent. Conversion Loan 1946	...	1,700	Par	1,700 00		
53	Shri Laldas Jannadas	Laldas Jannadas Prize to the pupil Standing first in fourth Standard Examination from each side by rotation	...	4 per cent. Bombay Municipal Debentures (180 Lakhs) (1954)	...	1,000	99 12	997 50 *2 50		
54	Shri N. V. Bandukwala on behalf of Shri S. Saifuddin owner of Badri Mahal	Badri Mahal Scholarship to the pupil standing first in annual examination of Std. V, of each side by rotation	...	4 per cent. Bombay Municipal debentures (180 lacs) 1954	...	1,000	99 12	997 50 *2 50		
55	The Secretary R. V. Paulekar's 71st Birthday Celebration Committee	'R. V. Parulekar Prizes' to the Children of Municipal Primary Teachers securing highest percentage of marks in the S. S.C. & P.S.C. Examinations	...	4% Bombay Municipal Debentures (180 lakhs) 1954 3% 1st Development Loan 1970-75	...	2,500 200	99 12 87 3	2,493 75 174 37 *67 13		
56	Shri S. K. Bhiwandkar retired Superintendent of Municipal Marathi Schools	Cash Prizes to a pupil from Municipal School standing first in the P. S.C. Examination and joining a Secondary School in that year.	...	4% Bombay Municipal Debentures, 1953	...	1000	99 4	992 50 *8 50		
57	Smt. Bayobai Rahurkar	Smt. Bayobai Rahurkar Prizes for pupils standing first at the P.S.C. Examination from the five selected Marathi Schools	...	3 per cent 1st Development Loan 1970-75 4 1/2 per cent. Bombay Municipal Debentures 1957	...	100 500	87 19 nP. 98 75 nP.	87 19 493 75 *70 06		
58	Smt. Vanmalabai Virsen Jaykar Prize Fund	Smt. Vanmalabai Virsen Jaykar Prizes to pupils standing first in Std IV in each of the three selected Schools.	...	4 1/2 per cent Bombay Municipal Debentures 1957	...	500	98 75 nP.	493 75 *6 25		
59	Smt. Lakshmbai Khade, (Ex-head teacher)	Smt. Lakshmbai Khade Prizes to pupils in each of the four selected schools.	...	4 1/2 per cent. Bombay Municipal Debenture 1957	...	500	98 75 nP.	493 75 *31.25		
						Total	...	3,50,600	...	3,45,066 28 866 05
						Grand Total	...	3,45,932 33		

\* Represents balance in cash with the State Bank of India.

G. V. DAMLE,  
Chief Accountant.

M. G. PIMPUTKAR,  
Municipal Commissioner.

# ASSESSMENT AND COLLECTION

## ADMINISTRATION REPORT FOR THE YEAR 1959-60.

Shri I. N. Mehta, B.A., was in charge of the department from 1st April 1959 to 31st May 1959 and from 1st October 1959 to 21st November 1959. He retired from Municipal service on 22nd November 1959. Shri N. S. Shirodkar, B.A., acted as Assessor and Collector during the period from 1st June 1959 to 30th September 1959 and held charge permanently from 22nd November, 1959 to 31st March 1960.

**Rates of Taxation.**—The rates of taxation on lands and buildings continued to be the same as in the preceding year save in the case of General Tax which was increased by 2 per cent and water tax which was increased by 0.75 per cent. The rates of Taxation thus stood as follows :—General Tax (including Fire tax) at 19.75 per cent, Water Tax at 4.50 per cent, Halalkhor tax @3.50 per cent. Education cess at a graduated scale as under :—

	Rate.
Rateable Value Re. 1 to Rs. 74 ... ..	Nil.
Rateable Value Rs. 75 to Rs. 299 ... ..	1 per cent.
Rateable Value Rs. 300 and above ... ..	1.50 per cent.

The Education Cess is leviable on the aggregate rateable value of all buildings and lands owned by one person in the same locality. The tax on vehicles and animals was levied at the maximum rates prescribed in Schedule G of the Bombay Municipal Corporation Act. The rates charged for the supply of water by meter measurement continued to be the same as in the previous year. These rates ranged between Rs. 0.75 and Rs. 2.50 per 1,000 gallons according to the classes of properties.

**Properties** :—The total number of properties on the 31st March 1960 was 56,363 as shown in Appendix 'A'. Out of these properties 53,048, were assessed to General tax and 2,189 were exempted from it under Section 143 (1) (a) of the Bombay Municipal Corporation Act. Vacant lands owned by Government are not assessed till they are beneficially occupied while Railway lands are assessed in lump. The number of Municipal properties exempted from General tax under the provisions of the Bombay Municipal Corporation Act, during the year was 1,126.

Properties newly erected, demolished and enlarged during the year numbered 524, 252 and 310 respectively, the corresponding figures for the year 1958-59 being 1,434, 383 and 1,153. The number of single room tenements, double room tenements and flats in the City on the 31st March 1960, was 2,70,508, 34,729 and 68,538 respectively.

**Rateable Value** :—The rateable value of all properties in the City on the 31st March 1960, was Rs. 28,92,71,848 as against Rs. 27,77,90,591 on the 31st March 1959. It worked out to Rs. 124.37 nP. per head of population of 23,25,945 as per the census of 1951 of the City proper against Rs. 119.43 nP in the preceding year. In 178 cases, the rateable value was increased by more than Rs. 2,000 in each case.

**Vehicles and Animals** :—Particulars of vehicles and animals taxed during the year (exclusive of those taxed under the Public Conveyance Act) and those taxed under the Public Conveyance Act are given in Appendices 'E' and 'F' respectively.

Under Section 185 of the Bombay Municipal Corporation Act, wheel tax in respect of hack-victorias, labour carts (without pneumatic tyres) and hand-carts (without pneumatic tyres) ordinarily leviable at Rs. 112, Rs. 40 and Rs. 8 per annum, respectively, was compounded for the year 1959-60 at Rs. 100, Rs. 35 and Rs. 6 respectively vide Standing Committee Resolution No. 3018 dated 4th February, 1959 as the owners of these vehicles were required to pay the tax for the whole year in advance (Section 198 of the Bombay Municipal Corporation Act) instead of quarterly as in the case of other vehicles.

The tax collected on hand-carts and bullock carts for the year 1959-60 amounted to Rs. 73,675 as against Rs. 73,232 in the preceding year.

**Bills** :—The total number of bills in respect of property taxes and wheel tax issued during the year was 1,31,617 and 1,49,542 respectively, of which 7,629 and 12,984 respectively were for previous years and 1,24,348 and 1,36,558 respectively for the year 1959-60.

*Total demand, collection and outstanding of all taxes for previous years and for the year 1959-60.*

(Amounts of 50 Naye paise and above are counted as a rupee and those below 50 Naye Paise are omitted).

Year.	Particulars.	Outstanding on 31-3-59.	Amount of bills issued including the demand for contributions from Government and B.P.T.	Gross demand or total issue.	Amount of bills recalled and cancelled and drawback admissible.	Net demand.	Collection in 1959-60.	Outstandings on 1-4-1960.	Percentage of outstanding to net demand.
Previous years	... Property	... 2,77,23,136	1,23,29,665	4,00,52,801	34,67,469	3,65,85,332	2,30,54,838	1,35,30,494	36.98
1959-60	... Do.	... ..	9,86,80,452	9,86,80,452	99,80,131	8,87,00,321	6,66,79,097	2,20,21,224	24.94
	Total	... 2,77,23,136	11,10,10,117	13,87,33,253	1,34,47,600	12,52,85,653	8,97,33,935	3,55,51,718	28.38
Previous years	... Wheel Tax	... 25,70,893	4,99,447	30,70,340	3,74,078	26,96,262	10,65,809	16,30,453	60.47
1959 60	... Do.	... ..	54,82,775	54,82,775	1,16,594	53,66,151	38,79,765	14,86,416	27.69
	Total	... 25,70,893	59,82,222	85,53,115	4,90,672	80,62,443	49,45,574	31,16,869	38.66
	Grand Total	... 3,02,94,029	11,69,92,339	14,72,86,368	1,39,38,272	13,33,48,096	9,46,79,509	3,86,68,587	29.00
	Amount of taxes collected but held in deposit.....						19,00,000	19,00,000	...
							9,65,79,509	3,67,68,587	27.57

The percentage of recovery to the total demand during the year was 72.43.

Out of the total net demand of Rs. 13,33,48,096 a sum of Rs. 2,15,62,266 was not effective demand on account of complaints and appeals against rateable values and other valid disputes. The effective demand therefore was Rs. 11,17,85,890 and the percentages of recovery as against this effective demand was Rs. 86.40. The percentage of outstanding to the effective demand will, therefore be 13.60.

**Total net demand, collection and outstandings compared with those for the previous two years.**

Year.	Total net demand	Collection	Percentage.	Outstanding.	Percentage.
	Rs.	Rs.	Rs.	Rs.	
1957-58	10,16,70,344	7,87,98,397	77.50	2,28,71,947	22.50
1958-59	11,39,53,622	8,36,59,605	73.42	3,02,94,028	26.58
1959-60	13,33,48,096	9,46,79,509	71.00	3,86,68,587	29.00

**Particulars of Outstandings.**

Particulars.	Amount outstanding on 31-3-1960.	
	Effective Demand	Provisional Demand
	Rs.	Rs.
(1) (a) Government property taxes and water charges	7,56,500.12	
(b) Amount due by other Government departments	47,314.88	
(c) Amount due by the Dy. Custodian of Evacuee Property	5,22,301.36	
(2) Western Railway	2,18,695.66	
(3) Central Railway	6,14,342.43	
(4) Bombay Port Trust	22,419.92	13,33,660.99
(5) Court Receiver, Official Assignee etc.	10,46,835.11	
(6) (a) Bombay Municipal Corporation (Impts.)	4,60,581.77	
(b) Other Municipal Departments	16,65,927.51	
(7) (a) Properties attached	6,79,227.76	
(b) Properties proposed to be attached	14,71,980.78	
(8) Suits filed	1,75,805.91	
(9) Appeals against rateable values		16,15,777.42
(10) Complaints against rateable values		3,98,443.50
(11) Complaints against rateable values of Textile Mill		31,32,997.81
(12) Amounts involved in respect of properties occupied on flat-ownership basis.	19,18,033.23	
(13) Instalments allowed by M. C. or D. M.C.	6,46,015.62	
(14) (a) Disputes regarding water tax or water charges		14,24,668.96
(b) Disputes regarding Wheel tax		20,03,777.42
(15) Amount bills issued due to revision of assessment		1,16,52,880.64
(16) Other ratepayers Property taxes	57,51,454.03	
Wheel tax	11,08,943.17	
Total	1,71,06,379.26	2,15,62,206.74
Grand Total Rs.	3,86,68,586.00	

As regards 1(a), (b), payment was not received before the 31st March, 1960.

As regards (c), payment has been disputed on the plea that that the properties acquired are exempted from General tax. The matter is under correspondence.

As regards 2 and 3, payment was not made before the 31st March 1960.

As regards 4, out of the amount of Rs. 13,56,080.91 water charges bills amounting to Rs. 13,33,660.99 have been disputed and the Hydraulic Engineer is conducting correspondence in the matter with the B. P. T. authorities.

As regards 5, payments are made as and when funds are available.

As regards 6(a), the amount awaits adjustment.

As regards 6(b) water charges bills for Rs. 8,83,300 for water supplied to the merged areas in the extended suburbs will be adjusted by A. E. (West) when the necessary provision in the Budget is made. The remaining amount awaits adjustment.

As regards 9 and 10, payments will be received after the disposal of appeals or complaints, as the case may be.

As regards 11, the amount represents the difference of taxes between the revised and original rateable values and payment thereof will be received when complaints against the rateable values of textile mills are disposed of.

As regards 12, there are peculiar legal difficulties involved in effecting recovery from the flat-owners and the question of amending the Bombay Municipal Corporation Act suitably is under consideration.

As regards 14(a) (b), the matter is under correspondence.

As regards 15, amended bills amounting to Rs. 1,16,52,880.64 were issued in the month of March 1960 due to revision of assessment in the rateable values of properties on account of improvements, additions and alterations and completion of new constructions effected late in the year.

(Note :—From April to 15th July, 1960, the amount recovered out of the outstandings noted above is about Rs. 89 lacs.)

**Miscellaneous Receipts.**—Miscellaneous receipts realised from notices of demand, distress warrants, battaki fees, inspection fees and other items amounted to Rs. 59,154.48 against Rs. 60,892.54 in the preceding year.

**Meter Hire.**—Receipts from meter hire amounted to Rs. 2,66,450.85 against Rs. 2,34,708.81 in the previous year.

**Exemptions.**—The amount of full exemption allowed in respect of General tax on properties entitled to such exemption under Section 143 (1)(a) and (b) and under Article 285 of the constitution of India and the amount of partial exemption under Section 144(3) of the Bombay Municipal Corporation Act and Section 36 of the Bombay Port Trust Act, 1879, aggregated Rs. 41,12,342.03 on the 1st April 1959, against Rs. 35,44,429.80 during the preceding year. The increase was due to assessment of new properties. Exemption from payment of General tax in 16 cases was discontinued as the circumstances in which it was allowed had changed and there was no justification for continuing it.

**Drawback and Refund.**—The statements in Appendix 'C' show the particulars of drawback and refund claims dealt with during the year and the preceding two years.

**Complaints and Appeals against rateable values.**—10,658 complaints were received, out of which 3,845 complaints under Section 167 of the Act against assessments amounting to Rs. 3,78,48,445 and 1,819 complaints under Section 162 against assessments amounting to Rs. 2,09,31,571, were disposed of during the currency of the year. The assessments were on investigation of complaints reduced to Rs. 3,45,51,437 and Rs. 2,07,54,032, respectively, and the reduction amounting to Rs. 32,97,008 and Rs. 1,77,539 gives a percentage of 8.07 and 0.85 respectively.

**Appeals.**—There were 63 appeals for the year 1959-60 against rateable values revised under Section 162(2) of the Municipal Act and all of them were pending at the close of the year.

**Suits.**—In 28 cases, suits were filed against the rate payers for the recovery of the taxes but all of them were withdrawn as the amount involved therein was received. One suit which was filed in 1958-59 is still pending.

In 17 cases, action under Section 203 of the B. M. C. Act was resorted to with a view to effecting early recovery and an amount of Rs. 2,95,006.64 was recovered during the year. In 178 cases, action under Section 207 (1A) was also resorted to and in several other cases this action is in progress.

**Riot tax.**—Total amount of riot taxes collected during the year was Rs. 9,365.56.

**The Urban Immoveable Property Tax.**—The rates of taxation continued to be the same as in the preceding year, i.e., 5 per cent in the case of buildings and lands, the rateable values of which were above Rs. 2,000 in each case and 2.50 per cent in the case of buildings and lands, the rateable values of which were Rs. 2,000 and below, but not less than Rs. 500. Properties having values of less than Rs. 500, per annum, continued to be exempted. The arrears of the tax as on the 1st April 1959, were Rs. 49,32,439.91 which were reduced to Rs. 48,80,847.35 on account of amendment. Out of this amount, a sum of Rs. 24,30,621.33 was collected leaving a balance of Rs. 24,50,226.12 at the close of the year. The demand in respect of the tax for the year 1959-60 was Rs. 1,22,90,208.46, collection Rs. 89,11,431.59 while Rs. 33,78,776.87 remained outstanding at the close of the year. The total collection of Urban Immoveable Property tax thus amounted to Rs. 1,13,42,052.82 during the year under report.

In 94 cases, suits have been filed against the ratepayers for the recovery of supplementary U. I. P. tax bills issued for the period from 1st April 1948 to 31st March 1952.

### GENERAL REMARKS

The matter regarding assessment of the Railway properties (Central and Western) for the quinquennium 1949-54 has been referred to the Union Government through the Government of Maharashtra and a communication from them is awaited. As regards the assessment for the quinquennium 1954-59, necessary particulars have been called for from them.

Agreement having been reached regarding the points of disputes between the B. P. T. authorities and Municipal administration, the assessment of the B. P. T. properties for the quinquennium 1944-49 is being finalised.

Enquiry regarding the rateable value to be fixed in respect of the State Government and the Central Government properties for the quinquennium 1954-59 conducted by Shri Pestonji P. Kapadia, F.R.I.B.A. (Lond.), B.A., B.E. (Civil), M.I. Struct. E. (Lond.), M.I.E. (India), J.P., has been completed and he has given his Award—for the said quinquennium.

With regard to the Central Government properties eligible to exemption from the levy of General tax, under Article 285 of the Constitution, the Central Government have agreed to pay with effect from 1st April 1954, charges for specific services rendered by the local authorities and, as directed by the Central Government the State Government have been requested to fix the percentage of such charges payable in lieu of the General tax. The matter is still under correspondence.

Tax amounting to Rs. 5,035.62 representing a charge on 389 race horses from November, 1959, to March, 1960, was recovered through the Western India Turf Club as against Rs. 5,449.47 during the preceding year.

A sum of Rs. 1.84 Crores was collected in the month of March 1960 which is the maximum collection made in a single month in the history of the department.

During the year under report, the department had to put in sustained efforts and to complete the additional work in connection with the revision of rateable values of thousands of properties on account of the increase in rent effected by the landlords due to the increase in the rate of General and Water Tax. For this purpose, the outdoor staff had to concentrate themselves during the latter half of the year on inspection of properties, and the service of special notices on the assesseees, prepared by the indoor staff. Thousands of ratepayers complained against the increased rateable values and the same were dealt with. In connection with the investigation of the complaints so received and registered, the supervising staff of the outdoor unit had to attend the Head Office practically every day from 2 P.M. to 5-30 P.M. This factor has contributed adversely on the recovery work of the department.

Both the Indoor and Outdoor staff worked with appreciable zeal and devotion during the year.

N. S. Shirōdkar  
Assessor and Collector

## APPENDIX " A "

## Classification of properties according to user

Serial No.	Particulars	Total No.	Approximate Rateable Value (in lacs of Rupees)
1	Buildings for residential purposes	38,390	1766.79
2	Buildings for business purposes	3,757	297.39
3	(a) Mills (Textile)	80	172.15
	(b) Mills (Oil & ors.)	94	14.53
4	Factories	956	114.68
5	Petrol Pumps and Service Stations	150	8.73
6	Stables	61	17.39
7	Garages (Separately assessed)	1,441	7.84
8	Godowns	1,544	55.55
9	Docks	6	60.22
10	Religious properties (Temples, Mosques, etc.)	828	23.50
11	Properties occupied for Charitable purposes.	172	6.06
12	Educational Institutions	321	41.93
13	Gymnasia, Play-grounds, etc.	173	6.58
14	Cinema Theatres, Studios etc.	77	28.84
15	Wells, Tanks, Urinals, etc.	531	2.57
16	Markets	54	32.07
17	Quarries	2	0.13
18	Salt pans	80	1.41
19	Hospitals and Asylums	76	60.23
20	Lands	1,632	24.16
21	Properties and lands belonging to Government, Railways and Port Trust	5,938	149.97
	Total	56,363	2892.72

## APPENDIX ' B '

## Rateable Value with the gross return of the property taxes.

(IN LACS OF RUPEES)

Year	Net rateable value	General Tax		Water tax including water charges by meter measurement		Halalkhor Tax		Education Cess		Total of taxes
		Rate	Return	Rate	Return	Rate	Return	Rate	Return	
		Per cent		Per cent		Per cent		Per cent		
1955-56	... [2520.61	17½	414.13	3½	192.17	3	72.08	—	—	678.38
1956-57	... 2574.43	„	420.86	„	192.65	„	73.87	—	—	687.38
1957-58	... 2664.33	„	433.07	„	207.16	„	76.39	—	—	716.62
1958-59	... 2777.91	„	455.29	„	194.23	3½	92.89	1½	36.02	778.43
1959-60	... 2892.72	19½	527.71	4½	224.22	„	97.21	„	37.87	887.01

## APPENDIX "C"

Growth of Assessment during the past five years.

(IN LACS OF RUPEES).

Year.	Original Assessment Rateable Value, as fixed on 20th December preceding 1st April.	Assessment after disposal of complaints and accounting for T.W.Rs. from December to February.	Amount of subsequent reduction during the year on account of demolitions and complaints.	Subsequent enhancement New buildings, enlargement etc.	Final Assessment Rateable Value.	Increase Final difference over the preceding year's assessment.	CLASSIFICATION OF RATEABLE VALUE	
							Chargeable to General Tax.	Exempted from General Tax under Sec. 143(1) (a) & (b), etc.
1955-56 ...	2384.97	2496.33	55.80	80.08	2520.61	22.13	2343.08	177.53
1956-57 ...	2477.02	2518.85	33.31	88.89	2574.43	53.82	2371.06	203.37
1957-58 ...	2528.96	2575.16	48.18	137.35	2664.33	89.90	2439.83	224.50
1958-59 ...	2616.94	2693.61	44.61	128.91	2777.91	113.58	2564.99	212.92
1959-60 ...	2737.68	2812.27	32.94	133.39	2892.72	114.81	2671.97	220.75

## APPENDIX "D"

Classification of Properties according to Rateable Values

Rateable Value	No. of properties
Below 200	7,298
Between 201 to 300	2,823
Between 301 to 400	2,554
Between 401 to 500	2,268
Between 501 to 750	3,588
Between 751 to 1000	2,891
Between 1001 to 1500	4,177
Between 1501 to 2000	3,294
Between 2001 to 5000	10,082
Between 5001 to 10000	6,157
Between 10,001 to 20,000	3,326
Between 20,001 to 30,000	952
Between 30,001 to 40,000	423
Between 40,001 to 50,000	300
Between 50,001 to 1,00,000	432
Between 1,00,001 to 1,50,000	120
Between 1,50,001 to 2,00,000	53
Between 2,00,001 to 2,50,000	36
Between 2,50,001 to 3,00,000	18
Between 3,00,001 to 3,50,000	9
Rs. 3,50,001 and above	31
Total	50,832

These figures do not include properties belonging to the Bombay Port Trust and Railways, assessed in lump.



## APPENDIX 'E'

Vehicles and Animals Taxed	Number
Motor lorries	6,881
Motor cars (including 3,504 taxis)	27,666
Trolleys	14
Trailors	93
Motor cycles with side-cars (including 14 Auto rickshaws)	169
Motor cycles	2,937
Four-wheeled vehicles drawn by animals	41
Two-wheeled vehicles drawn by animals	555
Hand Carts	8,517
Horses	795
Ponies	33
Bullocks	742
<b>Total</b>	<b>48,413</b>

## APPENDIX 'F'

Vehicles and animals taxed under the Public Conveyance Act.	Number
Hack Victorias (including 2 horses for each)	917
Labour carts (with pair of bullocks for each)	664
Hand carts	3,691
<b>Total</b>	<b>5,272</b>

## APPENDIX 'G'

## Drawback.

Year	No. of claims received	No. of claims admitted	Percentage	No. of claims rejected	Percentage	Amount of drawback allowed.
1957-58	10	6	60.00	4	40.00	Rs. a p. 971 54nP.
1958-59	4	...	...	4	...	...
1959-60	...	...	...	...	...	...

## Refund.

Year	No. of claims received	No. of claims admitted	Percent- age	No. of claims rejected	Percent- age	Amount		
						Vacancy	Over-collection	Total
1957-58	3,948	3,173	80.37	775	19.63	Rs. nP. 1,09,097.73	Rs. nP. 4,05,755.93	Rs. nP. 5,14,853.66
1958-59	3,566	2,990	83.85	576	16.15	98,385.44	3,82,762.10	4,81,147.54
1959-60	2,966	2,248	75.79	718	24.21	94,386.48	2,82,183.73	3,76,570.21

# ELECTION AND TOWN DUTY DEPARTMENT

## TOWN DUTY SECTION

Shri V. G. Sabnis continued to be in charge of the Department throughout the year under report.

2. The rates of Town Duty continued to be the same as those in the previous year. Proposals made for revising the existing Town Duty Schedule with appropriate rates of Town Duty and necessary amendments to the Bombay Municipal Corporation Act with a view to raising the revenue from Town Duty were still under the consideration of the Corporation.

3. The gross collections of Town Duty, refunds in accordance with the provisions of Section 195 of the Bombay Municipal Corporation Act, and the net receipts are shown in Appendix 'A'. For the sake of comparison, the gross collections and refunds during the year under report and those in the previous year are given below:—

	1958-59	1959-60.
	Rs.	Rs.
Gross Collections ...	1,12,51,501	1,25,57,923
Refunds	15,40,819	13,51,239
Net Revenue ...	97,10,682	1,12,06,684

4. The net revenue showed an increase of over Rs. 15 lakhs mainly from Timber and Plywood, Edibles, Coal, Iron and Steel. The revenue from Grain and Tea showed a small decrease, as compared with the preceding year.

5. The total number of claims for refund of Town Duty on exports under Section 195 of the Bombay Municipal Corporation Act received during the year under report was 15,904 and the amount passed for refund was Rs. 13,80,902 as against 15,826 claims and Rs. 13,13,109 passed during the preceding year.

6. During the year under report, 37,261 packages of Sugar & Gur, 2,49,597 cases of Tea, 3,76,428 cases of Edibles, 62,169 tins of Ghee & Vegetable Product, 6259 cases of Wines and Spirits, and 19,907 bales of paper were stamped with Municipal Marks as against 1,41,370, 2,87,435, 2,81,811, 17,442, 4,471, and 15,250 packages respectively stamped in the preceding year. The total number of packages stamped was 7,51,621 as against 7,48,293 in the preceding year.

7. The fees from stamping Sugar bags etc. amounted to Rs. 74,690 as against Rs. 67,539 in the preceding year.

8. The fees recovered from refund under Section 195 of the Bombay Municipal Corporation Act amounted to Rs. 1,50,864 as against Rs. 1,40,475 in the preceding year.

9. The Town Duties collected by this Department on goods imported into Greater Bombay by road at Mulund & Dahisar Chowkeys, by Air or in the Head Office, amounted to Rs. 26,20,693 as against Rs. 24,23,343 in the previous year.

## ELECTION SECTION

10. In accordance with the provisions of Section 21 B of the Bombay Municipal Corporation Act, a Supplementary Election Roll/containing 2,594 names was published on 20th December 1959 and the total number of voters on the Municipal Election Roll was 16,12,662. In response to a notice published in the local News-papers inviting applications for enrolment 2,795 applications were received, out of which 75 were rejected and 126 were found to be identical with the names already on the roll.

11. The three petitions pending in the Small Causes Court in respect of the General Elections held in 1957 in respect of Wards 26 (Naigaum), 30 (Worli) and 42 (Malad, Goregaon), challenging the validity of the Elections for one reason or the other, were dismissed with costs.

12. The quadrennial Municipal General Elections are due to be held early in 1961. The work of preparing the Election Roll for the purpose was commenced in February 1960. A temporary department, with the necessary staff started functioning in December 1959. The Supervisory staff of about 80 members was drafted from various Municipal Departments and the subordinate staff was recruited from outside. The Central Election Office was housed in a newly constructed Municipal School Building at Sion and the outdoor offices for Electoral Units 1 to 18 were housed mostly in Municipal School Premises in Greater Bombay. The Central Office will be continued at Sion till the work of holding the General Elections 1961 is completed.

13. No Bye-Elections were held during the year under report.

V. G. SABNIS,  
Election and Town Duty Officer.

APPENDIX 'A'

Statement showing the Collections, Refunds and Net Revenue from Town Duties for the years 1958-59 and 1959-60.

Commodities	Rates	COLLECTIONS.				REFUNDS CERTIFIED BY THE TOWN DUTY DEPARTMENT.				NET REVENUE.			
		1958-59.	1959-60.	Increase in 1959-60.	Decrease in 1958-59.	1958-59.	1959-60.	Increase in 1959-60.	Decrease in 1959-60.	1958-59.	1959-60.	Increase in 1959-60.	Decrease in 1959-60.
Grain	At 2 As. per Maund	Rs. 12,36,087	Rs. 15,99,542	...	Rs. 1,36,545	Rs. 1,38,433	Rs. 1,43,464	Rs. 5,031	...	Rs. 15,80,653	Rs. 14,36,712	...	Rs. 1,43,941
Flour	At 1½ As. per Maund	1,947	2,446	499	...	18,948	21,812	2,864	...	...	...	...	...
Sugar Molasses and Gur	At 12 As. per Cwt.	20,15,450	19,86,307	...	29,143	56,971	86,814	29,843	...	19,58,479	18,99,493	...	58,986
Wines and Spirits	At Re. 1 per Imperial Gallon	88,695	1,74,343	85,648	...	5,553	7,345	1,992	...	83,342	1,66,998	83,656	...
Beer	At 2 As. per Imperial Gallon	13,008	11,212	...	1,796	99	98	1	...	12,909	11,114	...	1,795
Ghee	At Re. 1 per Qr.	5,40,664	4,68,359	...	72,305	300	12,597	12,297	...	5,40,364	4,55,762	...	84,602
Ghee Substitutes	At 8 As. per Qr.	99,338	1,11,897	12,559	...	13,813	28,725	14,912	...	85,525	83,172	...	2,353
Timber and Plywood	At 3% on the Market Value	9,78,402	13,13,817	3,35,415	...	3,949	6,546	2,597	...	9,74,453	13,07,271	3,32,818	...
Firewood	At 9 As. per Ton	52,307	58,066	5,759	...	...	...	...	...	52,307	58,066	5,759	...
Charcoal	At Re. 1 per Ton	48,467	51,373	2,906	...	...	...	...	...	48,467	51,373	2,906	...
Tea	At 6 Pies per Lb.	7,55,901	5,60,725	...	1,95,176	1,58,527	1,20,565	...	37,962	5,97,374	4,40,160	...	1,57,214
Coal	At 7 As. per Ton	1,00,157	2,20,945	1,20,788	...	...	...	...	...	1,00,157	2,20,945	1,20,788	...
Dates, (Dry)	At 6 As. per Cwt.	91,151	69,324	...	21,827	...	...	...	...	91,151	69,324	...	21,827
Dates, (Wet)	At 4 As. per Cwt.	94,289	78,598	...	15,691	...	...	...	...	94,289	78,598	...	15,691
Cement	At Re. 1 per Ton	2,60,796	2,99,765	38,969	...	439	...	...	439	2,60,357	2,99,765	39,408	...
Iron and Steel	At Rs. 2½ per Ton	16,15,672	17,14,408	98,736	...	79,635	60,261	...	19,374	15,36,037	16,54,147	1,18,110	...
Paper—													
(a) News Print	At 5 As. per Cwt.	2,02,526	2,31,978	29,452	...	5,327	11,681	6,354	...	1,97,199	2,20,297	23,098	...
(b) For Cards etc.	At Re. 1 per Cwt.	63,275	52,555	...	10,720	1,577	151	...	1,426	61,698	52,404	...	9,294
(c) Straw Boards	At 3 As. per Cwt.	88,562	80,138	...	8,424	...	...	...	...	88,562	80,138	...	8,424
Edibles	At 6¼% and 3¼% Advalorem	22,48,735	24,62,864	2,14,129	...	8,29,738	8,80,843	51,105	...	14,18,997	15,82,021	1,63,024	...
Commodities not accounted for		1,56,168	...	...	...	...	...	...	...	1,56,168	...	...	...
Miscellaneous		-96	10,09,261	8,53,189	...	...	...	...	...	-96	10,09,261	8,53,189	...
<b>Total</b>		<b>Rs. 1,12,51,501</b>	<b>1,25,57,923</b>	<b>17,98,049</b>	<b>4,91,627</b>	<b>13,13,109*</b>	<b>13,80,902</b>	<b>1,26,995</b>	<b>59,202</b>	<b>99,38,392</b>	<b>1,11,77,021</b>	<b>17,42,756</b>	<b>5,04,127</b>

\* This represents the refund passed by this Department on exports during the year under reference, whereas total refunds paid by the Chief Accountant amounted to Rs. 13,51,239.

V. G. SABNIS,  
Election and Town Duty Officer.

# VAITARNA-CUM-TANSA SCHEME AND MASTER PLAN FOR DISTRIBUTION OF WATER SUPPLY.

Shri R. V. Abreu, B.Sc., B.E. (Civil), M.I.E. (India) continued as Senior Assistant Engineer (V. C. T. & M. P. Works) upto 4th August 1959, having been appointed as Hydraulic Engineer from 5th August 1959 from which date this Department also came under his charge. Shri D. R. Bhise, B.E. (Civil), A.M.I.E., took over the charge of the post now called Executive Engineer (V. C. T. & M. P.) from 10th September 1959.

The activities of this Department are grouped under the following sub-heads:—

- (i) *Vaitarna-Cum-Tansa Scheme* :
- (ii) The Master Plan for distribution of water supply.
- (iii) Studies in connection with the future schemes for augmentation of the water supply and
- (iv) Miscellaneous Works.

## PART I—VAITARNA-CUM-TANSA SCHEME

### Brief description of the Vaitarna-Cum-Tansa Scheme.

The Vaitarna-Cum-Tansa Scheme was sanctioned by the Corporation in 1948. This Scheme aimed at (1) stabilising the Tansa Lake by diverting the monsoon waters into the Tansa Lake from the Vaitarna Lake in years of scanty rainfall in Tansa Catchment and (2) creating an additional useful storage of about 38,500 million gallons on the Vaitarna River for supplying additional water to the City either through the Tansa Lake or partly through the Tansa Lake and partly from the Vaitarna Lake or direct *i.e.* independently of the Tansa Lake.

The major works included in the Scheme consist of (1) construction of a dam across the Vaitarna River (2) driving a tunnel, linking Vaitarna Lake with the Tansa Lake, a distance of about 5 miles, (3) construction of embankment and (4) laying steel Pipe Line 96" dia. (47½ miles), 120" dia. (6½ miles) and 126" dia. (1,118 ft.) a total length of about 54 miles. The whole project was initially estimated to cost Rs. 16 crores. Its revised cost now comes to Rs. 18.50 crores.

### Progress of Works.

All the head works at Vaitarna such as Vaitarna dam, tunnels, power house etc. having been completed were handed over to the Hydraulic Engineer, on 1st April 1959.

*Other sundry works at Vaitarna* : The following works which were in progress departmentally were completed during the year:—

- (a) Providing G. I. pipe railing on the top of piers of Vaitarna Dam (Cost Rs. 21,100).
- (b) Providing storing arrangements for stop-logs on the top of piers of Vaitarna dam (Cost Rs. 4,400)
- (c) Repairs to the quarters taken over from Messrs. The Hindustan Construction Co. Ltd., (Cost Rs. 49,800).
- (d) Providing steps to the terrace on the left bank of the Vaitarna river (Cost Rs. 12,300).
- (e) Providing chequered plates for the Goliath Crane rail track (Cost Rs. 7,700).
- (f) Wiring works in connection with the lighting and illumination of the dam (Cost Rs. 16,200).

About 22,160 million gallons of water was transferred from the Vaitarna lake to the Tansa lake during the year under report.

## EMBANKMENT AND PIPELINE

### Fabrication and laying of pipelines.

(a) *Laying of 96" diameter and 120" diameter pipeline.*—The work of laying 120" diameter pipeline in the Vaitarna-Tansa Section which was in progress during the previous year was nearly completed except minor works such as rectifications, outside painting and other sundry items. The contractors carried out about 96 per cent. of the total work upto the end of the year. The work is likely to be completed in all respects and the pipeline put into commission by about December 1960.

(b) *Break Pressure Tower.*—The two 72" diameter outlet pipes from Tansa lake are cross connected at several places with the abovementioned 96" dia. pipeline bringing water from Vaitarna and are thus likely to be subjected to the higher pressures of the latter, when supply is drawn from Vaitarna lake through 120" dia. pipeline and cross connections are open. As these pipes are not designed for such pressures, particularly the rivetted joints, it is necessary to guard against such contingencies. A Break-Pressure Tower was being constructed on 120" dia. pipeline with its top open through which excess water would overflow at a pre-determined level. With this arrangement there would be no chance of rise of pressure in the pipeline on the downstream side beyond the safe limit. The work of providing Break Pressure Tower, being executed by contract at a total cost of Rs. 1,05,400.00, was in progress during the year.

(c) *Civil Engineering Works for 120" dia. pipeline (6½ Miles).*—The work which was in progress during the previous year was completed on 27th December 1959 at a total cost of Rs. 11,44,148.

(d) *Pick up Weir at Bel Nala.*—In order to ensure a certain minimum level in the Bifurcation Chamber for supplying at least 108 million gallons per day in the 120" dia. pipeline, a pickup weir was constructed in the Tail water channel at Bel Nalla. This work was completed during the year at a cost of about Rs. 1,82,120.

(e) *Asphalt Seal Coat to Khardi-Vaitarna Road.*—The work of providing seal coat of 80/100 penetration asphalt to Khardi-Vaitarna Road was completed at a cost of Rs. 80,740.

(f) *Asphalt Seal Coat to Tansa-Atgaon Road.*—The work of providing a seal coat of 80/100 penetration asphalt to Tansa-Atgaon Road was completed at a cost of Rs. 50,550.

(g) *Land Acquisition.*—Out of the total area of 3,995 acres involving 673 holdings of private, Inam and Government lands in charge of the Revenue and Forest Departments acquired for major works of the Scheme, awards of compensation amounting to Rs. 7,30,169.45 nP. in respect of 524 holdings of private and Inam lands were declared by Government Acquiring Officers during the year. Correspondence for the de-forestation of forest lands and transfer of Government lands was in progress with the Forest and Revenue Authorities.

An area of 30 gunthas of land temporarily acquired in one case for approach road still continued to be held on charge, the remaining lands having been released by the Municipality on completion of the respective works.

Out of the area of 35 acres of private, Government, Railway, Customs, Military and Aerodrome lands, comprising 150 holdings acquired for the work of laying 96" dia. pipeline from Powai to Mahim, awards of compensation amounting to Rs. 95,707.81 nP. in respect of 105 holdings were declared by the Acquiring Officers. Further proceedings were in progress.

## PART II—THE MASTER PLAN FOR DISTRIBUTION OF WATER SUPPLY INCLUDING WORKS OF IMPROVING DISTRIBUTION SYSTEM IN THE CITY.

### Brief Description.

This is divided into two parts, viz., (1) Improving the distribution system in the city and (2) Master Plan for the distribution of Water Supply to Greater Bombay.

The Corporation under their Resolution No. 1530, dated the 14th March 1956 accorded sanction to the Master Plan for the distribution of water supply to Greater Bombay. The total cost of implementing the Master Plan is estimated at Rs. 7.52 crores. Works contemplated under this plan come under the following heads:—

- (i) Preliminary works.
- (ii) Laying of inlets and outlets to and from the reservoirs and other subsidiary pipelines.
- (iii) Construction of service reservoirs with approach roads and incidental works.
- (iv) Filtration Plants and Studies.
- (v) Renovation of the Tansa Masonry duct and
- (vi) Land acquisition for different works.

(1) *Improving the Distribution system in the City.*—The Corporation under their Resolution No. 1858 dated the 18th March 1955, accorded approval to the work of laying of the inlet mains to the existing service reservoirs at Malabar Hill and Bhandarwada Hill, being carried out at a cost of Rs. 2,86,24,300. This estimate was subsequently revised to Rs. 3,00,35,400 vide Corporation Resolution No. 1476, dated the 21st January 1957, due to the modifications in the sizes of the inlet mains suggested in the Master Plan for the distribution of water supply.

The progress of the works carried out during the year under review was as follows:—

#### (a) Laying 57" > 48" dia Inlet Main to Bhandarwada Hill Reservoir:—

The work of laying the main was completed during the previous year and the portion of the main from Futka Tank to Victoria Road was charged. The remaining portion of the main from Victoria Road to Bhandarwada Hill reservoir was put into commission during the year after completion of the work of making inlet connections to two compartments and the installation of sluice valves on each branch in the new Control Room at Bhandarwada Hill reservoir.

Though this reservoir has at present three compartments, it was decided to reduce the numbers to two and an estimate amounting to Rs. 3,26,400 was sanctioned under Corporation Resolution No. 96, dated the 19th April 1960 for the work.

(b) *Providing Cathodic Protection to the portion of 57" > 48" Inlet Main to Bhandarwada Hill reservoir between Dharavi anchor Block and the factory of Messrs. Estrella Batteries.*—A fresh survey was carried out for marking the positions of the underground cables, overhead transmission lines, ground beds, transformer rectifier station, etc., to suit the revised lay-out of the area. Import licence for the transformer rectifier and electrical equipment required for the work was secured and the materials were expected to be received during the next year.

(2) The progress of the works under the Master Plan proper was as follows:—

(a) *Worli Hill Reservoir.*—The work of the construction of the service reservoir was in progress, and 42 per cent. of the work was completed upto the end of the year.

The detailed plans and estimates in connection with the laying outlet mains, construction of staff quarters, control room, chlorination house etc., were prepared and submitted for obtaining administrative sanction.

(b) *Rouli Hill Reservoir.*—The work of cutting the hill and preparing the site for the proposed reservoir was completed to the extent of 75 per cent. at the close of the year, the work being executed by contract.

The detailed plans and estimates for the work of laying inlet and outlet mains were prepared and tenders were being invited.

(c) *Golanji Hill Reservoir.*—The land required for the construction of the reservoir abutting the municipal land, was acquired. The detailed design, plans and estimates for the various works such as hill cutting construction of service reservoir, chlorination house and control room, staff quarters, laying of inlet and outlet mains, etc., were prepared and submitted for obtaining the administrative approval.

(d) *Pali Hill Reservoir.*—The acquisition proceedings were in progress and possession of a part of the plot was taken over. The work of taking trial borings was sanctioned under S. C. R. No. 218, dated the 22nd April 1960. The actual borings were scheduled to be taken in the month of May 1960.

(e) *Powai Hill Reservoir.*—The work of cutting the hill at Powai to prepare formation for the proposed reservoir was completed by the contractors during the previous year.

The work of taking trial bores for investigating foundation strata likely to be met with was taken up and completed during the year at a cost of about Rs. 20,410. The tenders for surfacing the approach road to the reservoir and the control room were invited and the work was expected to be taken in hand during the month of October 1960.

The works of construction of service reservoirs and of laying the inlet and outlet mains were expected to be started in the year 1960-61.

(f) *Trombay Hill Reservoir.*—This reservoir was given priority in view of the proposed fertilizer Factory expected to be established in the Trombay Area by the Government.

The plans and estimates for the work of constructing the reservoir were prepared and submitted for the approval of the Works Committee and the Corporation. The work of levelling the hill top was expected to be started in the year 1960-61.

(g) *Ghatkopar, Veravali and Bhandup Hill Reservoirs.*—The field surveys for the alternative sites for the reservoirs, inlet and outlet mains, approach roads to the reservoir sites, etc., were conducted and detailed plans and estimates were prepared.

(h) *Purchase of steel plates and bars.*—Mild steel plates and other materials continued to be in short supply. The Iron and Steel Controller, Calcutta, made special arrangements to supply about 4,000 tons of plates from imports on condition that the quantity was adjusted against future quota of steel plates to this extent. The stock position of bars was not very satisfactory in the beginning of the year, but the situation eased a little during closing months. Every effort was made to build up sizeable stocks for use on the works.

(i) *Fabrication of mild steel pipes and specials.*—The work of fabricating pipes, specials, etc. required for Master Plan works, to the extent of 1500 tons, was entrusted to contractors at a cost of Rs. 4,28,200. The work was started during the year under review, the cost of the work completed being about Rs. 1,63,000. The work was in progress.

(j) *Modifications of the Master Plan and Detailed estimates for.*—The Master Plan for the distribution of water supply to Greater Bombay as sanctioned under C. R. No. 1530, dated the 14th March 1956 had to be modified in view of the important developments such as (i) merger of extended suburbs with the City from 1st February 1957, (ii) heavy demand of water by new industries in Eastern Suburbs, (iii) heavy demand by towns and industries en-route, (iv) availability of supply from Tulsi Lake as a consequence of merger of Extended Suburbs with Greater Bombay. The original block estimates had to be revised and detailed estimates prepared to cover the modifications and also the rise in cost of materials and labour. Major part of the work was done during the year under review.

(k) *Filtration of water supply to Greater Bombay Area.*—(i) In continuation of the small-scale experiments carried out in the laboratory and at the model filtration plant at Powai, during the previous year, additional work of similar nature was done during the year under review, by setting up one more model filter bed of 4 sq. ft. area fitted with a stainless steel mesh for supporting the filtering media in place of nozzles used in the previous model. In the second model it was possible to study the effects of the high velocity system of back-washing the filter bed, which does not require compressed air. Additional clarifiers were also installed at the experimental stations and activated silica was tried out as a coagulant to improve the quality of floc during difficult operational periods, such as usually obtained during the fair weather when the turbidity of the raw water is low.

(ii) Detailed plans and estimates were prepared for the Pilot Filtration Plant proposed to be installed in the near future to be run for a period of 2 to 3 years to help in deciding on the mode of treatment to be adopted at the major treatment plant in Bombay.

(iii) A micro-strainer unit was purchased from Messrs. Glenfield and Kennedy Ltd. at a cost of Rs. 70,638 plus taxes and the same was proposed to be put into commission. Micro-straining is an innovation in water treatment methods developed in the U. K. during the last 10 to 15 years, which has certain advantages over conventional methods particularly as regards the loss of head at the treatment plant which is negligible. The area required for the treatment plant is also small. The equipment consists of a rotating drum on which a very fine stainless steel fabricated mesh is mounted through which the water is filtered.

(iv) Various sites were investigated in order to meet the requirements of a common filtration plant for the waters conveyed through the trunk mains from the Vaitarna and Tansa lakes. The necessity of reviewing the situation arose out of the increased demand from the outlying areas on the northern portions of the city consequent upon the merger of the Extended Suburbs. It was found that suitable sites did exist in the catchment of the Vihar Lake and if utilized they would allow the re-use of the wash-water and render the working of the proposed filtration plant economical. Steps were taken to modify the proposals in the original Master Plan suitably replacing the proposed filter plants at Veravali and Powai by plants of corresponding sizes at Bhandup.

#### (l) **Renovation of Duct between Tansa and Ghatkopar.**

The question of the renovation of the Duct was thoroughly reviewed in the light of the results of the experimental work carried out during the last year. For any treatment to be adopted, it was considered necessary (i) to remove the arch of the existing masonry duct for the convenience of the work and (ii) to provide a conduit independent of the existing masonry walls. Sealed tenders were accordingly invited by public advertisement in response to which eleven firms submitted their tenders with 29 alternative offers in all. The tenders were under scrutiny during the year under review. The order for this work was likely to be placed on receipt of administrative approval, i. e. by about end of July 1960 and the work taken in hand by about October 1960.

**(m) Laying of 12" dia. prestressed concrete pipeline connecting (i) 96" dia. Vaitarna, 72" dia. East and West Tansa Mains to (ii) 48" and 50" dia. mains in Khaling syphon.**

A large quantity of water will be required for the work of renovation of duct between Tansa and Ghatkopar. It will also be necessary to feed various camps and chowkies along the duct line. At present, the duct line could only be divided in two sections viz., (i) Tansa-Pogaon and (ii) Pokharan-Ghatkopar. A 12" dia. pipeline—1½ miles long, was being laid along the trolley track in Khaling loopline so that the Tansa-Pogaon section could be divided into two divisions. With this arrangement, it will be possible to carry out the work of renovation of Duct line in three sections simultaneously, so as to accelerate the progress of the work. A length of 2800 R.ft. of pre-stressed pipes was laid departmentally during the year under review.

**(n) Land Acquisition.**

The possession of the sites for the proposed construction of service reservoirs at (i) Golanji Hill, (ii) Pali Hill and (iii) Veravali Hill was taken over by the Municipality from Government Land Acquisition Officers. The sites for the reservoirs at Ghatkopar and Trombay were notified for acquisition in Bombay Government Gazette and further proceedings regarding the same were in progress in concurrence with Government authorities. Joint surveys of the above sites were completed with the Government Surveyors and possession of the same were expected to be obtained from the Government Acquisition Officers in a few months.

As regards Rowli Hill reservoir, negotiations were in progress with the Government of India through the Deputy Salt Commissioner, Bombay, for the transfer of Government land and structures at the foot of the Rawli Hill to the Municipality.

As regards Bhandup Hill Reservoir, the Naval Authorities of Defence Department, Government of India, demanded an equivalent area of Municipal land in lieu of the Defence Departments lands at Bhandup required by the Municipality. The question of sparing a suitable land was under consideration.

As regards the Ductline, the portions (i) between Tansa and Pogaon and (ii) between Ghatkopar and Pokharan were cleared of all the trees, etc., by the Forest Department, except a small strip between Khaling (North) and Newada (South).

**Part III—Studies in connection with future Augmentation Schemes**

Rainfall and river Gauging — In order to collect data for future water supply schemes, it is necessary to gauge the monsoon flows of rivers and to measure the rainfall in their catchments. Such work was carried at Kalu and Dahisar rivers during the year under review. The Kalu river has been earmarked as the next major source for augmentation of water supply whereas the Dahisar river is expected to supply about 6 m.g.p.d. to the extended Western Suburbs. After carrying out investigations and preparing block estimates, proposal was submitted for the administrative approval of the Corporation and to carry out certain preliminary works.

**PART—IV—MISCELLANEOUS WORKS.**

**Enlarging The 72" dia. Tansa West Main to 96" dia. and Replacing the 72" dia. Tansa East Main Between Kasheli Anchor Block and Balcum.**

The Corporation under their Resolution No. 1183, dated the 9th December 1957 have accorded sanction to the Enlargement Works between Kasheli Anchor Block and Balcum. The total cost of this work is estimated at Rs. 75,90,000.

The following works were carried out during the year under report.

(i) The work of providing pile foundations and R.C.C. Super structures was being executed by contract at a cost of Rs. 7,78,465. The work was re-started from 18th November 1959 and about 80 per cent of the total work was carried out during the year.

(ii) The work of cutting the old pipes and fabricating and laying new ones in their place, was being executed by contract at a cost of Rs. 21,17,907.16. About 47 per cent. of the work was completed during the year under report.

(iii) Out of the Departmental Works, such as excavation in trenches, constructing 'Y' blocks, etc., costing Rs. 6,35,995 about 27 per cent. was completed in the period under review.

(iv) The work of cutting and removing old 72" dia. main to a length of 14,400 Rft. was carried out, and new 72" dia. and 96" dia. mains to a length of about 6,500 Rft. was laid. The above works are spread over a period of three years and are expected to be completed by the end of 1961.

These form the first part of the Scheme of "Replacing and Enlarging the existing 72" dia. Tansa Mains between Balcum and Gundavli." The second part of the scheme comprising the work of "Replacing the two 72" dia. East and West Tansa Mains by one 96" dia. main between Kasheli Anchor Block and Gundavli" received the approval of the Corporation under Resolution No. 1397, dated the 11th January 1960, the cost being estimated at Rs. 48,87,000. This work will be taken in hand during the next year.

# City Engineer's Department

Shri K. B. Carnac, B.E. (Civil), M.L.C.E., M.I.E. (London) held the post of City Engineer from 1st April 1959 to 15th September 1959.

Shri S. V. Desai, B.E. (Civil), A.M.I.E. (India), A.M.I.E.G. (London), Dip. T.P. (London), held the office of City Engineer from 16th September 1959 to 31st March 1960.

S. V. Desai, B.E. (Civil), A.M.I.E. (India), A.M.I.C.E. (London), Dip. T.P. (London), held the post of Public Health Engineer from 1st April 1959 to 15th September 1959.

There was no occasion during the year under report to invoke the provisions of the Bombay Municipal Servants' Act 1890.

The Government of India by their order under No. A.J.B./7158, dated 11th August 1958 in the Labour and Social Welfare Department has referred some of the demands in the dispute between the Municipal Corporation of Greater Bombay and the workmen (Executive Staff) employed under it, for adjudication to the Tribunal of Shri M. R. Meher. The Tribunal declared the award which was published in the Bombay Government Gazette dated 5th February 1959. During the year under report, steps were taken to implement the Award in so far it pertained to the workmen employed on the City Establishment of City Engineer's Department.

The Corporation under their Resolution No. 58 of 28th April 1959 approved of the report of the Committee of the Corporation regarding the wage structure of the Municipal employees. Steps were taken to implement the report, by fixing the pays of different categories of the staff concerned in the sanctioned revised scales of pay.

An important event which effected the administration during the year, as the strike of the Bombay Municipal Subordinate Staff, which took place on 4th June 1959. The strike was called off on 9th June 1959 in accordance with a settlement arrived at which later was approved under Corporation Resolution No. 1671 dated 11th February 1960.

So far as City Organisation is concerned, the Department is divided into the following Branches:

- I.—Planning.
- II.—Construction including Municipal Housing.
- III.—Maintenance of Buildings and Roads known as Maintenance Branch.
- IV.—Maintenance of drains, sewers, pumping and compressor stations and ejectors, known as Drainage Branch.
- V.—Private Building Construction and general control, known as Building Branch.
- VI.—Mechanical.
- VII.—Transport.
- VIII.—Town Planning Scheme.
- IX.—Factory Permits.
- X.—Conservancy.
- XI.—Development Plan Section.

## I.—PLANNING BRANCH.

### Architectural and General

(5) This Branch looks after the preparation of plans, designs and estimates of all new engineering projects and is the pivot of the City Engineer's Department. It is divided into two sections. The first section deals with the proposals in connection with the building works, layouts of Slum Clearance Schemes and the areas to be developed, etc., and is in charge of an Architect. The second section deals with the proposals in of Roads, drains, sewers, bridges, traffic problems and miscellaneous engineering projects and is charge of Executive Engineer, 1st Grade.

A separate Planning Unit for the Suburban area including Extended Suburbs has been started from 14th November 1958. The unit is in charge Assistant Engineer (Suburbs) and he directly works under the Deputy City Engineer (Suburbs).

## IA—ARCHITECTURAL BRANCH

### Buildings.

This section prepared plans and estimates in connection with different projects as mentioned below:

(i) Contract Plans	...	...	78 Nos.
(ii) Blue-print copies	...	...	5,415 "
(iii) Cloth tracings	...	...	150 "
(iv) Paper tracings	...	...	613 "
(v) Block Estimates	...	...	27 "
(vi) Total amount of Block estimates	...	...	Rs. 113,54,620.00
(vii) Detailed estimates	...	...	62 Nos.
(viii) Total amount of Detailed estimates	...	...	Rs. 1,87,80,948.00
(ix) Draft tenders	...	...	42 Nos.



(6) Important works undertaken by the section during the year are detailed below :—

A.—SCHOOLS.

The plans and estimates for the school building at the following sites are prepared :—

Locality.	Cost.
Municipal School Building in the " Neighbourhood Unit " at Worli	Rs. 5,08,658.00
Proposed School Building in the Bane Compound at Tardeo	... 7,21,716.00
Proposed School on a part of play ground bearing C.S. No. 1872 of Byculla Division at Agripada	... 8,79,971.00

Plans and estimates for additional accommodation in school buildings were also prepared during the year in respect of the following schools :—

Locality.	Cost.
Proposed additional floor over the Primary School, at Victoria Bunder Road, Colaba.	Rs.
Additional floor over the Urdu School at Mahim	... 1,68,474.00

(b) Medical Relief

(7) 1. *Lokmanya Tilak General Hospital.*—The work of building No. 2 and O. P. D. Building are nearing completion. Plans and estimates for the construction of Building No. 3 were revised and the estimate amounts to Rs. 20,37,250.

2. *K. E. M. Hospital Parel.*—Plans and estimates for a building for chest and cardiac at Hospital Avenue Road, Parel were prepared, the total cost being Rs. 37,29,759.

Plans and estimates for the following were also prepared :

(1) Additional 2nd floor and 3rd floor over Skin and Venereal Wards	Rs. 1,47,301
(2) Additional floor over Chemical and Pathology Department	... 1,06,965
(3) Additional floor over G. S. Medical College	... 7,03,759
(4) Proposed extension to Blood Bank and Additional floor	... 1,82,894
(5) Additional 2nd floor over X-ray Department	... 1,75,515
(6) Library building for G. S. Medical College	... 4,01,210

(3) ARTHUR ROAD HOSPITAL

(8) Plans and Estimates for the proposed small-pox Unit amounting to Rs. 9,57,436 was prepared.

2. Plans and estimates amounting to Rs. 9,87,797 were also prepared for the proposed ward in General Unit and Operation theatre.

(4) EYE HOSPITAL

(9) Plans and estimates amounting to Rs. 4,32,887 were prepared for the Eye Hospital at the Junction of Bapty Road and Trimbak Parshuram Street.

(5) FIRE BRIGADE.

(10) (i) The work of Fire Brigade Station at Colaba is completion and the work of Fire Brigade Station at Vikroli is nearing completion.

(ii) Block estimates amounting to Rs. 4,65,026 were prepared for a Fire Brigade Station at various places.

(iii) The work of providing quarters, for Fire Brigade Staff, at Haines Road is in progress.

(6) MARKETS

(11) Plans and estimates amounting to Rs. 8,00,878 were prepared for the proposed full fledged market at Worli Neighbourhood Unit, Colony.

(7) LAYOUTS FOR HOUSING

(12) 1. Plans and estimates amounting to Rs. 42,91,45 were prepared for the construction of shops and tenements on Plot Nos. 539 in Foras Road Estate.

2. Plans and estimates amounting to Rs. 3,03,816 were prepared for the construction of shops and tenements on Plot Nos. 4 and 4A in Foras Road Estate.

(8) CULTURAL ACTIVITIES

(13) 1. Plans and estimates amounting to Rs. 19,060 were prepared for the proposed Gymnasium and Welfare Hall at Rajwadar Street, Colaba.

2. Plans and estimates amounting to Rs. 28,208 were prepared for a proposed Band Stand at King Circle.

3. Plans and estimates amounting to Rs. 6,150 were prepared for constructing Welfare Centre for Mahila Mandal at Bellasis Road Chawls.

### I—B Planning Branch, General.

#### ROADS, STORM WATER DRAINS AND SEWERS.

(14) The particulars of work done by the Planning Branch, General, during the year 1959-60 are as follows:—

(a) Plans prepared—

(i) Paper tracings	.. .. .	366 Nos.
(ii) Cloth tracings	.. .. .	23 ..
(iii) Contract Drawings	.. .. .	23 ..
(iv) Blue-print copies	.. .. .	6,000 ..
(b) New estimates framed	.. .. .	137 ..
(c) Total cost of works for which estimates were prepared	.. .. .	Rs. 1,45,67,170
(d) Revised estimates framed	.. .. .	93

(15) Major works for which plans and estimates were prepared during the year are as follows:—

(a) Roads—	Estimated cost. Rs.
(1) Street asphaltting Victoria Road between Victoria Garden Road and Mount Road ...	1,28,281.000
(2) Flank Road (East Scheme No. 6, from Mahim Loop Railway Bridge to Extension Road No. 32-A in Semi-grouting ...	1,72,759.00
(3) Concreting of Delisle Road between Khatau Mill and Arthur Road Bridge ...	4,80,663.00
(4) Concreting Kings Circle ...	1,93,935.00
(5) Concreting Jacob Circle ...	1,89,384.00
(6) Extension of Maulana Abdul Faffar Khan Road in Cement Concrete ...	7,00,584.00
(b) Storm Water Drains—	
(1) Extending S. W. Drain out falls at Marine Drive ...	1,02,853.00
(2) S. W. Drain along Mahatma Gandhi Road between Hospital Lane and Queens Statue ...	1,27,514.00
(3) S. W. Drain having its outfall at Timber Pond ...	22,19,324.00
(c) Sewers—	
(1) 9" Pipe sewer off Jerbai Wadia Road ...	35,758.00
(d) Miscellaneous—	
(1) Providing retaining wall to the West Side of Mahim Causeway ...	5,43,685.00
(2) Cutting, levelling and development C.S. No. 437, 655 and 431 of Sewri Division off Jerbai Wadia Road ...	20,83,390.00
(3) Cutting, levelling and developing the portion of land where Tata Hydro Electric transmission line runs in between C.S No. 437 and 431 ...	3,50,097.00

### I—(C) SLUM CLEARANCE

(16) In the slum clearance scheme in respect of two clearance areas K-I and G-I in Kamathipura, the following progress was made during the year. Out of the 52 buildings acquired by the Municipal Corporation in these areas during the years 1957-58 and 1958-59, 11 buildings were evacuated during the year by shifting the tenants to the alternative accommodation either in the Municipal Transit Camps or in the new tenements constructed under the Slum Clearance Scheme, thus bringing the number of total buildings demolished to 31. The remaining buildings could not be demolished, owing to insufficient accommodation in the Transit Camp and also for want of suitable alternative accommodation for the Institutes occupying the buildings at Bapty Road in clearance area K-I.

(17) The Special Land Acquisition Officer, Bombay, declared his awards of compensation in respect of the properties acquired within the clearance areas K-J and G-I and adjoining the clearance area G-I, during the year. As per these awards, the total area of lands acquired was 5,189.97 sq. yds. the total amount of compensation of Rs. 2,62,455.52 was paid to the land owners and total cost of acquisition including Government charges amounted to Rs. 2,64,094.20.

(18) As stated in the last year's report, the Corporation had declared two more areas viz., B-I and M-I in Kamathipura and an area at Match Factory Lane at Kurla, as "Clearance Areas" under their Resolutions Nos. 1723 and 1713 dated 9th March 1959 respectively. Compulsory Acquisition orders for acquisition of the properties in these clearance areas as also for the land adjoining the clearance area at Match Factory Lane, Kurla were made during the year and further procedure in this respect was also completed as per Slum Clearance provisions in the Bombay Municipal Corporation Act.

(19) The compulsory Acquisition Orders in respect of clearance Areas B-1 and M-1 were confirmed by the State Government on 10th March 1960 and further procedure for acquisition of properties in these areas is in progress. The compulsory Acquisition Orders in respect of the properties comprised in the Match Factory Lane clearance area and the land adjoining to it, were under the consideration of the Improvements Committee at the end of the year under report.

(20) The clearance order in respect of the slum area known as "Dhobi Chawls" at Colaba, which was declared as a Clearance Area" by the Corporation under their Resolution No. 289, dated the 4th December 1958 was also made during the year and same was confirmed by the State Government on 23rd January 1960. Further procedure to secure the clearance of this area is in progress.

(21) The Corporation under their Resolution No. 601, dated the 14th September 1959 declared another area at Arthur Road as a "Clearance Area". A compulsory acquisition order for acquisition of the properties in this area was made during the year and further procedure of inviting objections etc., for submitting the order to the Improvements Committee/Corporation was in progress.

(22) As stated in the last year's report a third programme of "Sweepers Housing Schemes" of an outlay of Rs. 43.72 lakhs for the construction of 732 tenements in the City, Suburbs and Extended Suburbs had been submitted to Government for their sanction as an alternative and flexible programme to the first two programmes of Slum Clearance. The intention in submitting the 3rd programme was to enable the Corporation to start the construction of some more tenements under Slum Clearance on other sites in lieu of these proposed under the 1st two programmes, which could not be developed owing to difficulties such as getting clear sites in time etc. and thus to meet as far as possible the targets of 3672 tenements envisaged for the Second Five Year Plan period. The important features of this third programme is that, it provides for construction of tenements for the Municipal Sweepers in the Suburbs and extended Suburbs. This programme was sanctioned by the State Government during the year under report and approved by the Corporation under their Resolution No. 732, dated the 10th October 1959.

(23) A further Slum Clearance programme of an outlay of Rs. 132.42 Lakhs envisaging construction of 3207 tenements at 7 further sites in the City and one site in the Suburbs was also formulated and forwarded to Government during the year, as an alternative and flexible programme. This programme was approved by the Corporation under their Resolution No. 2090, dated the 22nd March 1960. Sanction of Government to this programme is awaited.

(24) The work of 340 tenements under the clearance schemes at four sites in the City and one site in the Suburbs, was completed during the year. This brings the total number of completed tenements to 452. At the end of the year under report, 852 tenements at the sites in the City and one site in the extended Suburbs were in progress. Further details regarding the construction of tenements under the Slum Clearance Schemes are given under the Heading "Municipal Housing" in this respect. Besides these tenements, 108 tenements under Slum Clearance were started at Malad, Kandiyli and Mulund in the Extended Suburbs during the year under report.

(25) Further instalment of loan of Rs. 5,80,003.00 was secured from Government during the year, the total amount so far received to Rs. 21,43,000.00. A subsidy of Rs. 8,53,200.00 was also secured from Government for the Slum Clearance Works completed during the year under report.

(26) The work of Improving the existing sewerage system in Kamathipura was also in progress during the year.

#### I (D) THE MUNICIPAL MATERIALS TESTING LABORATORY

(27) The Municipal Materials testing laboratory was started in the premises of Love Grove Pumping Station from 1st October 1958. During the year under report an extra labourer was appointed thus bringing the total Laboratory Staff to one Sub-Engineer, One Laboratory Assistant and three Labourers.

(28) Laboratory instruments worth Rs. 1,650 and reference books costing about Rs. 150 were purchased during the year under report. Arrangement to request Government to give import licence for Rs. 40,000 to purchase the necessary equipments available in Foreign Countries, as reported in the last year, are not yet finalized. The Soil-Testing Section will be started as soon as the necessary instruments are received.

#### I (F) SPECIAL TECHNICAL UNIT

The post of the Executive Engineer (Vigilance) was created on temporary basis as sanctioned under Corporation Resolution No. 744, dated the 1st October 1959. The same was filled in from 7th December 1959 in order to facilitate surprise inspection of Municipal works carried out by contract and departmentally, so as to ensure proper execution of these works and put a stop to malpractices. Since his appointment to the post, the Executive Engineer (Vigilance) paid 286 surprise visits on the works being executed by contract and departmentally both in City and Suburbs. As a result of these surprise inspections, various technical irregularities numbering 70 were noticed and they were got rectified through the contractors and necessary directions and warnings were given to the Engineering Personnel concerned to avoid their recurrence in future. These surprise visits have also resulted in improving the quality of the work.

The work of revising the specifications which require modifications is also being done in consultation with City Engineer.

## II—CONSTRUCTION BRANCH

(30) This Branch is in charge of Executive Engineer who looks after the execution of all major construction works mostly financed from the LOAN WORKS BUDGET 'A', 'B' and 'E' (City Section). It was, therefore found necessary to re-distribute the works, with a view to enable him to concentrate on the implementation of the vast programme proposed to be executed in the coming years. The works of construction of Roads, Sewers and S. W. Drains etc., which were hereto managed by him, were therefore, temporarily transferred to the Executive Engineer (Housing) at the close of the year as an experimental measure.

(31) During the year under report a beginning was made in respect of the following major schemes which were hitherto deferred for want of funds.

(1) Construction of regular road with footpaths along T. P. Line, between Delisle Road and Mahim ; (2) Two new buildings in the compound of R.P.T.B. Hospital for accommodating additional 300 beds ; (3) The new building for General Ward and Small-Pox Wards on modern lines in the compound of Arthur Road Hospital; (4) Laying sewers in Reay Road ; (5) Two independent buildings for cardiac and thoracic Institutes at Parel costing over Rs. 70 lakhs ; (6) An upto date multi-purpose hall for public at Chowpatty Foreshore ; (7) Additional floor over G. S. M. College Building at Parel ; (8) Municipal Eye Hospital with Eye Bank at Kamathipura and (9) New market in Worli Neighbourhood Unit area.

(32) With the intensified activities of the construction works in the various fields of the Corporation, however, the Ad-hoc quotas of cement and steel allotted by Government were found to meagre, with the result that, either the commencement of the new works was postponed or progress of works slowed down considerably to meet the shortage of these vital materials. Due to the opening of steel plants in the country, the fabricated steel became freely available though at a slightly higher cost and thus it was possible to get the works involving huge quantities of steel executed with contractors' own steel to avoid hampering of their progress on that account. The shortage of cement, however, considerably retarded the progress necessitating fixing of priorities of important sewer works, leaving meagre quantity for building construction works.

(33) The expenditure incurred during the year under report on the construction of (1) Administrative Buildings (2) School Buildings (3) Markets (4) Hospitals and Medical Colleges (5) S.W. Drains, Sewers, Road, Sewage pumping stations and purification works, (6) Road, public lighting (7) Fire Brigade Stations etc., amounted to (1) Rs. 3,43,641 (2) Rs. 18,69,991 (3) Rs. 37,565 (4) Rs. 30,99,964 (5) Rs. 17,25,181 (6) Rs. 2,65,976 (7) Rs. 3,83,718 respectively.

## A—BUILDING CONSTRUCTION

(34) Works estimated to cost Rs. 1,74,93,409 were in progress and expenditure booked against them amounted to Rs. 51,03,605 during the year. In three major works, viz., (1) The construction of combined Municipal Market near King's Circle Railway Station (2) Construction of Blood Building near Worli Naka (3) Construction of school building near Nare Park, Superibaug Estate, which were in progress during the previous years were abruptly suspended by the contractor due to financial difficulties and legal proceedings were not completed till the close of the year. With a view however not to lose time, tenders for the unfinished works were kept ready at the close of the year so as to take the works in hand as soon as legal proceedings were over. These works are expected to be taken in hand after monsoon.

(35) Contracts for the work of (1) Construction of an Industrial Estate at Bapty Road, (2) Construction of a Building for static power laundry at Sewri Wadala and (3) Construction of school building at Dharavi Kala Killa were required to be terminated during the year under report due to the respective sites being not available for construction.

(36) Amongst the works which were in progress during the previous year and completed during the year under report the major ones are (1) Construction of a new building for T.N.M. College at A. L. Nair Road. (2) Construction of building No. 2 consisting of basement, ground and three upper floors at L. T. M. G. Hospital, Sion. (3) The construction of an additional floor over registration block, O.P.D. for full time departments of medicine and Surgery at K. E. M. Hospital, Parel. (4) Construction of an Hostel building for male students of T. N. M. College at JHaji Ali Park, (5) Construction of a school building on plot Nos. 271-272A Scheme 6, Sion Matunga near Kolwada Railway Station, (6) Construction of a school building at Gokhale Road (South). (7) Construction of an additional floor over the Municipal School Building at Imamwada and (8) Construction of a Fire Brigade Station at Victoria Bunder Road, Colaba.

(37) Amongst the new works started during the year under report and which were either completed or in progress the major ones were (1) Construction of 200 bedded ward at R.P.T.B. Hospital, Sewri, (2) Construction of Turner Block at G. T. B. Hospital, Sewri, (3) Construction of two additional floor over the Nurses' Home at K. E. M. Hospital, (5) Construction of a building for surveyor's office at A. C. Market (6) Construction of a school building (a) in the compound of Maratha Hospital at Cannought Road (b) plot No. 317 (North) Sewri Wadala (c) New Body Guard Lines, Mahalaxmi.

(38) Tenders for the following major works were invited or contracts awarded during the year under report.

(1) Construction of additional floor over the G. S. M. College, Parel. (2) construction of two independent buildings for Cardiac and Thoracic Institute at Parel (3) construction of two buildings for 168 and 148 beds at Arthur Road Hospital (4) construction of a building with Eye Hospital with Eye Bank at Kamathipura (5) construction of two additional floors over the Convalescent Home, Parel (7) construction of super-structure work for Raja Baldevdas Birla Kreedha KENDRA at Chowpatty (8a) construction of school building on Plots Nos. 83-84 and 89-90 Naigaum for Bhoiwada School (b) Bane Compound Arthur Road (Stable site) (c) Worli Neighbourhood Unit area (d) Worli Koliwada (e) on area out of Municipal playground at Agripada.

(39) Works of (1) construction of O.P.D. building at L.T.M.G.H. Sion and (2) school building behind Elphinstone Road Market which were in progress during the last year, continued to be in progress during the year under report.

(40) The following donations to meet the part expenditure of the construction works were either received or accepted by the Corporation during the year under report :—

- (1) 12.35 lakhs from Shri G. D. Birla for the construction of a Recreation Centre at Chowpatty—Rs. 3 lakhs received in case.
- (2) Rs. 15,000 from the Parsi Central Association Co-operative Housing Society for shifting of dhobi ghat from Forjet Street to Mahalaxmi Dhobi Ghat.
- (3) Rs. 5,00,000 from the trustees of the property of late Shri M. M. Amersey and Rs. 82,000 from Dr. P. C. Bharucha Memorial Committee for construction of Cardiac Thoracic Institute at Parel.
- (4) Rs. 25,000 from Messrs. J. J. Kapadia & Co., for rural painting work of T. N. M. College building at Dr. A. L. Nair Road.
- (5) Moiety of cost of construction of ground floor for accommodating medical wing of the N. C. C. Unit Haj Ali Park by Government.

#### B.—SEWERS PUMPING STATIONS AND PURIFICATION WORKS.

(41) With a view to giving treatment to 60 million gallons day of sewage reaching the Love Grove Pumping Station, the Corporation, under their Resolution No. 835, dated the 18th November 1954 sanctioned a scheme estimated to cost Rs. 1,20,07,838. This scheme was further revised under Corporation Resolution No. 1462, dated the 22nd January 1960 and it is estimated to cost Rs. 1,40,04,558. The execution of the first stage of this scheme which envisages giving primary treatment to 30 million gallon per day of sewage was already completed by August 1961. The tenders for the construction of H<sub>2</sub>S removal plant will be invited shortly and with completion of these works it will be possible to utilise the sludge gas for industrial and domestic purposes.

Works in the second stage are proposed to be taken in hand after sufficient experience has been gained about the performance of the treatment units already constructed so that suitable changes can be effected for industrial and domestic purpose.

(42) Improving the sewage system and providing sewage treatment at Colaba :

In order to remodel Colaba Sewerage system on modern lines, Corporation, under their Resolution No. 384, dated the 14th August 1956 had accorded sanction to a scheme estimated to cost Rs. 41,76,752. This was subsequently revised to Rs. 58,83,668 under Corporation Resolution No. 1182, dated the 10th December 1959.

(43) The following works which were in progress last year, have been completed. (1) Providing and laying 12"-15" diameter sewer from proposed Head manhole near Robert Road Ejector to the Pumping Station at Colaba. (2) Construction of Sewage Pumping Station at Afghan Church.

The following works were in progress during the year under report :—

	Estimated Cost. Rs.
(1) Construction of a Sewage Purification Plant at Colaba	... 34,60,568
(2) 9"-12"-15"-18"-24"-36" diameter sewer from T. I. F. R. building to the Pumping Station at Afghan Church.	4,96,131
(3) 27"-30"-35" diameter sewerage along Kittredge Road to the pumping station at Afghan Church Colaba.	5,00,575

The remaining works of the schemes such as laying Air Mains, Rising mains and Gas mains will be taken in hand in fair season of 1960-61. The scheme is expected to come into operation during 1961-62.

#### Dadar Purification Works.

(44) Under Corporation Resolution No. 2078, dated the 20th March 1957, the Corporation had approved plans and estimates amounting to Rs. 9,40,917 for the following additional works at Dadar Purification Works :—

	Rs.
(1) Provision of digestion tank 2,00,000 capacity	... 3,23,164
(2) Provision of gas holders of 50,000 c.ft. capacity	... 2,10,283
(3) Provision of a gas control room between new digestion tank and new gas holder	... 17,648
(4) Provision of a gas control room between old digestion tank and old gas holder	... 4,870
(5) Additions and alterations to the existing sludge pump house on the extension plant and installation of three sludge pumps of 150 gallons per minute capacity.	75,930
(6) Provision of primary clarifier to treat 500 million gallon per day including influent... and effluent pipes, Flumes, etc.	3,10,022
Total ...	9,40,917

Out of the above works, works at Serial Nos. 1 to 4 are proposed to be carried out by single contract and tenders for which have been invited these works (now estimated to cost Rs. 3,99,878) will be started shortly.

Tenders for the remaining works will be shortly invited.

### Dharavi Purification Plant.

(45) The Corporation have, under their Resolution No. 508, dated the 8th August 1957, approved of additional works estimated to cost Rs. 16,46,388 in order to give partial treatment to a part of the increased flow of incoming sewage so as to produce a satisfactory effluent which will not create nuisance in the vicinity of Treatment Plant.

Tenders for some other works *viz.*, Digestion tank, a gas holder, etc., have already been invited. The work will be started shortly. Similarly tenders for erecting a Transformer, pumping sets, silt avation unit, coarse and fine screens and construction of detritus tank, etc., have been invited and the work is expected to be started by November 1960.

### C.—ROADS, SEWERS AND S. W. DRAINS.

(46) *General.*—The progress of sewer and road work considerably depends upon the traffic and the width of the particular Road and the trenches are required to be taken only after consulting the Traffic Department and getting the Traffic etc., suitably diverted, resulting in prolongation of the work considerably. The underground sewer works along Lamington Road, Sheikh Memon Street, Queen's Road were further delayed due to net-work of underground Utility Services running in the trenches which had either been supported or suitably diverted in consultation with the representatives of Utility Services.

#### (a) Sewers.

(47) During the year under report the following works which formed part of the Scheme of improving the swage system of the City approved under Corporation Resolution No. 492, dated the 5th August 1948 and which were started during 1957-58, were completed:—

- (1) 9'-15"-21"-27" diameter Hume Pipe Sewer in Sk. Memon Street from Ganeshwadi to junction of Kalbadevi Road.
- (2) 24"-30" diameter Hume Pipe Sewer in Sk. Memon Street to junction Palton Road.

(48) The following works comprised in the above scheme which were started during the last year continued to be in progress during the year under report:—

- (1) Constructing 5'-84"×8'-0" all concrete ovoid sewer in Lamington Road from junction of Falkland Road to junction of Grant Road.
- (2) Constructing 5'-4"×8'-0" all concrete void sewer in Queen's Road from junction of Charni Road to junction of Thakurdwar Road.

The work of constructing 4'-8"×7'-0" all concrete void sewer in Lamington Road—New Queen's Road from junction of Sandhurst Road to junction of Charni Road forming part of above scheme though awarded by contract could not be started by the contractors due to traffic difficulties.

Similarly the work in Item No. (1) and (2) mentioned below which were taken in hand during the year under report, continued to be in progress at the close of the year and that in Item No. 3 though awarded by contract could not be started due to traffic difficulties. The work in Item No. (4) has been carried out departmentally except for a small portion which could not be done departmentally due to limited working space compared to the depth of the trenches required to be taken with old buildings standing on either side:—

- (1) Laying 24" diameter H. P. Sewer in Thakurdwar Road from junction of Girgaum Road to junction of Queen's Road.
- (2) Providing 13" 18- diameter pipe ways along Narsi Natha Street from Carnac Road to junction with Chinch Bunder Road.
- (3) Laying 21" diameter pipe sewer along Girgaum Road between Nowroji Seth Street and Thakurdwar Road junction.
- (4) Replacing the existing 6" diameter pipe-sewer in Shankar Bari Lane by 9" diameter pipe sewer.

(49) The implementation of the scheme for the improvement facilities at Warden Road, New Bhulabhai Desai Road, Napean Sea Road and Banganga localities approved under Corporation Resolution No. 588, dated the 11th August 1947, which were held over till 1957-58 due to paucity of funds continued gradually. The work of laying 27" diameter sewer in Bhulabhai Desai Road from the Pumping Station to the Head man-hole of 42" circular sewer in Clarke Road which was started during 1957-58 continued to be in progress during the year. The following two additional works were started during the year, out of which the work in Item No. (1) was completed and that in Item No. (2) was in progress at the close of the year:—

- (1) Laying sewer B-C from Napean Sea Road to Bomanji Petit Road (1760 feet) long.
- (2) Laying sewer A-B (1204 feet) long from Bomanji Petit Road to the Pumping Station.

The sanctioned scheme also envisages the provision of Pumping Station. Necessary negotiations for the acquisition of Government Fore-shore land at Bhulabhai Desai Road were not concluded at the close of the year.

The work of laying 9" diameter Pipe Sewer in Ghourpdeo 1st and 2nd Cross Lanes were started during the year under report and were in progress at the close of the year. Tenders for the work of providing sewers in Reay Road were recommended at the close of the year and the work will be taken in hand after monsoon. The work of providing 42" by-pass arrangements in Dharavi Purification Works which as started last year departmentally, continued to be in progress during the year under report.

#### (b) Storm Water Drains and covering open Storm Water Channels.

(50) (b) *Storm Water Drains.*—Out of the following works of providing S. W. Drains in the roads those at Serial Nos. 1, 2 and 3 mentioned below which were in progress during the last year were completed during the year under report. As for the work of providing S. W. Drain in respect of work at Serial No. (4) part work was completed and further work deferred as the area is decided to be kept under observation.

so as to see as to whether the existing S. W. Drains in the locality would be sufficient to discharge the storm-water during the monsoon :—(1) Tulsi Pipe Line Road, (2) Government Gate Road, Parel. (3) Wanze-wadi area in Mahim Town Planning Scheme No. III. (4) Bhulabhai Desai Road.

(51) The following additional works were taken in hand and completed during the year under report. (1) Providing an additional 30" diameter pipe drain parallel to the existing 2'-6"×2'-6" Dhapa drain on the western side of Central Railway tracks near Chinchpokli Railway Station, (2) Providing 2'-0"×1'-6" and 24" diameter S. W. Drain from end of Sleater Road to Tardeo Circle. The works of providing S. W. Drains in (1) Dadar Purification Works and (2) Love Grove Pumping Station were also taken in hand departmentally and were in progress during the year under report.

(52) Tenders for the work providing S. W. Drains in lieu of existing Dhapa Drains in Umerkhadi Road were received and recommended at the close of the year. The work is expected to be taken in hand after monsoon.

The scheme costing about Rs. 25.75 lakhs which was approved by the Corporation under their Resolution No. 1333, dated the 18th December 1957 for abating the nuisance of flooding specially in low lying areas was being further reviewed with due consideration to the present developments in these areas. A part provision of Rs. 4.50 lakhs exists in the Loan Works Budget 'A' for its implementation.

#### (b2) Covering Open Channels by R.C.C. Dhapa Drains.

(53) (1) Re-aligning and regrading wherever necessary and covering open storm water channel from Dadar Purification Plant to Century Mills.

The above scheme approved under Corporation Resolution No. 803, dated the 16th October 1947 is being pursued gradually and by the close of the year under report, storm water channel upto Elphinstone Bridge was covered. Similarly, a part channel from Globe Mill Passage to the confluence of two channels near Century Mills forming part of the above scheme, but separated from it so as to meet its cost from the Block allotments out of the surplus cash balance for financing the capital works programme, was completed during the year under report. Steps for covering the remaining section of the open channel could not be taken during the year as negotiations for acquiring the existing structures on both sides of the bank of the further sections of the channel, were not concluded till the close of the year.

(54) The work of providing a treble barreled R.C.C. dhapa Drain in 12'×9' for a length of 1104 running feet in continuation of the covered length of 2,236 R.ft. in lieu of the other channel between Bellasis Road Pipe Depot and Arthur Road Bridge was completed during the year under report.

A revised Scheme of covering the open drain along Haines Road from junction of Mahalaxmi overbridge to Haines Road culvert costing Rs. 23,14,673 was approved by the Corporation during the year under report and the works comprised therein would be gradually taken in hand.

#### (C) Construction of Roads and footpaths.

(55) *Roads in the City.*—During the year under report the works of construction of (1) Globe Mill Passage between Delisle Road and the drainage channel, (2) Private Street off Haines Road and (3) Dadar Gully which were in progress since last year were completed. The work of permanent construction of Delisle Road between Curry Road Bridge and Arthur Road was taken in hand during the year and continued to be in progress during the year under report. The work of construction of 60 ft. road between Tulsi Wadi and Arthur Road was started and completed during the year under report.

(56) As no appreciable results could be obtained from the negotiations carried out between Mill owners Association for sharing the cost of permanent construction of Tulsi Pipe Line Road, plans and estimates for half width of the road with footpath were finalised and tenders were invited. The works on portions between Delisle Road and Fergusson Road and Delisle Road and Elphinstone Road were taken in hand at the close of the year. Contract was amended for the construction of the portion between Fergusson Road and Haines Road. The works in this portion was expected to be taken up after monsoon.

In order to render a satisfactory surface for the smooth movement by vehicular traffic, the surfaces of 18 roads in the City comprising an area of 78,912 square yards approximately were being resurfaced with 3" asphaltic concrete through Messrs. Recando Private Ltd. The surfaces of the further three roads were being renewed departmentally during the year under report. Tenders for treating seven further roads comprising an area of 79,712 square yards were under consideration at the close of the year. A proposal for treating surfaces of further 47 roads in the City with 3" asphaltic concrete were awaiting approval of the Corporation at the close of the year.

#### Roads in the Town Planning Schemes.

(57) (1) *Elphinstone and Mandvi Estates.*—Out of the seven roads comprised in the scheme and constructed by contract only three roads viz., (a) construction of Raichur Street, (b) Argule Road, (c) Masjid Bridge Road could be taken in hand and were in progress during the year under report. The other four roads viz. (a) Josaji Street, (b) Kazi Sayed Street, (c) Baroda Street and (d) Carnac Siding Road could not however be started for want of clear sites due to the objections of the businessmen and contracts in respect thereof, were proposed for termination.

(2) *Mahim Town Planning Schemes Nos. II, III and IV.*—The work of constructions of roads with provision for sewage and drainage arrangements in certain roads in Mahim Planning Scheme No. II was in progress during the year under report. The work of construction of road between Khed Gully and D. P. Works was awarded by contract during the year under report and tenders for the work of construction of 1/2 width of 80' T. P. Line Road between Mori Road and Lady Hardinge Road were invited at the close of the year. In addition to this the Corporation have approved the work of construction of 40' Roads with sewerage and drainage arrangements at Mogul Lane and near Kermani Building and tenders for these works were also prepared at the close of the year.



(58) *Construction of footpaths.*—The work of construction of footpaths at different roads in the City were started departmentally during the year under report as per details given in Appendix B-1. The proposal of construction of footpath at Panwalla Street was approved by the Works Committee.

#### (D) Construction of Narrow Bylanes in the City.

(59) The work of permanent construction of 36 bylanes costing Rs. 3,44,013 approved under Corporation Resolution No. 697, dated the 10th October 1959 were started during the year under report and the programme continued to be gradually implemented at the close of the year. The expenditure booked on this work amounted to Rs. 43,781

The work of concreting the passage known as 'Bhiki Lane' was taken in hand and completed during the year under report. A further scheme of the permanent construction of 19 bylanes in the City was formulated and submitted for the approved of the Corporation at the close of the year.

(60) Appendices B-2 and B-3 give respectively details of sewers, drains and other works carried out departmentally and by contract by the construction Branch under Loan Works Budget 'A'.

Appendices B-4 and B-5 give respectively details of sewers, drains and other works carried out departmentally and by contract by the construction Branch under Loan Works Budget 'B'.

#### (E) Traffic Amenities.

(61) (1) *Traffic and channelising of Islands.*—Important intersections of roads where channelising and refuge islands have been provided since the inception of the Scheme in the City totalled 132 out of which 5 were constructed during the year and the works of construction of 9 was in progress at the close of the year under report.

(2) *Footbridges and Subways.*—Due to increased vehicular traffic in the City, it was felt to give some relief to the pedestrians to cross roads safely and with this intention in view, the Corporation approved a proposal for constructing an under pass for vehical and pedestrians traffic at Duncan Street and Queens Road across Western Railway Tracks—costing to Rs. 23,68,565 as per Corporation Resolution No. 254, dated the 13th May 1959. It was however considered advisable to go in for an overbridge instead of subway due to the existence of many underground services and tall buildings in the closed vicinity of the proposed subway.

(62) Tenders for the work of providing a pedestrian subway near Boari Bunder through L. B. Tairsee Baug (Bhatia Baug) connecting Dr. Dadabhoj Nowrij Road junction Fort Street costing Rs. 13,09,000, were also invited during the year under report, but rejected due to the high cost. This proposal is also being renewed at the close of the year. Tenders received for the provision of footbridge across Queens Road connecting Charni Road Station and Kalewadi were under consideration. A proposal for providing a steel footbridge across Queens Rod connecting Marine Lines Station estimated to cost Rs. 49,853 was also approved by the Corporation under their Resolution No. 688, dated the 12th October 1959. The work of providing cement concrete kerbs as central divider to save as a refuse island on Dr. Annie Besant Road between Cadell Road and Hornby Vellard to cost Rs. 76,371 was approved by the Corporation under their Resolution No. 706, dated the 1st October 1959. This work will be taken up in the subsequent year.

#### F.—Miscellaneous.

(63) As a security measure to prevent any unauthorised entry into premises of (1) Love Grove Purification works, (2) Sewri Crushers, (3) Mahalaxmi Refuse Sidings, (4) Sion Koliwada Pumping Station, (5) Cloaba Compressor Station, (6) Wadala Pumping Station and (7) Mahim Pumping Station, the Corporation have approved the provision of compound walls with gates around these premises. Tenders for works in Items 4, 6 and 7 were under consideration at the close of the year while the work at Serial No. 5 was awarded to P. W. C. Tenders for works, Items 1 to 3 were under preparation at the close of the year.

(64) The retaining wall at Mahim Foreshore developed further cracks necessitating attention to avoid damage to adjoining properties. Tenders for strengthening the wall by guniting process however were invited at the close of the year. The work is scheduled to be taken up immediately and executed depending upon the total waves of the sea so as to complete the same before the break of monsoon. This work will have a high light in the civic field.

The difficulty of clearing of Municipal plots of unauthorised vagrants for taking up new construction works confronted the Administration during the year more seriously due to the organised Fight on behalf of the hutment dwellers. The legal actions taken against the vacant land tenants also prolonged on account of the question of providing alternate accommodation to the dishoused tenants.

(65) The work of laying 24" diameter using main from Matunga Pumping Station to Dadar Purification Works which was started during the previous year continued to be in progress. On completion, this will assure adequate supply of sewage for the production of Sludge Gas at Dadar Purification Works. Tenders for work of providing a Pumping Station in place of Ejector Station at Chowpatty were received and are under consideration at the close of the year.

#### G.—PRIVATE MAJOR WORKS.

(66) During the year uner report, the work of laying 9" diameter pipe sewer and drain in the proposed 60' and 68' road in lieu of woodhouse Bridge was started and was in pgress at the close of the year. The work was being carried out on behalf of P. W. D.

#### H.—MUNICIPAL HOUSING.

(67) During the year under report the position as regards the supply of steel continued to be acute with the ultimate result of adversely hampering the normal scheduled progress of various Municipal Housing Works in the City and Suburbs. Tenders for the various works were therefore invited and recommended in most



of the rates on the basis of supply and use of contractor's own steel to be brought from open market as Government did not respond favourably to many a representations from the Corporation to release some *ad-hoc* quota of steel specially to meet the requirements of Municipal Housing Schemes. The supply position of cement was also deteriorating from the beginning of 1960 and thereby some schemes which were already sanctioned had to be postponed.

The some other (alternative) mode of constructing cheap housing such as follows had already been initiated :-

(1) 300 tenements at Horse Shoe Vally, Ghatkopar with the use of pre-fabricated Tubular structure to be brought from Calcutta.

(2) 100 tenements (55 Twin Houses) with precast concrete posts, concrete panel and independent sanitary block are already completed and allowed to house collapse victims,

(3) It was originally proposed to provide built in plinths to squatters and represent to Government, for suitable subsidy. The Government however advised to provide complete residential units instead of plinth only. The whole scheme had accordingly to be revised. In general, the Housing programme was to some extent hampered on account of non-availability of suitable vacant sites in City and Suburbs. The construction programme during the year was mostly for Slum Clearance to be completed during Second Five Year Plan period with aid and loan to be recovered from State and Central Governments. The detailed position of Municipal Housing projects already completed and under completion is shown in appendices (B-6 to B-7).

(a) 889 tenements for different categories of tenants were completed and were ready for occupation during the year under report.

(b) 2,084 tenements were under construction.

(c) 474 tenements and 15 shops, contracts were awarded but construction works were to be started

(d) 330 tenements and 15 shops in respect of which tenders were invited and recommended.

(e) 540 tenements in respect of which tenders were proposed to be invited.

### III.—Maintenance of Buildings and Roads.

68. This Branch was in charge of Executive Engineer. It is entrusted with the repairs and maintenance works in respect of Municipal and Ex-Trust properties including acquired properties; (2) roads, footpaths, renewal of road surfaces and surfacing of footpaths reinstatement of trenches and other contingent works and (3) works such as road watering, providing and maintaining steel name-boards, upkeep of public monuments, preventing or permitting occupation of roads and footpaths, temporarily regularising unauthorised occupations and similar other administrative works. The work of super vision of Asphalt Plants and footpaths is also entrusted to this Branch. Other matters looked after by this Branch were street lighting, traffic problems and amenities and the works in connection with the private streets and their improvement. The Branch is in charge of an Assistant Engineer 1st Grade.

#### A.—Municipal and Ex-Trust Properties.

69. (i) The total number of buildings and other properties in charge of this section was 3,437 as against 3,342 in the previous year. 124 properties were added during the year and 29 properties were demolished.

70. The work of maintenance can be classified under three major heads—(1) normal repairs, (2) special repairs and (3) new works. Normal repairs include works of monsoon repairs such as fixing bamboo mats, dammaring, tile turning, white washing, colour washing, etc. The works that are likely to increase the life of the buildings or structures fall under the category of "Special Repairs". The works of additions and alterations to the buildings and also those providing additional amenities fall under the category of "New Works". Appendices C-1, C-2 and C-3 and C-4 show the works carried out during the year, under Special Repairs and New Works respectively. The works mentioned above were carried out partly by contract and partly departmentally.

71. For the purposes of contract works, the City was divided into two divisions consisting of A, B, C, D and E Wards including the Sanitary Institute at Princess Street and the other comprising of F and G Wards including Leprosy House at Matunga. Contracts for these two Divisions were entrusted to Messrs. National Building craft. Co., and Shri S. V. Jiwani respectively. The rates for Division comprising of A, B, C, D. & E. ward were 10.80 per cent. below and those for the other Division were 11 per cent. below the schedule rates. Last year the rates for the former Division were one per cent and those for the latter Division were 3 per cent. below schedule rates.

72. Repairs to school buildings under Budget 'E' were also carried out by the Maintenance Branch and the total expenditure incurred on this item amounted to Rs. 30,000 nP. The details as regards Budget provisions, the expenditure booked under different heads in Revenue Budgets 'A' and 'B' are shown in Appendix C-5. Out of the total expenditure, works to the extent of Rs. 11,83,312.97 nP. were carried out departmentally and of Rs. 2,47,552.43 nP. through Petty Works Contractors.

73. In addition to the above, the works of oil painting, colour washing and white washing the Municipal properties were carried out from the provision of Rs. 75,000 for such works.

(74) 388 work orders, amounting to Rs. 10,45,033.78 nP. were issued to the Petty Works Contractors of both the divisions. The work of oil painting to Sion Koliwada S. P. Sheds and Matunga Labour Camp Blocks D to G were completed.

75. The work of substituting flush valves in place of flushing tanks at Agripada Chawl Nos. 14, 16, 20 & 25 and at Sewri New Labour Camp were completed. The work of providing permanent weather shades at Suparibaug Road Chawls and Azad Nagar (Blocks A to F) was completed.

(76) The work of demolishing the existing sanitary block and reconstructing the same with R. C. C. structure at Aga Building Case No. 7, Scheme No. 43, Bhendi Bazar was completed. The work of water proofing the terrace slabs of two room tenements and three room tenements at Matunga was completed.

(77) The work of converting automatic intermittent flushing system of water closets into full flushing system with push type flush valves at Suparibaug Road Chawl Nos. 1 to 6 was completed. The work of providing separate water taps in each room of Mazagaon Chawl Nos. 1 to 15, Nagpada Chawl Nos. 17, 18 and 19, Palton Road Chawl Nos. 1, 2 and 3 was in progress.

(78) The work of electrification of 134 tenements at Paje Street Chawls and Mandvi Koliwada Chawl Nos. 1 to 5 was completed. The work of 240 tenements at Old Memonpura Chawls Nos. 1 to 4 was in progress. The work of providing separate water taps in each room of New Labour Camp, Sewri was in progress.

### B.—Roads and Footpaths.

79. The total length of roads in the City at the close of the year was 278.368 miles as against 278.346 miles at the beginning of the year. The classification of roads and footpaths showing the mileage and areas to be maintained and the expenditure incurred in maintaining different types of roads and footpaths is given in Appendix C-6.

#### Roads of permanent construction—Renewal of surfaces.

80. The total area of road surface renewed departmentally during the year with 3 inch sheet asphalt was 19,339 square yards at a total cost of Rs. 2,11,157.99 nP. as shown in Appendix C-7.

81. An amount of Rs. 4,02,975.55 nP. was spent on repairs to pot-holes on carriageways. General overhead and miscellaneous charges (which include charges for bringing stores, removal of encroachments and such other miscellaneous charges which could not be included in the expenditure directly incurred on the road repairs) amounted to Rs. 3,80,665.40 nP., Rs. 1,96,075.07 nP. and Rs. 111,810.86 nP., respectively. Percentage of these charges including establishment over the direct expenditure on road repairs and departmental and private works carried out by the Road Maintenance Branch, works out to about 21.60 as against 11.11 during the previous year.

82. The work of maintenance of roads and footpaths was generally satisfactory throughout the year. A total area of 5,51,864 square yards of different types of road surfaces was improved either departmentally or by contract during the year as detailed below :—

Mode of Improvement.	Area in Sq. Yds.
(1) Sheet asphalt	.. 23,124
(2) Chips coat on asphalt roads	.. 2,43,611
(3) Semi-grouting	.. 142
(4) Surface dressing	.. 1,55,419
(5) Asphalt concrete	.. 1,29,568
Total	.. 8,51,864

As usual Rs. 20,970 were paid to the Bombay Port Trust for cleaning and repairing, Port Trust Wharves and Roads.

84. The work of asphaltting footpaths as approved by the Corporation was continued during the year and footpaths of 26 roads covering an area of 23,363 square yards were asphalted at a cost of Rs. 60,462.86. The details are shown in Appendix C-8.

### C.—Miscellaneous Works in connection with Roads and Footpaths.

85. (a) *Road Watering.*—Water bound roads and katcha footpaths comprising a total area of 10,800 square yards were watered at suitable intervals during the dry season and the expenditure incurred thereon amounted to Rs. 525.37 nP.

(b) *New Roads and Footpaths.*—No new roads were taken over for maintenance from Government or any other body during the year under report.

(c) *Street Name Boards.*—Total expenditure incurred on repairing and maintaining the existing ones amounted to Rs. 8,631.56 nP.

(d) *Maintenance of Public Monuments.*—All the statues were periodically cleaned and maintained in good condition at a total cost of Rs. 4,294.72 nP.

(e) *Pedestrian Guard Railings.*—4,715 ft. of guard railings were maintained during the year.

(f) *Widening of roads consequent upon acquisition of set-backs.*—The cost of adding to roads the set-back lands acquired in different city inclusive of the cost of incidental works such as shifting trampoles, electric cables, gas or electric lamps water entrances, etc., amounted to Rs. 64,437.26 nP. The total area thus added to the road during the year was 3316.10 square yards.

(g) *Private and Departmental Works.*—1,010 Works were carried out for various private parties at a total cost of Rs. 4,12,461.29 nP. and 656 works were carried out for other Municipal Departments at a total cost of Rs. 16,52,251.76 nP.

(h) 944 Benches on roads and footpaths were maintained.

**D.—ROAD ROLLERS.**

(86) During the year, there were 50 Road Rollers on the register out of which one was petrol driven, 34 Diesel driven and 15 steam driven including 5 Tandem Diesel, four three wheeler and one Tandem Steam Roller of Asphalt Plant and one Diesel Roller of Vaitarna-cum-Tansa Scheme.

**E.—PERMITS.**

(a) *Opening of Roads and Footpaths.*—During the year 45 permits were issued for excavation in roads and footpaths. The cost of re-instatement of the disturbed surface was charged to the respective permit holders. The trenches were repaired at a total cost of Rs. 4,12,461.29 nP, which was borne by the parties concerned. The total amount of Road opening fees recovered was Rs. 1,012.

(b) *Occupation of roads and footpaths.*—Action under Section 322(b) of the Bombay Municipal Corporation Act was taken to prevent unauthorised occupations of roads and footpaths by dumping building materials. 379 notices were issued for contravening the provisions of the Act. Fees were recovered for the use of roads for stacking materials and putting up scaffoldings. The total receipts under this head, amounted to Rs. 57,923.12 nP, for 952 permits. In addition 1,087 permits also were issued for occupation of roads, for erecting mandaps, placing chairs, benches etc., and the amount realised therefrom was Rs. 15,763.60 nP. Permission for 25 tram shelters and 388 bus shelters on Roads and footpaths was continued.

**F.—Tramways.**

87. The total length of double tram tracks in the City was 26.264 miles and that on single tram tracks was 2.596 miles, at the close of the year. These figures include 3.168 miles of double and single tram tracks from which tram services have been withdrawn but the rails were not removed from the roads.

**G.—Public Street Lighting.**

88. The streets of the City were lighted with gas and electric lamps during the year under report. The total number of lamps at the end of the year was 12,784 which exceeded the corresponding figure of the previous year by 194. The details of the different types of lamps are shown as below:—

**Gas Lamps.**

Hexagonal	Bombay.	Leittle ton	Rochester	Suggs.	Traffic Directional.	Total.
1037	22	6271	201	141	113	7,785

**Electric Lamps.**

Tungsten Filament Lamps.	Mercury Vapour Lamps.	Muorescent lmps.	Total.
2,653	2,303	43	4,999
Grand total of Gas and Electric Lamps ... ..			12,784

In addition to these lamps Policeman's Spot Lights and 12 Lamps at Railway footover bridges at Chowpatty, Byculla and Dadar were maintained by the Department. The candle power of gas lamps varied from 70 to 1,200 and that of electric lamps from 25 to 1528. Some of the ordinary Pressure gas lamps of high power, which were uneconomical for maintenance were removed and electric Lamps provided thereat.

The following statement shows the total candle power of the lamps, energy consumed and the expenditure incurred on account of maintenance etc. On an average 53,092 cubic feet of gas and 9,748 Killo Watt Units of electricity were consumed per day as against 5,49,878 cubic feet of gas and 9,403 killo watts units of electricity per day consumed during the previous year.

Kind of lighting	Candle power.	Total consumption during the year.	Expenditure for lighting.
Gas ... ..	17,11,400	20,43,10,163 Cft.	Rs. 12,66,472
Electric ... ..	16,67,071	35,67,994 [K.W.]	9,81,044

An additional expenditure of Rs. 60,493 was incurred on the following items:—

(1) Erection of new lamps	Rs. 8,155
(2) Repairs and Maintenance	28,382
(3) Works of Improvement in Street Lighting	23,956

Total Rs. 60,493

The usual Rs. 29,970 were paid to the Bombay Port Trust on account of lighting wharves and roads in their charge by adjustment against the amount due from them in respect of General Tax for the year under report.

The work of lighting and maintaining the street lamps was done through Messrs. The Bombay Gas Co. Ltd. for gas lights and the Bombay Electric Supply and Transport Undertaking for electric lights.

The statues of late Phirozeshah Mehta at Bori Bunder and the late Vithalbai Patel and Lokmanya Tilak at Chowpatty were flood lit with electric lights throughout the year.

Since 1954-55 "All-in-Hire" Scheme for vapour and fluorescent electric lamps has been introduced, 16 roads were lighted under this scheme during the year. During the year under report the lighting of 23 roads was improved and new lighting arrangement was provided at 10 places.

#### E.—TRAFFIC.

(89) During the fag end of the year under report, a separate and independent Traffic Engineering Department has been established to look into the traffic problems of the City and Suburbs :—

The main work attended to by this section are :—

- (1) Design of channelisation rotaries and refuge islands ;
- (2) Obtaining traffic volume for determining the various movements of traffic.
- (3) Providing pedestrian crossings both temporary and permanent.
- (4) Traffic studies in connection with the installation of automatic traffic signals, subways, bridges, widening of roads, etc.
- (5) Parking.

Works on following traffic and channelising islands approved by the Traffic Advisory Committee were completed :—

(1) Lakhamsi Napoop Road junction Kohinoor Road, (2) Falkland Road, Cowasji Patel Road junction Bapu Khote Street, Erskine Road and Duncan Road, (3) Woodhouse Road junction Colaba Road, (4) Dr. Anandrao L. Nair Road junction Souter Street.

*Pedestrian Traffic.*—Pedestrian crossing central lines and parking stalls were demarcated in some of the main thoroughfares and in front of schools etc., in consultation with the Police Department.

*Traffic Signals.*—Works in connection with the installation of traffic signal was started at the following inter sections.

(1) Ibrahim Rahimtulla Road junction Sirdar Vallabhbai Patel Road, (2) J. J. Hospital junction, (3) Bellasis Road junction Lamington Road, (4) Parel Chawl Road and Kalachowki Road, (5) Suparibaug Road junction Currey Road.

Installation of traffic signals at the following inter sections was completed.

(1) *Kemp Corner Junction*—

The work of installation of Traffic signals at Hughes Road junction Harvey Road has not yet been taken up. The quotations for signalling the following inter sections were invited.

(1) *Opera House Junction*—

Traffic study at the inter sections of Cadell Road and New Prabhadevi Road was completed. It is under consideration to provide Pedestrian Signals at this location.

*Subways*—

(90) The vehicular under-pass, under Queen's Road at Princess Street had since been discarded and plans and estimates for an overbridge at the same location were prepared.

Plans and estimates for the works of pedestrian subway at Bori Bunder were completed, but on reconsideration it was felt that signaling the inter section would give effective results. Study for the same was undertaken.

*Bridges*—

(91) No progress could be made regarding the widening of Kennedy Bridge, as the Western Railway found it difficult to widen the bridge portion over the Railway tracks. The Railway authorities however had been requested to find out some way by means of which this widening work would be undertaken. Results are awaited.

Widening of Foot Bridge at Mathew Road was completed.

Plans and estimates for Charni Road Railway Bridge Extension across Queen's Road to connect Kele-wadi, were sanctioned by the Works Committee and the Corporation and tenders for the work were invited. The Western Railway has agreed to do the necessary alterations in the Railway premises. Plans and estimates for the extension of Railway Bridge at Marine Lines, across Queen's Road have been prepared and are being put up for obtaining necessary sanctions. The Western Railway authorities have agreed to make necessary alterations in Railway premises.

Traffic studies at the following places were carried out. (1) Junction of Tardeo Road, Harvey Road, Frere Bridge, Gowali Tank Road, Kennedy Bridge (Nana's chowk) and necessary modification in the present layout of Traffic Islands and Rotaries are being implemented. The proposal of signalling Flora Fountain junction is under consideration.

### I.—ASPHALT PLANT AND CRUSHERS.

(92) (a) The Municipal Hot-Mix Asphalt Plant at Worli was in operation throughout the year except during monsoon. The pegstone mixer was worked for turning out asphalt chips mixture and cold-mix material required to fill in potholes in the City and Suburbs. The labour for running the Asphalt Plant was engaged by contract.

(b) The total area 4,12,685 square yards of roads and footpaths was required and renewed during the year as against 5,74,601 square yards repaired or renewed during the previous year.

(c) Different roads admeasuring 11,368 square yards were required with 3" sheet asphalt.

(d) Capital Roads admeasuring 1,51,397 square yards were required by seal or chip coat.

(e) During the year, the road renewal for work 3" asphaltic concrete admeasuring 56,195 square yards was carried out by Messrs. Recondo Ltd., and an area admeasuring 73,375 square yards at rate of Rs. 2.25 nP. per square yard was treated with chips coat by Messrs. Shah Construction Co. Ltd.

(f) Footpaths covering an area of 23,363 square yards were asphalted with 1/2" to 3/4" seal coat.

#### Hot Mix Asphalt Plant.

(93) The Hot-Mix Plant worked for 191 days and remained closed for 127 days on account of rainy season and for 48 days on account Sundays, Holidays and breakdowns of the Plant.

The rates adopted for booking the expenditure for different modes of construction were the same as previous year. The total expenditure for renewing the road surfaces, the cost of which was chargeable to different budget heads amounted to Rs. 2,11,657.99 nP.

An area of 68,951 square yards was repaired by providing 3/4" asphalt premixed carpet on grouted roads.

1909 tests as per the details appearing in Appendix C-20 were carried out at the asphalt Plant Laboratory on different asphalt mixes.

An area admeasuring 73,373 square yards was treated with chipscoat by Messrs. Shah Construction Co., at the rate of Rs. 2.25 nP. per square yard as shown in Appendix C-17. The total number of Boxes and tonnage turned out by the main plant and Pegon plant are 50,120 boxes i.e., 13,425 tons and 20,341 boxes i.e., 5448.47 tons respectively.

#### Crushers at Worli and Sewree.

(94) There were four Crushers and one Granulator at Worli and four Crushers at Sewree. On an average two crushers worked at each place. On account of non-availability of spare parts and required staff, the second shift could not be run both at Worli and Sewree Crushers, although there was demand for metals from Wards. The total output of the Crushers during the year was 10,602 brass as against 15,131 brass during the previous year. The work of cutting the rubble stone at both the crushers was carried out by Departmental labour. The rubble at Worli and Sewree Crushers was obtained through contract at Rs. 30 per brass. The total output of the crushers and the rates (including haulage charges) charged for the supply of metal of different sizes are given in Appendix C-21. The value of stock in hand at the end of the year was Rs. 24,372 at Worli Crushers and Rs. 15,346 at Sewree Crushers. There was a net profit of Rs. 3,410.51 nP. and a loss of Rs. 10,936.76 nP. at Worli Crushers and Sewree Crushers respectively.

### J.—Improvements of Private Streets in the City (Old City Limits).

(96) (1) Out of the seven actions (six under Section 305 and one under Section 377 (1-A) of the Bombay Municipal Corporation Act) reported to be in progress during the previous year, two actions were dropped and action in one case had failed in the Police Court.

For starting fresh action under Section 305 of the B.M.C. Act in case of private street off Arthur Bunder Road near Strand Cinema the sanction of the Standing Committee is awaited. Similarly action under the same section in case of private streets leading to Dhakaleswar Temple off Bhulabhai Desai Road, is started during the year under report. Thus the total number of actions in progress at the close of the year, comes to five.

Recoveries including interest and deposits made during the year under report from House Owners in respect of works carried out in the past and proposed to be carried out in future amounted to Rs. 36,685.38 nP. as against Rs. 57,672.23 nP. during the previous year.

(97) Appeals in two cases filed by the parties before the learned Chief Judge of the Small Causes Court, as reported in the previous year's report, are still not decided.

(98) (i) One new road was taken over for maintenance from Government at Parel Village bearing C.S. No. 394 (part) between Bhagwantrao Parelkar Road and King Edward Road on 29th February 1960.

(ii) 35 new references under Section 503 of the B. M. C. Act were filed in the Small Causes Court, during the year under report. Thus the total number of references pending in the Court during the year under report including 19 of the previous year, comes to 54.

(iii) The special nature of work reported to be undertaken at Hansraj Damodar Wadi near Kenedy Bridge off Girgaum Road is completed and passages will be declared public shortly after taking over Government land adjoining this passage at the extreme end.

(iv) Improvement of Private Street in Tokersey Jivraj Road, Sewri is held up as the frontagers have not come forward to bear the Improvement Expenses. It is proposed to take action under Section 305 of the B. M. C. Act for the passages free from encroachment.

(100) During the year under report, following two passages were closed to the public under Section 289(3) of the B. M. C. Act.

(a) Service passage between T. N. M. College Building and 'Meher Villa' at Dr. Anandrao Nair Road is merged with the college compound.

(b) Public Street on Plot Nos. 151 to 154 near Shachivalaya at Mayor Road is closed to the public and handed over to the Government of Maharashtra for merging it with the Government land.

#### Special Nature Works.

(101) The following works of special nature were carried out during the year under report :—

- (1) Providing lighting arrangement on a private street, off Gokhale Road, south of Ash Lane— Lighting arrangement was done in this passage at the cost of the frontagers and the passage is declared 'public' from 5th November 1959.

#### IV.—MAINTENANCE OF DRAINS AND SEWERS.

(102) This branch is in charge of Executive Engineers Drainage (Maintenance) and is responsible for (i) cleansing and maintenance of all underground sewers, storm water drains and open channels, (ii) making street connections to sewers and storm water drains and (iii) maintenance of sewers, pumping stations, purification works, Air Compressor Station and ejectors.

(103) (a) Maintenance and Cleansing.—

- (i) *Cleaning of sewers and drains.*—The Appendix D-1 gives the details of the lengths of sewer and drains cleaned and the quantity of silt removed.
- (ii) *Water Courses, Catch-pits, Water entrances and Street connections.* All water courses were cleaned and kept in good condition and 10-10 tons of silt was removed. One catch-pit on pipe sewers and ovoid sewers was cleaned at regular intervals, 1.6 tons of silt was removed therefore. Further as a routine measure 16621 water entrances, including perforated stoneware ones, were opened and cleaned before the monsoon and closed after the monsoon and 2839.68 tons of silt was removed, during the process of cleansing. The Number of street connections cleaned during the year was 1,60,193 and the amount of silt removed was 2,396.23 tons.
- (iii) *Biological Installation at Bangana.*—This installation was kept in working order during the year under review by thoroughly cleansing the filter beds and carrying out necessary repairs.
- (iv) *Vent Shafts and Sluices.*—All vent shafts on pipe sewers which number about 2,642 were maintained and kept in working order. 31 sluices in sewers and storm water drain were operated and maintained.
- (v) *Storm water channels.*—The five main open storm water channels were cleansed and silt was removed therefrom. Open channel drains at Sind Seva Samiti, Punjab Refugee Camp Joglekar Wadi at Dharavi were cleaned and maintained as an anti-malaria measure.

(104) *Common house drains in private properties.*—The work of systematic cleansing of house drains was continued during the year and it resulted in reducing the number of chokes. Special attention was paid to long lengths of common house gutters by attending to them regularly. This helped in keeping the house drains in working order in spite of the fact that some of the drains are very old, haphazard and without proper slope. A mobile gang with flexible rod equipment, which was introduced some years back was continued this year also for removing obstinate chokes in the whole city with satisfactory results.

(105) *Repairs and alterations.*—The work of repairs to 288 manholes, replacement of 1092 gratings and removal of 66 vent shafts was carried out.

(106) *Street Connections.*—The work of giving street connections to the old and new buildings was continued and 181 street connections were granted to sewers and 354 storm water drains.

(107) *Departmental and private works.*—Departmental and private works costing about Rs. 1,71,159.35 (Departmental Rs. 84,499.94 and Private Rs. 86,659.41) were carried out at the cost of various Departments and private parties.

(108) *Flooding.*—No special staff was appointed during the day time for attending to flooding in the low lying area in the City, but the work was entrusted to the ward staff. During the night time existing emergency gangs were engaged for this work. This arrangement was found to be satisfactory and economical. The total rainfall as recorded in Babula Tank Office from 1st June 59 to October 31st 59 was 94.5 inches.

(109) *House drains.*—2,841 requisitions were issued against the house owners for rectifying the defects in the house drains fittings. The requisitions out standing at the beginning of the year numbered 825. Requisitions complied with during the year numbered 2623, leaving a net balance of 1,043 requisitions outstanding the end of the year. Appendix D-2 gives details of the notices issued by the Drainage Department classified according to the sections of the Bombay Municipal Corporation Act. In 600 cases, where the requisitions were not complied with, prosecutions were launched and the fines inflicted totalled Rs. 3,716.50.

(110) *Subvention Scheme for conversion of privies into water closets.*—This scheme was deferred this year also in respect of such premises as were falling in the Town Planning Scheme of Mahim Woods.

(110) **General comments.**—The main difficulty in cleansing the sewers is the surcharged conditions of the sewers. However with installation of the proposed two additional pumps at Love, Grove, it is expected that this problem will be solved.

In Colaba area, the surcharge problem is due to the insufficient capacity of the ejectors will be successfully solved only when a scheme for a separate outfall and purification works, for Colaba, already taken in hand, materialises.

The work of renovation of common house-gullies in Kumbharwada, Nagpada and Kamathipura (Lane No. 7) areas and also at Undria Street and Huzaria Street was completed during the year. It is now proposed to entrust the work of renovating the common house gullies in the remaining Lanes of Kamathipura to Petty Works Contractors. The progress of mechanizing the Drainage Services were maintained. It is proposed to have more gully emptiers for systematic clearing of water gullies and septic tank.

The sale of concrete covers was continued. The cast iron on the frames required in these manufacture are obtained from the contractors as the Municipal Foundry has not been able to meet the increased demand for the same.

This year too, the department had to face the difficulty of missing drainage covers due to the thefts by miscreants. The missing covers were continued to be replaced by Shahabad slabs in order to minimise the drainage chokes.

The work of cleansing and maintenance and improvement at Dharavi and Sion areas was intensively carried out. This work being of the nature of anti-malarial measure, was given a top priority. The Ex-Trust Drain at Dharavi was kept in a completely free flowing conditions.

### B.—SEWAGE PURIFICATION PLANTS.

(112) (1) *Love Grove Purification Plant.*—The working of the old and new pumping station was not very satisfactory during the year ending 31st March 1960 for various reason. Only Pump 'A' in the hold pumping station was working fairly satisfactorily through-out the year. Major break downs occurred with Pump 'B' and consequently major repairs had to be undertaken to the various parts such as vanecasting bell-mouths etc., and hence the pump had to be shut down for a period little over 4 months. Both the Vicker Gill pumps were shut down through out the year as the complete set of parts could not be duly acquired. The impellers of Pump Nos. 1 and 2 at New Pumping Station were worn out, and were re-conditioned in the Municipal workshop. But they were not properly balanced as no facilities for such works are available in the Workshop. The pumps were therefore required to be shut down very frequently for repairs. The rope of one of the dredgers gave way and the main beam of the dredgers was slightly damaged. About two months were lost in pulling the dredger in the working condition.

(113) Station No. 1 (old) pumped out 12,884.50 million gallons and station No. 2 (New) 18,013.75 million gallons of sewage during the year. About 1,936.40 tons of silt was removed from the Detritus chamber (Dredgon House) of pumping station No. 1. About 4,760 c.ft. of screenings were removed from the course screens of pumping station No. 2. The average suction level of sewage in pumping station No. 1 was 73 and that in the pumping station No. 2, was 75.7. The average sewage level of the entire station worked out to 74.35 and total sewage pumped out at Love Grove Pumping Station was 30,898.215 million gallons.

(114) Messrs. Eastern Electric Engineering Co., have almost completed the work of installation of pumps, but yet the charge is not yet taken over since the same are under trial and supervision of the representatives of the Firm. First trial of the pump was taken on 3rd March 1960. Both these new pumps have since them worked for about 442 hours and the Firm is still rectifying some defects in the pumps.

(115) *Love-grove Purification Works.*—Many defects were noticed in the different units of the Purification plants constructed by both the contractors viz., (I) Messrs. Hindustan Construction Co. and (II) Messrs Duncan Stratton & Co.

Messrs. Hindustan Construction Co., made some attempts to rectify the defects in these units but so far they have failed miserably.

(I) The electric motor of the blower of Primary settlement Tank bridge was getting hot and the blower piping was interchanged by the Firm and the unit was run under the supervision of firms representative. The temperature of the Motor dropped down a little but the slip ring block was burnt out very soon on 1st January 1960 and since then the unit is at stand still. The Firm has now taken up the work of laying over head cable and new slip ring block.

(II) The bottom of the Digestion Tank No. 1 was made leak proof by the Firm and even the Akulon Bushings of the agitations have been replaced by the Firm and this unit is working satisfactorily except for the leaking roof. Plenty of cracks were noticed in the roof of this Digestion Tank and a gas pressure of even 1/4" Million gallon is not retained in spite of pumping about 200 C.F.M. of air in the Tank. The Firm has undertaken repairs to this tank.

(III) The bottom of the Digestion Tank No. 2 was found to have cracked all round and the Firm has undertaken the work of repair to this tank as well.

(IV) The piston of the gas meter were found jammed up and though the firm was asked to over haul the same, nothing have been done in this connection.

(V) Many units like pressuer regulator, pressure recorder etc., were not found to be satisfactory installed and the Firm has been asked to look after the defects.

Messrs. Duncan Stratton & Co., have made their digestion Tanks leak roof; and almost all the units are working fairly satisfactorily except for small defects as regards the low capacity of sludge pumps and the inability of screw pumps to work in the reverse direction. The Firm is seriously considering these defects and may suggest suitable remedies in near future.



(116) No trouble have been shared in putting the different units of the plant into operation. The performance of the different units was not recorded in a systematic manner as no log-sheets were prepared.

(a) Primary settlement Tank No. 1 (Hindustan Construction Co.). The sewage was admitted into this tank periodically from 4th August 1959 and its continuous working started from 25th November 1959. The major break down occurred on 1st January 1960 and the plant is lying idle since that date. The total flow treated by the tank during this period amounted to 191.10 million gallons.

(b) Primary settlement Tank No. II (Duncan Stratton & Co.). In this tank sewage was periodically admitted for testing and regular admission started from 21st December 1959. The total sewage treated in this tank amounted to 602.46 million gallons.

(c) Digestion Tanks :—

(i) Only three digestion tanks viz., 1, 3 and 4 were charged and Tank No. 2 which is heavily leaking was not charged.

(ii) After carrying out necessary water tests for leakages etc., the fitting up of the tank with effluent and seeding commenced from 6th August 1959. Regular sludge pumping started from 22nd December 1959 and the total quantity of sludge pumped (in tank Nos. 1, 3 and 4) was 9 million gallons. The Digestion sludge removed from these tanks measured 5, 7, 8, 800 million gallons and after converting into dried sludge admeasuring 104 brass. Out of this 23.48 brass was sold as a sludge manure upto 31st March 1960.

(117) *Gas Generation.*—The gas generated contained high percentage of H<sub>2</sub>S and as there was likelihood of the meter being damaged it was passed straight to burners. At present due to some difficulties the gas is temporarily let out in the atmosphere.

## (2) DADAR SEWAGE PURIFICATION PLANT.

(i) The Sewage Purification Plant at Dadar functioned satisfactorily, through out the whole year. The total amount of sewage received for treatment at the plant was 6,715.20 million gallons i.e., an average of 18.39 million gallons per day as against the average of 17.56 million gallons during the year 1958-59. As the capacity of existing plant is 14 million gallons sewage per day, steps were taken to increase the capacity of the plant to treat 19 million gallons per day. Out of 18.39 million gallons sewage received per day for treatment 3 millions gallon per day received complete treatment and the remaining 15.39 million gallons sewage received only partial treatment. The final effluent turned out by mixing the partially and completely treated sewage could not improve the condition in the adjoining storm water drain in which the final effluent was discharged, owing to the stagnation created thereat due to the works undertaken for covering the S. W. Drain.

(118) (ii) *Sewage Pumping Station, Dadar.*—The quantity of sewage pumped from Dadar area by the sewage pumping station for treatment during the current year amounted to 3,216.48 million gallons, as against 3,242.83 million gallons pumped during 1958-59.

(119) (iii) *Activated Sludge Plant.*—The Plant has out lived its useful life and the machinery required to be replaced with new one. Out of 36 aeration cines, 18 aeration cines are kept continuously working with great difficulty. The rate of mechanical break-down is the excess of the rate at which the repairs became possible. However pending the replacement of machinery for which Corporation have provided a sum of Rs. 6,13,910 the plant will be kept working. For these reasons the activated sludge Plant satisfactorily treated only about 1.5 million gallons sewage per day, the designed capacity of the plant being 4 million gallons per day.

(120) (iv) *Enclosed Forced Draft zlters.*—At this Plant there are three enclosed forced shaft filters, out of which Filter No. 1 worked satisfactorily during the current year and turned out effluent practically satisfying the Royal Commission Standards of Quality Effluent. Enclosed forced shaft filters over 2 and 3 are being replaced with new ones as the distribution arms and Air-ducts, have got corroded beyond repairs.

(121) (v) *Digestion Tanks.*—The two digestion tanks worked satisfactorily through out the year treating 100,000 gallons raw sludge per day and converting it into a non smelling mass which can be dried on open sludge drying beds without causing any foul smell and fly nuisance.

(122) (vi) *Sludge Gas Generation.*—The quantity of sludge wagas generated during the year as a by product of the process was 58,404,000 c.ft. The daily average gas generation during the current year was 160,010 c.ft. as against an average of 161,755 c.ft. during 1958-59. Average gas generation per million gallons of sewage treated was 86.98 c.ft. The highest and the lowest gas generation per day recorded during the current year was 2,13,200 c.ft. and 91,900 c.ft. respectively as against 2,12,700 c.ft. and 96,000 c.ft. recorded during the year 1958-59.

(123) (vii) *Gas Utilization.*—The statement of gas generation and its utilisation as gaseous fuel for domestic and industrial purposes during the year under report is given in Appendix No. D-5. The revenue realised by the sale of gas during the year amounted to Rs. 1,79,850 as against Rs. 1,73,569 realised during the year 1958-59 showing an increase of Rs. 6,281. Owing to inadequate gas storage capacity during the monsoon, when the gas generation depleted, the gas supply had to be curtailed in certain areas in Dadar, maintaining a steady gas supply through out the year to the Hospitals in Parel and Sewree areas. Under such circumstances, the gas supply had to be partially curtailed for seven days as against 15 days curtailment during 1958-59. The improvement was due to the even rainfall during the monsoon period.

(124) (viii) *Digested Sludge Manure.*—The revenue realised by the sale of the digested sludge manure amounted to Rs. 19,108 for the sale of 977 brass. The revenue for the year 1958-59 was Rs. 12,965. The marked increase in the revenue was mainly due to the more liberal availability of wagons this year.

(125) (ix) *Sewage works Laboratory Dadar.*—During the current year, further experimental work was carried out in the laboratory to suppress the Hydrogen Sulphide generation in the digestintanks. The idea of Precipitating Hydrogen Sulphide as insoluble Ferrous Sulphide, by addition of Ferric Hydroxide in the Digestion



Tanks gave gratifying results even in continuous basis in the Laboratory. In view of the serious Hydrogen Sulphide nuisance in sludge gas at Dharavi, Plant scale experiments were attempted during May 1959, but owing to the insufficiency of the plant capacity, the experiments had to be abandoned. Since then a longer capacity plant was fabricated and installed at site. The same was awaiting further trials by the end of the current year. The work could not be done earlier, owing to heavy repair works of the gas holder thereat.

In the meantime, rusted iron plates were successfully used for suppression of Hydrogen Sulphide during the digestion in the Laboratory experiments. During these experiments vigorous agitation of digestion contents was found to be of special importance. Moreover occasional re-activation of the rusted iron pieces improved the performance. Further plans are being made to see how this principle can be adopted on plant scale. During the current year, the Laboratory analysed various samples from Dadar, Dharavi and Love Grove sewage purification Plants. The want of sufficient Laboratory facilities transport etc., is keenly felt. In addition the Laboratory analysed a few samples received from the private and Government Sources. During the current year the work of constructing roads and storm water drain for the extension plant was undertaken departmentally and is partially completed.

As the low-lying area in this compound so far utilised for the disposal of silt received from sewage is filled up during the annual year and hence 5 tractors and a jeep were acquired for the transport of the silt to dumping grounds. The work of construction of structures for storing cast iron material, for housing gas meters and for housing gas appliances, room and watachmen's chowky is undertaken and the same is nearing completion. Similarly the work of construction of two garages for housing our vehicles was completed during the current year. Appendix No. D-6 gives the summarised general Data for the last 5 years' working of the Plant.

### (3) DHARAVI SEWAGE PURIFICATION PLANT.

(126) (i) *The sewage treatment Plant.*—This worked satisfactorily till August 1959, and some of the units required to be put out of commission as the work of repairs of gas holder was taken in hand on 14th August 1959.

During gas holder repairs, as the Digestion Tank was required to put out of commission, it was not possible to digest the raw sludge, and hence it was absolutely necessary to by-pass raw sewage to the creek. Digestion tank was put into commission on 26th March 1960 and since then the plant is working satisfactorily. During the period the raw sewage was being discharged into the creek, care was taken to discharge minimum raw sewage to the creek by directing Mahim and Matunga flow to D. P. Works.

(ii) *Screening mechanism.*—There was no major break down of this unit, and it worked quite satisfactorily during the year.

(iii) *Sewage pumps.*—All the three sewage pumps worked satisfactorily throughout the year. Since the capacity of the existing pumps is found inadequate steps have been taken to install another three pumps of 10 million gallons per day capacity (each) for which tenders have already been invited.

(iv) *Detritus Unit.*—The unit worked satisfactorily with the minimum stoppages during the year.

(v) *Primary settlement Tank.*—This unit worked satisfactorily till July 1959. Since then this unit is idle for heavy repairs, such as replacement of track rails and air lift pumps.

(vi) *Final Settlement tank and re-circulating pumps and filters.*—These units worked satisfactorily till the date of digestion tank was put out of commission. As raw sewage was being discharged into the creek, these units had to be kept idle and during this period overhauling and repairs were carried out.

(vii) *Digestion tank and gas holders.*—This unit worked satisfactorily till 14th August 1959 when the work of re-sheeting the gas holder was taken in hand. On account of the bad corrosion of gas holder sheets, the storage capacity had dropped down to 25 per cent. During re-sheeting works repairs to primary and secondary digestion tanks were carried out and Digestion tank was put into operation again on 26th March 1960. When the work was taken in hand, gas holder corbells were found given away and as a result of the work of repairs, proved to be a difficult task as unless new corbells were put in, and holder properly supported, the re-sheeting work could not progress. The repairs of the gas holders was completed on 23rd February 1960 and after testing and other incident works carried out, the Digestion Tank was put into commission on 26th March 1960.

(viii) *Gas generation and consumption.*—The daily gas generation during the period the digestion tank worked was about 40,000 c.ft. per day. The gas supply to Sion Hospital and other private consumers continued till the repair work taken in hand. The total gas thus supplied was 38,68,000 cubic feet giving an average of 25,281 c.ft. per day as against the average of 27,000 c.ft. per day during the previous year. The revenue realised from the sale of gas supply amounted to Rs. 15,472.

Sludge Manure produced during the year (till June end) was 170 brass out of which 166 brass was sold out.

### (C) FLOOD GATES.

(127) (i) *L. G. P. Station.*—Usual coal tarring of the flood gates and renewal of the coltar-dam in the third bay of the open drain channel at L. G. P. was completed by the end of May 1959.

(2) *Cleveland Bunder.*—One of a gate was manufactured in the Municipal Workshop and was lowered in position during the year 1958-59. The remaining three gates were subsequently got manufactured from Messrs. Mazagaon Docks Ltd., and were received on 18th May 1959. After fixing the necessary fixtures etc., the gates were lowered in position on 27th May 1959 with the help of a 15 ton "Bay City crane" hired from Messrs. Hasambhoy Jetha.

(3) Flood gates at Dharavi worked satisfactorily during the year under report.

**(d) PUMPING STATIONS**

(128) All the pumping stations worked satisfactorily throughout the year. The sewage in the City was continued to be discharged into sea at three places *viz.*, Love Grove Road Outfall, Cleveland Bunder Storm Water, Channel and Dharavi (Sion Creek), during the year. It was lifted through 11 pumping stations, 7 of which *viz.*, Dadar Dharavi, Globe Mill Passage, Matunga, Mahim, Jacob Circle and Tulsi Pipe Line Road, were major pumping stations, and the remaining four *viz.*, Sion, Wadala, Tank Bunder and Warden Road, are minor pumping stations.

**(e) COMPRESSOR STATIONS**

(129) All the four Air Compressor Stations at Victoria Garden, Carrol Road, Warden Road and Colaba worked satisfactorily throughout the year.

**(f) EJECTORS**

(130) The underground ejector installations serving the southern, central and northern areas in City continued to operate for lifting sewage from low lying areas as in the previous year. These installations work on compressed air supplied by the air compressor stations as detailed above. As most of the ejectors have served their useful lives and as their capacity to cope up with the peak-load flows, is diminishing, it is absolutely necessary to replace them by new ones wherever possible. The ejectors are being replaced by pumping units and where it is not possible to do so, it is proposed to replace the existing vessels of the ejectors by new ones of larger capacity.

(131) This ejector will be closed down when the new pumping station at Chinchpokli will start functioning. The revenue has been sanctioned and is availing execution. The possession of the land for the proposed Pumping Station has been obtained by Acquisition.

(b) *Ejector at Afghan Church.*—The work of construction of Pumping Station at Afghan Church is under consideration. As soon as this Pumping Station is put in commission, the ejector thereat will be put out of commission.

**V.—PRIVATE BUILDING CONSTRUCTION**

(132) This Branch is in charge of Executive Engineer Buildings who on the whole controls private building activity as well additions and alterations to the existing buildings in the City. The duties of the post are not restricted to this much alone, but the same cover a wide range of activity, such as prevention of encroachments within the regular lines of the streets, acquisition of setbacks, prescribing or revising regular lines of streets, laying out the new roads, permitting the stall-boards, weather-frames, enforcing repairs by issuing requisitions in respect of private buildings etc. with the growing consciousness on the part of the tenants and public workers, there were innumerable complaints regarding structural defects, lack of other amenities and to attend to them expeditiously as far as possible. Of late there is a spurt on the building activity which has considerably increased the work of this Branch in that it has to exercise proper control, lest the safety and public health be jeopardised. Another aspect which has glaringly come to light is that a number of existing buildings in the City has outlived its existence with the result that they cannot withstand even the normal monsoon. However with the dearth of living accommodation, the said buildings cannot be done away with, but attempts are to be made to extend their life as far as possible, by taking timely actions as to repairs etc., about which this Branch had to be vigilant during the year under review. New building works or additions and alterations within the purview of sections 337 and 342, but carried out without first getting the plans thereof approved, are unauthorised works and this Branch had also to keep a watchful eye on such works so as to get them removed with the sanction of the Standing Committee under section 351 of the Bombay Municipal Corporation Act.

(133) *Building Proposals.*—The applications received under section 337 of the Bombay Municipal Corporation Act for erection of new buildings numbered 762, as compared to 894 in the previous year. Applications for additions and alterations under section 342 of the B. M. C. Act, numbered 1,099, as against 1,167 in the previous year. During the year the Government also submitted 43 proposals falling under the said two sections. The total number of building proposals dealt with was thus 1904. As two or more modified proposals are generally received in connection with the one and the same building, the actual number of applications received was considerably in excess of this number and this number was thus 4,919 as against 5,371 in the preceding year. Appendix E.1 shows comparative quinquennial figures for the period from 1955-56 to 1959-60 in respect of applications received.

(134) *Building Construction.*—In connection with the proposals received under section 337 and 342 of the Bombay Municipal Corporation Act, 1121 Completion Certificates in respect of buildings completed were received during the year as against 1319 during the previous year and they were disposed off after inspection on site.

(135) *New Buildings.*—The total number of new buildings constructed by private enterprise during the year was 314 as against 381 during the previous year out of which 125 were residential and 189 non-residential. The total number of residential buildings constructed by Co-operative Societies was 28. There were 6 residential buildings constructed by the employers for these employees as against 6 during the previous year. The number of non-residential buildings is inclusive of minor proposals such as garages, godowns, sheds, sanitary blocks, etc.

(136) *The Tenements constructed and Demolished.*—The number of one-room, two-room and larger tenements (usually known as blocks used for residential purposes, constructed during the year was 100,821 and 1,364 respectively as against 495,230 and 1,756 constructed during the previous year. The number of tenements demolished during the year was 1,276 comprising of 1,129 one-room tenements, 20 two-room tenements and 52 larger tenements. Appendix E. 2 shows the wardwise distribution of tenements constructed during the year and the number of tenements demolished during the year.

(137) *Enforcement of Building Regulations* :—

(a) *Actions under section 354 as regards repairs to or removal of unsafe structures.*—In all 12,584 Notices were issued under section 354 of the Bombay Municipal Corporation Act for repairs to or removal of unsafe structure as against 12,584 during the previous year. Out of these, 8,801 were complied with and the remaining 1,609 were pending at the close of the year. Out of 2,529 notices pending at the end of last year 1,621 were complied with and 825 notices still remained pending at the close of the year. Prosecutions had to be launched out of which 449 were withdrawn and hearings in the case of 1,266 had remained postponed by the end of the year. In the case of 37 prosecutions parties were acquitted and in 637 cases they were warned and discharged. In 970 cases they were convicted and fined; the total amount of fine being Rs. 15,545.50. During the year under report, in 73 cases, authorities under section 499 of the Bombay Municipal Corporation Act were issued to the occupants of the buildings in respect of which requisitions under section 354 or 377A(1) of the Bombay Municipal Corporation Act were made and owners failed to comply with them.

(138) (b) *Action under Section 377 regarding consolidation of passages and open spaces in private compounds.*—During the year under report 59 notices under section 377(1) were issued, out of which, 45 were complied with and 33 were pending at the close of the year.

(139) (c) *Action under other sections of the Bombay Municipal Corporation Act.*—Under several other sections operated upon by the Branch, in all 15,656 notices were issued during the year. 1,715 prosecutions were launched against the house owners for non-compliance.

(140) *Building Collapses.*—117 buildings or portions thereof collapsed during the year as against 152 during the previous year. In 94 cases there were no casualties. In the remaining cases the total number of persons injured was 48 and persons killed were 13.

(141) *Removal of Huts or Walls of Inflammable Materials.*—Under Section 349 of the Bombay Municipal Corporation Act action for the summary removal of huts or walls made of inflammable materials was continued. In all 1290 notices were issued as against 630 during the previous year. Out of these, 131 were complied with and the remaining 54 were pending at the close of the year. Out of the 80 cases pending at the close of last year 55 were complied with during the year and the remaining 25 were still pending.

(142) *Removal of Unauthorised Works.*—During the year the drive for the removal of unauthorised works was equally vigorously pursued. During the year sanction of the Stairing Committee was obtained in 811 cases for removal of unauthorised works as against 456 during the previous year. In addition there were 736 cases pending at the close of the last year out of which 626 were disposed of with during the year and 110 cases still pending. The total number of unauthorised works (for which notices under section 351 of Bombay Municipal Corporation Act, were issued during the year under report or in the previous year removed departmentally and by the parties was 479 and 340 respectively, and works in respect of 51 cases were allowed to be retained as the parties regularised the same and 677 cases were pending at the close of the year.

(143) *Acquisition of Setbacks.*—The amount spent on acquisition of set-back during the year under report was Rs. 2,82,489. 70nP. as against Rs. 4,25,71.22 nP in the previous year. The liability cut standing at the close of the year in respect of setbacks amounted to Rs. 9,63,193.54 nP. It includes compensation amounting to Rs. 30,966 agreed to be paid to house-owners of the leases granted to them in respect of lands acquired from them, pending the acquisition of adjoining setbacks.

(144) *Regular Lines of Streets and Layout of New Roads.*—A List of regular lines revised under section 279(1)(b) of the said Act, during the year is given in Appendix E-6. List of Road Lane sanctioned under Section 291 is given in Appendix E.—9.

(145) *Projections on Streets j Stallboards and Weatherframes.*—Action for the removal of unauthorised stall-board projections and show cases was continued through the Stall-board Removal Staff. The number of warning letters served for the removal of unauthorised projections was 1,166. During the year 338 projections were removed by the parties of their own accord and 4,500 were removed departmentally. 643 stallboard projections 2126 weatherframes projections and 236 rolling shutters were newly permitted on payment of the year. Total number of stall-boards and weather-frames permitted upto the end of the year under report is 22,380.

(132) *Complaints from the Public.*—The number of complaints received from the public regarding structural defects, ruinous condition of the buildings, leakage of rain water, unauthorised constructions etc., was 5,684 during the year as against 4,872 during the previous year. Out of these, 5,367 were looked into and the necessary action in connection therewith was taken. This leaves 317 cases, in which action had to be taken.

(147) *R. C. C. and R. S. Codes...*—The structural designs (both R.C.C. and R.S.) submitted by the structural engineers for the erection or alterations to the private buildings in the City were scrutinized by the Special Technical Officer, who also inspected the works while in progress so as to keep a check on the Standards proposed in the R. C. C. and Steel Codes.

(148) *House Numbering.*—The work of fixing number plates to the properties in F Ward which was temporarily suspended for want of plates was re-started and was completed during the year. The plans of G Ward has been approved by the Works Committee vide Works Committee Resolution No. 1205, dated the 23rd December 1959 and the work in that Ward will be taken after the plates are available.

In the meantime, the work of assigning numbers to the newly constructed properties in A Ward and to the properties the plates of which are found missing is taken in hand.

(149) *General.*—Though actions from structural repairs were taken whenever found necessary and prosecutions were launched against the defaulting landlords, this has not helped appreciably in easing the problem of repairs to old houses. In very few cases the occupants of the buildings were keen on getting authorities under section 499 of the Bombay Municipal Corporation Act. This may be obviously due to poverty and for lack of unity. Thus the problem of maintaining the old buildings in a tenable condition is assuming serious proportion year by year.

(150) Departmental action under section 429 of the Bombay Municipal Corporation Act for pulling down unsafe portions of the buildings or properties etc., in the interest of public safety on failure of landlords to carry out Municipal requisitions had to be taken in 36 cases and the expenditure incurred on this account amounted to Rs. 29,188.24 nP. which was provisionally met from the provision of Rs. 30,000 sanctioned in the Budget Estimates under: Advances—Advance for Demolition of Unauthorised Structures and Removal of Unsafe Buildings in the City.

(151) An amount of Rs. 4,035.26 nP. has been booked during the year against the provision of Rs. 5,000 under M.C.'s Discretionary Contingencies for meeting the irrecoverable expenditure in connection with the work of demolition of unauthorised structures and removal of unsafe buildings in the City.

(152) The alarming number of house collapses that had occurred during the year dishoused about 229 tenants—residential as well as non-residential and the financial loss was about Rs. 2,34,060. The number of collapses during the year though less than that in the previous year, is still alarming and the same is due to owners' apathy to repair the buildings.

In the end of the year under report, it was decided that Sections 248, 375A and 381 (part) of the B. M. C. Act are to be transferred for operation to this Branch in anticipation that this will give early relief to the occupier's tenants, when actions under these sections are simultaneously taken with those under Section 354. With the growing consciousness on the part of the Public as to their rights, the number of complaints to be attended to, was also large.

## VI—MECHANICAL BRANCH

(153) This Branch looks after:—

- (1) Municipal Workshop and Foundry at Foras Road.
- (2) The works in connection with the new electrical installations and repairs to the existing ones in the City.
- (3) Manufacture of furniture and other wooden articles.
- (4) Manufacture of ferrous and nonferrous castings.
- (5) Purchase of Plant, machinery and equipments other than those dealt with by the Controller of Stores.
- (6) Drawing specifications for plant, machinery, furniture etc., required by different Departments
- (7) Maintenance and repairs of:—
  - (a) Lifts and electric installations in Municipal buildings.
  - (b) The refrigerator at the Arthur Road Market.
  - (c) Road Rollers.
  - (d) Mechanical and Electric installations and Machinery.

This Branch is in charge of Assistant Engineer Design (Mechanical).

### A—Municipal Workshop, Foras Road

(154) Approximately 8,741 jobs were completed during the year under report including those which were partly finished at the end of the previous year. The total number of new jobs received during the year being 9,457. The total expenditure on Departmental and private works amounted to Rs. 6,95,105.23 as against Rs. 6,80,224 in the previous year. The expenditure on the upkeep and overhead charges amounts to Rs. 1,53,766 which works out to 22.12 per cent. incurred on Labour and Stores as against 24.03 per cent. for the preceding year.

### B—Municipal Foundry.

(155) The plant worked satisfactorily. Most of the works in connection with the installation of the Foundry is completed. Cupolas and pit furnaces worked regularly during the year under report. The rates of different types of castings were sanctioned by the Municipal Commissioner for the year 1959-60 depending upon the cost of material and labour cost as the Foundry is working on Suspense Accounts Basis.

Many intricate and special types of castings required for the use of Pumping and Purification Plants, Asphalt Department, Hydraulic Engineers' Department, etc., were manufactured in Foundry this year. Most of the castings required by various departments including cast iron manholes, gratings of sizes and other drainage castings, were also manufactured in the Municipal Foundry. The quality and soundness of product was also quite upto the mark. The rates compared very favourably with those in the Local Market.

### C—Refrigeration Plant, Arthur Crawford Market

(156) The Plant worked satisfactorily. The overhauling of the units and the replacement of the blower was carried out during the year. The report of the quantity of goods dealt with and the amount realised by way of fees at the Cold Storage will be seen in the Chapter relating to Markets and Slaughter Houses.

### D.—Design Section.

(157) This section carried out the work of designing, drawing of specifications and estimates for purchases of repairs to machinery, furniture and mechanical equipment for various departments. In addition it executed or supervised the execution of out-door mechanical jobs.

The number of important estimates prepared was 292, the total estimated cost being Rs. 10,88,198. The number of outdoor jobs being 617, at a cost of Rs. 1,52,135. In all 44 tenders quotations were invited resulting in purchase of machinery and carrying out mechanical works during the year under report.

### E—ELECTRICAL SECTION.

(158) (1) This Section continued to look after all the Municipal Electrical Installations in the City except those under the Hydraulic Engineer and Ex-Trust Chawls. This Section found it difficult to cope up with the increasing quantity of work of this Section. The question of reorganising this Section is still under consideration. The tender work for Housing Department in the Suburbs is still attended by this Section.

(2) *Republic Day Celebrations.*—The work of illuminating the Municipal Head Office (Old and New) and of Victoria Gardens in the City and main Suburban Office at Bandra was carried out by contract under the Supervision of this Section.

(3) *Municipal Head Offices.*—The work of providing three lifts has been completed during the year. The two lifts are installed at Nair Hospital and one lift is being installed at Sion Hospital.

(4) *Electrical Crematorium, Chandanwadi.*—The plant worked satisfactorily during the year. Certain spares required for repairs are awaited.

(5) *M. G. M. O. Swimming Pool.*—The filtration Plant at M. G. M. O. Swimming Pool worked quite satisfactorily throughout the year and minor repairs and overhauling were carried out. The electric works gymnasium apparatus and rewiring under waterflood lights in pits were carried out during the year.

(6) *Tender Section.*—The tender Section has installed lifts, pantries and electric installations at a total cost of Rs. 9,00,000 approximately.

(7) *Planning Section.*—The estimates prepared by the Planning Section amounted to Rs. 6,63,580.00.

(8) *Housing Section.*—The works attended to by the Housing Section amounted to Rs. 1,74,320 approximately.

(9) *Departmental jobs.*—Total departmental jobs attended to during the year by this Section were 744 in addition to the Maintenance of Municipal schools which are recently electrified. The approximate cost of works done departmentally amounted to Rs. 2,34,475 which includes day to day repairs and maintenance of electric installation and new works.

### F.—Municipal Power Laundry.

(159) The Municipal Corporation has purchased Power Laundry equipment from Military Disposals and the same is to be installed at Bhoiwada, Sewri to cater the laundering of Municipal Hospitals and Maternity Homes. The erection work has been entrusted to Messrs. Garlick & Co. after the invitation of tenders at a total cost of Rs. 2,31,066. The equipment consists of 370 crates and the work of opening the crates and checking and repairing the machinery was in progress during the year in question. The necessary Executive and Clerical staff for supervising this work was appointed.

### VII.—TRANSPORT BRANCH.

(160) This Branch is responsible for the maintenance and upkeep of all Municipal vehicles using petrol, diesel oil, vapourising oil fuel and trailers except those that are directly in charge of Chief Officer of Fire Brigade, Hydraulic Engineer and Engineer (V. C. T. and M. P.) (Vaitarna Scheme) who have got, independent arrangements for repairs of the vehicles under their charge. The vehicles directly in charge of this Branch render different nature of services such as Amulance, Hearses, Encroachment, Stall Board, Meat Vans offal etc., But most of the vehicles are engaged Conservancy Branch for the such as collecton and disposal of refuse, cesspool wastes, silt and for the transport of road metal asphalt etc., and hence this branch has to work in close collaboration with other branches so as to cater their requirements of transport.

(161) About 2,000 tons of garbage per day was collected and transported either at Mahalaxmi Siding for further transportation by rail to Deonar or dumped at the low lying areas of Dharavi.

(162) Every effort was made to maintain and improve the standard services rendered by the Corporation. Most of the vehicles have become old and therefore special efforts were required to be made to retain them in service. All measures designed to improve the standard of maintenance such as regular servicing of all the vehicles, periodical checks up, resulted in the improvement in the performance of the vehicles and reduction in the rate of break-downs. However, the service had to be augmented by hire of State Transport vehicles with whom the Corporation has entered into yearly contract for the purpose. Battery recharging of all the vehicles was done by the Motor Repairs Shop and during the year 553 batteries were recharged and 192 were scrapped. 6 Volts batteries were recharged at the rate of Rs. 2 and 12 Volts at Rs. 2.50.

(163) Regular servicing of the vehicles was carried out during the year. A total number of 1916 vehicles of all types was serviced by keeping a separate Suspense Account. The vehicles were served at the fixed rate of Rs. 6, Rs. 8, Rs. 10 and Rs. 12 for cars, for vehicles upto two tons, over two tons and below 5 tons and for vehicles above five tons respectively. 3 Air compressors for inflating tyres and other works were purchased during the year under report and they are being installed at Garages. Tyre repairs and tyre retreading works were however given by contract.

(164) Excepting at the Municipal Workshop no canteen facilities existed at the other garages. But other facilities necessary for the trade were provided at the Garages.

## VII (A) CITY FLEET

(165) The City fleet consisted of 610 vehicles including two steel shovells (Bull dozer) and a Bull Dozer which is proposed to be scrapped. 569 vehicles are directly in charge of this branch and 41 in charge of other departments.

### VII-B. POSITION OF CITY FLEET

(166) (1) There were 569 vehicles including one Bull Dozer and two shovells (Bull Dozers) directly under the charge of this Branch and against 567 vehicles and three bull dozers during the last year. Two donated trailers, one at the Housing Colony of Reserve Bank and the other at the Housing Colony Custom Bang at Colaba continued to work during the year under report. Among the new purchases were two ambulances for Infectious Diseases Hospital at Arthur Road, and one at L. T. M. G., Sion Hospital, a transport truck for the Executive Engineer (Mechanical) and a delivery van for the Health Officer. One of the three bull dozers which has crossed its life was giving constant troubles; hence a proposal for the purchase of additional skid shovell was felt necessary and was sanctioned.

(167) Considerable difficulties in obtaining import licence for automobile spares, machinery and equipments due to stringent foreign exchange situation and dearth of spare parts in the local markets, had the effect of keeping some of the vehicles off the road for considerable time. As majority of the vehicles employed in the transport of refuse have crossed their useful life, provision for purchase of 24 different types of vehicles was included in the Budget Estimates for 1960-61. 5 Vehicles crossed their useful span of life during the year under report as against 51 in the previous year. All these vehicles were maintained after carrying out necessary repairs.

### VII-C. SUBURBS AND EXTENDED SUBURBS FLEET

(168) The Suburbs and Extended Suburbs fleet consisted of 299 vehicles directly under the Supervision of Assistant Engineer (Transport) (Suburbs). A detailed report regarding this fleet appears under the Suburbs Section.

### VII-D. GARAGING ARRANGEMENT

(169) There are several garages at different places in the City and a majority of the vehicles were garaged thereat. The refuse vehicles were garaged at Agripada, E/East Garage, Annesley Road D Ward Garage, Stables at Palton Road and G/N Sorab Mill Lane, Ambulances, Hearses and staff cars at Arthur Road Garage, Meat Vans, Office and School Clinic buses at the Municipal Workshop and the transport vehicles at Worli Garage. Running repairs and some overhaul repairs were carried out at all the garages except at the Arthur Road Garage, the vehicles at which were directed for repairs to Municipal Workshop. Most of the major repairs, overhauling work, welding, etc. were done at the Transport Garage at the Municipal Workshop and other major works such as body repairs, painting, etc., were entrusted to the Mechanical shops.

A suitable site for the establishment of transport garage and workshop was selected at D. P. Works and plans and estimates were prepared, for building construction thereat. A token provision also was included in the Budget for 1960-61. However the work could not be started as vacant possession of the plot was not obtained. Further legal action for getting vacant possession of the site is in progress.

### VII-E. STRIKE

(170) During the year under report there was a strike from 4th June to 8th June 1959 by the member of the Subordinate Staff Union. This strike was absolutely peaceful and ended with amicable settlement by negotiations between the employees and the Corporation. There was no necessity to resort to the provisions of the Bombay Municipal Servants Act, 1890. There was no strike of Labour staff, except sit down strikes of a few hours two at D Ward and three at Worli on 27th April 1959, 11th January 1960 and 23rd February 1960, respectively. They ended peacefully.

### VII-F. MECHANICAL TRANSPORT (WORLI)

(171) The total number of motor vehicles (8 ton and 4 ton lorries and two ton trucks) employed for transport of road materials was 39 at the commencement of the year. Of these Chevrolet truck (1935 model), Old Leyland lorry (1937-38 model), one Morris Commercial Truck (1950-51 model) and one Studebaker (burnt in the City disturbances of January 1956 and repaired thereafter but again badly damaged in a serious accident immediately in Feb. 1959) were practically idel throughout the year as spare parts required for their overhauling were not available, particularly of old Leyland Model which is obsolete. Out of these vehicles the old Leyland lorry was subsequently scrapped. The remaining five vehicles are being overhauled progressively as the required parts are received. Thus out of the total number of 39 vehicles only 33 vehicles (17 lorries and 16 trucks) were available for roadwork.

(172) Most of the lorries utilised for transporting asphalt, crushed metal and hauling debris and earth in various wards Executive Engineer (Maintenance) Lorries were also sent from time to time for miscellaneous transport to Controller of Stores for hauling coal, to Assistant Health Officer for removing insanitary sheds of squatters, to K. E. M. Hospital, Nair Hospital, Arthur Road Hospital, R. P. T. B. Hospital, L. T. M. G. Hospital Sion, Acworth Leprosy Home etc., for transporting medicines, stores, clothing, food grains and dietary articles, hospital equipments, garden manures, etc., to Executive Engineer (Maintenance) for arranging florals and furniture etc., for receptions to and garden parties in honour of distinguished guests, to Labour Officer for handling welfare centre furniture for their periodical programmes, to Executive Engineer (Mechanical) for workshop jobs including electrical goods, foundry metal, gas coke furniture etc., to Public Relations Officer for transport of propaganda materials to Sub Engineer, Kurla Deonar Railway for hauling Railway keys, sleepers and stores articles. During the monsoon and on Hindu Sectional Holidays in the Wards of Executive Engineer (Maint. some of the lorries were directed for collection and haulage of Town refuse as the Asphalt Plant and the work of the crushers remained slack. At times lorries were sent to right time to Executive Engineer (Maintenance) for asphaltting roads and junctions which were found difficult to be asphalted during daytime on account of heavy traffic and congestion. On account of heavy demands from various Departments lorries had to be hired from B. S. R. T. Corporation who are our contractors for hire of lorries.

(173) The total mileage done during the year by the transport vehicles was :—

- (1) 21,551 miles by ton crusher lorries.
- (2) 1,11,233 miles by 4/5 ton lorries.
- (3) 76,321 miles by 1½ ton lorries.

Total 2,09,105 miles.

The total expenditure incurred for upkeep and maintenance of vehicles amounted to Rs. 3,026,05 and the haulage charges billed to various departments amounted to Rs. 1,72,349.93 nP.

## VIII—TOWN PLANNING SCHEMES

### (A) Town Planning Scheme, Bombay City No. I (Mandvi and Elphinstone Estate)

(174) (i) The Scheme having been sanctioned by the State Government on 4th September 1957 and effect to the same having been given from 1st December 1957, the work of extension of the Scheme was taken up in hand by the Engineering Department during the year 1958-59. As, however, the tenants and the businessmen from the Scheme areas challenged the Bombay Town Planning Act, 1954 and the scheme, in the Bombay City Civil Court, the same could not be proceeded with and the Court cases were pending on 31st March 1959.

(ii) During the year under report, after prolonged hearings the Bombay City Civil Court dismissed the suits in the month of September 1959 and vacated the injunctions. The plaintiffs thereafter moved the High Court who held that there was no substance in the contentions urged by the appellants and dismissed all the appeals in the month of November 1959. The appellants again moved the Supreme Court in the matter and the latter upheld the decision of the Bombay High Court in the month of December 1959.

(iii) The Corporation was, therefore, free to execute the scheme and further steps in this direction were taken by issue of notices. Much headway however could not be made in this direction for the reason that the tenants and businessmen whose interests were affected, brought about numerous representations urging for stay action. Even Hartal was observed and markets were closed for a couple of days as a mark of protest against the enforcement of the Scheme. The works of three roads *via.*, Argyle Road, Rajchur Road and Masjid Bridge Road which were free from encumbrances, were in progress as on 31st March 1960. The other road works could not be taken in hand in view of the facts stated above and no properties were taken over by the Corporation. The question of payment of compensation therefore did not arise, during the year under report.

(iv) The Sub-Committee appointed by the Corporation under their Resolution No. 1229, dated the 12th January 1959 to go into the question of the implementation of the Scheme submitted its report to the Corporation during the year under report. The Corporation under their Resolution No. 52, dated the 20th April 1959 adopted and approved the Sub-Committee's Report and gave a direction to the Municipal Commissioner to make a suitable representation to the State Government requesting them to initiate a necessary legislature with a view to securing the tenancy rights etc., of the persons under the Scheme and so phase the scheme as to cause minimum hardships to the tenants and businessmen included in the Scheme area. Accordingly a representation was made to State Government on 19th October 1959 and the Government's decision thereon was awaited on 31st March 1960. As recommended by the Corporation the proposals for providing business and residential accommodation to the tenants and the residents of the Scheme were under consideration. Some sites for cabins for business purposes were reserved. An amount of Rs. 1,57,266.79 being the contribution from the plot owners in the Scheme was collected by the Corporation during the year under report.

(v) No commencement certificates were issued after 1st December 1957 *i.e.* the date of enforcement of the Scheme. 25 proposals for new constructions and five proposals for additions and alterations received from the owners of the buildings from the Scheme were scrutinised. 6 works were completed during the year under report. 4 works were in progress on the last day of the year under report and 20 works were not started during the year under report.

(vi) The expenditure booked on the Scheme during the year under report was Rs. 2,72,500 and the local expenditure booked on the 1st day of the year under report was Rs. 9,93,678. The area was kept under vigilant control with a view to preventing works in contravention of the provisions of the Bombay Town Planning Act, 1954, and the Bombay Municipal Corporation Act.

### (B) Town Planning Scheme, Bombay City No. II (Mahim Area)

(175) Town Planning Scheme, Bombay City No. II (Mahim): The Scheme has been sanctioned by the Government and has come into force from 1st December 1959. The work of taking the possession of land for the Scheme works is taken in hand. Some of the drainage works are in progress.

### (C) Town Planning Scheme, City No. III (Mahim).

(176) The decision of the Board of Appeal has been given in respect of this Scheme on 30th January 1960. It is expected that the Arbitrator will submit the final Scheme to the Government within about 2 or 3 months.

### (D) Town Planning Scheme, Bombay City No. IV (Mahim).

(177) The work of demarcation of final plots part C—has been completed by the Arbitrator, while that of part B is nearing completion. The final plot boundaries of plots in part 'A' are being finalised by the Arbitrator. The Award is also being finalised by him.



## E.— General :—

(178) The following statement gives details of the Commencement Certificates issued under Section 290 of the Town Planning Act, 1954, and Permits issued under Section 3 of the City of Bombay (Building Works Restriction) Act, 1949 during the previous years and the year under report :—

Description.	Town Planning Scheme, Bombay City.		
	No. II	No. III	No. IV
(1) Permits issued during the year ... ..	...	...	...
(2) Total No. of permits issued from the beginning of the Scheme to the end of the year ... ..	...	171	203
(3) Commencement Certificates issued during the year ... ..	19	68	76
(4) Total No. of Commencement Certificates issued from the beginning to the end of the year... ..	184	630	862

The total expenditure incurred in connection with the preliminary works of Town Planning Schemes, Bombay City No. II, III and IV (Mahim Area) from the commencement upto the end of the year under report comes to Rs. 17,34,358. The expenditure incurred during the year under report works out to Rs. 2,99,531.

## IX FACTORY SECTION

(179) The permits for the establishment of Factories are prepared by this branch under Section 390 of the Bombay Municipal Corporation Act. During the year under report, 370 new permits were prepared for factories and 396 temporary permits were renewed. Prosecutions had to be launched in some cases where factories were found working without any valid permit. In all 261 prosecutions were instituted. In 131 cases the parties were convicted and fined and 38 cases were pending at the end of the year. The remaining 92 cases had to be withdrawn being connected and allied to cases in which parties were convicted and fined. The amount of fine recovered was Rs. 4,140.

(180) In all 400 complaints were received from the public about nuisance from the factories etc., and they were looked into and necessary action was taken. The Factory Branch also advised the Building Branch on various proposals, regarding erection, additions and alterations to Factory buildings and also the Superintendent of Licenses in proposals for licensable trades and storages.

(181) The monthly meetings of the zoning Committee consisting of the Heads of Departments concerned which were started in 1951 for the purpose of co-ordinating the work of all the Departments of the Corporation in this connection, were continued during the year.

## X.—CONSERVANCY BRANCH

182. *Refuse Collection and Disposal.*—Roads, foot paths and house gullies were swept twice daily. Some of the main roads were attended more frequently. The house gullies were periodically flushed, roads were brushed, scraped and washed. Refuse collected was removed in travelling carts or lorries to the place of disposal at least twice daily. Refuse taken to the Mahalaxmi Refuse Siding was transported to Deonar daily in special refuse trains. Domestic refuse was collected in galvanised sanitary bins with proper covers by the owners as required by the rules and was deposited into the travelling carts or lorries or the nearest dust bin sheds. In all 2,254 actions under section 358 of the Bombay Municipal Corporation Act were taken during the year of which 338 actions remained pending. There is one Refuse Collection Yard at Prabhadevi Road where refuse was deposited and then removed to the Mahalaxmi Siding in refuse lorries. Dry refuse was sent for filling in, low lying lands at Hornby Vellard, Haines Road, Matunga Railway Lines and Dharavi.

183. *Transport.*—The transport fleet consisted of 158 Scammell trailers (big) and 25 small trailers 16 Mechanical horses, 16 Fergusson Tractor trailers and 11 loaders. About 5 bullock carts were still plying in few parts of the City. As this fleet was not sufficient to cope up with the daily output of refuse, extra vehicles from the Bombay State Transport Corporation, had to be requisitioned for the removal of refuse.

184. The Municipal motor vehicles worked in two shifts from 6-30 a. m. to 2-30 p. m. and 2-0 p. m. to 10 P. M. Mechanisation of refuse transport has yet to be pushed further to replace about 5 Bullock carts plying for removing refuse in a few parts of the City. On an average 2200 tons of refuse was daily collected and removed scammell trailers replaced many dust bin sheds which were an eye sore and even objectionable in many parts of the City. 51 sheds were still to be replaced.

(185) *Night Soil.*—Collection, removal and disposal.

Basket privies, cess pools and septic tanks were attended by the Halalkhore staff. Night soil from the privies and vacant places, was removed regularly. 9 cess pool carts and 6 cess pool lorries were employed to cope up with the work of of Basket privies and cess pools Public Sanitary conveniences provided at different suitable places, including latrines, urinals and bathing places were also attended to.

*Rat Destruction Work.*—This work was intensified. Rats caught in different wards were sent to Institute for examination.

187. *Dog licensing, and immunization work.*—With a view to minimise the number of stray dogs and reducing the incidence of Hydrophobia and Rabbits, the work of licensing dogs, destroying and immunization of dogs was carried out.

Anti-rabbit treatment was available at the Haffkine Institute, and other Government Hospitals.



### Catching and Impounding Stray Cattle

(188) The work was entirely carried out by Police and animals found tethered on public streets and footpaths were removed to the Cattle Pounds.

189. *Removal and disposal of dead animals.*—Dead animals from the City were removed to Deonar. 497 big animals and 11809 small animals were removed to the Mahalaxmi Sidings from which Rs. 5,342.00 were realised.

### Infectious diseases ambulance service and service for the removal of the dead bodies.

190. 6 Ambulances were maintained for removing local patients suffering from infectious diseases to the Arthur Road Hospital free of charge. Three Hearses and two dead-body vans were available for removal of dead bodies to cemeteries or homes on payment of scheduled charges, exceptions being made in few deserving cases and christian paupers. These services were extended beyond Bombay limits on payment of scheduled charges.

### Prevention of Nuisances

191. Actions were taken to eradicate nuisance caused by throwing of refuse in the streets, gullies, and public places, fouling of public roads by urinating and by chokes on gully traps.

### Veterinary Services

192. The Veterinary section of this branch, was in charge of all Municipal Bullock Stables two hospital one for Municipal bullocks at Kamathipura and the other for infectious diseases of animals at Mahalaxmi Sidings. Animals from private owners were also admitted in these hospitals on payment of fixed fees.

193. Private stables were visited for detecting infection of Rinderpest. Milch cattle arriving in the City were immunized against rinderpest. The total number of animals immunized was 26,427 (24,935 at Andheri Road Railway Station and Bandra Yard and 1,492 in stables in the City) 22 cases of Rinder pest were detected during the year.

### Conservancy and Special Halalkhore Services.

194. These were rendered to Circusses, Exhibitions, Amusement Parks, Big Concerns, Industrial Establishments, etc. on payment of scheduled charges.

### Sweeper's Chawls

195. During the year, 52 new tenements were constructed on modern style at Approach Road providing with all amenities thereat and they were allotted to the employees of the Conservancy Branch. These chawls together with other labour chawls in charge of Conservancy Branch were regularly inspected and prompt action taken for rectifying sanitary and also structural defects noticed.

### Removal and Disposal of Town Refuse at Deonar

197. As Deonar reclamation site is spacious enough to last for more than 60 years of refuse disposal operations, major portion of the City refuse was sent there for disposal. The refuse was brought from Mahalaxmi Loading site to Deonar Unloading site in two trains daily. Each train consist of average 30 wagons and the capacity of each wagon was about 17 tons. Details of refuse brought to Deonar are as follows:—

Particulars.	Current Year	Previous Year.
1. No. of refuse wagons received at Deonar	22,280 Nos.	20,163 Nos.
2. Quantity of refuse at 17 tons per wagon	3,78,760 Tons.	3,42,791 Tons
3. Cost of haulage from Mahalaxmi to Deonar by rail	Rs. 1,98,413.43 nP.	Rs. 1,80,710.77 nP.
4. Cost of loading refuse	Rs. 4,00,872.02 nP.	Rs. 3,50,202.84 nP.
5. Cost per ton for haulage and unloading	Rs. 1.58 nP.	Rs. 1.

198. Position of Municipal rolling stock was as under:—

Description	No. of wagons
Refuse wagons in running condition	38
Silt wagons in running condition	2
Brake Vans in running condition	3
Sick Wagons	...
Wagons under Cor. demred.	1

As the number of these wagons was insufficient to deal with the huge quantity of City refuse, in addition to 88 wagons were already hired from the Western Railway, 10 more wagons were hired during the current year at the rate of Rs. 4.50 nP. per wagon per day.

199. The cost of maintenance of Sidings at Mahalaxmi and Chembur was Rs. 21,776. nP.10 The cost of repairs and maintenance of Municipal wagons amounted to Rs. 67,135.94 nP.

200. The length of the main line fixed at the siding was 6,700 Rft. The length of the temporary Sidings varies from time to time. In order to extend the scope of refuse dumping operations by extending tracks the material, e.g., sleepers, check chains, rails etc. for track laying were purchased to the extent of Rs. 94,451.41.

(201) The land reclaimed during the previous year was low lying and had also many depressions. This land was leveled by reclaiming and the depressions were also filled in with refuse, during the year under report. The total income from various sources, e.g. of reclaimed lands, sale of right of fishing, cultivation, amounted to Rs. 60,700.

(202) There were no major types of fire incidents at Katchra sidings at Deonar during the year. There were also six incidents of derailment of wagons, two of them which occurred in the months of July 1959 and August 1959 were of major nature and the refuse trains service was stranded for few days. The damage to sleepers, chains etc., due to derailment amounted to Rs. 2,865.15 nP.

(203) During the year under report, the refuse disposal system was not hampered due to labour or other problems. The amenities e.g. Primary Education, Maternity Ward, Welfare Centre etc. provided in the Municipal Camp at Chembur, were continued.

### XI—DEVELOPMENT PLAN SECTION

(204) At the end of the year under report, land surveys and condition of building surveys in the city, the suburbs and the extended suburbs are nearing completion. Road Surveys in the Suburbs and Extended Suburbs are in progress.

(205) With a view to developing the vast lands in Suburbs, alignments of new roads have been laid down and are being marked on the site and the estimates for construction of these roads are under preparation. A Five Year Programme for construction of new roads has been chalked out. The existing road systems in the City and Suburbs are also being examined with a view to see how far they meet the present day requirements of traffic and improve them whenever feasible.

(206) In addition to the above the following surveys are in progress :—

(a) Detailed survey of lands reserved in the tentative plan for public purposes with a view to determine the number and kind of residential tenements affected, the number with the areas of factories, godowns shops etc. This would indicate the extent of the rehabilitation problem under the Development Plan. Survey of B, C and D Wards have been completed and E and F Wards are in progress.

(b) A survey of all the existing Municipal Primary Schools in the City and the Suburbs and the Extended suburbs are being carried out with a view to prepare a report on Municipal schools in the Development plan. The Survey for the City is nearing completion.

(c) A survey of existing Municipal and private markets in the City, the Suburbs and Extended Suburbs has been completed to prepare a report in respect of this amenity.

(d) A survey of existing Municipal and Government free hospitals in the City, the Suburbs and Extended Suburbs is completed.

(e) A survey of parks, Gardens and Play grounds, with Municipal and Government and Privately maintained is being conducted. The survey in respect of the City is nearing completion.

(f) A Survey of Milch Cattle Stables in the Suburbs is completed.

(207) *Suggestions and requirements of land.*—The requirements of lands by statutory authorities, in Greater Bombay and by Municipal Departments have been collected and the necessary reservation of lands have been made in the tentative development plan wherever possible. Suggestions from Government Departments important Institutions and Associations have also been invited.

(208) *Development Plan.*—Tentative Development Plans for the following wards have been prepared

#### (a) City

Wards	Area in acres.
B	608.21
C	441.41
D	1785.79
E	1,830.55
F	5,231.61

The plans of A and G Wards covering an area of 2589.02 acres and 4411.76 acres respectively are under preparation.

## (b) Suburbs and Extended Suburbs.

Serial No.	Name of the Ward.	Area in acres.
1	Part of H(East) and H(West) Wards comprising of Bandra, Khar, Santacruz to the west of Western Railway, upto Juhu Road in the North	1,864
2	Part of H (East) bounded on the east by the Western Express Highway on the west, by the Western Railway on the North by the Mahim Creek and North by boundary of village Vile Parle	446.83
3	Part of H (East) bounded in the west by the Western Express Highway on the east by Mahim River, on the south by the Mahim Creek and in the north by the Southern boundary of Santacruz Aerodrome	...
4	T (East) bounded in the North by the Northern Municipal boundary of Greater Bombay, in the South by the proposed East-West 100ft. wide Mulund Borivli Sub-arterial road, in the East by the Thana Creek and in the West by the boundary of Mulund Village excluding Vihar and Tulsī Lake	3,433
5	Part of R (East and West) bounded in the North by Northern Municipal boundary of Greater Bombay, in the South by Poisar Nalla, in the West by the Manori Creek and in the East by the National Park	7,848

The Development Plans for the remaining localities in the City and the Suburbs and Extended Suburbs are under preparation:

(209) *Advisory Committee*.—During the year under report 12 meetings of the Advisory Committee consisting of representatives authorities and commercial, industries etc., interests, presided over by the Municipal Commissioner and the 14 meetings of the Advisory Committee consisting of Architects and Engineers and presided over by the City Engineer were held. In these meetings various problems connected with the Development plan, have been discussed. The Tentative Development Plans mentioned above have also been discussed in the meetings presided over by the Municipal Commissioner.

(210) *Meetings of Ward Councillors*.—Meetings of Municipal Councillors of each Ward were also held by the Chairman of the Standing Committee with a view to ascertaining their suggestions in respect of the Ward which they represent. The Developments Plans tentatively prepared for some wards are also discussed with the Councillors of each ward.

(211) *Development Control Rules*.—The tentative Development Control Rules framed earlier were also revised during the year under report in the light of the suggestions received and difficulties experienced in their operation.

## APPENDIX B-6

## I.—Housing works completed during 1959-60 :—

Serial	No. tenements.	Site.	Category.	Service Head.
1	48	Body Guard Lines	Slum Populaton	Slum Clearance Grant.
2	76	Kamathipura	Do.	Do.
3	80	Haines Road	Do.	Do.
4	Add. 48	Body Guard Lines	Do.	Do.
5	40	Sion	Do.	Do.
6	64	Maratha Hospital	Municipal Staff	REVENUE.
7	272	Wadala	Public	L. W. Budget 'B'
8	110	Vikhroli	Public	Do.
9	16	Byculla	Staff	L. W. A.
10	5	Parel	Staff	L. W. A.
11	48	Khar	Slum Population	Slum Clearance.
12	32	Sewri Koliwada	Public	Revenue.

## APPENDIX B-7

## II.—Works in progress during 1959-60 :—

1	4	Sion	Municipal Staff	L. W. Budget A.
2	168	Dharavi	Slum Population	Slum Clearance.
3	128	Sion	Municipal Staff	L. W. Budget A.
4	192	Sewri	Public	L. W. Budget B.
5	172 and 19 Shops	Sewri	Public	Do.
6	144	Wadala	Public	Do.
7	300	Ghatkopar	Public	Do.
8	112	Worli	Staff	L. W. A.
9	80	Mahalaxmi	Staff	L. W. A.
10	80	Patra Chawls	Slum Population	Slum Clearance.
11	208	Arthur Road	Slum Population	Slum Clearance.
12	396	Vikhroli	Slum Population	Slum Clearance.

## APPENDIX D-1

*Statement showing the details of lengths of sewers and drains cleaned and the quantity of silt removed.*

Particulars	Mileage during the last year	Increased mileage during the year	Total mileage	Mileage cleaned during the year	Silt removed in tons
Pipe Sewers ...	189.83	2.69	192.26	94.74	5,473.83
Ovoid Sewers ...	12.52	0.82	13.34	4.88	775.78
S. W. Drains ...	95.06	1.49	96.55	6.65	1,226.79

## APPENDIX D-2

*Statement showing the details of requisitions issued and complied with*

Section of the Act under which requisitions issued	No. of requisitions outstanding on 31-3-1956	No. of requisitions issued during the year 1958-59	No. of requisitions complied with during the year 1958-59	No. of requisitions outstanding on 31-3-1959
1	2	3	4	5
231	32	5	17	20
233 (A) (b)	20	27	25	22
243 (2)	1	1	1	1
257 (1) (a)	741	2,629	2,447	983
257.60	31	119	133	17
	825	2,841	2,623	1,043

## APPENDIX E-1

*Statement showing the comparative quinquennial figures for the period from 1955-56 to 1959-60 in respect of applications received.*

Year	Under Section 337	Under Section 342	Total No. of buildings dealt with	Total No. of applications
1955-56 ...	849	1,221	2,070	3,428
1956-57 ...	954	1,192	2,176	4,911
1957-58 ...	922	1,221	2,143	5,069
1958-59 ...	894	1,167	2,094	5,371
1959-60 ...	762	1,099	1,904	4,919

*Note.*—Two or more modified proposals are generally received in connection with one and the same building. This accounts for the difference between the figures in the last two columns.

APPENDIX E-2

Statement showing the Wardwise distribution of tenements constructed during the year as also the number of tenements demolished during the year.

**TENEMENTS CONSTRUCTED.**

Ward	No. of single room tenements	No. of double room tenements	No. of larger tenements usually known as Blocks	Total
A	...	16	79	95
B	...	...	...	...
C	...	14	11	25
D	...	6	40	106
E	60	436	705	1,155
F	14	349	529	904
G	26	...	...	...
<b>Total</b>	<b>100</b>	<b>821</b>	<b>1,364</b>	<b>2,285</b>

**Tenements demolished**

Ward	No. of one room tenements demolished	No. of two room tenements demolished	No. of larger tenements demolished	Total
A	23	8	1	24
B	70	8	8	86
C	9	...	...	9
D	41	...	15	66
E	226	...	10	237
F	14	...	5	19
G	40	11	3	54
<b>Total</b>	<b>423</b>	<b>208</b>	<b>152</b>	<b>495</b>

# Estate & Land Management Department

Shri V. L. Ghangurde, B.Sc., LL.B., B.E., was in charge of this department till 15th April 1959 when he was transferred as Executive Engineer (Planning). Shri D. D. Dawalbhakta, B.E., A.M.I.E., who took over charge from 16th April 1959 continued upto 6th December 1959 when he was transferred as Executive Engineer (Construction). Shri S. M. Postwala, B.E., A.M. Inst. C.E. (Lond.), A.M.I.E. (India) who took over charge from 7th December 1959 continued to hold the post till the end of the year.

## I.—ACQUISITION OF LANDS

### (A) Improvement Trust Section

1. *Scheme 52, Worli Village.*—There was no progress in respect of these cases during the year under report.
2. *Scheme, 77, Housing Fishermen of Mahim Foreshore, Government land in C.S. No. 1/1505 and 2/1505 of Mahim Division.*—Work of filling in was nearly complete.

### (B) MUNICIPAL SECTION

#### (Within City Limits)

*Cases of acquisition of lands in which progress was made.*—(Figures in brackets at the end of an item indicate the estimated liability).

1. Lands occupied by Milch Cattle Stables in the City of Bombay for public Municipal purposes (Cases Nos. LAQ/196, 130/1 to 130/23, 142A, 142B, 158 and 160).

In respect of some cases, parties had gone in reference to High Court under Section 18 of the Land Acquisition Act. Out of these references in respect of LAQ Nos. 142B, 130/19 and 20, 130/6, 141/1, 2 and 3, 130/23, 130/16, 130/22, 130/7, 130/11, 158 and 160 were still pending before the High Court.

2. Acquisition of lands for extension of B. Y. L. Nair Hospital and T. N. M. College.  
(a) Case No. LAQ/168. In respect of three small pieces of lands in C.S. Nos. 1597 (part) and 3/1597 (part) of Byculla Division, award was declared by the Special Land Acquisition Officer for Rs. 12,604 which was paid to him.

(b) In respect of C.S. Nos. 1/1884, 2 to 6/1884, 1887, 1 to 8/1887 of Byculla Division hearing of objections were completed and the lands were finally notified under Section 6 of the Land Acquisition Act.

3. *C.S. No. 43 of Sion Division for a market.*—The owners had gone in reference to High Court under Section 18 of the Land Acquisition Act which came up for hearing during the year under report. The case was settled on an extra payment of Rs. 23,500 for all the claims.

4. *C.S. No. 54(part) of Parel Sewri Division for Schools in Lalbaug area.*—Special Land Acquisition officer declared his award for Rs. 3,16,060 which was paid to him and formal possession was taken over.

5. *C.S. Nos. 118(part), 1/118 (part), 2 to 2 4/118 of Parel Sewri Division for School and housing.*—The lands were notified under Section 4 of the Land Acquisition Act (Rs. 2,94,008).

6. *C.S. Nos. 138A/74 and 138B/74 of Parel Sewri Division for extension of K. E. M. Hospital and housing of essential staff.*—The Special Land Acquisition officer declared his award for Rs. 9,27,180 which was paid to him and possession taken over.

7. About 45 properties in the City where buildings have collapsed are under acquisition for various Municipal purposes: Hearing of objections under Section 5A of the Land Acquisition Act was completed in respect of 14 cases and they were finally notified for acquisition under Section 6 of the Land Acquisition Act and proceedings before the special Land Acquisition officer were started. In respect of C.S. No. 2180 and 2181 of Bhuleshwar Division award was declared for Rs. 36,828.75 which was paid to the Special Land Acquisition Officer and the amount paid to the owners. In respect of 7 cases notification under Section 6 was being awaited.

8. Property known as Dabholkar Adda at Parel Tank Road bearing C.S. Nos. 153, 155, 1 and 2/155-156, 1, 1A, 1B, 1C and 1D/159 and 160 of Parel Sewri Division for development and improvement of the locality. Deed of Conveyance was nearing completion (Rs. 6,22,605).

9. Property known as Mumbadevi Tank for recreation ground and other Municipal purposes. Acquisition proceedings before the Special Land Acquisition Officer were completed and his award was being awaited (Rs. 18,25,000).

10. Properties on the fringe of Mumbadevi Tank C.S. Nos. 1538, 1637, 1/1637, 1636, 1640 (part), 1595, of Bhuleshwar Division Notification under Section 4 was being awaited.

11. Plot No. 307C of Dadar Matunga Estate for a market. The site was notified under Section 6 of the Land Acquisition Act (Rs. 92,007).

12. Site for an Open Air Theatre at Azad Maidan: Negotiations regarding price of structures with the Collector of Bombay were in progress. The site is not vacated.

13. C.S. No. 82 of Dadar Naigaum Division for a recreation ground: Negotiations with the Central Railway did not fructify. Hence the proposal was abandoned.

14. Certain sites at Colaba for a Maternity Home. Corporation approved revised proposal of acquiring only 2500 sq. yds., and Government accordingly notified the area for acquisition under Section 4 of the Land Acquisition Act.

15. Government land in C.S. No. 414 of Tardeo Division for housing Nair Hospital staff. The draft Deed of Transfer was finalised and sent to Government solicitor.

16. Land at Tod Bunder Colaba for Sewage Purification Works: The Deed of Transfer was finalised, executed and lodged for registration.

17. C.S. Nos. 780 and 791 of Mandvi Division at D'souza Street for a school: After hearing of objections the land was denotified. On a fresh representation, the land was again notified for acquisition under Section 4 of the Land Acquisition Act and hearing of objections under Section 5A of Land Acquisition Act was in progress (Rs. 2,36,400).

18. C.S. No. 1/404 of Tardeo Division for widening of the road. The land was notified under Section 6 of the Land Acquisition Act and proceedings before Special Land Acquisition Officer were completed. His award was declared for Rs. 5,025 and the same was paid to him.

19. Purchase of plot No. 6 East Agripada South Estate, C.S. No. 1845 of Byculla Division for housing: Deed of Surrender of Lease was executed and possession of the property was taken over.

20. C.S. No. 733 and 2/733 of Mahim Division for Municipal purposes: It was decided not to acquire the property under the provisions of Land Acquisition Act but to deal with the same under Slum Clearance.

21. C.S. No. 1975 of Bhuleshwar Division for widening of the road: The site was notified under Section 4 of the Land Acquisition Act and hearing of objections under Section 5A of Land Acquisition Act was in progress (Rs. 1,66,570).

22. Property bearing C.S. Nos. 8(part) and 1/13 of Dadar Naigaum Division for Housing, School, Ward Offices etc: The site was notified under Section 4 of the Land Acquisition Act with application of urgency clause. Survey of the site was being carried out. (Rs. 6,94,848).

23. C.S. No. 514 of Colaba Division for a market. The site was notified under Section 4 of the Land Acquisition Act without the application of urgency clause. The site was surveyed and notification under Section 6 was being awaited. (Rs. 88,700).

24. C.S. No. 374 of Mazgaon Division at Love Lane for School and Housing: The site was notified under Section 4 of the Land Acquisition Act and hearing of objection under Section 5-A was in progress. On the representation from owners it was tentatively decided to withdraw area for Housing and acquire about 4,000 sq. yds., for School only (Rs. 3,58,032).

25. In respect of following cases sites were notified for acquisition under Section 4 of the Land Acquisition Act and objection under Section 5A were being heard.

(a) C.S. No. 1312 of Mandvi Division at Memonwada Road for School. (Rs. 18,798).

(b) C.S. No. 1634 of Girgaum Division at Kennedy Bridge for widening of the road (Rs. 88,180).

(c) C.S. No. 1108 of Girgaum Division at Khetwadi Back Road for School (Rs. 96,706).

(d) C.S. No. 1309 of Mandvi Division at Memonwada Road for a School (Rs. 26,987).

(e) C.S. No. 1285 (part) of Fort Division at Manohardas Street for a School (Rs. 1,67,630).

26. C.S. No. 337 of Dharavi Division for Municipal Housing: Deed of Conveyance was executed and possession of the property taken over.

27. Proposed exchange of Municipal land for Government land at Katrak Road leased to Acworth Leper Home: Corporation approved the proposed exchange and further action to effect the exchange was being taken.

28. Property bearing C.S. No. 1125 of Mahim Division for Housing: Deed of Conveyance was nearing completion. (Rs. 54,226).

29. C.S. Nos. 80, 1/80 and 2/80 of Lower Parel Division for a School: Deed of Conveyance was executed and possession taken over.

30. Plot No. 126, West Agripada Estate for extension of B. Y. L. Nair Hospital: Deed of Surrender of Lease was nearing completion. (Rs. 53,560).

31. Land within Housing Board's Colony at Parel Tank Road for a School: Corporation approved the proposal and Lease Deed was nearing completion. Possession of the plot was taken over after payment of the price.

32. C.S. No. 1509 of Byculla Division: Corporation approved the proposal to purchase the property at the auction, but as municipal bid was not the highest, the property was not purchased.

33. C.S. No. 1359 of Fort Division for a School: The Land was notified under Section 4 of the Land Acquisition Act. (Rs. 1,20,290).

34. C.S. No. 3359 of Bhuleshwar Division for School: Government notified the land under Section 4 and finally under Section 6 of the Land Acquisition Act. Proceedings before the Special Land Acquisition Officer were going on. (Rs. 16,987).

35. Passages in Worli Koliwada: Corporation's approval was being awaited (Rs. 2,56,970).

36. C.S. No. 124 (part) of Parel Sewri Division for an Industrial Estate: Government was requested to acquire the site and the same was notified under Section 4 of Land Acquisition Act. (Rs. 2,15,127).

37. C.S. No. 1/318 of Bhuleshwar Division at Wellington Street for a Dispensary: The site was notified under Section 4 of the Land Acquisition Act and hearing of objection started before the Deputy Collector. (Rs. 50,030).

38. C.S. No. 2166 of Bhuleshwar Division at Karelwadi for School: The land was notified under Section 4 of the Land Acquisition Act (Rs. 48,885).

39. C.S. No. 370 of Mazgaon Division for a Market: The land was notified under Section 4 of the Land Acquisition Act and objections under Section 5 A were being heard. (Rs. 2,14,965).

40. C.S. Nos. 845, 846 and 847 of Parel Sewri Division for Housing: Corporation approved the proposal and conveyance Deed was nearing completion. (Rs. 7,841).

41. C.S. Nos. 366 and 367 of Mazgaon Division for Housing: Deed of Conveyance was under preparation. (Rs. 7,61,944).

42. Exchange of land at Katrak Road Wadala with Central Excise Department: Corporation approved the proposal (Rs. 47,965).

43. Land at Napean Sea Road for a Sewage Pumping Station: The proposal was before Corporation for their approval. (Rs. 1,60,670).

44. C.S. No. 137A/74 of Parel Sewri Division for extension of K. E.M. Hospital and Associated College: Deed of Conveyance was under preparation. (Rs. 1,33,558).

45. C.S. No. 401 of Parel Sewri Division for a Children's Playground: The land was notified under Section 4 and 6 with application of urgency clause and possession of the plot was taken over. Proceedings before the Special Land Acquisition Officer were going on. (Rs. 2,950).

46. C.S. Nos. 366 and 367 of Mazgaon Division for Housing and School: Deed of Conveyance was under preparation (Rs. 7,61,994).

47. C.S. Nos. 158 and 159 of Byculla Division at Kamathipura 8th Lane for extension of Market: The land was notified under Section 4 and 6 of the Land Acquisition Act. (Rs. 19,988).

48. C.S. Nos. 3349, 3350 and 3351 of Bhuleshwar Division for School: The land was notified under Section 4 of the Land Acquisition Act. Objections under Section 5-A were being heard. (Rs. 44,110).

49. C.S. Nos. 1A/1762 and 1/1762 of Byculla Division for a garden: The land was notified under Section 4 of the Land Acquisition Act and hearing of objections under Section 5-A was going on (Rs. 82,089).

50. C.S. Nos. 1143 and 1144 of Mandvi Division for School: The Land was notified under Section 4 of the Land Acquisition Act. (Rs. 1,10,320).

51. Site at DeLisle Road for a Garden: Corporation approved the proposal and steps were being taken to approach Government for acquisition. (Rs. 2,06,355).

52. C.S. No. 332 of Parel Sewri Division for extension of Market: The site was notified under Section 4 of the Land Acquisition Act (Rs. 21,130).

53. Site at Worli near Hindu Cemetery for an Industrial Estate: Government was requested to acquire the site (Rs. 2,43,850).

54. C.S. Nos. 1638, 1637, 1/1637, 1636, 1640(part), 1595 and 1594 of Bhuleshwar Division for Garden School etc: Government was requested to acquire the site (Rs. 14,67,294).

55. Site at Sabu Sidique Road for a Transport Depot and Dispensary: Government was requested to acquire the site (Rs. 6,07,187).

56. C.S. Nos. 1590 and 1591 of Byculla Division for Nair Hospital Dental College: Deed of Conveyance was under preparation (Rs. 8,71,528).

57. C.S. No. 1311 of Mandvi Division for a School: Government notified the site for acquisition under Section 4 of the Land Acquisition Act. Objections under Section 5A of the Land Acquisition Act were being heard. (Rs. 35,570).

58. C.S. No. 208 of Parel Sewri Division for Housing: Deed of Conveyance was under preparation (Rs. 4,02,526).

59. Property at Bhavanishankar Road for Housing: Government was requested to acquire. (Rs. 1,47,288).

60. Properties at Jakeria Masjid Street and Dontad Street for School: Government was requested to acquire. (Rs. 2,18,180).

61. C.S. No. 2062(part) of Bhuleshwar Division for a recreation Ground. Deed of Conveyance was executed and possession taken over.

62. In the following cases Corporation's approval was awaited.

(a) Site at Bhandari Street for passage connecting Bhandari Street with Bhandarvada Road (Rs. 6,987).

(b) Site at Annie Besant Road Worli for Industrial Estate. (Rs. 15,53,530).

(c) Site at Antop Hill for Housing. (Rs. 4,81,835).

(d) Site at Shaik Budan Cumruddin Street and Temkar Street for a school. (Rs. 86,115).

(e) Site at New Wadi for a School (Rs. 3,45,420).

(f) Site at Rawli Camp in Scheme 6, Sion Matunga Estate for development of the locality. (Rs. 7,335).

### C.—SUBURBAN SECTION.

#### Schemes in which progress was recorded.

(Figures in brackets at the end of an item indicate the estimated liability).

In the following cases of Acquisition of lands Deeds of Conveyance were undertaken and nearing completion:—

1. Plot No. 50 (part) of Town Planning Scheme III Santacruz (East) for a School.—(Rs. 901).

2. Land at Kol Dongri, Andheri (East) for a School and dispensary.—(Rs. 37,020).

3. Survey No. 47 Hissa No. 1 (part) and 2 (part) of Mogra for a School at Andheri:—  
(Rs. 23,040).

4. Certain plot of land belonging to konkanastha Mahar Co-operative Colony Ltd., at Khar for a school  
(Rs. 3,708).

5. Land at Akurli, Kandiuli East, for a School.—(Rs. 27,500).

6. Plot in township colony at Chembur for a market.—(Rs. 77,078).

7. Property belonging to Shri Thanawala at Trombay for school. (Rs. 18,104,00).

8. Plot in Jogeshwari Co-operative Housing Society, Jogeshwari (east) for school and garden.

9. Samanta, Bhatta and Desai lands at Goregaon east for school.

10. For Eksar Pahadi (Goregaon) East S. No. 129(1), 130, 131, 132, 133, 134, 135 and 136 of Aksar Pahad, Cama's land for Industrial Estate. (Rs. 9,25,453).



11. S. Nos. 19, 20, 21 pt. and 22 south of Mahatma Gandhi Road, Goregaon for housing at village pahad. (Bhatt's land). (Rs. 4,28,480).
12. Land at Kandivali Poisar for housing. (Rs. 2,34,135).
13. Plot for Market in Gazadar Park (Shri Powell's land) Kandivali.
14. Quarry land at Anik belonging to Shri Narielwalla.

**In the Following Cases of Acquisition of Lands Notification under Section 6 of the Land Acquisition Act was Issued and Possession of the Land was Taken over.**

15. Site for a school at Deonar. (Rs. 6,300).
16. Land for extension of Dawood Baug Road and a school at Andheri. (Rs. 41,644).
17. Certain Site for infectious diseases Hospital at Mithi River Bridge, Marol. (Rs. 2,41,000).
18. 7 sites for sanitary conveniences in K Ward. (Rs. 19,150). (out of 7 sites 4 have been handed over)
19. Land for Garden at Andheri (East) Junction of Andheri Kurla Road and Telli Gully.
- 19A. Land belonging to Messrs. Godrej Boyee and Co. and Messrs. Vadilal C. Gandhi and Others Messrs. P. P. Gandhi and Others for a Development Scheme at Vikhroli. (Rs. 13,40,415.)

**In the Following Cases Acquisition of Lands Government Issued Notification Under Section 4 of the Land Acquisition Act.**

20. Sites at Vile-parle (West) for a Market. (Rs. 99,160).
21. Survey No. 19, Hissa No. 1, Survey No. 20, Hissa No. 1, S. No. 21A, Hissa No. 1, S. No. 110, Hissa No. 2 of Andheri for extension of Andheri Market. (Rs. 1,83,050).
22. Plot for Public Park at Bhandup. (Rs. 1,09,725).
23. Site at Chakala for Public Sanitary Convenience. (Rs. 1,920).
24. Land at Andheri for Municipal Housing Scheme. (Rs. 1,23,730).
25. Land at Jogeshwari for shifting the potters from Dharavi. (Rs. 2,53,625).
26. Land at Gowandi for housing Suaqtters' Colony construction of Road and Housing.
27. Site at Turner Road Bandra for a Municipal Market. (Rs. 1,51,100).
28. Site at Mankhurd for a school. (Rs. 14,595).
29. Plot of land at Bhandup for a primary school and Harijan Quarters. (Rs. 43,670).
30. Land for a 25' road between Chembur and Ghatala. (Rs. 7,662).
31. Land at Bhandup at Lake Road, Opp. Krihsna Cinema for a school.
32. Lands for Public Sanitary Conveniences at Villages Deonar, Govandi, Chembur.
33. Land for 60' road from Ghatkopar Mahul Road leading to proposed Deonar Slaughter House.
34. Sites for Acqua Privy Block at Danda Ambivli, Kolekalyan.
35. S. No. 187(3) part of Vile-parle (West). (A) Misquitta's plot. (Rs. 41,540).
36. Two sites, one in the East and one in the West side of Andheri for a public Garden. Government was requested to acquire a new site on the west side of Andheri and notification under Section 4 is awaited. (Rs. 82,280).
37. Land in N. A. No. 90 of Andheri for extension of existing Andheri Market. (Rs. 13,670).
38. 5 sites for sanitary conveniences in H and K wards. (Rs. 8,430).
39. Site at Bandivli Jogeshwari for a Market. (Rs. 18,848).
40. Land at Vile-Parle (East) for construction of 60' road joining Mahatma Gandhi Road and Central Salsette Road. (Rs. 1,27,730).
41. Land for acqua Privy Block at Bhandup village.
42. Land at Mandpeshwar Road S. No. 199(2) and(3) at Eksar-Borivli for staff quarters of the proposed Bone T. B. Hospital.

In the following cases Government was requested to acquire the land under Land Acquisition Act.

43. Plot on the west of Bombay Agra Road at Ghatkopar for a garden. (Rs. 74,852).
  44. Land at Khar Railway Station on the west for housing. (Rs. 4,08,935).
  45. Land at Poisar Kandivli for a Hospital, Maternity Home etc. (Rs. 4,17,019).
  46. Plot near Kapoor's Factory at Ghatkopar for a Market. (Rs. 87,187).
  47. Land in S. No. 240 (part) of Kurla for a Municipal School. (Rs. 51,100).
  48. Public Sanitary Conveniences at Kurla.
- (1) Washi Village, (2) Maroli, (3) Navpada, (4) Hall Road, (5) Khajur Bhatti S. No. 288(part), (6) Bajil Bazar, (7) Pipe Road etc.
49. Land at Ghatkopar for Municipal Market at Kirol Village. (Rs. 37,187).
  50. Land in S. No. 34 (part) of Govandi Borla for market and School.
  51. Additional land for Fire Brigade station at Chembur S. No. 247-A. (Rs. 6,834).
  52. Land for staff quarter for Smt. Agrwal Hospital, Mulund.
  53. Plots Nos 1119 and 1120, 1121 and 1122 at Mulund (West) for Municipal office.
  54. Land at Mulund for Fire Brigade Station plots No. 1142, 1143, S. No. 1000(part). (Rs. 25,530).
  55. Land at Vakola for Housing Scheme.
  56. Tank sites at Jakeria Road Malad (West) for a garden and at Station Road Malad for a Market
  57. Land in S. No. 282(part) at Dahisar for Dispensary, Lokmanya Tilak Road. (Rs. 6,834).
  58. Land in S. No. 69-A at Madh.
  59. Government land S. No. 212A, Vile-parle for playground.

60. Plot for school building at Government Housing Colony Goregaon S. No. 4.
61. Plot for Fire Brigade Station at Kandivali.
62. Plot of land at Cama Road Andheri for a Municipal School. (Acquisition proceedings were dropped)
63. Land at Village Mohili and Oshivara for shifting milch cattle stables in Eastern Suburbs and Western Suburbs. (Acquisition proceedings were dropped).
64. Lands at Kurla for Ward Office and Market. The Special Land Acquisition Officer has handed over the possession to Municipality. (Rs. 1,20,000).
65. Land at Malad for Harijan Quarters etc. This was an old case, and the Special Land Acquisition Officer handed over the possession to the Municipality.
66. Lands at Kurla (Takia Ward) for a School :—This is an old case. Hearing was finished and award is awaited. (Rs. 11,000)

#### Cases of Acquisition in which No Substantial Progress was Recorded

67. Land at Kanjur for a Refuse Depot.
68. Exchange of Municipal lands to the Bandra Kherwadi Scheme, S. No. 341, Bandra.
69. Land at B.S.D. Malad for the construction of the Road at Junction of Sainath Road and Kandivli Road.
70. Land at Mulund for housing.

#### In the Following Cases Sanction of the Corporation to Acquire the Land is being obtained

71. Plot at Kalina belonging to Bombay Housing Board for a Dispensary (Rs. 16,686).
72. Land in S. No. 292, H. No. 1 part at Chuna bhatti for a Municipal School.
73. Land at Kurla for Transport Garage security for Municipal installations plots Nos. 1 to 4 on C.S. Track.
74. Site at Mulund, Plots Nos. 8, 9, 35, 36 of Gawde Winge Scheme.
75. Land in S. No. 370, Hissa No. (1) part of Kolekalayn (Vakola) for School.
76. A plot of land at Kherwadi Bandra for a Municipal School, S. No. 341.
77. Land at Vakola (426 part. 435 part H. No. 4 and 3. S. No. 426 part) known as China Baug for a Market and housing.
78. Plot C.T.S. No. D/454 of Danda and R.S. No. 3, H. No. 1, Govind Patil Road for a Market.
79. Plot No. 3-B in S. No. 341 of Kherwadi Bandra for dispensary.
80. Land at Vileparle (East) S. No. 137 (part) and 140-A (part) of Vile-parle for asphalt plant and crusher.
81. Plot at Liberty Garden Society Malad (West) for a School.
82. Land at Goregaon (West) for a Municipal Market and garden etc., in Jawahar Nagar (Rs. 2,74,052)
83. Plot No. 6, Borivli T. P. Scheme No. 1 for a Market.
84. Land in S. Nos. 126, 128 and 129 (part) of Kandivli and S. Nos. 94 and 95 (part) of Poisar for housing
85. Plots Nos. 8 and 9 T.P.S. I Borivli for office.
86. Land for Municipal Garage at Santacruz.
87. Land for Light Industrial Estate at Govandi.
88. Land for Town duty—Chowki at Mulund.
89. Land at Chinchwadi for housing.
90. Mrs. Markar's plot for School at Kandivli.
91. Land for Central Offices at Kandivli.
92. Plot of land for housing at Chembur.
93. Land for Public Sanitary conveniences Subash Nagar. Land donated.
94. Plot at Malad (East) abutting on Circle Avenue Road for Market.

#### D.—Municipal Properties under acquisition by Government

1. Acquisition of plot No. 21, Scheme 57 (South) Sewri Wadala Estate by Government for University.—Government dropped the acquisition of this plot.
2. Acquisition of plots 24 and 25 (West) Scheme 6, Sion Matunga Estate for Post Office Case No. LAQ 254.—Reference under Section 18 of the Land Acquisition Act which was made by Municipality had not come up for hearing before High Court.
3. Acquisition of plot Nos. 54 and 77 (West) Scheme 6, Sion Matunga Estate by Government for Welfare Co-operative Housing Society.—The award was declared by the Land Acquisition Officer and paid to Municipality In respect of arrears of ground rent in respect of plot No. 54, Municipality has been made a party to reference under Section 31 of Land Acquisition Act.
4. Acquisition of 35 plots of Scheme 58 Worli Hill Estate by Government for 2nd Milk Dairy Plant, Transport Depot and Housing of Staff.—Award was declared by the Land Acquisition Officer. Since the municipality was not satisfied with the amount of compensation awarded, the Acquisition Officer was requested to make a reference to high Court under Section 18 and 30 of the Land Acquisition Act.
5. Acquisition of plot Nos. 113 and 114 of Scheme 6, Sion Matunga Estate by Government of India.—In this case certain information about Municipal claim and claims of the former lessees were being asked for by Government which was being supplied.
6. Acquisition of plots 180 and 181, Sion Matunga Estate for Jethamal Parasram Co-operative Housing Society. Plots were finally notified under Section 6 of the Land Acquisition Act.

7. Acquisition of 143 plots of Scheme 52 Worli Hill Estate by Government for offices and Staff Quarters.—The plots were notified under Section 4 of the Land Acquisition Act.

8. Government opened negotiations for acquisition of the following plots with Municipality :—

- (a) Plot No. 1, Dharavi Estate for Mangal Co-operative Housing Society.
- (b) Plot No. 178, Scheme 6, Sion Matunga (East) Estate for a Co-operative Society.
- (c) Plot No. 78, Scheme 57 (North) Sewri Wadala Estate for a Co-operative Society.

9. The following proposals were dropped as the Societies were not interested in the acquisition.

- (a) Plot Nos. 244 and 255 (East) Sin Matunga Estate for School view Co-operative Housing Society.
- (b) Plots 264 and 265 and 266 of Sion Matunga (West) Estate for Paramount Co-operative Housing Society.

10. Acquisition of plot No. 119 of Sion Matunga Estate (East) for Paramount Co-operative Housing Society—Objections under Section 5A of the Land Acquisition Act were being heard.

11. Acquisition of plot No. 262 (West) Scheme 6, Sion Matunga Estate.—The plot was withdrawn from acquisition by Government.

#### E.—Acquisition for B. E. S. & T. Undertaking.

Plot No. 7 (South) Sewri Wadala Estate, Scheme 57 for B.E.S. & T. Undertaking.—Municipality filed a revised claim and award was declared. As the Municipality was not satisfied with the amount awarded, the Land Acquisition Officer was requested to refer the matter to court under Section 18 and 30 of the Land Acquisition Act.

### II.—PROGRESS OF DEVELOPMENT SCHEMES.

#### Existing Schemes.

Scheme 56, Dharavi Estate :—Several alternative Schemes were still under consideration.

Scheme 52, Worli Estate :—The work of closing open channel drain is still in progress.

Corporation's sanction to the layout of the entire project of the neighbourhood Unit area is being obtained.

### III.—SPECIAL ROADS SCHEMES.

(1) Development of Gollanji Hill Estate :—Layout for the development of the scheme is still under consideration.

(2) Construction of a road on Tulsi Pipe Line land between Haines Road and Mahim Creek—Covering of portion of open channel drain in Tulsi Pipe Line Road between Elphinstone Road and Fithwalla Road is still in progress.

### IV.—Charges in Layout

The triangular piece of land lying to the North of Worli Hill abutting on Cleveland Road has yet to be laid out. The Corporation by their Resolution No. 1670 dated 11th February 1960 have sanctioned the layout of a part of that area converting it into eleven plots. Five plots, viz., Plots Nos. 297 to 301 were agreed to be leased to the Happy Home and School For the Blind. The Garrison Engineer, Bombay has, however, objected to any construction in this area and as such the offer will have to be withdrawn.

There were no changes in layout in the Ex-Trust Estate.

### V.—REVIEW OF THE EXTRUST AND MUNICIPAL ESTATES.

#### A.—Ex-Trust Section.

There were no changes in schedule X, Y and Z lands. The changes effected in the other Ex-Trust estates are shown in Appendix No. 1.

Out of the total area of 1,39,36,000 square yards (about 2,879 acres) vesting in or acquired by the Ex-Trust as on 31st March 1960 about 37.3 per cent. remained to be developed and out of the developed area about 2.06 per cent. remained to be leased which included an area of 1,64,680 square yards reserved for Municipal purposes viz. Schools, Markets, etc.

#### B.—MUNICIPAL SECTION.

No plots in Municipal Schemes have been disposed of in the year 1959-60. A very small piece measuring only 33.33 Sq. yds. from Shivaji Park area has been leased for Dr. Ambedkar Smarak Mandir, at Rs. 40 per sq. yd. The value of the land is Rs. 1333.20 r P.

The statement below indicates the progress of the disposal of the Municipal Land during previous three years. The total area available for disposal as on 1st April 1960 is about 5114 sq. yards.

## DISPOSAL OF MUNICIPAL LAND.

Year.	No. of Plots.	Area in sq. yards.	Capital value Rs.
1956-57 ... ..	1	357	Rs. 8,925
1957-58 ... ..	1	2,181	54,525
1958-59 ... ..	4	4,833	1,65,325

## VI—Slum Clearance;

1. Acquisition of land for extension of Kelewadi Bridge so as to meet Queen's Road :—(i) C.S. No. 34 of Girgaum Division, the parties had gone in reference to High Court under Section 18 of the Land Acquisition Act. However, the reference did not come up on board till the end of the year. (ii) C.S. No. 36, Deed of Agreement with Trustees of Bohra Cemetery was being drafted. (iii) C.S. No. 38, the Deed of Transfer of this Government land was nearing completion.

2. Scheme 76, Lohar Chawl Gully Improvements Scheme, Cases Nos. L.A.Q. 113/1 to 113/36. C. S. Nos. 927, 928, 930 to 933, 940 to 942, 1117, 1124, 1126, 1127, 1129, 1130, 1137, 1138, 1139 to 1143, 1146, 1147, 1149, 1150, 1123 (Part), 929 (part), 943 (part), 937, 1135 (part), 1125(part), 1144(part), 1548 (part) and 1156 (part) of Mahim Division :—Awards in respect of all cases were declared. In some cases parties had gone in reference to High Court under Section 18 of the Land Acquisition Act but the cases did not come up on board till the end of the year.

## VII.—DISHOUSING AND REHOUSING.

It will be seen from the Appendix No. 14 that the number of tenements provided upto date in the *ex-Trust* estates including those erected by the Development Department and several mills exceeds the number of tenements demolished as shown below :—

(a) Tenements provided in Trust Chawls including 3 rooms & 2 rooms tenements & cottages at Matunga ... ..	10,644
(b) Tenements constructed under Municipal Housing Scheme ... ..	325
(c) Tenements provided in chawls erected by the Spring Mills, Century Mills, Kohinoor Mills, and the Devid Mills and in chawls erected by the Development Directorate on the <i>ex-Trust</i> estates and in the various Police Accommodation Schemes... ..	18,870
(d) Tenements constructed by the Housing Board in <i>ex-Trust</i> land .. ..	1,216
(e) Tenements provided in Semi-permanent sheds erected by the <i>ex-Trust</i> .. ..	3,967
(f) Tenements provided in the lessees buildings .. ..	43,049
Total ... ..	78,071
Less.—Tenements demolished ... ..	38,726
Excess of new tenements over demolished ones ... ..	39,345

## VIII.—NEW HOUSING SCHEMES.

(1) In addition to the tenements already constructed and mentioned in the previous year's report, the following new tenements were completed during the year under report :—

- (i) 120 Tenements at Dharavi.
- (ii) 192 Tenements at Hains Road.
- (iii) 96 Tenements at Mahalaxmi (Body Guard Line).
- (iv) 76 Tenements at Sukhlaji Street, Kanathipura.
- (v) 64 Tenements at Maratha Hospital Compound.
- (vi) 272 Tenements at Wadala.
- (vii) 110 Tenements at Vikhroli.

(2) New residential accommodation made available in the houses erected by lessees during the year comprised of 974 tenements.

(3) The management of 660 Semi-permanent rooms constructed by the Citizen's emergency Relief Committee on the Municipal and *ex-Trust* land for the housing of explosion victims continued to be vested in the Municipality. The demolition value of the structures payable to the City Emergency Relief Committee was approved and accepted by the Government and the Committee and the necessary funds had been provided in the budget for 1959-60 and steps for taking over possession of the Tenements are being taken.

(4) Housing for Squatters :—The number of Squatter families residing at Mankhurd and Jogeshwari Colonies was 2310 and 1841 respectively, as against 2252 and 1738 in the previous year. The site at Mankhurd Colony is being required by the Government of India for Atomic Energy Commission. Steps are therefore being taken to provide new colony for squatters at Govandi. The recoveries at both the colonies continued to be far from satisfactory owing to acute unemployment among the squatters. Legal action was started in selected cases where the squatters appeared to be of some means.

The recoveries of rent at both the colonies were Rs. 16,598 and Rs. 40,389 against the demand including arrears of Rs. 5,50,148 and Rs. 2,28,087 respectively.

The recoveries of rents of the Dormitory at Palton Road effected amounted to Rs. 53,552 during the year.

## IX.—DISPOSAL OF LANDS.

## (I) LONG LEASES.

The number of plots let during the year was 13. The total area of the land thus disposed of admeasures 20,953 square yards valued at Rs. 11,37,522/-. The total number of plots disposed of upto the end of 1959-60 after taking into account 1 Plot surrendered during the year was 4281 with an area of 6032483 square yards and valued at Rs. 12,62,86,372/- yielding an annual rent of Rs. 43,65,830/-. In respect of plots for which premium or commutation amounts had not been received, the rate at which ground rent was commuted was 22½ years' purchase of plots let before 23rd November 1920 and 18 years' purchase thereafter upto May 1948. From May 1948 the ground rent for the plots was charged at 5 per cent. per annum (instead of 6 per cent. per annum charged since 1920) on the value of land and the amount of commutation was fixed at 21 times the annual ground rent (vide Corporation Resolution No. 157 dated the 6th May 1948.) Where the period of commutation expired the lessees were allowed to commute at the rate of 28 times the annual ground rent reserved (vide Corporation Resolution No. 1031 dated the 11th February 1943) but commutation now is being discouraged.

The progress in the disposal of Trust lands on permanent basis during the year is shown in Appendix No. 2.

The details of leases in each estate are shown in Appendix No. 3.

The area of the land disposed of during the year under report shows an increase over the figures for the last year.

The amount received by way of commutation of ground rent and premium etc., during the year was Rs. 29,46,925.

The amount received by way of commutation of ground rent and premium since the amalgamation of the Improvements Trust with the Municipality are shown in Appendix No. 11.

A comparative statement showing the number of permanent tenancies with the demand and collection as on 31st March of the past four years is given in Appendix No. 4.

The percentage of 25.23 of arrears could be attributed mostly to the usual tendency on the part of the new Building Tenants to withhold payment of ground rent to the extent of the cash security deposited by them with a view to getting the same adjusted towards ground rent. The main items of arrears can be classified as under:—

	Rs.
(1) Ground rents withheld by lessees to the extent of their security deposits ... ..	1,42,076
(2) Ground rents in respect of plots occupied by Government of Bombay and Defence Department ... ..	1,64,584
(3) Ground rent in respect of properties vested in the Deputy Custodian of Evacuee Properties ... ..	52,865
(4) Ground rent in respect of plots against which disputes have been raised and their cases are under consideration ... ..	52,798
(5) Ground rent due from Western and Central Railways ... ..	14,633
Total ...	4,26,956

If these items are excluded, the arrears amount to Rs. 7.75 lacs which is equal to 16.28 per cent. of the amount for collection.

## SHORT LEASES

One lease was granted during the year as per details shown in Appendix No. 5.

The number of vacant land tenancies of both ex-Trust and Municipal estates was 4,692 at the close of the year. The demand for vacant land tenancies in ex-Trust estate for the year under report was Rs. 8,34,425 and the recovery was Rs. 5,61,480 inclusive of arrears.

The Collector of Bombay requisitioned large areas of land vacated by the Defence Department in Scheme 6, Sion, 52 and 58 Worli, for the Housing Commissioner and the Commissioner of Police. The rent charged for the land for these occupations came to Rs. 10,20,120 for the period ending 31st March 1960 at the same rate at which The Defence Department was paying. As the rates of compensation were still under consideration of the Collector of Bombay, no payment was received except for occupations in Scheme 6 for which rates were settled.

## X.—MANAGEMENT OF PROPERTY AND COLLECTION OF REVENUE.

## A.—Trust Section.

(a) *Chawls permanent*—The gross demand of 10,826 rooms including shops, godowns, looms, etc., in the chawls for the year was Rs. 15,78,762 as on 31st March 1960 against Rs. 14,73,957 at the end of the previous year. The increase is due to the construction of a new chawls at wadala and increase in General and Water Taxes.

The net demand for the year for all the chawls was Rs. 15,57,596 on account of the concessions allowed in rent to public bodies, Societies, Police Commissioner, etc. and some Harijan Tenants at Mazagaon chawls. The concessional rent includes the rents of rooms let out to the peons of the different departments in lieu of house-rent allowance and rent-free quarters allowed to 240 sweepers of this department. The revenue actually collected came to Rs. 15,19,809 which was equivalent to 73.55 per cent of the total outstanding including the previous arrears of Rs. 5,08,944.

The collections on account of rents from the permanent chawls during the year amounted to Rs. 15,19,899. Deducting there from the charge on account of outgoings amounting to Rs. 11,20,696 net income comes to Rs. 3,99,113.

The Capital expenditure incurred on the Chawls including the value of the land is Rs. 171.53 lacs. The Corporation have to pay interest and sinking fund charges at the rate of 4.61 per cent. per annum on the capital expenditure prior to 1919-1920 and 6.35 per cent. per annum on the expenditure incurred in subsequent years and 4.24 per cent. in respect of those constructed after 1950. This amounts to Rs. 9.81 lacs per annum (vide Appendix 13). After deducting the amount of net income from the amount of interest and sinking fund charges the accounts for the chawls show a loss of about Rs. 5,81,817.

In order to look after the work of the sanitation of the chawls, 175 members of the conservancy staff were appointed and this work was being supervised by the Mukadams and Chawl Superintendents in charge of each group of chawls.

Sanitary propaganda was carried on by means of instructions and posters on clean, and healthy living as was done in the previous years.

Schemes of awarding prizes for the maintenance of best sanitation in chawls sanctioned by the Corporation under their Resolution No. 533, dated the 9th August 1951 was continued during the year.

Bye-laws for maintaining sanitation, etc., at municipal chawls and buildings were enforced and fines aggregating to Rs. 115 were imposed and collected from the tenants for breaches of these rules. First Aid Sets and sick room requisites were maintained at 8 chawls-centres, Matunga Labour Camp, Dharavi and Mankhurd Colony.

(b) *Semi Permanent Sheds*:—The gross demand in respect of 3,967 rooms in the Semi-permanent sheds including the permanent ground floor rooms and sheds known as Labour Camps for the year, was Rs. 5,04,956. The net demand after excluding the amount of Rs. 477 for vacancies and Rs. 8,094 for concessional rent which was set off against the house rent allowance was Rs. 4,96,385 the revenue actually collected came to Rs. 4,56,056 which was equivalent to 72.09 per cent. of the total recoverable rent including arrears of Rs. 1,36,223 for the previous years.

*General remarks on chawls and Semi-permanent sheds*:—The average population in these chawls during the year 1959-60 was 81,010 as against 72,626 in 1958-59 and 72,509 in 1957-58, respectively while the corresponding figure for semi-permanent sheds including the Labour Camp were 46060, 44041 and 34,911 respectively. The death rate in the Ex-Trust chawls during the year was 4.90 per 1,000 against 4.28 and 3.5 in the previous years. These were exclusive of deaths not reported to the Chawl Offices as also of those that might have occurred outside the chawls in Hospitals, etc., Members of the inferior staff who were entitled to receive house-rent allowance continued to occupy rooms rent free in lieu thereof. Railway passes were issued at Municipal costs to such of the members of the inferior staff as were provided with rent-free quarters beyond one mile from their place of work. Pursuant to the Standing Committee Resolution No. 80, dated the 15th April 1946, 240 scavengers out of 437 belonging to the Department were allowed rent-free occupations and the remaining members were in receipt of house rent allowance.

The percentage of outgoings in respect of the chawls and semi-permanent sheds are shown in Appendix No. 6 on the basis of annual rental of Rs. 15,57,596 for chawls and Rs. 4,93,723 for semi-permanent sheds total outgoings being 76.10 per cent. and 73.65 per cent. respectively.

Amounts transferred to Rent Equalisation fund and Amenity fund were Rs. 1,78,174 and Rs. 59,391 respectively. The difference between the standard rents worked out on 5% of cost of land & 8½ per cent. of cost of construction of post war residential tenements and the subsidised rents, actually charged will be met from the Rent Equalisation Fund.

Revenue collected from tenements constructed for slum clearance was Rs. 2,65,264 against the demand of Rs. 3,13,127 inclusive of arrears. The tenements constructed under slum clearance (city) are shown in Appendix No. 15.

(c) *Acquired Premises*:—At the commencement of the year there were 544 acquired or surrendered buildings in charge of this department containing 5,158 tenancies. At the close of the year there were 5,147 tenements in 542 Buildings (the difference being due to demolition of 6 and addition of 4 structures during the year).

The gross demand of 5,147 tenements in the acquired and re-entered buildings was Rs. 9,78,876. After excluding the amount of Rs. 6,763 for vacancies and Rs. 3,051 for concessions in rent the net demand for the year was Rs. 9,69,062.

The Revenue actually collected amounted to Rs. 8,77,802 which was equal to 72.63 per cent. of the total recoverable amount including arrears of Rs. 2,39,311 for the previous years.

*Rawli Hill Camp*:—The gross demand of 869 tenements in old military hutments at Sion Koliwada, Rawli Camp was Rs. 69,830 and after excluding the amount of Rs. 255 for vacancies the net demand was Rs. 69,575. The recovery inclusive of arrears effected amounted to Rs. 60,261.

*Summary of Revenue*:—The total collections of revenue from permanent leases short leases and monthly tenancies can be seen from Appendix No. 7.

*Requisitioned Buildings*.—The management and Collection of rents in respect of 18 properties having 460 tenancies requisitioned from private landlords for A. R. P. purposes were continued to be looked after by this department. The demand in respect of these tenancies for the year was Rs. 69,321 and the recovery was Rs. 69,734 which was equal to 69.37 per cent. of the total recoverable amount including arrears of Rs. 312,06.

Seven rooms in Anand Bhuvan, etc., have been released to the owners during the year under report. As regards other requisitioned buildings efforts were being made to hand over the possession to the owners by providing alternate accommodation to the occupants.

*Tenements constructed for the explosion victims* :—660 tenements constructed at Arthur Road, Fergusson Road and at Wadala Road for explosion victims were being continued to be managed by this department. The rents collected were being credited to a separate head of account and expenditure incurred for the collection and maintenance including the payment of assessment, etc., was being met from the same account. The demand in respect of these properties for the year was Rs. 84,597. A sum of Rs. 82,949 was recovered out of the total dues including the arrears and current demand aggregating to Rs. 93,580.

During the year under review the demand and recovery of taxes aggregated to Rs. 1,18,179 and Rs. 88,168 respectively. The arrears due for collection at the close of the year stood at Rs. 5,34,702.

## B.—MUNICIPAL SECTION.

### Temporary Leases.

Details of the total collection of revenue in respect of municipal properties under Budget 'A' are shown in Appendix No. 8.

## XI.—LEGAL.

During the year 495 ejection suits were filed against the tenants for subletting the rooms also for arrears of rent, taxes, etc. The corresponding figures for such suits during the previous five years, from 1954-55 were 1922, 1410, 1360, and 878 and 907 respectively.

One claim Suits was filed during the year under report.

An expenditure of Rs. 15,819.15 was incurred during the year for filing the suits. A sum of Rs. 13,135.71 was recovered towards Court Costs. Some of the suits are still proceeding in the court.

15 New suits were filed in the High Court or City-Civil Court during the year under report.

## GENERAL

(1) *Construction of additional floors on buildings on leasehold plots and motor garages, retention of temporary structures etc., in the compulsory open spaces of leasehold plots* :—During the year under review, permissions were granted as detailed in the appendix No. 9 for different purposes stated therein.

(2) *Checking encroachments, etc., on compulsory open spaces* :—In about 203 cases the lessees of plots in trust Estates were found to have made encroachments on compulsory open spaces and had allowed change of user in their properties. In all such cases, actions to remedy such irregularities were in progress and in few cases where they were considered to be technical in nature they were got regularised by recovery of extra premium or ground rent.

(3) *Plots unbuilt upon* :—At the end of the year about 244 plots the possession of which was already given to the parties were lying vacant as they could not start construction work on account of scarcity of building materials and their prohibitive-prices. There were also about 403 plots admeasuring 6,07,297 square yards agreed to be leased but possession of which could not be handed over to the Building Tenants either on account of temporary lettings standing thereon or due to want of proper access for drainage arrangements. The annual ground rent of them would amount to Rs. 9,05,605.

(4) The Corporation by their Resolution No. 793, dated 8th October 1959 have directed not to entertain proposals for transfers of vacant plots. However, transfers to the Co-operative Housing Societies are not to be objected to. In case of individual transfers, the proposal is to be considered only after the transferee is prepared to give an undertaking that he would construct on the plot within 18 months from the date of sanction of the Improvements Committee to the said transfer, failing which, he would be required to surrender the plot to the Corporation without claiming any compensation or damages.

(5) *Reorganisation* :—Further implementation of the recommendations made by Messrs. Ibcons Ltd. on the reorganisation of this department in their Reports No.s 21 and 22 was continued during the year.

Progress of implementation is indicated in the management control indices furnished in Appendix No. 10.

S. M. POSTWALA  
Estate Agent and Land Manager.

## APPENDIX No. 1.

Statement showing the total areas of developed and Undeveloped lands in the Ex-Trust Estates.

Change in	As at the	As at the
	beginning of 1959-60	end of 1959-60
	Square yds. thousands	square yds. in thousands
<b>DEVELOPED LAND</b>		
Area permanently leased ...	5,818	5,839
Area of Trust Chawls Sites ...	190	190
Area Sold ...	009	009
Area reserved for a Municipal Market ...	002	002
Area yet to be permanently leased ...	148	127
Total ...	6,167	61,67
Rent of permanently leased area (in rupees in thousands) ...	4,331	4,387.8
<b>UNDEVELOPED LAND</b>		
Area of land ...	5,197	5,197
Cost of its acquisition (in rupees in thousands) ...	18,709	18,709

## APPENDIX No. 2.

Statement showing the disposal of Ex-Trust lands during the year 1959-60.

Particulars.	No. of Plots.	Area in sq. yds.	Capital	Annual
			Value	Rent.
			Rs.	Rs.
Plots leased on —				
I Rental Basis ...	13	20,953	11,37,522	56,857
II Premium basis... ..	...	...	...	...
Total plots disposed of ...	13	20,953	11,37,522	56,857
Plots disposed of in 1959-60 or earlier but surrendered to the Municipality ...	1	2,447	79,264	3,964
	12	18,476	10,58,258	52,893
Corresponding figures for —				
1958-59 ...	5	3,971	3,25,484	15,629
1957-58 ...	6	20,227	5,68,650	28,434
1956-57 ...	23	28,892	7,69,822	38,359

## APPENDIX NO. 3.

Number of Plots disposed of in the different Ex-Trust Estate during 1959-60.

Estate	No. of Plots.	Area in sq. yds.	Capital	Annual	Premium
			Value.	Rent.	received or receivable
			Rs.	Rs.	
Sewri Wadala ...	2	9,581	2,91,040	14,532	...
Worli ...	8	9,781	7,78,432	38,923	...
Dharavi ...	2	1,150	46,000	2,300	...
Sion ...	1	441	22,050	1,102	...
Total ...	13	20,953	11,37,522	56,857	...

## APPENDIX No. 4

Comparative statement of demand, Collection etc. in respect of permanently leased plots.

Particulars.	1957	1958	1959	1960
(1) Number of Tenancies ...	3,371	3,411	3,445	3,473
(2) Opening balance of arrears in lacs of rupees ...	8.29	9.64	10.86	12.31
(3) Demand for the year in Lacs of rupees ...	34.56	34.78	35.43	35.28
(4) Total demand including arrears in lacs of rupees ...	42.85	44.42	46.29	47.59
(5) Amount collected in lacs of rupees ...	33.21	33.56	33.04	35.68
(6) Percentage of collection to the demand including arrears ...	77.50	75.55	72.85	74.97
(7) Percentage of collection to the demand for the year ...	96.09	96.49	93.27	101.13
(8) Percentage of arrears to amount for collection ...	22.50	24.44	26.59	25.23



## APPENDIX No. 5.

Statement of short leases granted during 1959-60. in respect of Municipal and Ex-Trust plots.

Serial No.	Name of the tenant	Locality	Area sq. yds.	Period.
5	B.E.S. & T. Undertaking Bombay	Scheme 57, Opp : Plot No. 82 North, Sewri Wadala North Estate.	100	20 years.

## APPENDIX No. 6.

Statement of percentages of outgoings in respect of chawls and S. P. Sheds.

Particulars.	Parmanent chawls.		Permanent ground floor rooms & S. P. Sheds.	
	1958-59	1959-60	1958-59	1959-60
Sanitary Staff ... ..	13.20	13.16	16.33	17.81
Pumpmen ... ..	0.24	0.23	...	...
Cost of Management & Establishment ...	7.50	7.50	7.50	7.50
Municipal Rates and Taxes ... ..	20.37	22.16	25.62	21.49
Repairs and Maintenance including lighting ... ..	28.41	33.05	28.98	26.85
Vacancies ... ..	...	..	...	...
Total ... ..	69.72	76.10	78.43	73.65

## APPENDIX No. 7.

Summary of Revenue of 'B' Budget properties for 1959-60.

Particulars.	COLLECTION OF REVENUE.		
	Permanent	Temporary	Total
	Rs.	Rs.	Rs.
Demand for the year ... ..	35,28,683	39,86,994	75,15,677
Arrears ... ..	12,31,100	30,94,178	43,25,278
Total ... ..	47,59,783	70,81,172	1,18,40,955
Amount collected ... ..	35,68,639	35,61,521	71,30,160
Variations in demand for the previous year carried during the year. ...	+10,777	+26,329	+37,106
Amount written off ... ..	...	80,239	80,239
Arrears as on 1st April 1960 ... ..	12,01,921	34,65,741	46,67,662
Arrears as on 1st April 1959 ... ..	12,31,100	30,94,178	43,25,278
Arrears as on 1st April 1958 ... ..	10,86,319	27,67,685	38,54,004

Note:—Figures in appendix No. 7 are subject to reconciliation.

## APPENDIX No. 8.

Summary of Revenue of 'A' Budget properties for 1959-60:—

Particulars.	REVENUE		
	Permanent.	Temporary.	Total.
	Rs.	Rs.	Rs.
Demand for the year ... ..	1,14,927	9,98,386	11,13,313
Arrears ... ..	66,474	2,95,221	3,61,695
Total ... ..	1,81,401	12,93,607	14,75,008
Amount collected ... ..	1,19,211	9,86,167	11,05,378
Variation in demand for the previous year carried during the year ...	-334	+2,772	+2,438
Amount written off ... ..	...	107	107
Arrears as on 1st April 1960 ... ..	61,856	3,10,105	3,71,961
Arrears as on 1st April 1959 ... ..	66,474	2,95,221	3,61,695
Arrears as on 1st April 1958 ... ..	85,016	2,83,306	3,68,322

Note.—Figures in appendix No. 8 are subject to reconciliation.

## APPENDIX No. 9.

Statement of Permission granted in respect of leased plots for 1959-60:—

Description.	No. of Proposals.	Premium.	Ground Rent.
		Rs.	Rs.
Motor Garages	55	63,185	2,908
Additional Floors	102	1,97,103	6,205
Changes of Users*	20	14,927	6,029
Miscellaneous proposals such as encroachments sitting out places Basement floors, Canopies, temporary structures, Gallery projections, Rewas projections ofla projections, lofts etc. etc.**	230	1,77,498	1,706

\* Including 7 proposals free of extra charge.

\*\* " 3 " " "

## APPENDIX No. 10.

Progress of Implementation of Messrs. Ibcn's Reports No. 21 and 22—

Period.	Actual Staff	Standard Staff.	Index.
Reference—	799	562	70.3
March 1953	782	562	71.8
March 1954	712	562	78.9
March 1955	705	562	80.0
March 1956	668	563	84.0
March 1957	658	563	85.0
March 1958	631	563	89.2
March 1959	631	563	89.2
March 1960	636	564	88.7

## APPENDIX No. 11 Capital Account. Figures in Lakhs.

Particulars	1956-57		1957-58		1958-59		1959-60	
	In the year.	To end of the year.	In the year.	To end of the year.	In the year.	To end of the year.	In the year.	To end of the year.
<b>RECEIPT.</b>								
Loan	19.28	1,756.18	27.38	1,783.56	...	1,783.56	50.00	1,833.56
Discount or Premium	-0.19	-14.39	-0.62	-15.01	...	-15.01	...	-15.01
Sale Proceeds	12.30	701.54	4.76	706.30	10.41	716.71	29.92	746.63
Appropriation from General Account	-4.56	-215.22	+7.01	-208.21	-.09	-208.30	+2.53	-205.77
Special contribution from Government...	...	59.00	...	59.00	...	59.00	...	59.00
Release of Debentures lodged with Govt.	...	42.60	...	42.60	...	42.60	...	42.60
Extraordinary receipts	...	25.10	...	25.10	...	25.10	...	25.10
Miscellaneous	...	...	...	...	...	...	...	...
<b>Total</b>	<b>26.83</b>	<b>2,354.81</b>	<b>38.53</b>	<b>2,393.34</b>	<b>10.32</b>	<b>2,403.66</b>	<b>82.45</b>	<b>2,486.11</b>
<b>EXPENDITURE</b>								
<b>I.—On Govt. and Municipal Property—</b>								
Schedule 'W'	...	13.50	...	13.50	...	13.50	...	13.50
Do. 'X'	...	16.20	...	16.20	...	16.20	...	16.20
Do. 'Y'	...	4.70	...	4.70	...	4.70	...	4.70
Police Accommodation Schemes	...	91.60	...	91.60	...	91.60	...	91.60
<b>Total</b>	<b>...</b>	<b>126.00</b>	<b>...</b>	<b>126.00</b>	<b>...</b>	<b>126.00</b>	<b>...</b>	<b>126.00</b>
<b>II.—On the Trust own acquired lands—</b>								
Cost of Management and Estab.	2.33	212.85	2.07	214.92	3.90	218.82	5.12	223.94
Acquisition of land	3.15	988.56	5.91	994.47	6.20	1,000.67	9.97	1,010.64
Chawls	5.60	197.29	4.97	202.26	17.30	219.56	24.22	243.78
Roads	6.70	519.23	6.28	525.51	14.50	540.01	11.51	551.52
Other works	2.02	58.29	4.55	62.84	7.71	70.55	8.13	78.68
Mill companies chawls	...	7.70	...	7.70	...	7.70	...	7.70
<b>Total</b>	<b>19.80</b>	<b>1,983.92</b>	<b>23.78</b>	<b>2,007.70</b>	<b>49.61</b>	<b>2,057.31</b>	<b>58.95</b>	<b>2,116.26</b>
<b>III.—Miscellaneous—</b>								
Office Buildings	...	4.50	...	4.50	...	4.50	...	4.50
Other items	...	12.30	...	12.30	...	12.30	...	12.30
<b>Total</b>	<b>...</b>	<b>16.80</b>	<b>...</b>	<b>16.80</b>	<b>...</b>	<b>16.80</b>	<b>...</b>	<b>16.80</b>
<b>IV.—Disposal of Profits</b>								
<b>V.—Debentures lodged with Govt.</b>								
<b>VI.—Repayment of Loan</b>								
	16.48	114.93	29.44	144.37	...	144.37	...	144.37
<b>Total</b>	<b>36.28</b>	<b>2,284.25</b>	<b>53.22</b>	<b>2,337.47</b>	<b>49.61</b>	<b>2,387.08</b>	<b>58.95</b>	<b>2,446.03</b>
<b>Balance</b>	<b>9.45</b>	<b>70.56</b>	<b>14.69</b>	<b>55.87</b>	<b>39.29</b>	<b>16.58</b>	<b>23.50</b>	<b>40.08</b>

APPENDIX No. 12

Analysis of General Account

(Figures in columns 2 to 12 shown in lakhs.)

Year.	RECEIPTS						EXPENDITURE					Balance appropriated Capital account.	REMARKS.
	Rents.	Municipal contribution.	Share of tobacco duty.	Interest on investment.	Miscellaneous.	Total.	Maintenance.	Municipal rates and taxes.	Interest and sinking fund.	Miscellaneous.	Total.		
(1)	(2)	(3)	(3A)	(4)	(5)	(6)	(7)	(8)	(9)	(10)	(11)	(12)	(13)
	Rs.	Rs.	Rs.	Rs.	Rs.	Rs.	Rs.	Rs.	Rs.	Rs.	Rs.	Rs.	
1898-1899	1.9	...	...	...	...	1.9	1.1	...	...	...	0.1	1.8	
1899-1900	0.7	...	...	0.8	...	1.5	0.2	0.2	...	...	0.4	1.1	Rent received in 1898-99 was mainly rent under Schedule 'Z'
1900-1901	0.9	4.8	...	1.6	...	7.3	0.3	0.2	2.2	...	2.7	4.6	
1901-1902	1.2	4.8	...	1.5	...	7.5	0.4	0.2	2.5	...	3.1	4.4	
1902-1903	1.4	5.0	...	3.5	...	9.9	0.4	0.2	4.1	...	4.7	5.2	
1903-1904	2.6	3.5	...	2.3	...	8.4	0.4	0.4	5.7	0.1	6.6	1.8	
1904-1905	5.8	2.0	...	2.7	...	10.5	0.7	0.9	8.1	0.1	9.8	0.7	
1905-1906	9.7	2.5	...	1.9	...	14.1	1.4	1.3	10.1	0.1	12.9	1.2	
1906-1907	8.5	3.0	...	2.1	0.1	13.7	1.9	1.1	11.2	0.1	14.3	-0.6	
1907-1908	8.1	3.6	...	2.4	0.1	14.2	2.2	1.0	12.1	0.1	15.4	-1.2	
1908-1909	9.4	4.5	...	1.2	0.1	15.2	2.5	0.8	13.0	0.1	16.4	-1.2	
1909-1900	11.4	7.8	...	1.5	0.2	20.9	*3.3	1.0	16.0	0.1	20.4	0.5	*Includes interest paid to Government and the Municipality under Section 68 (1) of the old Act as shown below :-
1910-1911	14.4	8.9	...	1.5	0.1	24.9	*3.1	1.0	19.1	0.1	23.3	1.6	
1911-1912	16.6	8.6	...	2.2	0.1	27.5	*3.0	1.3	20.2	0.1	24.6	2.9	
1912-1913	18.0	9.2	...	2.0	...	29.2	*2.7	1.0	20.5	0.1	24.3	4.9	
1913-1914	20.9	9.3	...	2.5	...	32.7	*2.4	1.2	21.4	0.3	25.3	7.4	
1914-1915	23.0	9.8	...	1.5	0.1	34.4	2.7	1.5	22.4	0.3	26.9	7.5	
1915-1916	24.8	10.2	...	1.5	...	36.5	2.9	1.6	23.8	0.3	28.6	7.9	
1916-1917	27.2	11.0	...	2.5	0.1	40.8	3.1	1.7	25.8	0.2	30.8	10.0	
1917-1918	29.8	11.0	...	2.9	0.1	43.8	3.6	1.7	25.6	0.2	31.1	12.7	
1918-1919	33.2	11.5	...	2.0	0.1	46.8	3.6	2.0	25.2	0.2	31.0	15.8	
1919-1920	35.7	15.2	...	1.7	0.2	52.8	3.7	2.2	24.1	0.6	30.6	22.2	
1920-1921	37.5	15.7	...	5.4	0.5	59.1	4.0	2.4	29.4	1.0	36.8	22.3	
1921-1922	43.4	15.8	...	5.4	0.4	65.0	6.4	2.9	52.6	0.6	62.5	2.5	
1922-1923	45.0	17.9	...	4.9	0.1	67.9	7.9	3.5	64.1	-0.5	75.0	-7.1	
1923-1924	44.2	19.1	...	7.6	0.2	71.1	9.6	3.2	74.2	0.6	87.6	-16.5	
1924-1925	50.5	20.2	...	6.4	0.4	77.5	9.0	4.4	80.6	0.6	94.6	-17.1	
1925-1926	48.7	22.3	...	6.8	0.2	78.0	8.6	3.4	93.7	0.2	105.9	-27.9	
1926-1927	49.5	22.4	...	7.2	3.2	82.3	9.6	3.6	90.5	-0.3	103.4	-21.1	
1927-1928	48.5	23.1	...	6.3	2.3	80.2	11.3	3.8	90.2	...	105.3	-25.1	
1928-1929	47.6	23.0	...	3.8	1.0	75.4	10.6	2.7	90.4	...	103.7	-28.3	
1929-1930	51.0	22.9	...	2.7	0.1	76.7	10.2	2.9	89.3	...	102.4	-25.7	
1930-1931	50.2	23.1	...	2.7	0.2	76.2	10.2	3.4	92.1	...	105.7	-29.5	

Year.	Government. Rs.	Municipality. Rs.	Total. Rs.
1909-10	65,350	41,241	1,06,591
1910-11	46,440	37,841	84,281
1911-12	61,858	37,276	99,134
1912-13	68,194	37,431	1,05,625
1913-14	54,644	27,668	82,312
Total	2,96,486	1,81,457	4,77,943

\* Includes an amount of Rs. 1.23 lakhs still to be adjusted.

1931-1932	49.3	23.5	...	1.4	0.1	74.3	10.5	3.3	4.3	...	108.1	-33.8
1932-1933	49.3	23.5	7.4	1.1	0.1	81.4	11.8	3.0	96.5	...	111.3	-29.9
1933-1934	49.2	32.9	11.4	3.9	...	97.4	7.5	4.4	98.2	...	110.1	-12.7
1934-1935	50.9	33.4	10.9	3.3	...	98.5	9.6	4.2	98.6	...	112.4	-13.9
1935-1936	50.3	33.4	9.8	2.8	0.1	96.4	9.5	3.8	102.3	20.8	136.4	-40.0
1936-1937	51.2	32.2	11.8	4.9	0.2	100.3	10.3	3.6	85.2	...	99.1	+1.2
1937-1938	50.6	34.4	12.4	4.6	0.6	102.6	10.5	3.3	83.1	...	96.9	+5.7
1938-1939	52.0	34.3	10.4	4.2	0.4	101.3	15.0	3.2	80.9	...	99.1	+2.2
1939-1940	53.5	37.1	9.9	3.4	0.4	104.3	16.1	3.4	80.2	...	99.7	+4.6
1940-1941	52.5	35.7	5.4	3.9	0.6	98.1	18.1	3.6	80.3	...	102.0	-3.9
1941-1942	52.3	36.9	10.0	4.0	0.3	103.5	14.3	3.4	80.0	...	97.7	+5.8
1942-1943	54.2	24.7	4.1	4.0	0.3	87.3	14.4	3.2	79.6	6.3	103.5	-16.2
1943-1944	54.7	26.3	10.0	4.0	0.4	95.4	15.2	3.2	79.5	...	97.9	-2.5
1944-1945	60.0	27.3	10.0	4.4	0.3	102.0	17.3	4.1	78.1	...	99.5	+2.5
1945-1946	60.3	28.4	7.5	4.3	0.5	101.0	20.0	4.4	77.6	...	102.0	-1.0
1946-1947	60.1	30.0	8.6	4.7	0.3	103.7	23.1	4.6	76.6	...	104.3	-0.6
1947-1948	67.9	30.0	9.2	5.5	0.3	112.9	24.2	4.4	77.1	...	105.7	+7.2
1948-1949	59.0	31.7	2.0	5.4	0.6	98.7	31.0	4.7	77.0	...	112.7	-14.0
1949-1950	60.7	32.9	10.0	5.9	0.7	110.2	29.8	4.7	76.3	...	110.8	-6
1950-1951	59.4	34.6	10.0	5.8	0.5	110.3	32.1	4.9	77.4	...	114.4	-4.1
1951-1952	60.8	36.3	10.0	5.8	0.6	113.5	28.5	5.9	76.5	...	110.9	+ 2.6
1952-1953	63.58	35.84	7.42	5.32	.73	112.89	33.8	9.1	75.89	...	118.79	-5.9
1953-1954	68.13	36.99	10.0	5.25	0.66	121.03	37.49	7.5	76.15	...	121.14	-.11
1954-1955	71.83	39.62	10.0	5.07	.83	127.35	40.42	7.37	75.95	...	123.74	+3.61
1955-1956	68.61	39.89	6.38	3.78	.64	119.30	45.86	2.45	75.62	...	123.93	-4.63
1956-1957	63.68	43.75	5.00	4.10	.93	122.46	44.46	7.38	75.19	...	127.03	-4.57
1957-1958	67.24	44.53	14.56	4.39	.26	130.98	40.14	7.71	76.12	...	123.97	+7.01
1958-1959	67.22	46.04	7.56	2.86	.38	124.06	41.58	6.65	75.92	...	124.15	-.09
1959-1960	69.78	47.44	7.64	1.95	.70	127.51	41.31	7.85	75.82	...	124.98	+2.53
Total to the end of 1959-1960.	2524.57	1365.30	249.36	221.02	22.33	4382.58	835.86	198.01	3522.16	32.4	4588.43	-205.85

APPENDIX  
Particulars of Municipal (Improvements) Chawls Cost, Net Annual Returns

Serial No.	Name of the Chawl.	Year in which the site of chawls appropriated or construction of chawls	Total area of the site of chawls sq. yds.	Rate per sq. yd. as in the year given in column 3.	Value of the site (Cols. 4 & 5)	Constructional cost of the chawls including 7½ per cent. for management and establishment	Cost of work value of the and management and establishment charges (columns 6 and 7).	Interest and Sinking Fund charges on Capital outlay at 4.61 per cent. on column 8 up to 1919 and thereafter at 6.35 per cent.	Gross annual rent.	Annual profit or loss—e, 23.90 per cent of column 10-9.
(1)	(2)	(3)	(4)	(5)	(6)	(7)	(8)	(9)	(10)	(11)
1	1-4 Agripada A Chawls	1900	Sq. Yds. 7,285	Rs. 8	Rs. 50,995	Rs. 1,85,505	Rs. 2,36,500	Rs. 10,903	Rs. 37,040	Rs. -2,051
2	5-16 Agr pada B Chawl	1903	11,925	6	81,550	5,41,639	6,13,189	28,269	92,099	-6,258
3	31-32 } 38-40 } Agripada C Chawl 45-46 }	1903	7,251	6	37,506	2,79,182	3,16,688	14,599	47,535	-3,239
4	19-24 Chandanwadi Chawls	1904	9,664	15	1,44,960	3,76,915	5,21,875	24,059	89,851	2,585
5	25-27 } 29, 30 & 31 } Imamwada A Chawls	1905	13,442	13.8	1,81,467	4,98,562	6,80,029	31,349	89,254	-10,018
6	50 Imamwada B Chawl	1905	949	13.8	12,811	19,368	32,179	1,483		
7	33-37 Mandvi-Koliwada Chawls	1908	4,169	75	3,12,675	2,76,040	5,88,715	27,140	84,566	-6,929
8	52 Workmen's Cottages, Matunga	1905	944	5	4,720	12,083	16,803	774	1,704	-367
9	17-18 Nagpada A Chawls	1903	2,569	7	17,983	8,258	1,00,341	4,676	16,548	722
10	39 Nagpada A Chawl	1904	2,099	7	14,693	19,776	1,14,469	5,277	16,909	-1,236
11	28 Princess Street Chawls	1907	1,480	30	44,400	42,412	86,812	4,002	8,739	-1,914
12	42-44 } 47-49 } Suparibaug Chawls	1910	8,081	4.8	36,364	3,39,878	3,76,242	17,345	51,646	-5,002
13	52-57 Chinhe Bunor Chawls	1913	8,496	26.66(d)	2,26,560(a)	3,79,622	6,06,182	27,945	70,464	-11,105
14	86-95 Cottage Blocks (old)	1920	2,780	10	27,800	36,069	63,869	4,056	4,098	-3,077
15	58-61 Clerk Road Chawls	1921	4,181	15	72,715	4,39,814	5,02,529	31,911	42,762	-21,691
16	62 Pais Street Chawls	1921	3,419	15	51,285	1,70,863	2,22,148	14,106	17,323	-9,966
17	63-66 Mominpura Cha(l)s (Old)	1921	7,760	15	1,16,400	4,31,655	5,48,055	34,801	33,452	-26,806
18	67-72 Three room tenements, Scheme 5	1922	5,609	...	33,654	2,64,717	1,98,371	18,946	18,982	-14,410
19	73-78 Two room tenements, Scheme 6	1922	4,234	6	25,404	2,91,972	3,17,376	20,153	23,300	-14,585
20	79-85 Cottage Blocks (new)	1922	7,808	6	46,848	69,312	1,16,160	7,376	3,693	-6,494
21	Blocks, 1-19 Bellasis Road Chawls	1922	35,704	19	6,78,376	25,75,065	32,53,441	2,06,594	2,13,147	-1,55,652
22	1-16 Mazgaon Chawls	1922	29,081	10	2,90,810	21,77,079	24,67,889	1,56,711	1,51,235	-1,20,566
23	1 Mominpura Chawls (New)	1923	3,911	20	78,220	3,14,276	3,92,496	24,923	30,640	-17,601
24	1-23 Love Lane Chawls	1925	13,367	18.8	2,47,289	11,36,407	13,83,696	87,865	1,28,332	-57,194
25	1-10 Syednam Road Chawls	1925	12,795	16	2,04,720	7,78,071	9,82,791	62,407	81,415	-42,949
26	1-2 Palton Road Chawls	1940	3,255	25	81,365	2,32,503	3,13,878	19,931	79,804	-858
27	3 Palton Road Chawls	1952	1,856	50	92,777	3,48,544	4,41,321	28,024		
28	A-J Sewri Chawls	1955	6,643	25	1,66,075	5,06,514	6,72,589	28,120	53,408	-15,356
29	Naigaum Chawl	1957	40.21	40	160,840	5,59,481	7,20,321	29,110	34,038	-20,975
30	Sion Chawl	1958	1,109	40	44,360	1,40,842	1,85,202	7,997	11,658	-2,211
31	Wadala Chawls	1959	...	40	...	...	...	...	45,115	...
Total			2,24,887	...	35,65,622	1,35,87,802	1,71,53,434	9,80,802	15,78,757	-5,81,817

a) Rs. 8-0-0 for 8 larger rooms (double rooms having partition inside A—Includes rooms rent free in li. Sweepers.  
 b) Represents looms. B—Rooms used for Office and Stores.  
 c) This figure represents the value of Rs. 20 per sq. yd. of the site situated between the 25 road and the Railw. and measuring 5,664 sq. yds. C—do temporarily occupied by Schools.  
 d) This figure is arrived at by dividing by 8,496 yds. E—do do do. Shops.  
 F—do do do. Gymnasium.  
 G—do do do. Godowns.

z Calculated at 4.24 per cent.

## APPENDIX

## Statement showing dishousing and rehousing operations on the Trust

YEAR.	NUMBER OF TENEMENTS DEMOLISHED UP TO THE END OF THE YEAR				NUMBER OF TENEMENTS PROVIDED UP-TO								
					MUNICIPAL BUILDINGS.			(1) IN POLICE ACCOMMODATION SCHEMES (2) IN POORER CLASSES ACCOMMODATION SCHEMES (3) BY MILL COMPANIES AND (4) IN B. D. D. CHAWLS					
	One room.	Two rooms.	Larger.	Total Col. (2) to (4)	Perman-ent chawls.	S. P. Sheds.	Total Col. (6) and (7).	One room.	Two room.	Larger.	Servants quarters.	Total Col. (9) to (12).	
(1)	(2)	(3)	(4)	(5)	(6)	(7)	(8)	(9)	(10)	(11)	(12)	(13)	
1898-99 to 1957-58	29,549	5,481	3,671	38,701	10,779	4,087	14,866	18,198	160	349	163	18,870	
1958-59	18	...	...	18	24	...	24	...	...	...	...	...	
1959-60	7	...	...	7	112	—65*	112	...	...	...	...	...	
Total	29,574	5,481	3,671	38,726	10,915	4,021	14,936	18,198	160	349	163	18,870	

\* Demolished during the year.

Number of tenements, full letting value and permissible actual population.

Percentage of net annual return 23.90 of col. (10) of capital cost (col. 8).	Total Number of rooms Columns 18+19.	Number of floors including ground floor.	Floor area of tenements including verandah.	Rent per room as on 31-3-1960 inclusive of increase in taxes.		Economic rent Exclusive of increase in taxes.	Number of rooms living purposes.	Number of rooms let for Shops, Godowns, or Municipa purposes.	Total population	Equivalent Adults.	Maximum permissible population in adults.		Population per acre in largest groups per column No. 20
				Sq. ft.	Rs. pP.						Population per tenement.	Total population.	
(12)	(13)	(14)	(15)	(16)	(17)	(18)	(19)	(20)	(21)	(22)	(23)	(24)	
3.74	312	3	175	7 49	8 14 0	276	1-B, D & 20	2,266	2,097	5	1,375	2,243	
3.59	658	4	110	10 40	7 10 0	926		6,580	6,201	5	3,708		
3.59	288	4	142	6 45	8 1 0	414	18-E	2,954	2,658	5	2,065	2,318	
4.12	433	4	177	7 75	8 12 0	633	2-D, 9-E	4,630	3,024	5	2,656		
3.14	674	4	125	8 95	10 6 0	846	2-B, 4-C & 5-D	4,500	3,870	5	3,380	1,512	
...	857	4	135	11 93	9-13, 10-1, 10-5	30		...	...	...	...		
...	30	4	160	8 31	Rs. 9-13	222	30-E, 26-G	3,638	3,437	5	1,111	4,225	
...	278	4	176	9 96	10-1, 10-5	...	...	...	...	...	...		
3.43	15	1	120	10 83	12 7 0	...	...	...	...	4 1/2	67 1/2	...	
2.42	144	4	148	9 36	9 10 0	144	...	2,459	2,226	5	720	2,550	
3.94	144	4	160	11 24	9 10 0	144	...	...	...	...	504		
3.53	64	4	136	8 64	14 2 0	64	...	579	495	4	256	...	
2.41	481	4	176	10 35	9 4 0	479	1-B, ...	4,450	3,475	4 1/2	2,155 1/2	...	
3.28	405	2	176	7 76	13 6 0	372	33-G	3,090	2,610	3 1/2	430	1,750	
2.78	14	1	275	9 30	38 0 0	...	...	...	...	5	70		
1.53	325	4	176	10 09	13 12 0	320	4-E	6,997	5,501	5	1,600	...	
2.03	134	4	175	12 82	15 13 0	131	1-F, ...	1,622	1,371	5	655	...	
1.86	246	4	175	11 24	13 8 0	241	6-D	2,198	1,834	5	1,200	1,370	
1.46	(b) 160	3	562	40 27	Rs. 55, 60, & 65	...	...	...	...	...	...		
2.29	36	3	338	46 84	Rs. 35, 33, 32	...	...	...	...	...	...	...	
1.75	72	3	325	22 81	35	...	...	...	...	...	...	...	
0.76	1,549	1	176	29 47	Rs. 16-5, 18-6, 17-14	1,513	20-C, 7-D & 9-E	9,035	7,829	5	7,565	...	
1.57	1,305	4	176	10 66	Rs. 15-6, 15-14	1,263	36-C, 4-D & 7-E	9,454	7,942	5	6,500	...	
1.46	234	...	176	12 83	13 8 0	227	...	1,489	1,203	5	640	...	
...	(b) 54	...	176	9 46	Rs. 15-9, 16-1, 16-9, 17-1, 17-9	792	6-D, 22-E, & 1-F	...	...	5	1,336 01	2,715	
1.87	821	4	176	10 66	...	...	...	...	...	...	...		
2.22	391	4	176	12 38	Rs. 15-7, 16, 16-8, 32, 33, 35	387	1-B, 1-D & 1-E	7,500	5,750	5	125	...	
1.98	156	4	180	26 74	Rs. 15-7, 16, 16-8	125	24-E, 7-G	3,416	2,883	5	630	...	
6.08	86	4	180	10 38	Rs. 35	76	4-E, 6-G	2,581	2,381	...	...	...	
1.90	194	2	180	11 09	Rs. 35	194	...	960	650	...	...	...	
1.13	120	4	190	26 03	Rs. 36-10	120	...	560	400	...	...	...	
1.50	24	4	237	27 06	Rs. 49-20	24	...	112	80	...	...	...	
...	112	4	273	22 91	Rs. 35	82	26E	...	...	...	...	...	
...	10 714	...	...	24 20	...	...	...	...	...	...	...	...	

\* 5-B, 61-C, 35-D, 180-E, 4-F, 72-G.

14.

Estates since the commencement of the Trust.

THE END OF THE YEAR					NET ADDITION (+) OR REDUCTION (-)							
IN LESSEES' BUILDINGS					One room cols. 8+9+14.	Two rooms cols. 10+15.	Larger cols. 11+16.	Servants' quarters cols. 12+17.	Grand Total cols. 19 to 22.	In the year cols. 23-5.		To end of the year.
One room.	Two rooms	Larger.	Servants' quarters.	Total cols. 14 to 17						In the year	To end of the year.	
(14)	(15)	(16)	(17)	(18)	(19)	(20)	(21)	(22)	(23)	(24)	(25)	
18,133	9,493	12,601	2,221	42,448	51,197	9,653	12,950	2,384	76,184	37,483	37,483	
2	185	656	...	843	26	185	656	...	867	849	849	
1	156	817	...	974	47	156	817	...	1,020	1,013	1,013	
18,136	9,834	14,074	2,221	44,265	51,270	9,994	14,423	2,384	78,071	39,345	39,345	

## APPENDIX NO. 15.

## Statement of tenements constructed for Slum Clearance Scheme (City).

Serial No.	Locality.	Year of Construction.	No. of structures.	Number of Tenements.		Subsidised rents Charged.	Standard Rent.	
				Residential.	Shops Godowns.			
<b>Municipal Scheme :—</b>							Rs. nP.	Rs. nP.
1	Palton Road Chawl No. 4	1956	1	81	...	29.10	41.88	
2	Hains Road Transit Camp	1957	18	137	27	104.08		
3	Tank Pakhadi Transit Camp	1958	27	254	...	22.91		
4	Haystack Road*	1958	3	160	...	23.91		
5	Dharavi	1959	5	120	...	26.50		
						25.58		
						27.63		
<b>Government Aided Schemes"</b>								
6	Haines Road	1959	7	112	...	27.25	53.17	
7	Haines Road	1959	5	80	...	27.25		
8	Sukhalaji Street	1960	1	76	7	53.47		
9	Sion, Scheme 6	1960	1	40	...	27.25	61.34	
10	Body Guard Lines	1960	6	96	...	27.25	53.50	

\* These blocks are meant for conservancy staff and hence are being vacated.

## APPENDIX NO. 16

## Statement of Suits filed in High Court and City Civil Court.

Serial No.	Suit No.	Names of Parties:	Situation of Property	REMARKS.
1	H. C. Suit No. 2784 of 1948.	M. C. Vs. Abdulla A. Bhoronia.	Horse Stables at Bapty Road.	A Decree was passed for possession, rent and compensation. Steps in execution of the decree as regards the recovery of possession are being taken and the same are still in progress.
2	H. C. Summary Suit No. 90 of 1955.	M. C. Vs. M.A.S. Meharbuz and another.	Three Plots of land bearing Nos. 13, 14, and 15 Schme 37 of the Sydenham Road Estate.	A Decree was passed ordering the defendants to deliver vacant possession of the property and to pay the Decreed amount. As they failed steps in execution were taken and it was proposed to take over property along with the tenants. But however the defendants on their request were granted time to liquidate the arrears of rent and taxes by instalments. As they failed to pay the the instalments regularly, action for recovery of possession is being taken.
3	H. C. Summary Suit No. 91 of 1955.	M. C. Vs. Nabi Abdulla Sheth.	Piece of land admeasuring 580 Sq. yares in Plots No. 9 at Palton Road.	Steps to recover the decretal amount are in progress.

*City Civil Suits filed for Recovery of possession and or arrears of Rent, Taxes etc., Suits wherein Progress was made during the year.*

1	C. C. C. Suit No. 1421 of 1951.	M. C. Vs. E. M. Joseph and Others.	Scheme No. 57, Sewri Wadala Estate.	Possession of the premises was already taken through the Sheriff's Bailiff. As regards the recovery of the decretal amount, it was learnt that the 1st Defendant owns certain properties within the jurisdiction of the Anjikamal District Court, Ernakulan (T. C. State) and therefore the Decree has been sent to that Court for execution and a local lawyer been engaged to take out execution proceedings and the same are in progress.
2	C. C. C. Suit No. 2186 of 1951.	M. C. Vs. Tyaballi Sulmanji.	Scheme No. 53, Bellasis Road Estate.	Vacant possession of the entire suit property has been taken.
3	C. C. C. Suit No. 1623 of 1952.	M. C. Vs. P. T. Kripalani	Piece of land admeasuring about 135 Sq. Yds. Worli Scheme No. 52.	The decree has been kept alive by issuing a notice under O XXI. R22 of the Civil Prodeure Code.
4	C. C. C. Suit No. 1740 of 1952.	M. C. Vs. R. D. Kapadia.	Portion of land in Plot No. 228, Scheme No. 60, Naigaum Estate.	A Writ of possession is being issued by the Court.
5	C. C. C. Suit No. 1768 of 1952.	M. C. Vs. Nagesh Yawalkar.	Two portions of land admeasuring 250 Sq. yards and 200 Sq. Yds. at Body Guard Lines, Malalaxmi Flats.	Substantial amount of the decretal amount was paid.
6	C. C. C. Suit No. 2421 of 1952.	M. C. Vs. Gulamhussein Sadruddin and Co.	Portion of land admeasuring 1124 Sq. Yds. in Plot Nos. 239 and 240 Scheme No. 60, Naigaum Estate.	Since the occupants failed to deliver up possession, steps have been taken to execute the the decree and take possession.
7	C. C. C. Suit No. 2433 of 1952.	M. C. Vs. K. S. Bhatti ...	Two portions of land admeasuring 310 Sq. Yds. and 230 Sq. Yds. on Plot No. 5, Scheme No. 6, of Sion Matunga Estate.	As the defendant failed to vacate as per the consent decree, steps in execution of the decree have been taken.
8	C. C. C. Suit No. 2720 of 1952.	M. C. Vs. Noormahomed Piraji.	Property situate at Churnam Kiln Lane consisting of three floors in Case No. 90, Scheme No. 37.	The defendant is paying the monthly compensation regularly. Execution proceedings have been taken in the matter and a draft Writ of Possession is awaited from the Court.
9	C. C. C. Suit No. 1320 of 1953.	M. C. Vs. Hirajee Dhakla Patil.	Two pieces of land admeasuring about 2,500 Sq. Yds. and 200 Sq. Yds. respectively of Golanji Hill Estate.	Possession of 200 Sq. Yds. was already taken in May 1956. As regards the piece of land admeasuring of 2,500 Sq. Yds. Writ of posset sion was being issued for execution against the occupants.
10	C. C. C. Summary Suit No 1810 of 1953.	M. C. Vs. Fatmabibi Wd/O.A.G Kalan and others.	Two Plots admeasuring 10 Sq. Yds. and 114 Sq. Yds. respectively in Plot No. 29, Scheme No. 37 of Sydenham Road Estate.	Steps have been taken to execute the decree



Serial No.	Suit No.	Names of Parties.	Situation of Property	REMARKS.
11	C. C. C. Suit No. 239 of 1954.	M. C. Vs. M. S. Patel...	Piece of land admeasuring 288 Sq. Yds. being Plot No. T. in Scheme No. 37 situate at the Junction of Mahomedalli Road and Chunam Kiln Street.	The obstructionist notice taken out has been made absolute. The occupants have been given time to vacate upto 31-10-1960 and in the meantime, they have been ordered to pay to the Corporation the amount of compensation which they were paying to their landlord.
12	C. C. C. Suit No. 490 of 1954.	M. C. Vs. S. R. Lalwani.	Piece of land admeasuring 1385 Sq. Yds. at Arthur Road Opp. Shanti Nagar.	As the party failed to pay the balance of the decretal amount, steps were taken to execute Writ of Possession as a result of which the occupants of the property obstructed and a Chamber Summons was taken out against them and the same is pending.
13	C. C. C. Suit No. 495 of 1954.	M. C. Vs. Lilavatibai Wd. of Gulabchand Amichand and Others.	Two pieces of set back land admeasuring 20 Sq Yds. and 4 Sq. Yds. respectively in front of premises at 192 Sheikh Memon Street.	As per consent decree, an application to execute the decree has been made to the Court, and a notice is being issued against the party
14	C. C. C. Suit No. 767 of 1954.	M. C. Vs. Virambai Wd. of Versi Ratansey and Others.	Piece of land admeasuring 361 Sq. Yds. in Plot No. 4 of Scheme 60 Naigaum Estate.	The defendant delivered up possession and the Corporation in their turn have put the prospective lessee into possession of the property for the time being on the same terms and conditions as those of the defendants. The decree has been kept alive.
15	C. C. C. Suit No. 768 of 1954.	M. C. Vs. Abdul Aziz and Another.	Piece of land admeasuring about 100 Sq. Yds. being Plot No. 52 of East Agripada North Estate.	Decree on admission was passed whereby the defendants are given time to vacate upto 30.6.1960 and they are also ordered to pay the decretal amount. Since the defendant failed to pay up the amount, Warrant of Attachment is being issued for recovery of the amount. As regards recovery of possession steps will be taken after 30-6-1960.
16	C. C. C. Suit No. 2041 of 1954.	M. C. Vs. Rita Wd. of L. J. Fernandes.	Piece of land admeasuring 75 Sq. Yds. in Case No. 961 A, Scheme No. 57, Sewree Wadala Estate.	As the defendant has failed to comply with the terms of the decree, steps in execution have been taken in the matter and notice is being issued against the defendant accordingly.
17	C. C. C. Suit No. 2062 of 1954.	M. C. Vs. D. A. Khariwalla.	Piece of Land admeasuring about 125 Sq. Yds. in Case No. 908 Scheme No. 57, Sewree Wadala Estate.	As the defendant failed to give vacant possession as per consent decree, steps to execute the decree have been taken in the matter and the notice is being issued against the defendant accordingly.
18	C. C. C. Suit No. 2063 of 1954.	M. C. Vs. B. D. Koli...	Piece of land admeasuring 444.4 Sq. Yds. in C. S. No. 1/1505 of Mahim Division to the East of Mahim Cause Way.	As the party failed to deliver up possession step to execute the decree were taken.
19	C. C. C. Suit No. 2326 of 1954.	M. C. Vs. D. G. Behani...	Piece of land admeasuring 1496 Sq. Yds. and Plot No. 53 of the Mahim Estate situate at Lady Jamshedji Road.	As the defendant failed to pay the decretal amount, steps to execute the decree to obtain possession have been taken in the matter. The Chamber Summons taken out herein has been made absolute. The occupants have also withdrawn the declaratory suits filed by them against the Corporation.
20	C. C. C. Suit No. 2378 of 1954.	M. C. Vs. Noorbibi Wd. of Gulam Nabi Gulam Hussein and Others.	Piece of land admeasuring 22 Sq. Yds. in Plots No. N, Case No. 285 in Plot No. 86, Scheme No. 37, Mahomedalli Road.	As the defendant failed to deliver up possession and to pay the decretal amount execution proceedings were taken and a draft Writ of Possession is now awaited from the Court.
21	C. C. C. Suit No. 2481 of 1954.	M. C. Vs. Sherbanoo Wd. of Jaffer Devji.	Piece of land admeasuring 644 Sq. Yds. in Case No. 9F, Scheme No. 60.	Steps have been taken to execute the decree passed herein and the notice issued herein has been made absolute by the Court. Further steps are being taken to recover possession.
22	C. C. C. Suit No. 360 of 1955.	M. C. Vs. Admaji Jiwaji.	Two pieces of land admeasuring 177 Sq. Yds. and 62 Sq. Yds. on Plot No. 172 (part) Scheme No. 60, Naigaum Estate.	As the defendant failed to deliver up possession by 31-10-59 as ordered by the Court, steps in execution have been taken and the same are in progress.
23	C. C. C. Suit No. 580 of 1955.	M. C. Vs. V. D. Gadre...	Piece of land in the garden area admeasuring 270 Sq. Yds. Scheme 57, Sewree Wadala Estate.	As the defendant has failed to vacate steps in execution have been taken in the matter and the same are in progress.
24	C. C. C. Suit No. 582 of 1955.	M. C. Vs. Bhadrasen lala Bhagatram,	Two pieces of land admeasuring 160 and 70 Sq Yds. Scheme No. 60 Naigaum Estate.	A decree was passed against the defendant whereby he was ordered to deliver up vacant and peaceful possession of the property to the Corporation and to pay the decretal amount. As the structure was vacant and as the whereabouts of the defendant were not known, possession as advised by the Solicitor to Corporation has been taken.

Serial No.	Suit No.	Names of Parties.	Situation of Property	REMARKS.
25	C. C. C. Suit No. 834 of 1955.	M. C. Vs. M. P. Barretto and Others.	Piece of land admeasuring 206, 11 Sq. Yds. in case No. 885 Scheme No. 57, Wadala Village.	As the defendants failed to vacate, steps to execute the decree have been taken in the matter and the same are in progress.
26	C. C. C. Suit No. 848 of 1955.	M. C. Vs. J. A. Fonseca and Others.	Piece of land admeasuring 90 Sq. Yds. in Case No. 837 Scheme 57 at Sewree Wadala Estate Bombay.	As the defendants failed to vacate as per consent decree, execution proceedings have been taken in the matter and the same are in progress.
27	C. C. C. Suit No. 955 of 1955.	M. C. Vs. V. L. Vaity...	Piece of land admeasuring 255, 5 Sq. Yds. bearing C. S. No. 1/1505 of Mahim Division.	A consent decree was passed whereby the defendant was given time to vacate on or before the 31st December 1958. As he failed to vacate steps in execution of the decree are being taken.
28	C. C. C. Suit No. 1109 of 1955.	M. C. Vs. Kazi Ahmed Gafoor.	Two pieces of land admeasuring 702 and 74 Sq. Yds. on Plot No. 1A Mahalami Flats at Fergusson Road.	Decree passed whereby the defendant is ordered to vacate on or before 30-10-1960 and also to pay the municipal dues.
29	C. C. C. summary Suit No. 3008 of 1955.	M. C. Vs. Mohanlal Jatashankar.	Piece of land admeasuring 879 Sq. Yds. Plot No. 5, Scheme 60, Naigaum Estate.	Consent decree passed whereby defendant was given time upto 31-10-1959 to vacate the suit premises and the defendant is also ordered to pay up the decretal amount. Since the defendant failed to do so, execution proceedings have been taken in the matter and the same are in progress.
30	C. C. C. Summary Suit No. 3009 of 1955.	M. C. Vs. Ligaria Setrao.	Two pieces of land admeasuring 100 Sq. Yds. each behind the Church at Cleve Land Road, Scheme 52.	As the defendant has failed to vacate as per the decree, steps to execute the decree have been taken in the matter and the Writ of Possession is being issued by the Court.
31	C. C. C. Summary Suit No. 3069 of 1955.	M. C. Vs. Brij Kumar Baboolajee.	Piece of land admeasuring 755 Sq. Yds. in the 40' passage between Plot No. s 148 and 147-149 in Scheme No. 52, Worli.	As the defendant has failed to deliver possession steps to execute the decree have been taken in the matter and the same are in progress.
32	C. C. C. Suit No 448 of 1956.	M. C. Vs. M. V. Rajan...	Piece of land admeasuring 15' x 20' in Block No. C-9 Site No. 117 Jogeshwari Squatters Colony at Jogeshwari.	As the defendant has failed to vacate execution proceedings have been taken in the matter and and the same are in progress.
33	C. C. C. Suit No. 1420 of 1956.	M. C. Vs. Harnam Singh Dhanjal	Piece of land admeasuring about 400 Sq. Yds. on Plot No. 126, Scheme No. 60, Naigaum Estate.	Decree on Admission obtained whereby the defendant was given time to vacate upto 26-11-1959. As the defendant has failed to give vacant possession, execution proceedings are being taken in the matter.
34	C. C. C. Suit No. 1421 of 1956.	M. C. Vs. Chandumal Totaldas.	Piece of land admeasuring 420 Sq. Yds. in Case No. 92, Scheme 60, Naigaum Estate.	A consent decree was passed and the defendant was given time to vacate on or before the 31st July 1958 Execution proceedings are being take in the matter as the defendant has failed to give vacant possession.
35	C. C. C. Summary Suit No. 2373 of 1956.	M. C. Vs. Jehangir Jamshedji.	Piece of land admeasuring 60 Sq. Yds. Case No. 547-A, Scheme 52, Worli Estate.	While executing the decree the occupants obstructed and they were given time by the Court to vacate upto 30-1-60. Before the expiry of the said period, the defendant obtained an injunction from the S. C. Court, and hence no steps can be taken to execute the C. C. C. order.
36	C. C. C. Summary Suit No. 2685 of 1956.	M. C. Vs. J. B. Irani ...	Three pieces of land admeasuring 333, 100 and 27 Sq. Yds. Case No. 407, Scheme 57, Sewri Wadala Estate.	Decree on admission passed whereby the defendant was given time by the Court to vacate upto 31-1-1959. Since the party failed to do so, steps have been taken to execute the decree.
37	C. C. C. Summary Suit No. 2696 of 1956.	M. C. Vs. M. L. Sharma.	Piece of land admeasuring 163 S. Yds. Plot No. 231 Scheme 60, Naigaum Estate.	Decree was passed for possession and also for municipal dues. As the defendant failed to deliver up possession, the Chamber Summons was taken out against the occupants. At the hearing of the Chamber Summons the defendant arranged to pay the entire cost amount due under the decree and hence the action was withdrawn.
38	C. C. C. Suit No. 4763 of 1958.	M. C. Vs. L. C. Shukla...	Property bearing Case No. 47 known as Pathan Chawls at Haines Road Scheme No. 32.	Decree passed against the defendant whereby he is ordered to deliver up possession and to pay the amount of municipal dues. As the party failed to do so, the steps to execute the decree have been taken and the same are in progress.
39	C. C. C. Suit No 1063 of 1958.	M. C. Vs Messrs P. D. Singh and Co.	Piece of land admeasuring 1003 Sq Yds. on Plot Nos. 121, Scheme 60, Naigaum Estate.	Decree on admission was passed whereby the defendant was given time by the Court to vacate upto 31-3-1959 Execution proceedings are being taken in the matter as the defendants have failed to give vacant possession.

Serial No.	Suit No.	Names of Parties.	Situation of Property	REMARKS.
40	C.C.C. Suit No. 1457 of 1959.	M. C. Vs. A.P. Shetye...	Vacant land at Pot No. No. 243, Scheme 60.	Decree passed where by the Defendant is ordered to deliver up possession and pay the Municipal dues.
41	C.C.C. Suit No. 1452 of 1959.	M. C. Vs. Dayanand ...	Vacant land admeasuring 130 Sq. Yds. Case No. 55, Scheme No. 57.	Since the party paid up the entire claim, the Suit was allowed to be dismissed.
42	C.C.C. Suit No. 1461 of 1959.	M. C. Vs. M. A. Kharote.	Vacant Land in Case No. 1076, Scheme 52, Worli	Decree passed whereby the Defendant was ordered to pay the decretal amount by instalment. The said instalments are being paid regularly.
43	C.C.C. Suit No. 2421 of 1959.	M. C. Vs. Messrs Gulam-hussein Sadruddin and Co.	Vacant land at Naigaum Scheme 60.	Decree passed whereby the defendant is ordered to deliver up possession and pay the arrears

*City Civil Court suits filed for recovery of possession and/or arrears of Rent, Taxes, etc., wherein No Progress was made during the year :—*

Serial	Suit No.	Names of Parties.	Situation of Property.
1	C. C. C. Suit No. 106 of 1949.	M. C. Vs. Alimahomed A. Charolia.	Bullock and Buffalo stables at Bapty Road.
2	C. C. C. Suit No. 1358 of 1950.	M. C. Vs. The New Citizen Bank of India Ltd.	Plot No. 2 (East) of the Sion Matunga Estate.
3	C. C. C. Suit No. 569 of 1952.	M. C. Vs. M. G. Patel...	Case No. M/773 at Tulsi Pipe Lane.
4	C. C. C. Suit No. 598 of 1952.	MC. Vs. R.G. Pandya...	Plot Nos. 171 and 172 Scheme 60, Naigaum Estate.
5	C. C. C. Suit No. 1232 of 1952.	M. C. Vs. Shantabai Mahadeo Koli and Another (heirs of the deceased Pascal Victor.	Case No. 1145, Scheme No. 6, Sion Matunga Estate.
6	C. C. C. Suit No. 2061 of 1952.	M. C. Vs. Bai Banubai and Another.	Portion of land of Plot No. 4 A admeasuring 355 Sq. Yds. Scheme No. 60, Naigaum Estate.
7	C. C. C. Suit No. 2158 of 1952.	M. C. Vs. D. S. Thakur.	Portion of land admeasuring 334½ Sq. Yds. in Cases Nos. 949 and 950, Scheme No. 57, Wadala Village.
8	C. C. C. Suit No. 1981 of 1953.	M. C. Vs. R. M. Kripalani.	Portion of land admeasuring 84 Sq. Yds. in site No. 3 in Row No. 8B on the Play Ground at Sion scheme No. 6, Sion Matunga Estate.
9	C. C. C. Suit No. 2436 of 1953.	M. C. Vs. S. M. Abbas...	Piece of land admeasuring 1200 Sq. Yds. in Case No. 775 Scheme No. 57 of Sewree Cross Road.
10	C. C. C. Suit No. 2061 of 1954.	M. C. Vs B. B. Sarang...	Piece of land admeasuring 133 Sq. Yds. in Case No. 84. Scheme No. 60. Naigaum Estate.
11	C. C. C. Suit No. 2328 of 1954.	M. C. Vs. Jamnabai Wd. of L. R. Motwani and Others.	Piece of land admeasuring 2810 Sq. Yds. in Scheme No. 52 Worli.
12	C. C. C. Suit No. 3154 of 1955.	M. C. Vs. Messrs. Shival and Co.	Piece of land admeasuring 2425 Sq. Yds. on Plot No. 89 and 90 (part) in Scheme No. 60, Naigaum Estate.

Serial No.	Suit No.	Names of Parties.	Situation of Property.
13	C.C.C. Summary Suit No. 778 of 1956.	M. C Vs. Ghanshamdas Khemchand.	Piece of land admeasuring 50 Sq. Yds. on Site No. 42 on Drainage filled in Channelland of Fergusson Road.
14	C.C.C. Summary Suit No. 779 of 1956.	M. C. Vs. M. U. S. Haji Badloo Rangari.	Piece of land admeasuring 900 Sq. Yds. in Scheme No. 32, at Souter Street East Agripada Estate.
15	C.C.C. Suit No. 1947 of 1956.	M. C. Vs. Dadabhoy T. Patel.	Piece of land admeasuring 223 Sq. Yds. being plot No. 77 (old Plot No. K, Scheme No. 37, Sydenham Road Estate).
16	C.C.C. Suit No. 1948 of 1956.	M. C. Vs. Tehmuras D. Patel.	Piece of land admeasuring 145 Sq. Yds. being Plot No. 78 (Old Plot No. D) Scheme No. 37, Sydenham Road Estate

*The following suits newly filed in the City Civil Court for recovery of possession and arrears of rent were pending*

Serial No.	Suit No.	Names of parties,	Situation of property.
1	C. C. C. Suit No. 1463 of 1959.	M. C. Vs. B. V. Godbole.	Vacant land at Arthur Road.
2	C. C. C. Suit No. 1467 of 1959.	M. C. Vs. M. B. Ghuge...	Vacant Land at Arthur Road.
3	C. C. C. Suit No. 1994 of 1959.	M. C. Vs. Fakirmahomed and Another.	Vacant land at Byculla Station Road
4	C. C. C. Suit No. 2909 of 1959.	Messrs U. K. Paper Mart Vs. R. C. Zaveri and Another.	Arch at Mahalaxmi over-bridge.
5	C. C. C. Suit No 3249 of 1959.	M. C. Vs. G. L. Pawar...	Vacant land at Worli.
6	C. C. C. Suit No. 3277 of 1959	M. C. Vs. Smt. S. I. Dalvi	Vacant land at Byculla Station Road.
7	C. C. C. Suit No. 3281 of 1959.	K. A. S. Iyer Vs. R. C. Zaveri and Another.	Vacant land.
8	C. C. C. Suit No 4 of 1960.	M. C. Vs. T. D. Patel...	Plot No. M/2, Sydenham Road, Estate.
9	C. C. C. Suit No. 5 of 1960.	M. C. Vs. T. D. Patel...	Plot No. M/4 Sydenham Road Estate.
10	C. C. C. Suit No. 6 of 1960.	M. C. Vs Babubhai Narottamdas.	Vacant land at Tardeo, Nana Chowk.
11	C. C. C. Suit No. 1396 of 1960.	M. C. Vs. G. S. Kanthi...	Vacant land at T. P. Line Road, Lower Parel Division.

*In the following City Civil Court Suits against the Corporation for declaration and injunction, the Plaintiffs did not intend to prosecute the suits further and hence the same were withdrawn.*

Serial No.	Suit No.	Names of parties	Situation of property	Remarks
1	C. C. C. Suit No. 1 of 1957.	Jamil Ahmed Dinmahomed Vs. M. C.	Room No. 1, Ground Floor, Shed No. 33, Scheme 32, Haines Road, Bombay.	
2	C. C. C. Suit No. 501 of 1959.	Vithaldas Ramkrishindas and Another Vs. M. C.	Plot No. 53, Lady Jamshedji Road, Mahim.	
3	C. C. C. Suit No. 502 of 1959.	(1) Vithaldas Ramkrishindas (2) Shevarara Dammanmal Vs. M. C.	Do.	
4	C. C. C. Suit No. 503 of 1959.	H. N. Mirchandani Vs. M. C.	Plot No. 53, Lady Jamshedji Road Mahim.	
5	C. C. C. Suit No. 504 of 1959.	(1) Narzindas Hiranand (2) Bhimandas Mulchand Vs. M. C.	Do.	
6	C. C. C. Suit No. 505 of 1959.	Chhangomal Mulchand Vs. M. C.	Do.	
7	C. C. C. Suit No 506 of 1959.	Shrimati Harji Mangharan and Another Vs. M. C.	Do.	
8	C. C. C. Suit No. 507 of 1959.	Anandram Millaramal and Another Vs. M. C.	Do.	

Serial No.	Suit No.	Names of Parties.	Situation of Property	REMARKS.
9	C. C. C. Suit No. 508 of 1959.	Bhimandas Mulchand Vs. M. C.	Do.	
10	C. C. C. Suit No. 509 of 1959.	Thanvardas D. Thakkar Vs. M. C.	Do.	
11	C. C. C. Suit No. 510 of 1959.	Choithram Varumal Vs. M. C.	Do.	
12	C. C. C. Suit No. 511 of 1959.	Mrs. Ishwari N. Shahani and Another Vs. M. C.	Do.	
13	C. C. C. Suit No. 512 of 1959.	G. M. Mirchandani Vs. M. C.	Do.	
14	C. C. C. Suit No. 513 of 1959.	Harsrai and Another Vs. M. C.	Do.	
15	C. C. C. Suit No. 514 of 1959.	Mrs. Chandra J. Mansukhani Vs. M. C.	Do.	
16	C. C. C. Suit No. 515 of 1959.	Thakurdas B. Chawla Vs. M. C.	Do.	
17	C. C. C. Suit No. 516 of 1959.	D. V. Mirchandani and Another Vs. M. C.	Do.	
18	C. C. C. Suit No. 517 of 1959.	K. T. Shahani and Another Vs. M. C.	Do.	
19	C. C. C. Suit No. 518 of 1959.	K. T. Shahani and Bhimandas Vs. M. C.	Do.	
20	C. C. C. Suit No. 528 of 1959.	A. D. Balani and Another Vs. M. C.	Do.	
21	C. C. C. Suit No. 529 of 1959.	K. T. Shahani and Jethanand Vs. M. C.	Do.	

*City Civil Court Suit against the Corporation for declaration of injunction which was pending.*

Serial No.	Suit No.	Name of parties	Situation of property	Remarks.
1	C. C. C. Suit No. 859 of 1958.	Akbarkhan Paidekhan Vs. M. C.	Room No. 11, in S. P. Shed No. 66, Scheme 32.	Suit pending.

# WATER WORKS

Shri J. D. Daroga, M.Sc. (Eng.) (Lond.); B.E., M.I.E.; M. Inst. C.E.; A.M.I. Mech.; D.I.C. (Lond.); held the post of Hydraulic Engineer upto 4th August 1959 and Shri R. V. Abreu, B.Sc., B.E., M.I.E. (India), held this post for the remaining part of the year under report.

The Administration Report of the Water Works Department is classified in three main sections as under:—  
Section 'A'.—Pertaining to Budget 'A' City (A to G Wards) and Head Works and Trunk Mains, Outside City.

Section 'B'.—Pertaining to Budget 'D'—Suburbs—(H, K, L, M and N Wards).

Section 'C'.—Pertaining to Budget 'F'—Extended Suburbs (P, R and T Wards).

## SECTION 'A'—CITY.

This report is arranged under the following heads:—

- I.—Head Works at Lakes and Trunk Water Mains.
- II.—Maintenance Branch, Outside City Division.
- III.—Maintenance Branch, Head Works Division.
- IV.—Maintenance Branch, Inside City Division.
- V.—Distribution Branch.
- VI.—Construction Branch.
- VII.—Remodelling Branch.
- VIII.—Survey and Design Branch.
- IX.—Works of interest.
- X.—General.

### I.—HEAD WORKS AT LAKES AND TRUNK WATER MAINS.

(1) The City of Greater Bombay derives its water supply from lakes or impounded reservoirs viz., Tansa, Vaitarna, Vehar and Tulsi. Tansa Lake which forms the main source of City's water supply is situated 66 miles by road from Bombay. The useful storage capacity is 40,660 million gallons. Vaitarna lake which is 74 miles from Bombay has got a total useful storage capacity of 39,570 million gallons. Vehar lake situated 18 miles by road from Bombay, has a total useful storage of 9,120 million gallons. Tulsi lake situated at 22 miles from Bombay has got useful storage of 2,294 million gallons. Appendices I and I(A) give information regarding the catchment areas of lakes, full supply levels, rainfalls, over flows, contents of the lakes, evaporation, absorption and other losses etc. Appendices IIA, B, C, D shows graphical record of rainfall for the last seventy two years.

(2) The Vaitarna lake is connected to Tansa Lake by a Horse Shoe shape tunnel of 83 Sq. feet cross sectional area for transferring water from Vaitarna to Tansa lake, and a 120" diameter etsel main from Belnalla to Tansa for supplying water directly to the city. Water from Tansa lake is brought to the city by a masonry duct, 2 Nos. 72" > 57" diameter steel mains, and a 96" diameter steel main. The masonry duct runs upto Ghatkopar following the contour of the country and passes through tunnels in the hills at 13 places, the valleys being crossed by 48" cast iron and 56" steel pipes in form of inverted syphons. The alignment of the trunk main is shown in Appendix III.

(3) An average supply of 188.28 million gallons per day was given to Greater Bombay during the year. Appendix IVA gives the average supply per day for the last 59 years and quota per head based on census figures. Appendices IV and V give statistics of supply and quantity of water used for different purposes.

(4) The Tansa, Vaitarna, Vehar and Tulsi lakes recorded a rainfall of 334.79 cms., 384.30 cms., 351.89 cms. and 389.71 cms. respectively.

The Tansa lake overflowed for about 44 days and the approximate quantity of water discharged over the waste weir was about 49,113 million gallons.

The Vaitarna lake over flowed for about 123 days and the approximate quantity of water is charged over the waste weir was about 2,92,610 million gallons.

The Vehar lake overflowed for about 14 days and the approximate quantity of water discharged over the waste weir was about 2,278 million gallons.

The Tulsi lake overflowed for about 65 days and the approximate quantity of water discharged over the waste weir was about 3,225 million gallons.

### II MAINTENANCE BRANCH, OUTSIDE CITY DIVISION.

(5) The jurisdiction of this division includes (a) Trunk mains from Pachhapur i.e., 10 miles from Tansa to Dharavi and Sion (about 48 miles from Tansa). (b) Duct line from Nevada Chowkey (about 7½ miles from Tansa), to Ghatkopar Syphon Head, and (c) the lakes and head works at Vehar, Tulsi and Powai.

This branch is entrusted with the work of repairs and maintenance of trunk mains, embankments, cuttings, culverts, bridges, trolley tracks, head works at lakes, disinfection of water supply, maintenance and repairs to vehicles and machinery, removal of algae in various lakes and maintenance and repairs to buildings.

(6) There was one burst during the year, on 48" Vehar main at mile 2/2 from Vehar on 30th November 1959 due to falling of heavy stones which flew from a near by quarry where blasting operations were going on. Thus burst was repaired at an estimated cost of Rs. 3,500.

(7) During the year there were 27 major and 3,390 minor leaks in the trunk mains, 58 leaks in the masonry aqueduct and 779 leaks in syphon mains, all of which were repaired expeditiously.

8,10,459 Rft. of steel mains of various sizes were painted during the year.

8,627 Sft. of stone pitching 1,36,732 Cft. of earth filling was done for the maintenance of trolley track and embankment.

The statistics of the trunk main, embankments, culverts, tunnels etc., maintained during the year are given in Appendix VI.

(8) Five heavy type and seven light type motor trollies were maintained during the year at an approximate cost of Rs. 60,000. The total mileage covered by the trollies were 73,423 Miles. One Ruston loco which was ordered out from Messrs. Greeves Cotton and Co. Ltd., was received during the year and was put into commission. The total mileage covered the new and the old locos were 3,122 and 603 miles, respectively.

(9) Mobile units consisting of trollies, jeep, truck, compressors, welding plants, concrete mixers, lighting sets and out-board and in-board engines were maintained as per Appendix VII.

(10) A power house containing three numbers of 40 K.W. capacity diesel driven generator was maintained at Powai and an independent and reliable power supply for the central chlorination house at Powai was provided. This plant generated a total of 1,70,228, units.

(11) Particulars of all structures maintained in outside city division are given in Appendix VIII. All these structures including bridges and culverts were maintained from the grant under II Water Works A—Maintenance, IV—Repairs and Maintenance (a) Ordinary (4) Repairs and painting to Water Works Buildings and Bridges Outside City at a total cost of Rs. 21,000.

(12) In order to maintain purity of water received from the catchment area of the lakes, the campaign against the tress-pass was continued during the year and 45 heads of cattle were impounded and 778 driven out from the area.

(13) Eleven gardens in the Outside City Division were maintained during the year. The Vehar Lake and garden remained very popular with the public and there was a great rush of visitors to this resort, on Sundays and Holidays. The amenities provided at Vehar lake such as Children's palyground, boat-house, giant's castle were fully utilised by the public. Powai Park also drew large crowds due to its natural beauty and spaciousness.

Advantage of the road joining Aarey Colony and National Park which passes along the boundary of Tuls Lake was taken by the public and a good number of picnickers visited the Tuls lake during the year

(14) The Tansa supply was disinfected by chlorine treatment at Bhandup and Powai. The dose of chlorine varied from about 0.7 to 1.5 parts per million gallons. Except to duct supply at Bhandup Chlorination Plant, ammoniation was not carried out during the year.

Vehar supply was sterilized at the Chlorination Plant at Powai. The dose of chlorine varied from 0.7 to 2.0 parts per million gallons. The practice of ammoniation before chlorination was stopped as it was observed that the disinfecting power of chlorine was reduced by pre-ammoniation.

The Tuls supply was given alum treatment for coagulation and all the seven rapid sand filter beds were in continuous use. After filtration, the water was disinfected by chlorine treatment. Chlorine dose varied from 0.7 to 1.8 parts per million gallons. The doses of alum varied from 0.31 to 1.4 grain per gallon.

### III.—MAINTENANCE BRANCH-HEAD WORKS DIVISION.

(15) During the year under review the Head Works at Vaitarna were completed and the Vaitarna Dam and head works were taken over by this department from 1-4-1959.

To facilitate smooth and efficient working of the Head Works at Vaitarna and Tansa lakes, a separate 'Head Works Division' was created and placed in charge of an Assistant Engineer. The jurisdiction of this Division includes :—

- (a) Vaitarna and Tansa lakes and head works.
- (b) Trunk mains upto Pachhapur (which is about 10 miles from Tansa).
- (c) Duct line upto Nevada Chowky (about 7 and half miles from Tansa).

(16) The following are the broad outlines of maintenance works at Vaitarna :—

(a) 15 Nos. of hydraulic gates as per Appendix IX were maintained during the year.

The spillway gates functioned satisfactorily. The maximum intensity of flood handled was 45,000 cusecs (Time 1.00 A.M. on 28-7-1959). The lake was full upto F.S. L. 535.00 T.H. D. on 19-7-1959, when the rainfall recorded at Vaitarna was only 39.84 inches.

The undersluices were operated on four days in the first week of July 1959 to allow the silt to be carried away. The Tunnel gates were Operated for transfer of water from Vaitarna to Tansa lake as required. The gates operated satisfactorily.

(b) A Power House containing 3 Nos. of 100 K.W. capacity diesel driven generators and 440 Volts overhead transmission lines (of about 3 miles length) were maintained at Vaitarna to ensure independent and reliable power supply for the operation of various gates, etc., and lighting.

The power house was registered under the Factory Act upto October 1959 but from November 1959 it was exempted from the provisions of the Factory Act as the number of daily workers was less than nine on any working day.

The power house worked in three shifts, i.e., 24 hours during the monsoon and two shifts i.e., 16 hours during the dry season. Total of 1,67,408 units were generated during the year.

(c) Plant and Machinery detailed in Appendix X were maintained during the year and for this purpose a small workshop was maintained.

(d) Chlorinated water supply to the Municipal Colony and Health Resort Quarters was maintained with the help of a pressure chlorinator. This chlorinator was converted from gravity type to pressure type during the year under review.

(e) In all 70 structures detailed in Appendix XI were maintained at Vaitarna. 10.5 miles of asphalted Khardi Vaitarna Road and 8.0 miles of Kutchha Road from Tembha to Belnalla were maintained, and the Khardi—Vaitarna Road was resurfaced during the month of May 1959.

(17) The following are the broad details of the maintenance works at Tansa :—  
Maintenance of Tansa Lake and Head Works.

(a) 38 Nos. of automatic shutters on spillway and 10 numbers penstocks in outlet well were maintained. The lake was full and overflowed on 21-7-1959 when the rainfall recorded toat Tansa was 47.49 inches.

(b) The rollers under 96" main and expansion joints operated satisfactorily. No heavy leakage was observed. New platforms were provided near all scour valves for easy operation. Painting of the trunk mains 72" dia. East and West Mains were painted for a length of 1 Mile 4 furlongs each, i. e., 3 miles in all. The work is being continued.

During the last week of May 1959, the 120" dia. Vaitarna Main was joined by a 'Y' Branch connection to the existing three trunk mains at mile 0/4 from Tansa.

One culvert wall at mile 2/3 from Tansa was repaired. Cart Roads on two bridges at Mile 9/10 were repaired.

The system of issuing tokens to motor trollies along the duct, between Tansa and Newada Cabin was reintroduced to ensure safety.

(c) A 10 K. W. 110 Volts D. C. Generator, Driven by a Lister Diesel Engine was maintained for lighting the bungalows at Tansa. The set was run 4 hours a day, the supply during the rest of the day being maintained by storage batteries. The lister engine was replaced by a standby engine and was thoroughly overhauled.

The spillway was lighted by the 25 K. W. G. M. C. Lighting Set in workshop during overflow period.  
(d) The 3 buildings detailed in Appendix XI were maintained. The lower bungalow and Sub-Engineer's quarters at Tansa were painted. Additions and alterations were made to the lower bungalow at Tansa and construction of level recorder room was commenced during the year.

The Tansa Atgaon Road (length 8 miles) was resurfaced and routine maintenance was carried out by this Section.

The side gutter of the Sub-way under the Railway was deepened and the water which usually flooded this portion of the road, was successfully diverted.

(e) The staff was sent in boats to patrol the lake area to prevent cattle from polluting the water and about 43 heads of the cattle were impounded and about 100 were driven away.

(f) Both Vaitarna and Tansa lakes were very popular with visitors as outing spots. A pavilion and a portion and garden, overlooking Tansa lake were put at the disposal of the visitors at Tansa. At Vaitarna visitors were allotted rooms with light, water and sanitary facilities for a night stay. Total number of visitors at Vaitarna and Tansa were 25,000 approximately.

#### IV.—MAINTENANCE BRANCH (INSIDE CITY DIVISION).

(18) This Branch is concerned with the maintenance of Water Works inside the city comprising of repairs and maintenance of water mains, hydrants, fountains and cattle troughs, water works buildings and structures, plants and machinery, cleaning of consumer's pipes and fittings, making new connections on Municipal mains upto 2" size operation and maintenance of chlorination plants at Malabar Hill Reservoir, Bhandarwada Hill Reservoir, Futka Tank and portable chlorination



plants for rechlorinating distribution mains, maintenance of five gardens *viz.*, (i) Hughes Road Slope Garden, (ii) Sir Pherozshah Mehta Garden (also known as Hanging Gardens) on the top of the Malabar Hill Reservoir, (iii) The Joseph Baptista Gardens on the top of Bhandarwada Hill Reservoir, (iv) Ladies and Children's Garden at Ridge Road and (v) Kamla Nehru Park, and maintenance of the Water Works Workshops at DeLisle Road, Chinchpokli.

(19) A total length of 456 miles of water mains was maintained during the year. There were 67 bursts on the mains as per details given in Appendix XII, all of which were promptly attended to. During the course of the year 84,823 works as compared with 72,881 during 1958-59 were carried out pertaining to repairs to communication pipes cleaning of chokes in service pipes, cleaning of meter strainers, giving new connections, metering of existing connections, removing and refixing of meters, etc. The total cost of materials was about Rs. To give speedy relief to the consumers in the event of chokage of pipes and meters, damage to meters, breaking of service pipes and connections, etc., three stand-by gangs (*viz.*, one gang from 12.00 Noon to 9-00 P.M., and gangs from 3 P.M. to 12 midnight) were maintained to carry out emergent works. 7,867 repair jobs on fire hydrants in the city were carried out. The additional temporary staff comprising of one Fitter and three labourers in each ward as appointed in previous year, was continued as such during the year to effect speedy repairs. 864 Sluice-valves ranging from 6" to 36" size were repaired during the year.

(20) The total number of water connections to different premises in the city was 67,615 *i.e.*, a net increase of 1,626 over the last year's figure. The number of new connections made during the year was 1,812 against 1,357 during the preceding year. Out of 1,812 connections 1,656 were granted at parties' cost and 156 from the Municipal funds. 14,598 tranches of varying lengths were excavated for making connections and for general repairs and maintenance work all over the city.

(21) In response to complaints received from the residents of Dadar—Matunga area due to frequent chokes in consumer's pipes and fittings as a result of the presence of algae and shells in Vehar water, supplied to this area, the Corporation had sanctioned funds for cleaning consumers pipes and fittings beyond the stop tap in this district. The work was continued during the year and 902 connections aggregating to 2,48,455 running feet of consumer's pipes of different sizes were cleaned at a cost of Rs. 7,000 (*vide* Appendix XIII) 348 dirt boxes of sizes from 4" to 12" were cleaned during the year.

(22) Special staff for cleaning communication pipes between the Municipal mains and the stop taps in 'F' Ward was continued during the year and 2,933 connections were cleaned (*vide* Appendix XIV).

(23) During the year 2,856 meters were repaired, 2,761 were replaced, 3,403 meters were removed and refixed, 5,074 Municipal meters were tested and 781 private parties' meters were tested.

(24) 9,753 meter strainers were cleaned during the year as against 10,542 during the preceding year. Due to periodical cleaning of meter strainers, the number of complaints of chokes had considerably reduced during the year.

(25) In all 21 pumping sets were maintained at a total cost of Rs. 65,000. The 75 B. H. P. stand-by pumping set at Parel Pump House, Government Gate Road was shifted to Malabar Hill Reservoir Control Station.

(26) Portable domestic pumping sets were given on hire for short periods to tide over the break down period of pumping units in private buildings at a nominal charge of Rs. 2/2 per day, exclusive of transport and fixing charges. This facility was greatly appreciated by the public.

(27) With a view to keep the required standard of residual chlorine in mains inside the city rechlorination was done by injecting an extra dose of chlorine into the inlet mains at Futka Tank, Malabar Hill Reservoir and Bhandarwada Hill Reservoir. A chlorination plant of gravity type was installed at Malabar Hill Reservoir and of pressure type at the Bhandarwada Hill Reservoir and Futka Tank. An additional gravity compressor type chlorination plant was also installed at Bhandarwada Hill Reservoir. In addition to this, certain mains in the city, the water of which did not show good results on analysis, were rechlorinated by means of two portable chlorinating sets of 4 lbs. capacity each. The chlorination doses at the above three subsidiary rechlorination stations were stepped up to the full capacity of panels. Besides chlorination, Ammonia Sulphate was also added in the Reservoirs at Malabar Hill Bhandarwada Hill. The total consumption of chlorine and ammonia at these stations was about 3,59,448 lbs. and 92,157 lbs. respectively during the year.

(28) 32 water works buildings comprising of workshops, control rooms, pumping stations, chlorination plants, residential quarters for staff and tenements for low income groups, were maintained during the year at a cost of Rs. 23,000.

(29) 11 Petrol driven motor vehicles, 1 diesel motor lorry and 33 material handcarts, were maintained for transport of men and materials. Total mileage covered by the petrol engine driven vehicles was 89,122 miles against 95,156 miles last year. The diesel motor lorry covered 7,946 miles against 8,707 miles last year. In addition to the above vehicles, 28 mobile plants, comprising a crane, air-compressors, concrete mixers, tractors, dewatering pumps, etc. were maintained during the year. For emergency fire service, three motor vans were utilised, one at 'E' Ward Office, another at 'F' South Ward Office and a third at 'G' South Ward Office. One more van was used for the work of collecting samples by the Municipal Analyst, throughout Greater Bombay limits.

(30) The work of testing galvanised pipes, cast iron pipes, galvanised iron fittings such as couplings, bands, tees, elbows, etc., brass and gun metal fittings such as ferrules, stop and bib taps, waste-not taps, ball-cocks, pillar taps, globe taps, flushvalves, underground and standpost hydrants cast-iron and porcelain water closet cisterns, canvass hose pipes etc., was carried out during the year at the Water Works Workshop, DeLisle Road, Chinchpokli. The total

number of such pipes and fittings tested was 9,13,396 out of which 3,69,399 were for private parties and the remaining for Municipal works against the previous years of total of 4,58,506. The revenue derived from testing of pipes, fittings, etc., sent by private parties amounted to Rs. 1,12,184 as against Rs. 42,581 of the previous year.

(31) During the year, 3,985 Municipal meters and 668 private meters of different sizes were tested at the Municipal Workshop for ascertaining their correctness. In addition to this, 1,549 new meters submitted by private parties for test of which 1,436 were passed and sealed, and the remaining were rejected. The revenue derived from testing of water meters submitted by private parties amounted to Rs. 6,657.

(32) 110 New Meters received against the order placed in 1957-58 were tested and taken in the Life Book. The total Number of meters maintained in the city were 12,938 including those under repairs, or as spare meters for replacing those which were out of order. Details of these meters are shown under Appendix XV.

(33) A large number of drinking fountains and cattle troughs were temporarily closed down and kept in disuse on account of frequent thefts of fittings by miscreants. Drinking fountains donated by public donors were again brought into use by replacing missing fittings. Certain playing fountains were also brought into use. Flora Fountain was regularly played during the afternoon and the fountain was flood-lit during the night. The proposal for providing coloured lighting for this fountain is under consideration. The fountain at King's Circle Garden was put into commission during the year.

(34) All the five gardens mentioned in paragraph (18) were maintained during the year at a total cost of Rs. 43,000. The Kamla Nehru Park and Sir Pherozshah Mehta Gardens were illuminated with multicoloured lights on all Saturdays, Sundays and Public Holidays except during monsoons. In addition to this special illumination arrangements were made on Independences Day and Republic Day.

(35) During the year under review, about 9,700 R. ft. of water mains of various sizes were scrapped with the help of the pipe scrapping machine for improving their discharging capacity. The work of scrapping Public Works Department mains in the Worli B. D. Chawls area was commenced during the year. The cost of this work was met from the amount deposited by the Public Works Department for this work.

(36) With a view to attend promptly to the complaints regarding water supply from the tenants of Municipal chawls and buildings in charge of the Estate Agent and Land Manager, special staff consisting of 2 Sub-Engineers, 4 Fitters and 12 Labourers was appointed, and during the year 718 works of different nature were carried out in the Municipal buildings. Besides this the work of providing a separate tap in each tenement of the chawl at Tadwadi was started in November 1959 by engaging additional labour staff.

(37) During the year under consideration the following new works were carried out by this Branch:—  
New Works.

- (i) Construction of 3 new drinking fountains 2 inside Victoria Gardens and 1 near Gowalia Tank Maidan.
- (ii) Construction of W.C. Blocks for the Labour Staff staying in Siri Road Quarters.
- (iii) Provision of electric lights in the Labour Staff Quarters at Siri Road.
- (iv) Provision of lighting arrangements in the new four tenements constructed over the Bhandarwada Hill Reservoir.
- (v) Fixing of Oil Circuit Breaker Starter of 75 H.P. Pumping Set at Malabar Hill.
- (vi) Construction of Quarters for Operators of Parel Pumping House.
- (vii) Fabrication of Meter Testing Equipment with 2 tanks of 500 gallons capacity each for use in the suburbs.
- (viii) Installation of a 48" dia. electrically operated Sluice Valve at Malabar Hill Reservoir.
- (ix) Installation of a welding transformer at Souter Street Workshop.
- (x) Laying 600 Rft. of 6" dia pipeline at Chowpatty Opp. Dr. Purandare's Hospital, eliminating the dead end of the existing 6" main and thus improving pressures in that locality.

### DISTRIBUTION BRANCH

(38) This Branch deals with the distribution of water within the city limits and is divided into three sections viz., South (A, C and D Wards), North (F and G Wards) and Central (B and E Wards). Each of these sections deals with the work of distribution and regulation of supply, short supply complaints, court actions for enforcement of provisions of the Municipal Act relating to public and private water supply, the investigation of wastage in Municipal and private mains and fittings, re-washing of leaky taps, issuing of notices for defective fittings, metering of water supply, and all matters pertaining thereto. There is a Central Control Station established at Babula Tank Road under the Assistant Engineer, Distribution (Control), for control and regulation of supply and also to deal with emergencies such as fires, bursts, etc. This Assistant Engineer is also in charge of the Central Section. Babula Tank Control Station maintains record of hourly pressures for the suburban and the extended suburban areas and also controls operations on the trunk mains in the outside city division, the connections feeding of the suburban areas.

(39) For the purpose of distribution of water, the city is divided into three main divisions viz., (a) area getting supply from the Malabar Hill Reservoir (b) area getting supply from Bhandarwada Hill Reservoir and (c) area getting direct supply. The details of areas served by two reservoirs and the direct supply are shown in Appendix XVI. The following major works for the improvement of supply were done during the year under review:—  
(a) Commissioning of the 72" East Main at Kapurbawdi—A portion of the 72" East Main which is being replaced between Kasheli A.B. and Balcum (a length of about 4 miles) was renewed and temporarily put into commission in the month of January 1960. This has removed the bottle-neck which existed in the previous year. The supply drawn after January 1960 was about 195 m.g.p.d. i.e., an excess of about 10 m.g.p.d. over the last year's figure.

(b) Feeding the Parel Pumping Station from the 57" Bhandarwada Hill Reservoir Inlet Arm—Originally the Parel Pumping Station was fed at Poibavdi junction King Edward Road from the 48" New Tansa Main. As this main was converted from an inlet main to the Bhandarwada Hill Reservoir to a feeder main for 'F' Ward area due to the commissioning of the 57" x 48" arm from the Vaitarna Main to the Bhandarwada Hill Reservoir, the suction pressures to the Parel Pumping Station were found inadequate and inspite of giving staggered supply to Parel Tank Road and Golanji Hill area, the pressures were not building up satisfactorily. In view of this a cross-connection was made at the Sewri end from the 57" inlet arm to feed the 18" main in King Edward Road thereby effecting considerable improvement in pressures in the areas fed by the Parel Pumping Station. This arrangement fitted into the layout of mains proposed in the Master Plan for distribution of water supply, as the inlet to Golanji Hill reservoir will take off from this point.

(c) Laying of a 21" main in Road No. 13 at Worli feed the distributing mains to the B.D.D. Chawls—The B.D.D. Chawls at Worli were in receipt of supply through 9" distributory main from the 30" main in Globe Mill Passage. In spite of higher pressures being available in the 30" main in Globe Mill Passage, a drop of 12 to 15 lbs. of pressure was found in the 9" main in Road No. 15, as this 9" main was feeding a network of cross-connecting service mains to the 126 chawls at Worli. As a result of continuous negotiations with the State Government in whose charge the maintenance of the B.D.D. Chawls vests, it was possible for this department to lay a 21" main in Road No. 13 taking off from the 30" main in Globe Mill Passage and connecting it with the 24" main in Haines Road at the other end. This main has been connected to the distributory mains in the chawl area. As a result, it was observed that water supply was available upto the third floor level and there was general satisfaction regarding water supply among the residents of the B. D. D. Chawls.

(d) Cross-connections—As pressures were not adequate in Goghari Mohalla, Clare Road, Mussa Killedar Street and Byculla Station Road, the service mains were cross-connected with the trunk mains in these areas, resulting in considerable improvement in the pressures.

(e) Removal of Deacon Meters fixed in series—Deacon meters fixed directly on the service mains were found to have been the cause of drop in pressures and source of contamination of the water supply. A programme of removing these meters was, therefore, taken in hand and during the year 13 meters were removed, resulting in improvement of pressures in such mains. The work of detecting wastage and testing of these water mains is now being done by means of portable Deacon Meters.

(40) In the Master Plan of distribution of supply, it has been envisaged to have separate outlets serving each independent zone with a view to have better operational convenience in case of fires and for equitable distribution of supply in general. A start in this direction was made by carrying out the following modifications in the distribution system.

(a) Formerly a mixed supply was given to 'A' Ward through both 48" New Fort and the 30" Backbay outlets. This year the 30" Backbay was isolated to feed the areas bounded by Marine Drive, 'F' Road, Mayo Road, Mahatma Gandhi Road and 1st Marine Street and the 48" New Fort was reserved to feed the rest of Fort, Bori Bunder and Colaba areas. This resulted in improvement of terminal pressures of both these zones by about 6 lbs. per Sq. inch. This has also brought better operational convenience in case of fires.

(b) Previously the following areas of Mazagaon viz., Love Lane, Matarpakhady, Mount Road, Victoria Road and Narielwadi were fed from the elevated tank at Bhandarwada Hill, through a 14" > 12" outlet. As this outlet could not cope up with the peak demand inspite of staggering of supply hours in these areas, the supply to Mount Road, Narielwadi and Victoria Road was given from the 36" Bhandarwada Hill Reservoir inlet arm. This reduced the load on the elevated tank outlet and therefore the remaining area served by this outlet has got better supply at higher pressures.

(41) Day time supply was maintained in the F and G Wards which receive direct supply. It was also continued in A Ward which is served by the Malabar Hill Reservoir. In C and D Wards, there were some cases of contamination in water mains, and therefore day time supply in these wards was stopped to facilitate location of the source and location of contamination.

(42) The following changes were made in the pattern of supply during the year :—

Change in pattern of supply through trunk mains and hours of supply

- (a) The supply from the 96" was given mainly to the Malabar Hill and the Bhandarwada Hill Reservoirs.
- (b) The East Mains aided by the duct line and the Vehar main supplied the Eastern Suburbs and the 'F' Ward.
- (c) The Westmain aided by the surplus from the East Main supplied the Western Suburbs and the 'G' Ward.

The above changes reduced the boost to 'F' and 'G' Wards from the inlet mains feeding the reservoirs during the peak load hours and also effected an increase of half an hour in the evening supply through out the city. The hours of supply in different localities in the city are shown in Appendix XVII.

(43) The average quantity of water per day brought to the City, suburbs and extended suburbs was as follows :—

Area	Average daily quantity of water	Unit	Notes
City	151.00	Million gallons.	
Western Suburbs	15.63	Do.	
Eastern Suburbs	15.80	Do.	
Ext. Suburbs (West)	5.13	Do.	(including 2 million gallons for Aarey Colony).
Ext. Suburbs (East)	0.72	Do.	
<b>Grand Total</b>	<b>188.28</b>	<b>Do.</b>	

In recent years, the demand for water has greatly increased due to rapid industrialization and housing activities. The work of expanding the net work of water mains in the area of the recently merged extended suburbs, has accelerated, and this in due course, will attract industries and housing projects. It is thus anticipated that in very near future the maximum supply capacity of the present sources will be drawn upon and in order to keep pace with the growing demands, it will be necessary to survey in detail some of the likely future sources of supply that this department has tentatively planned and to execute new schemes for augmentation of City water supply.

(44) The 30" Thakurdwar outlet was put out of commission since November 1959 due to the work of putting of the 30" laying a large sized sewer in Queen's Road.

Thakurdwar Outlet out of commission on account of drainage works

Though this outlet has been put out of commission, the normal pressures have been maintained in the areas served by this outlet through suitable reallocation of supply through Kalbadevi and Dhobitalao outlets.

45. During the year 4053 Nos. of complaints were received on account of shortage of water supply due to major defects either in Municipal or private distribution system. A comparative statement of short supply complaints received since 1943 is given in Appendix XVIII, In addition to the above 19557 Nos. of complaints on account of temporary shortage of supply due to chokes and leakages in consumers' pipes and fittings, and wastage in premises were received and were remedied with due dispatch.

Short supply complaints

46. Municipal Commissioner's Notices under Section 274 (1) & (3) of the Bombay Municipal Corporation Act, were issued in 416 cases and under 271 (2) in 97 cases in respect of premises which were without Municipal water supply. The number of prosecutions launched during the year was 408. The number of convictions was 283, 48 cases were withdrawn after compliance with the notices and 77 cases were pending disposal at the end of the year. The total amount of fines recovered was Rs. 3,726. Besides the above, 6,447 notices under Section 278 (2) of the Bombay Municipal Corporation Act were served on the owner for defects in water fittings, excluding those in respect of unauthorised works infringing the provisions of Section 287-A and B of the Municipal Act, and non-compliance of Water Bye-Laws. Arising out of these 879 prosecutions were launched. The number of convictions was 655 and the amount of fines recovered was Rs. 4,689.

Notices and prosecutions

Court work continued to be conducted by the Ward Sub-Engineer. Reluctance on the part of the landlords to comply with our requisitions gave rise to our actions being frequently challenged on purely legal grounds and it became increasingly difficult for the Sub-Engineers to deal with them and in many cases the assistance of the Solicitor to the Corporation was sought to conduct contested cases.

47. The number of cases reported to the Standing Committee for severing water connections for non-payment of taxes and using unmetered water supply was 1476 as against 1370 in the previous year. In 278 cases the supply was closed but subsequently restored. In 80 cases the water connections were cut off. In the remaining cases the execution of Disconnection Orders were not carried out as the consumers complied with the Municipal requirements.

Disconnecting water supply

48. The total number of calls received by the Distribution Branch from the Fire Brigade Department was 1728 as against 1780 received during the previous year. Out of 1728 calls 356 were false and 131 were on account of collapse of houses. The total quantity of water used on fires was about 2.11 million gallons. In order to enable the staff to attend fires promptly, three vans, one at 'E' Ward, another at 'F' South Ward Office and the third at the 'G' South Ward Office were maintained.

Fire Attendance

49. The rewashing work done is shown in Appendix No. XIX. The work of house to house inspection of leaky taps and fittings throughout the city was continued.

Rewashing

50. 461 Pitometer Observations were taken during the year to gauge the quantity of water conveyed by the trunk and the distributory mains with a view to finding out whether any of them were surcharged or undercharged. Several proposals for remedying defects based on these observations, were made.

Pitometer Gauging

51. 41 Miles and 1786 feet of mains varying from 4" to 9" were tested by Deacon Meters in the city and 691 Miles and 4298 feet of mains from 3" to 72" were sounded. As many as 20,195 underground and 15,445 aboveground defects were found out and repaired.

Testing of mains by Deacon Meters and sounding

52. The total revenue derived from water supplied by meter measurement was Rs. 2,19,01,079 for the city only as against Rs. 2,2,492,802 during the previous year. The decrease below the last year's revenue was Rs. 5,91,723. The metering programme was continued during the year. The total number of restaurants metered was 86 against 3249 during the previous year.

Revenue from metered connections

53. 12,086 meters of sizes varying from 1/2" to 12" were maintained during the year at a total cost of Rs. 39,000 which included the cost of maintaining Venturi meters also. The number of meters exchanged was 3,684. 669 meters were fixed on new connections and 54 meters were removed from the existing connections.

Meters

54. During the year under review, 84 new properties were metered. The programme of metering supply in areas where the quantum of supply was above average was continued during the year and areas of Shivaji Park in 'G' Ward, North of Harbour Branch Railway Line at Futka Tank, Gamdevi, and part of Tardeo areas comprising of 154 properties were metered.

Progressive metering of domestic supply in the city

### Quality Control of Water Supply.

55. This Branch is entrusted with the work of keeping a close vigilance over the quality of water supplied to the consumers and of maintaining a desirable standard of purity. The activities of this branch during the year under review are detailed below :—

56. In the 12 wards (Wards A, B, C, D, E, F, G, H, K, L, M, N) of the city and suburbs, there were per ward two sets of six sampling points each numbered 1 to 6. These sampling points were on service mains and were so selected as to represent the quality of water supply at the consumer's end in the entire distribution system of Greater Bombay.

Samples were collected by a mobile trained squad of the Municipal Analyst's Department every day except on Sundays, from each ward. As many areas of the city received intermittent supply, sampling was done during supply hours between 4 p. m. to 11 p. m.

Samples for bacteriological examination were collected each day from one set of like-numbered sampling points in each ward, and while collecting the samples the residual chlorine was determined with the help of chloroscope equipped with special glass for night reading. The sampling points were thus rotated each day to cover the entire ward in one week. The next week, the procedure was repeated with the other set of sampling points. Thus each sampling point was repeated once a fortnight and 72 samples were collected each week. Thus in all 3,712 routine samples were collected. In addition to this, the Municipal Analyst's staff collected 8 samples per week from the separate sampling points in the Bombay Port Trust area. The additional number of routine samples collected from Port Area during the year was 425.

In addition to the above, special samples were collected by this department from areas where contamination was suspected on account of incidence of typhoid fever cases in those areas, and also from localities where complaints of odour and turbidity in water were received. The total number of such special samples collected during the year was 2,730.

For chemical analysis 15 samples were taken once a fortnight which comprised three samples of raw water from the lakes collected by Assistant Engineer Incharge of lakes and 12 of treated water in Greater Bombay, one from each of the 12 wards collected by the Municipal Analyst's staff. The total number of samples collected for chemical analysis during the year was 360.

In addition, this Department collected 49 samples for chemical analysis from the Greater Bombay area.

57. Samples found to contain aerogenous group of bacteria indicated entry of soil bacteria into the supply whereas those found to contain bacterial group of faecal type indicated sewage pollution. The degree of pollution was expressed by the most probable number index count of bacteria present.

**Evaluation of samples and detection and removal of sources of contamination**

Wherever evaluation of samples collected indicated contamination or where contamination was obvious on account of complaints of foul smelling water, were received detection was done by sounding of underground water mains and appurtenances and communication and consumer's pipes and fittings by the use of sounding rods and also by inspection of consumers pipes aboveground specially in house gullies. Defects thus detected were rectified by taking one or more the following measures :

- (a) Hydrants in the locality were flushed.
- (b) Breaches in communication or consumers pipes were repaired, corroded portions were renewed and pipes in the vicinity of drains were diverted and realigned.
- (c) Leaky hydrants and sluice valves were repaired and underground hydrants in the vicinity of drains were converted into standpost hydrants.
- (d) Disused connections were cut off on the water mains.
- (e) Consumers pipes in gullies were raised so as to bring them well above the level of sullage water in gullies.
- (f) Incrusted water mains were scraped.
- (g) Leaks on water mains were repaired.

58. Intensive disinfection of the service and distributory mains in areas likely to be affected by pollution was done by means of portable chlorinators until the above rectification works were completed, and subsequent samples were found potable.

59. A special staff was sanctioned and appointed in December 1959 for detecting and removing sources of contamination in congested localities viz., whole of 'B' and 'C' Wards, part of 'D' Ward excluding Malabar Hill and Tardeo area, part of 'A' Ward comprising of Koliwada and Fort market areas and part of 'E' Ward comprising of Nagpada and Kamathipura area.

60. Bombay is an International port of call, for large ocean going vessels including Tourist Liners, which take tons of water from Bombay Port. It is, therefore, note-worthy that all the 425 samples collected from the Dock area (vide para. 56) were free from coliform organism.

The International standards for "drinking water published by the World Health Organisation in 1958 stipulate, " In 90 per cent. of the samples examined throughout any year, coliform bacteria shall not be detected." In prescribing the above high and rigid standards, the said publication mentions, " Although there is no doubt that this is a standard that should be aimed at everywhere, there are many areas in which the attainment of such a standard is not economically or technically practicable." It is gratifying to note that Bombay's water supply conforms to this rigid International standard in as much as out of 3712 routine samples taken during the year 92.5 per cent. of the samples were free from coliform bacteria.

## V—CONSTRUCTION BRANCH

61. This Branch handled the laying of small sized (upto 12" diameter) mains both for this department as well as for sister departments and private parties when so required. Work of protecting the old steel trunk mains by guniting and minor works for improving the distribution were also handled by this branch.

General

62. Service mains were laid in fully developed areas and in streets where the existing mains were undersized or old, and required to be replaced. Feeder mains were also laid in certain areas where they were needed. The particulars of the works carried out during the year are shown under Appendix XX.

Laying new water mains

63. In view of complaints of shortage of water supply from certain areas, the following works were carried out and the immediate relief was given to the consumers in these localities.

Works for improving the supply

- (a) Making 32" × 6" connections (2 Nos.) in DeLisle Road near Byculla Railway Station.
- (b) Providing 9" sluice-valve opposite Simplex Mills in Clerk Road to improve the supply of Byculla locality.
- (c) Making 32" × 6" connection in St. Mary Street to improve the supply of 'E' Ward.
- (d) Providing three numbers of 6" sluice valves in Naigaum and Bhoiwada area to improve water supply in Naigaum area.
- (e) Making 6" × 2" cross connection in Matunga Labour Camp to improve the water supply in labour camp.

64. The length of the 57" steel mains in the city which were laid in the year 1926, is about 11.5 miles. It has been found that at many places heavy corrosion has set in due to aggressive sub-soil resulting in pitting of plates at several places and frequent bursts. It had, therefore, become expedient to take immediate measures to provide protection by reconditioning the pipes by patch-plating and providing a protective coating of 2" thick reinforced gunite. The Corporation has sanctioned an estimate of Rs. 70,00,000 for this scheme. During the year about 800 Rft. of steel mains were gunited making a total of 25,311 Rft. of mains protected so far.

Protection of the 57" steel mains in the city by patch plating and guniting

65. The following works were carried out on behalf of the other departments of the Corporation :—

Works done for sister departments

- (a) Removing of 5" water mains between Road Nos. 18 and 26 in Sewri-Wadala Scheme No. 57 for the City Engineer.
- (b) Transferring of service connections at Shaikh Memon Street from 1st Ganeshwadi to Kalbadevi for City Engineer.
- (c) Laying 6" water main for 464 units in Sewri Wadala Scheme No. 57 for the City Engineer.
- (d) The work of laying new water mains and diverting and lowering the existing ones in Argyle Road and Raichur Street for City Engineer.
- (e) Laying 6" water main for tenements constructed at New Body Guard Lines.
- (g) Making 22" × 3" connection for Topiwala National Medical College, Dr. Nair Road, for City Engineer.
- (g) Lowering down 12" and 6" C. I. mains in 60' Road No. 32A in Sion Matunga Scheme No. 6 for City Engineer.
- (h) Making 12" × 3" connection to the newly constructed Fire Brigade Station at Colaba for City Engineer.
- (i) Diversion of 3" dia. main for Western Railway laid across Dhapa Drain at Bombay Central for City Engineer.

66. The following works were carried out on behalf of private parties during the year :—

Private parties works

- (a) Making 6" × 6" connection for Bombay Port Trust staff quarters at Wadala.
- (b) Making 3" connection to 127, Netaji Subash Road (Marine Drive) for Nanavati Investment Corporation.
- (c) Making 24" × 3" connection for B. E. S. & T. staff quarters at Government Gate Road, Parel.
- (d) Making 6" × 3" connection at 78, Veer Nariman Road, for Western Railway.
- (e) Making 24" × 4" connection at 24, Pedder Road for Ministry of Film Division (Government of India).
- (f) Making 5" × 3" connection at Vatsaraj Lane for Messrs. Sanghavi.
- (g) Making 12" × 3" connection for I. N. S. Garrison Engineer, East.
- (h) Making 18" × 9" connection in Cuffe Parade for Messrs. Tata Institute of Fundamental Research.
- (i) Making 24" × 6" connection at Tulsi Pipe Road for Messrs. Sakseria Mills Ltd.
- (j) Making 32" × 9" connection in DeLisle Road for Messrs. Simplex Mills Ltd.
- (k) Making 9" × 4" connection for Wadala Bus Depot for B. E. S. T. Undertaking.
- (l) Diverting 6" main at Sewri for Messrs. F. Bock Co. Ltd.
- (m) Making 27" × 3" connection at Bombay Central Station for Western Railway.
- (n) Making 6" × 3" connection for Messrs. Home Industries at Mogal Lane.
- (o) Making 6" × 3" connection to Messrs. Zandu Pharmaceutical Works at Gokhale Road.
- (p) Making 12" × 6" connection to Messrs. Band Box Co. at Worli.
- (q) Making 48" × 9" connection near King's Circle Station for Bombay Port Trust Housing Colony Wadala.
- (r) Making 12" × 3" connection for Railway Police Force Barracks at Lady Hardinge Road for Central Railway.
- (s) Making 6" × 4" connection to Sachivalaya (Extension) for Government of Maharashtra.
- (t) Laying 21" H. S. Main in Road No. 13, B. D. D. Chawls connecting to 30" main in Globe Mill Lane and 24" main in Worli Naka, to improve water supply to Worli B. D. D. Chawls.

## VII—REMODELLING BRANCH

(67) This Branch is entrusted with construction of works underlying the scheme, remodelling the distribution system. As this branch is equipped to carry out major pipe laying works, its organisation is also utilised to carry out other works when large sized mains are to be laid or works of an urgent nature.

Particulars of the pipe laying works done by this branch during the year are given in Appendix XXI.

(68) For purposes of an equitable distribution of the augmented water supply of the city, as a result of implementation of the Vaitarna Cum-Tansa Scheme, it was found necessary to remodel the existing distribution system. A scheme consisting of 33 works, estimated to cost Rs. 83,74,779 was, therefore, formulated and it was sanctioned by the Corporation under Corporation Resolution No. 116, dated the 24th June 1955. Works were immediately started and during their progress in consequence of the Master Plan for distribution of water to Greater Bombay, sanctioned under Corporation Resolution No. 1530, dated the 14th March 1956, it was found necessary to revise this scheme, eliminating some of the works originally proposed, and proposing new works. The modified scheme consisting of 26 works estimated to cost Rs. 87,27,075 was approved by the Corporation under Corporation Resolution No. 696, dated the 1st October 1959.

(69) Upto the end of the year under review, 22 works out of a total number of 26 works have been completed and the total expenditure incurred upto 31st March 1960 was about Rs. 60 lakhs.

The following works from the Remodelling Scheme were in progress during the year:—

- (a) Laying 24" main in Jakeria Masjid Street.
- (b) Structural alterations to the old Control Room and providing staff quarters at Bhandarwada Hill Reservoir.
- (c) Laying 48" Mandvi-Pydhonie—Kumbharwada outlet from Bhandarwada Hill Reservoir (As two alternative alignments were under review, only the work common to both the alignments has been carried out. The Nesbit Road alignment was approved by the Corporation under Corporation Resolution No. 1804, dated the 26th February 1960).
- (d) Laying 18" main in Reay Road and Frere Road from junction Kalachowki to junction Carnac Road.

(70) Besides the Remodelling Works stated above, this branch also carried out other major works as stated below.

(a) Two water mains of sizes 24" and 30" are running in Queen's Road. These water mains were found to be running very near the proposed alignment of the sewer. During the year 1958-59, when the sewer construction work was started, frequent bursts had occurred on these mains due to the subsidence of the earth below these mains. Such bursts had dislocated the entire supply of Fort area and hampered the sewer construction work. Therefore during the year under review, 1080 Rft. of 30" steel main was laid as a temporary measure using pipes loaned by other works at an estimated cost of Rs. 36,460 (excluding the cost of steel pipes). 324 Rft. of the existing 24" C. I. Main close to the sewer alignment was also removed. This temporary arrangement avoided interruptions in the supply to the Fort area and speeded up the sewer construction work.

(b) The City Engineer had proposed to carry out the work of permanent construction of several important roads and junctions in the city. To avoid taking trenches in future along resurfaced roads for repairs and maintenance of water mains, it was decided to lay parallel mains in the footpaths either by shifting the existing water mains from the carriage-way to the footpath or by laying additional mains.

Accordingly in DeLisle Road from junction with Currey Road to junction with Arthur Road, 2490 Rft. of a new 12" main in western footpath was laid and the connections of the properties situated on western side were transferred to this new main.

(c) During the year all the three compartments of the Bhandarwada Hill Reservoir were cleaned and simultaneously a 57" opening in the Compartment No. II was made to serve as a feeder for the new 48" outlet from Bhandarwada Hill Reservoir to be laid along Nesbit Road alignment and also for the 36" outlet (the existing 36" inlet main was to be converted as outlet main as envisaged in the Master Plan).

(d) The work of providing a 12" scour valve for Worli Hill Reservoir (which is under construction) was carried out by this Branch.

(e) The work of connecting the 15" main in the Military area to the existing 18" main in Cuffe Parade was carried out.

(71) The plate bending machine installed by this branch at Souter Street yard was operated during the year and 70 Rft. of steel pipes of various diameters and 66 Cwts. of steel specials were fabricated for the various works in the city and the suburbs.

As this year C. I. pipes and specials were available in larger quantities than the previous years, the demand for fabrication of steel pipes and specials had gone down during the current year.

## VIII—SURVEY AND DESIGN BRANCH

(72) This Branch is entrusted with the work of maintaining records of water mains and fittings, designing new water mains and other structures and preparing plans and estimates for the same, maintaining statistics of lake levels, storages, discharges, rainfall, chemical analysis etc., maintaining records of lands in charge of this department, preparing estimates for extra charges for water used for construction purposes, verifying tenders, contract and bills of contract works and attending to miscellaneous administrative matters of a technical nature.



(73) Several proposals for laying water mains for improvement of water supply of Greater Bombay, were formulated during the year. The Survey Branch prepared plans and estimates for areas covered by various budget heads as follows :—

	Budget.	Plans.	Estimates.	Estimated cost.
	A	84	137	Rs. 1,09,58,305
	D	35	50	2,21,288
	F	41	44	10,31,009
Total ..		160	231	1,22,10,602

(74) 1116 estimates of compounded water charges for water used for construction purpose in the city were framed against 986 in the preceding year, resulting in a total revenue estimated to yield Rs. 7,41,431 as against Rs. 8,21,750 in the preceding year. In addition 1,206 estimates in the suburbs including the extended suburbs as against 1528 in the preceding year, were framed resulting in a revenue estimated to yield Rs. 4,54,007 as against Rs. 5,85,570 in the preceding year.

75. Statements and reports of (a) lake level, (b) storage of water, (c) discharge through trunk mains, (d) rainfall in different districts, (e) bacteriological and chemical analysis of water, (f) short supply complaints, (g) defects found on mains and service pipes, (h) chlorine and ammonia dosages, (i) pressure charts and (j) venturi meter charts, were maintained. Quarterly, monthly and weekly (during monsoon only) statements in respect of item Nos. (a), (b), (c) and (d) were submitted to the Standing Committee.

76. With a view to collect the records of Municipal lands acquired or purchased from time to time for the extension of water works from 1886, special staff to search old records and conduct survey at site, was continued during the year. By the end of the financial year, investigations about the title of lands acquired for Tulsi and Powai lakes, Tansa Atgaon Road and Malabar Hill Reservoir were completed. Survey of lands along pipeline lands in Bombay Suburban area and the Salsette Taluka was also completed.

#### WORKS OF INTEREST

77. On account of remodelling of Kurla Railway Station it was necessary to divert the lower nearly 180 Rft. of the 48" diameter Vehar Main to facilitate construction of additional platforms and sidings for the station. As it was not possible to isolate this main for the work, a new 48" diameter steel main protected against corrosion with coatings of fibre glass and gunite was laid along the new alignment and connected at either end to the existing main. The entire cost of about Rs. 46,000 of this work was borne by the Central Railway Administration.

78. On account of a major burst in the preceding year on the 72" West Main at Kasheli, both the 72" east and west mains were put out of commission pending replacement of these heavily corroded mains. A portion of the new main between Kasheli anchor block and Balkum was laid during the year and was also put temporarily into commission, thus removing the bottle neck that existed in the previous year.

79. On account of difficult terrain, the trolley track serving the Tulsi Lake and Head Works stopped short of the installations at the Head Works. The work of extending this trolley track upto Tulsi Filtration Plant which was commenced last year was completed this year.

80. On account of the alignment of both the 24" Fort outlet and 30" Thakurdwar outlet running very close to and parallel to the alignment of a large sized sewer under construction in the Queen's Road, there were frequent and serious break downs in the distribution system in the previous year due to subsidence of these mains and consequent bursts at joints.

This was remedied during the current year by temporarily utilising 30" diameter steel pipes, fabricated for the Nesbit Road outlet to by pass the Fort outlet by laying the 30" steel main, above the ground between Charni Road Station and Thakurdwar Road, a length of about 1080 Rft. The 24" main close to the sewer alignment was removed and the 30" Thakurdwar Outlet was cut off from Charni Road Station.

#### GENERAL

81. The following were the details of the Welfare Activities sponsored in the Outside City Division and Welfare Activities in the Head Works Division during the year :—

- A Welfare Centre equipped with several indoor games like Carrom, Draughts, Table Tennis, etc., and with open playground for outdoor games like Volley ball, Badminton, Cricket, Hututu, etc., was run at Ghatkopar. This centre is also provided with a sewing machine.
- A Sports Club similarly equipped was run at Vaitarna.
- A Radio Set was installed at Tansa for the entertainment of the staff.
- 'Ganpati' Festival celebrations were organised by the staff from private contributions both in the Outside City Division and the Head Works Division.
- Lower Primary Schools were run by the Local District Boards at Vaitarna and Tansa in school buildings provided by the Corporation.

82. During the year under report, 5 dispensaries were maintained in the Outside City Division with the help of one Medical Officer, 4 compounders and one First-Aid-Attendant, and 2 dispensaries were maintained in the Head Works Division with the help of one Medical Assistant and 2 compounders.



The attendance at the abovementioned dispensaries were as under :—

Serial No.	Dispensary	New patients	Old patients
1	Ghatkopar	4,967	3,722
2	Travelling Dispensary	401	.. ..
3	Kapurbavdi	2,024	1,546
4	Agra Road Centre	.. ..	.. ..
5	Powai Dispensary (V. C. T. Scheme)	2,214	2,456
6	Tansa Dispensary	5,566	.. ..
7	Vaitarna Dispensary	7,476	.. ..

Out of the above 7 dispensaries the Powai Dispensary was entirely financed by the V. C. T. Scheme Branch and half of the cost for dispensaries at Tansa and Vaitarna was also borne by the same Branch. The rest of the expenditure on the dispensaries was borne by this department, which was about Rs. 11,000 in the Outside City Division and about Rs. 15,000 in the Head Works Division.

The Medical Officer paid 40 visits in the Outside City Division, and the Medical Assistant of the Head Works Division visited patients when required along the trolley line upto Pachhapur.

Malaria, Anaemia, Round Worms, Bronchitis, Dysentery, Diarrhoea, Skin diseases, accidental injuries were generally prevalent among the employees attending dispensaries. There was no epidemic in the year under report. However, all the employees in the Head Works Division were vaccinated against Small Pox in February 1960 on account of prevalence of this disease in the nearby villages. All the employees were also given Paludrine Tablets during the months of September to January as a preventive measure against Malaria. The staff Quarters were spread with D. D. T. once a month and at Vaitarna this D. D. T. Service was also rendered to the plot holders in the shopping area every alternate month. Breeding places of mosquitoes were treated with pastrine mixture and D. D. T. Solution. These anti-malarial measures were very helpful in keeping down incidence of Malaria during the year.

83. During the year under report the Lions' Club of Bombay continued to give free powder milk obtained from the "CARE" and Lions' International Organisation. Liquid milk prepared from the powdered milk was supplied without distinction of caste, colour and creed, free of charge, to the children upto an age group of 8 years, of the workers of the Water Works Department whose salary did not exceed Rs. 100 per month, at the following five centres :—

- Water Works Chawls at Malabar Hill Reservoir.
- Water Works Chawls at Bhandarwada Hill Reservoir.
- Water Works Chawls at Babula Tank Control Station.
- Water Works Chawls at Souter Street.
- Water Works Chawls at Maintenance Yard, DeLisle Road.

Throughout the year except during October and part of November 1959 milk was regularly supplied and it was observed that the health of the recipients improved considerably.

84. The details of the superior staff of the Water Works Department are shown in Appendix XXII. The total number of scheduled superior staff during the year was 226 so far as 'A' Budget is concerned and the establishment cost thereto amounted to Rs. 8,26,723 while the labour staff during the year numbered about 1917 and its establishment cost of Rs. 23,46,528. The temporary staff, both superior and inferior was 35 and 861 respectively with a total establishment cost of Rs. 7,90,982.

85. During the year under report, a Joint Council for the Executive Staff consisting of 2 Officers of the Department with the Hydraulic Engineer as Chairman and 3 members of the staff representing the Municipal Executive Staff Union with the Honorary General Secretary of Union continued in office and one meeting was held.

The Joint Labour Council, consisting of 5 Officers of the department with Hydraulic Engineer as the Chairman, 5 members of the staff consisting of labour representatives and Labour Officer as the Ex-Officio Member continued to function during the year under report. Only one meeting could be held due to long negotiations being carried on between the Municipal Commissioner and the Union. At this meeting an important decision was taken *viz.*, to prepare separate seniority lists of workers of different branches for City, Suburbs and Extended Suburbs.

86. (a) *Revenue.*—The total expenditure incurred on Water Works amounted to Rs. 2,82,17,284 which include Rs. 1,99,27,342 as interest, sinking fund, charges, etc., for loans raised for water work, Rs. 9,62,204 for proportionate charges for a General Superintendent and Revenue Collection, and Rs. 2,95,387 for Provident Fund and Pension Charges, the total revenue derived from Water Works was Rs. 3,04,22,582, the excess of income over expenditure being Rs. 22,05,298.

(b) *Loan Fund.*—The total expenditure incurred during the year out of the Loan Fund was Rs. 1,09,10,638.

R. V. ABREU.  
B.SC., B.C., M.I.E., (INDIA).  
HYDRAULIC ENGINEER,  
Bombay Municipal Corporation

## APPENDIX I

(Vide Para No. 1)

## Statistics of the Lakes for 1959-60.

Serial No.	Particulars.	Tansa.	Vehar.	Tulsi.	Powai.	Vaitarna.
1	Distance from Bombay (Town Hall) in miles by road	66	18	22	17	74
2	Water spread at full supply level in square miles	7.38	2.8	0.52	0.86	3.3
3	Total catchment area in square miles	52.50	7.32	2.61	2.58	174.00
4	Total rain fall in inches	131.81	138.54	153.43	142.61	151.30
5	Average rain fall of the preceeding 5 years	125.14	132.41	149.67	146.88	146.51
6	Number of wet days	108	106	105	107	114
7	Fluctuation in rainfall as compared with average of preceding 5 years	+6.67	+6.13	+3.76	-4.27	+4.79
8	(a) Number of days in which rainfall was between 1" and 2"	22	20	24	24	23
	(b) Number of days in which rainfall was between 2" and 3"	11	11	12	7	19
	(c) Number of days in which rainfall exceeded 3"	11	14	16	15	9
9	Maximum rainfall in per in inches	6.92"	7.06"	6.89"	6.30"	7.12"
10	Date of maximum rainfall	20-7-59	24-8-59	24-8-59	20-7-59	20-7-59
11	The lake commenced to overflow when the rainfall amounted to inches	47.49	119.54	74.57	57.09	39.84
12	Date on which the lake started overflowing	21-7-59	13-9-59	1-8-59	24-7-59	19-7-59
13	Number of days the lake overflowed	44	14	65	64	123
14	Number of times the lake overflowed	19	2	3	5	1
15	Quantity of water that overflowed over the waste-weir in million gallons	49,113	2,278	3,225	2,865	2,92,610
16	Quantity of water overflowed equivalent to number of days of supply to Greater Bombay	261	12	17	...	1,556
17	Full supply level of the lake in Town Hall Datum	422.00	264.50	456.60	195.00	535.00
18	Contents of the lake at full supply level in million gallons above the lowest outlet.	40,660	9,120	2,295	1,200	39,510
19	Highest level reached during the year in T.H.D.	422.07	265.40	457.80	195.55	535.42
20	Date on which the highest level was reached	30-8-59	12-10-59	24-8-59	12-10-59	28-7-59
21	Lowest drawable levels.	385.00	234.50	430.00	...	416.88
22	Drawable capacities in million gallons when the lakes are full.	35,275	8,425	1,771	...	39,510
23	Lowest level reached during the year in T.H.D.	405.08	240.18	434.72	181.45	447.60
24	Date on which the lowest level was reached	27-6-59	25-6-59	27-6-59	25-6-59	31-5-59
25	Contents of the lake at the lowest level reached in million gallons	21,423	1,878	742	165	5,660
26	Contents of the lake at lowest drawable levels in million gallons	5,403	713	524	...	...
27	Useful storage carried over for the next year	16,020	1,165	218	...	...
28	Quantity of water required to fill up the lakes, to full supply level from the lowest level reached, in million gallons	19,237	7,242	1,553	1,035	33,850
29	Percentage run off into the lake from the catchment as per rainfall registered at the lake	82.10	86.71	86.18	...	...
30	Quantity of water brought into the City and Suburbs Including Extended Suburbs during the year in million gallons	59,619.90	8,023.60	1,267.90	...	...
31	Average quantity of water brought into the City and Suburbs Including Extended Suburbs per day in million gallons	162.89	21.92	3.46	...	...
32	Total loss of water due to evaporation, leakage and absorption in million gallons during the dry-period of 7 months	7,156	1,322	643	...	...
33	Average loss of water per day due to evaporation and other losses during the dry months in million gallons ( 7 months)	33.59	6.20	3.01	...	...
34	Total loss of water due to evaporation only in million gallons for 7 dry months of the year.	2,890.17	850.99	201.94	...	...
35	Average loss of water per day due to evaporation only in million gallons for the 7 dry months of the year.	13.56	3.99	.94	...	...

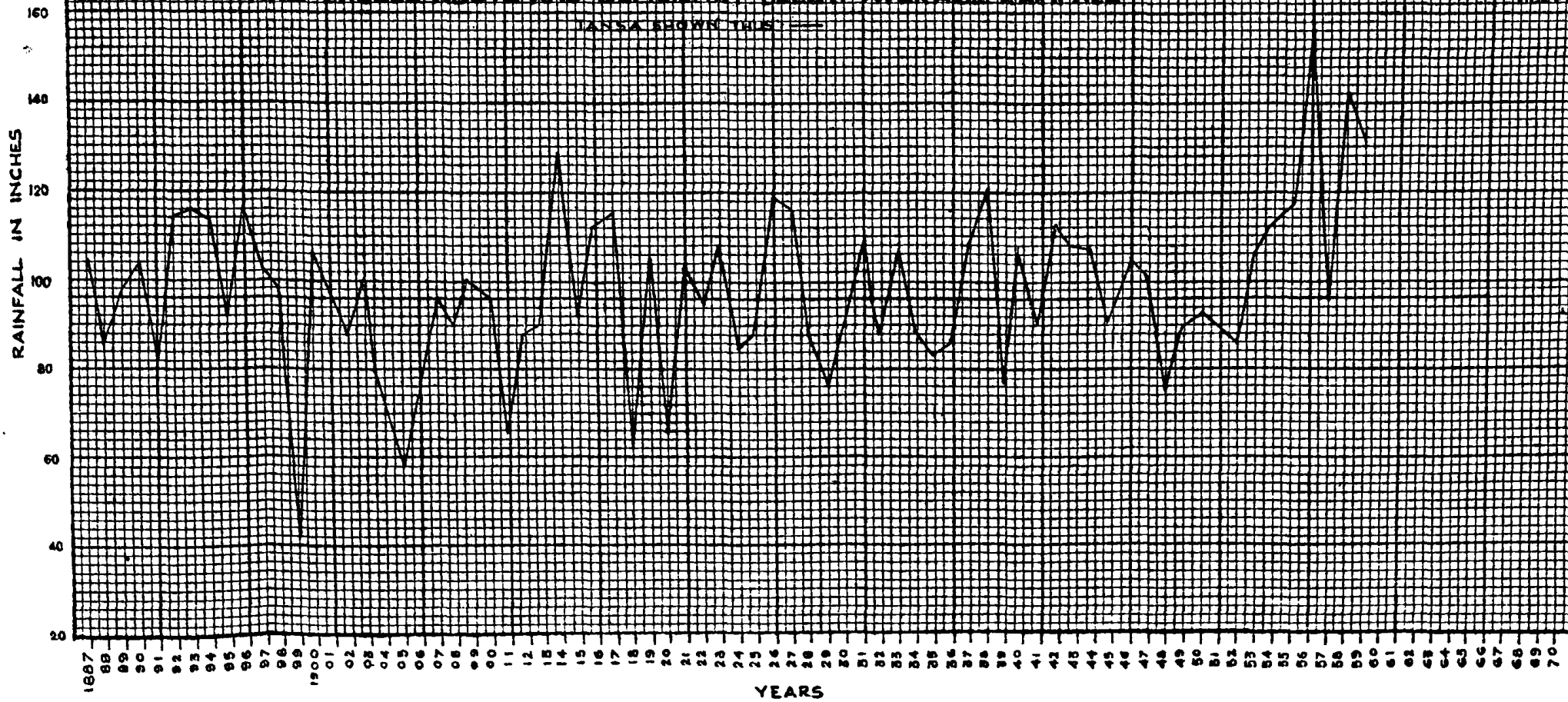
## APPENDIX I(A) (Wide Para. No. 1).

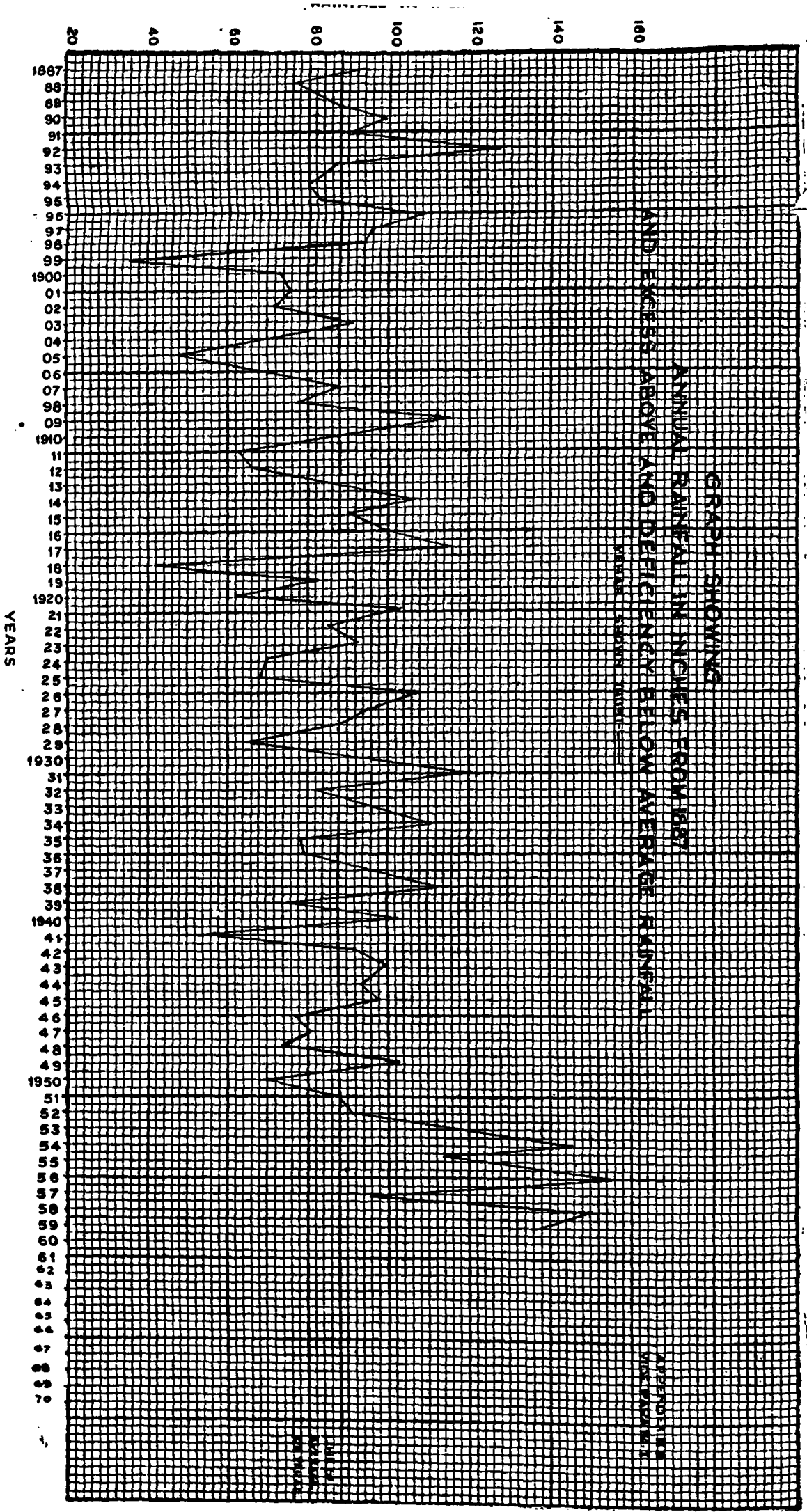
Quantity of water lost by evaporation alone in the Vaitarna and Tansa lakes.

Month.	VAITARNA		TANSA	
	EVAPORATION IN FT. & M. G.		EVAPORATION IN FT. & M. G.	
	Feet.	M. G.	Feet.	M. G.
1959—				
April	0.770	156.00	0.335	396.00
May	0.753	159.00	0.333	370.00
June				
July				
August	Not recorded.		Not recorded.	
September				
October				
November	0.434	235.00	0.333	400.00
December	0.403	216.00	0.341	380.00
1960—				
January	0.372	201.00	0.341	374.00
February	0.550	247.00	0.380	420.00
March	0.659	271.00	0.630	670.00
Total	3.660	1,485.00	2.693	3,010.00


GRAPH SHOWING  
ANNUAL RAINFALL IN INCHES FROM 1897  
AND EXCESS ABOVE AND DEFICIENCY BELOW AVERAGE RAINFALL

APPENDIX II  
PAGE 250





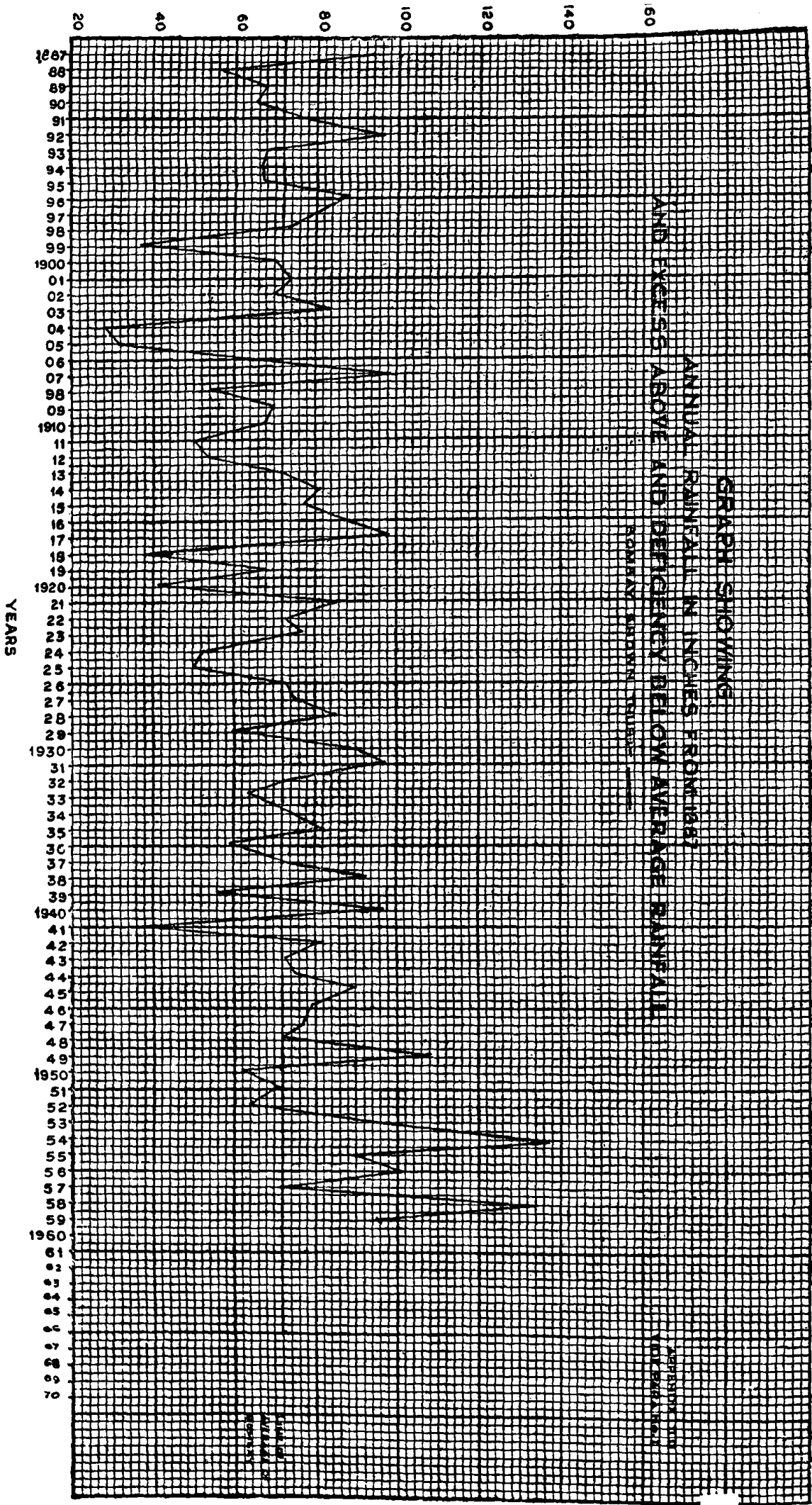
RAINFALL IN INCHES



U.S. DEPARTMENT OF AGRICULTURE  
BUREAU OF WEATHER SERVICE

WATER RESOURCES DIVISION  
WASHINGTON, D.C. 20260





1887  
88  
89  
90  
91  
92  
93  
94  
95  
96  
97  
98  
99  
1900  
01  
02  
03  
04  
05  
06  
07  
98  
09  
1910  
11  
12  
13  
14  
15  
16  
17  
18  
19  
1920  
21  
22  
23  
24  
25  
26  
27  
28  
29  
1930  
31  
32  
33  
34  
35  
36  
37  
38  
39  
1940  
41  
42  
43  
44  
45  
46  
47  
48  
49  
1950  
51  
52  
53  
54  
55  
56  
57  
58  
59  
1960  
61  
62  
63  
64  
65  
66  
67  
68  
69  
70

20  
40  
60  
80  
100  
120  
140  
160

U.S. DEPARTMENT OF AGRICULTURE  
 BUREAU OF WEATHER SERVICE

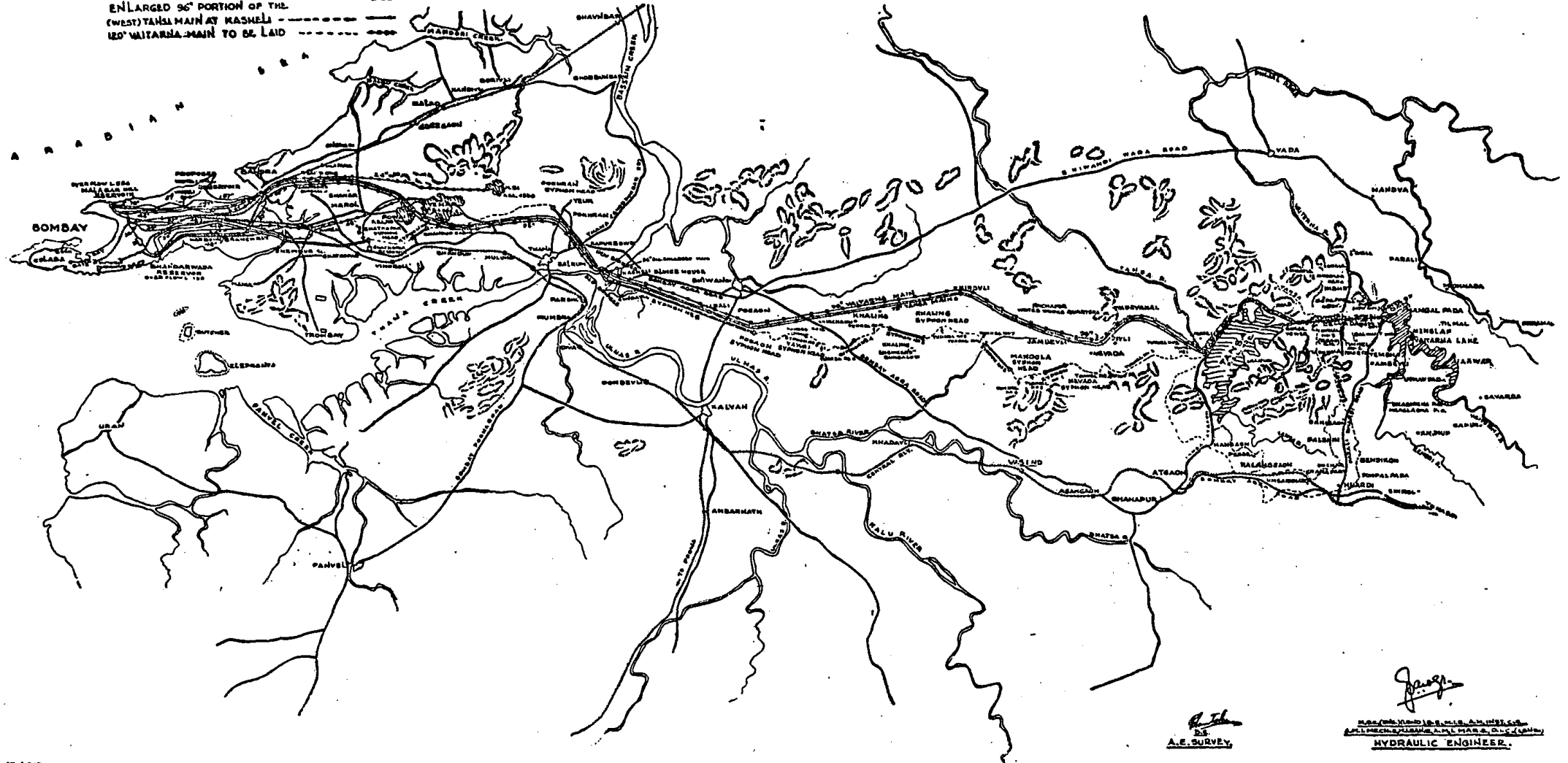
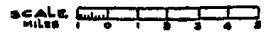
WASHINGTON, D.C.  
 1970

# WATER SUPPLY WORKS OF THE BOMBAY MUNICIPAL CORPORATION


DRAWING NO. 1247

Notes--

- 72" TANSA MAINS ..... SHOWN THIS
- MASONRY DUCT & SYMPHON LINE ..... ---
- 48" VEHAR MAIN ..... ---
- 84" TULSI MAIN ..... ---
- 10' DIAMETER TUNNEL ..... ---
- PROPOSED ROAD ..... ---
- EXISTING ROADS ..... ---
- 96" VAITARNA MAIN ..... ---
- LAKES ..... ---
- ENLARGED 96" PORTION OF THE (WEST) TANSA MAIN AT KASHALI ..... ---
- 120" VAITARNA MAIN TO BE LAID ..... ---



A.E. SURVEY

  
 HYDRAULIC ENGINEER

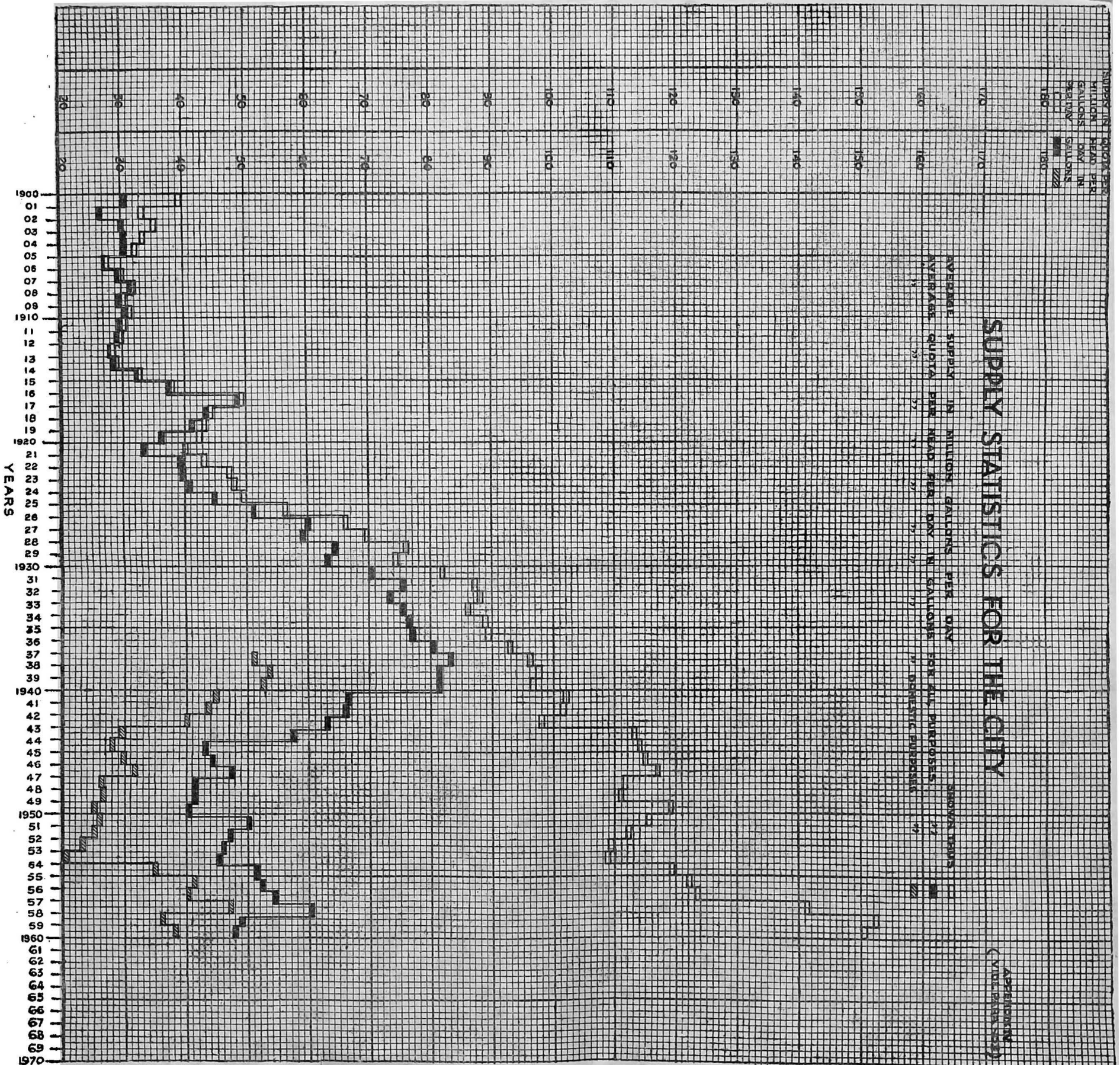


1900-1970  
 MILLION GALLONS PER DAY IN  
 SUPPLY  
 MILLION GALLONS  
 PER DAY IN  
 DEMAND

# SUPPLY STATISTICS FOR THE CITY

APRIL 1970  
 (VOLUME 1)

AVERAGE SUPPLY IN MILLION GALLONS PER DAY  
 AVERAGE QUOTA PER HEAD PER DAY IN GALLONS FOR ALL PURPOSES  
 SHOWN TRENDS  
 DOMESTIC PURPOSES



## APPENDIX IV

(Vide Para No. 3)

## Supply Statistics (1959-60).

(1) Quantity of water supplied to the Greater Bombay during the year in million gallons...	68,911.40
(2) Quantity of water supplied to the city proper during the year in million gallons	55,325.40
(3) Quantity of water supplied to the Greater Bombay during the previous year in million gallons	68,062.15
(4) Increase over the previous year's supply in million gallons in Greater Bombay	849.25
(5) Quantity of water supplied to the Thana Municipality, Nowpada and Kopri Colony in million gallons not included in Item 1 above.	346.69
(6) Total quantity of water supplied to all concerns outside the limits of Greater Bombay in million gallons, including Item No. 5 above	539.70
(7) Average daily supply during the year in million gallons to City proper	151.00
(8) Average daily supply during the year in million gallons to Greater Bombay	188.28
(9) Average daily supply during the previous year in million gallons to Greater Bombay	186.47
(10) Increase over previous year's average daily supply in million gallons to Greater Bombay	1.81
(11) The estimated population at the close of the year 1958 as per the report of the Study Group on Greater Bombay, appointed by the Government of Bombay for the city..	31,00,000
(12) The estimated population at the close of the year 1958 as per the report of the Study Group of greater Bombay, appointed by the Government of Bombay for the suburbs	9,14,000
(13) The estimated population at the close of the year 1958 as per the report of the Study Group on Greater Bombay, appointed by the Government of Bombay for the Extended Suburbs	2,86,000
(14) The estimated population at the close of the year 1958 as per the report of the Study Group on Greater Bombay, appointed by the Government of Bombay for Greater Bombay	43,00,000
(15) The maximum supply per day during the year in million gallons on 8th January 1960	199.70
(16) The minimum total supply per day during the year in million gallons on 26th May 1959	173.90
(17) Total quantity conveyed by the two 72" and 96" mains during the year in million gallons...	55,791.20
(18) Average quantity of water conveyed daily by the two 72" and 96" mains in million gallons	152.43
(19) Total quantity of water conveyed by the Duct during the year in million gallons	3,828.70
(20) Average quantity of water conveyed daily by the Duct in million gallons	10.46
(21) Total quantity of water conveyed by the 48" Vehar main during the year in million gallons from Vehar Lake	8,023.60
(22) Average quantity of water conveyed daily by the 48" Vehar main in million gallons from Vehar Lake	21.92
(23) Total quantity of water conveyed by the 24" Tulsi Main during the year in million gallons...	1,267.90
(24) Average quantity of water conveyed daily by the 24" Tulsi Main during the year in million gallons	3.46
(25) Quantity of water supplied in million gallons for domestic purposes during the year to the city	43,731.17
(26) Quantity of water supplied in million gallons for domestic purposes during the year to the Suburbs	7,206.00
(27) Quantity of water supplied in million gallons for domestic purposes during the year to Extended Suburbs	833.00
(28) Quantity of water supplied in million gallons for domestic purposes during the year to Greater Bombay	51,770.17
(29) Average quantity of water in gallons supplied for domestic purposes per head per day to the city	38.50
(30) Average quantity of water in gallons supplied for domestic purposes per head per day to Suburbs	21.58
(31) Average quantity of water in gallons supplied for domestic purposes per head per day to Extended Suburbs	7.96
(32) Average quantity of water in gallons supplied for domestic purposes per head per day to Greater Bombay.	32.81
(33) Average daily supply for all purposes in gallons per head per day to the city	48.80
(34) Average daily supply for all purposes in gallons per head per day for Suburbs	34.30
(35) Average daily supply for all purposes in gallons per head per day for Extended Suburbs	20.20
(36) Average daily supply for all purposes in gallons per head per day for Greater Bombay	43.70
(37) Percentage of water supplied for domestic purposes to total supply in Greater Bombay	75.00
(38) Percentage of water supplied for other purposes to total supply in Greater Bombay	25.00

## APPENDIX V (Vide Para. No. 3)

Statement showing the quantity of Municipal water used for different purposes during the year 1959-60:—

Serial No.	Particulars.	Quantity in million gallons.	Percentage.	Remarks.	
1	Milch Cattle Stables	21.36	0.038	Metered.	
2	Other Stables	20.91	0.037	"	
3	Textile Mills	3,700.32	6.580	"	
4	Dyeing, Printing and Bleaching Mills	1,003.09	1.83	"	
5	Gymkhanas, Playgrounds etc.	75.71	0.137	"	
6	Race Course	45.04	0.082	"	
7	Industries	1,099.69	1.985	"	
8	Laundries and Dhobighats	235.51	0.425	"	
9	Lodging and Boarding Houses	119.60	0.215	"	
10	Hotels	201.07	0.365	"	
11	Restaurants	465.98	0.848	"	
12	Flour Mills	21.41	0.039	"	
13	Private Hospitals	29.47	0.053	"	
14	Railways	920.82	1.68	"	
15	Bombay Port Trust	1,938.81	3.50	"	
16	Private Markets	37.58	0.068	"	
17	Bakeries	22.54	0.041	"	
18	B.E.S. & T. Undertaking Properties	118.87	0.216	"	
19	Municipal Dhobighats	104.58	0.189	"	
20	Cultivating lands	1.20	0.002	"	
21	Construction Works (Metered)	26.21	0.047	"	
22	Do. (Unmetered)	297.00	0.537	Unmetered.	
Total Supply for non-domestic purposes.		10,506.77	18.914		
23	Fire Purposes	2.11	0.004	Unmetered.	
24	Leakage detected and remedied	1,006.00	1.81	"	
25	Municipal Construction Works	11.70	0.02	"	
26	Road watering and cleaning and flushing gullies	67.65	0.122	"	
Total supply for Public Purposes		1,087.46	1.956		
27	Domestic supply to City—			Per capital consumption for domestic purposes is 38.50 gallons per head per day.	
	(a) Metered	6,502.56	43,731.17		
	(b) Unmetered	3,722.61	79.13		
Total quantity of Water supplied to the City:		55,325.40	100	Per cent.	
<i>Suburbs—</i>					
	(a) Domestic	7,206	11,462.00	63.00	Per Capital consumption for domestic purposes is 21.58 gallons per day.
	(b) Non-domestic	4,256			
Total quantity of Water Supplied to Suburbs		11,462.00	100	Per cent.	
<i>Extended Suburbs—</i>					
	(a) Domestic	833.00	2,124.00	39.20	Per Capital consumption for domestic purposes is 7.96 gallons per head per day.
	(b) Non-domestic	1,291.00			
		2,124.00	100	Per cent.	
Total quantity of water supplied to the Extended Suburbs.					
Grand Total.		68,911.40			

Note:—The total quantity of water supplied to the City and suburbs i.e., Greater Bombay was 68,911.40 million gallons.

## APPENDIX VI (Vide Para No. 7)

Statistic of trunk mains, embankments, culverts and bridges etc. —

	Head Works Division.		Outside City Division. (Miles).	Total. (Miles).
	Vaitarna. (Miles).	Tansa. (Miles).		
1. Length of steel mains ..	.19	30.00	139.00	169.19
2. Length of C. I. Mains ..	..	..	48.25	48.25
3. Length of masonry duct ..	..	7.50	15.75	23.25
4. Length of tunnels ..	3.88	1.89	1.97	7.74
5. Length of embankment ..	..	10.00	108.00	118.00
6. Length of trolley track ..	..	10.00	71.50	81.50
7. Bridges and Culverts ..	2 Nos.	54 Nos.	309 Nos.	365 Nos.

## APPENDIX VII (Vide Para No. 9).

Plants, Machinery and Tools in the Outside City Division.

(1) Petrol driven motor trolley	... 11 Nos.
(2) Diesel Locomotive	... 2 Nos.
(3) Petrol Truck	... 1 No.
(4) Jeep	... 1 No.
(5) Portable Arc Welding Sets	... 2 Nos.
(6) Portable Compressor Unit	... 3 Nos.
(7) Portable Welding Transformer	... 1 No.
(8) Portable 6" Pumping Unit	... 1 No.
(9) Portable 4" Pumping Unit	... 1 No.
(10) Portable 2" Pumping Unit	... 2 Nos.
(11) Portable Concrete Mixer	... 3 Nos.
(12) 110 Volts D. C. Generating Set at Vehar.	... 1 No.
(13) Inboard Petrol Engine	... 1 No.
(14) Outboard Petrol Engine	... 2 Nos.
(15) Venturi Meters A. M. Type	... 10 Nos.
(16) Pump House, Vehar	... 1 No.
(17) Chlorination Plant	... 3 Nos.

## APPENDIX VIII (Vide Para No. 11).

Particulars of Structures maintained in the Outside City Division.

(1) Inspectors' Bungalows, and Pavilions etc.	Nos. ... 14
(2) Staff Quarters	... 11
(3) Labour Chawls	... 54
(4) Office Buildings	... 3
(5) Cabins	... 6
(6) Sluice Houses	... 19
(7) Stores and Workshops	... 39
(8) Venturi Houses	... 4
(9) Chlorination Plants	... 3
(10) Filtration House	... 1
(11) Pump and Engine Houses	... 6
(12) Garages	... 9
(13) Linemen's and Watchmen's Cabins	... 27
(14) Welfare Centre at Cross Connection	... 1
Total	... 197

## APPENDIX IX (Vide Para. No. 16a)

Details of the Hydraulic Gates in the Head Works Division :—

Place	Where fitted	Nos.	Type.	Size.	Max. head of operation.	Max. water passed.
Vaitarna	Spillway	4	Tainter gates (electrically operated).	40' x 26'	26.5 ft.	2,00,000 cusecs plus 8 gates together at 540.50 T.H.D.
Do.	Do.	4	Tainter gates (Buoyancy operated).	Do.	25.40 ft.	Do.
Do.	Under Sluices.	2	Stoney gates (main).	15'-6" x 6'-6"	167'-0"	5,000 cusecs each.
Do.	Do.	1	Circulating rollers type.	19'-6" x 6'-6"	Balance load operation.	Do.
Do.	Intake Tower	1	Stoney gate.	13'-0" x 6'-6"	..	..
Do.	Do.	1	Circulating rollers type.	16'-6" x 6'-5½"	Balance load operation.	..
Belnalla	Bifurcation chamber...	2	Do.	13'-1½" x 7'-6"	Do.	..
Tansa.	Automatic Shutters (with concrete counterweights) spillway.	38	Automatic shutters.	50' x 4'	4 ft.	33,000 cusecs at 422.25 T.H.D.

## APPENDIX X (Vide Para No. 16c)

Details of the Plants, Machinery and Tools in the Head Works Division :—

Serial	Category.	Vaitarna Nos.	Tansa Nos.
1	Petrol Truck	1	..
2	Jeep	1	..
3	Tunnel Inspection Vehicle	1	..
4	Garage Compressor	1	..
5	Portable Welding Transformer	1	..
6	Out Board Petrol Engines	2	3
7	Inboard Diesel Engine	..	1
8	Chlorination and Filtration Plant	1	..
9	Motor Cycle	1	..
10	Electrically driven pumping units	5	..
11	Diesel driven pumping unit	..	1
12	Work-shop	1	1
13	Power House	1	1
14	Control Tower	1	..
15	110 Volts D. C. Diesel Generating Set	..	1
16	G. M. C. Diesel Generating set	..	1
17	G. N. C. Road Roller (Diesel)	1	..

## APPENDIX XI (Vide Para No. 16e) and para. 17 (d)

Particulars of Structures maintained by Head Works Division :—

Category.	VAITARNA.			TANSA.	
	Permanent.	Semi-Permanent	G. I. Sheets Chawls.	Permanent.	Karvi Chawls.
Office Buildings	..	3	4	2	..
Bungalows	..	4	..	3	..
Health Resort Quarters	..	10	..	..	..
Staff Quarters	..	29	5	9	9
Garage and Work-shop	..	..	1	2	..
Power House	1	..	..	1	..
Control Tower	1	..	..	..	..
Pump House	1	..	..	2	..
Miscellaneous	..	8	3	13	..
	3	54	13	32	9
		70			

## APPENDIX XII. (Vide Para. No. 19)

## List of Bursts during 1959-60.

Serial No.	Size of Main.	Locality.	Date.
1	4"	54, Kolbhat Street	3-4-59
2	6"	190, Lamington Road	13-4-59
3	6"	Lamington Road	14-4-59
4	3"	Lamington Road Opp. Minerva Cinema Drainage Department Work	19-4-59
5	6"	Opposite Minerva Cinema	20-4-59
6	9"	Lamington Road	22-4-59
7	6"	Lamington Road	29-4-59
8	5"	Opposite Municipal School	29-4-59
9	6"	Demodhar Road junction Naigaum Road	30-4-59
10	7"	Nesbit Road Junction Marry Road	2-5-59
11	3"	Nepean Sea Road Junction Warden Road	11-5-59
12	4"	Ardeshir Dady Street Junction C. P. Tank Road	14-5-59
13	15"	Ghorapdeo Road junction Tank Bunder Road	14-5-59
14	5"	Lamington Road	27-5-59
15	3"	49-51, Kalbadevi Road	29-5-59
16	4"	Sewri Wadala Estate Opposite Azad Nagar	3-6-59
17	5"	Suparibaug Road Junction Chamarbaug	3-6-59
18	4"	Bhimani Street, Matunga	10-7-59
19	3"	Reay Road Opposite Reay Road Railway Station	15-7-59
20	9"	Colaba Military Camp Cuff Parade	12-8-59
21	9"	Colaba Military Area	13-8-59
22	9"	91, Apollo Street	31-8-59
23	6"	Tardeo Island Opposite Diana Cinema	31-8-59
24	9"	Colaba Military Area	2-9-59
25	6"	Lady Hardinge Road Opposite Shree Talkies	22-9-59
26	9"	Victoria Bunder Road	23-9-59
27	4"	Kohinoor Road F/N	19-10-59
28	6"	Sion Koliwada 12-24	30-10-59
29	4"	Umerkhadi Road Junction Babula Tank Road	13-11-59
30	4"	Umerkhadi Road Junction Jail Road (East)	14-11-59
31	9"	Sion East Road No. 32, Plot No. 237	14-11-59
32	5"	Lamington Road	17-11-59
33	4"	Dr. Maheshwari Road Junction Jail Road (East)	30-11-59
34	6"	Baboo Genoo Road	30-11-59
35	6"	Lamington Cinema, Lamington Road	1-12-59
36	4"	Lamington Cross Road	9-12-59
37	4"	Lamington Road	10-12-59
38	3"	Elphinstone Circle, Opposite Dena Bank	10-12-59
39	6"	Clerk Road Opposite House No. 67-C.	10-2-59
40	3"	106, Warden Road	11-12-59
41	12"	Cotton Green next to Grain Depot D Shed, Missant Road	24-12-59
42	3"	Ballard Pier Road Junction Nicol Road	26-12-59
43	3"	Hornby Road Junction Crawford Market	28-12-59
44	3"	Lamington Road	29-12-59
45	4"	DeLisle Road	29-12-59
46	5"	Lamington Road	7-1-60
47	3"	Lamington Road	8-1-60
48	6"	Bhau Daji Road	11-1-60
49	6"	Lamington Road	13-1-60
50	3"	Vincent Road	21-1-60
51	3"	Argyle Road Opp. Tata Power House	30-1-60
52	6"	Ganesh Gully, Junction Government Gate Road	2-2-60
53	4"	Lamington Road	9-2-60
54	4"	Orminstone Road	11-2-60
55	6"	Lamington Road	15-2-60
56	3"	Woodhouse Road Bridge, Colaba	22-2-60
57	12"	Mount Road	22-2-60
58	3"	Colaba Causeway	23-2-60
59	5"	Woodhouse Bridge, Colaba	24-2-60
60	5"	Woodhouse Bridge, Colaba	27-2-60
61	3"	Frere Road	2-3-60
62	5"	Mahadeo Rao Rokde Road	17-3-60
63	6"	Lamington Road	19-3-60
64	4"	Lamington Road	26-3-60
65	4"	Lamington Road	27-3-60
66	4"	Lamington Road	28-3-60
67	4"	Lamington Road	29-3-60



## APPENDIX XIII (vide Para. No. 21)

X  
*Details of consumers' Pipes Cleaned in F Ward during the year 1959-60 :—*

Size of Connections.	No. of Connections cleaned.	Length of pipes cleaned in R.ft.
1/2"	258	92,862
3/4"	398	91,101
1"	144	45,005
1 1/4"	28	6,323
1 1/2"	52	11,262
2"	22	688
Total ...	902	2,48,455

## APPENDIX XIV (vide para. No. 22)

*Details of Communicating Pipes cleaned in F Ward during the year 1959-60 :—*

Size of Connections.	No. of Connections.		Total
	Full of Moss Shells In-crustation.	Connections found broken	
1/2"	832	60	892
3/4"	1,202	83	1,285
1"	528	28	556
1 1/4"	62	2	64
1 1/2"	85	15	100
2"	32	4	36
Total ...	2,741	192	2,933

## APPENDIX XV (vide para. No. 32)

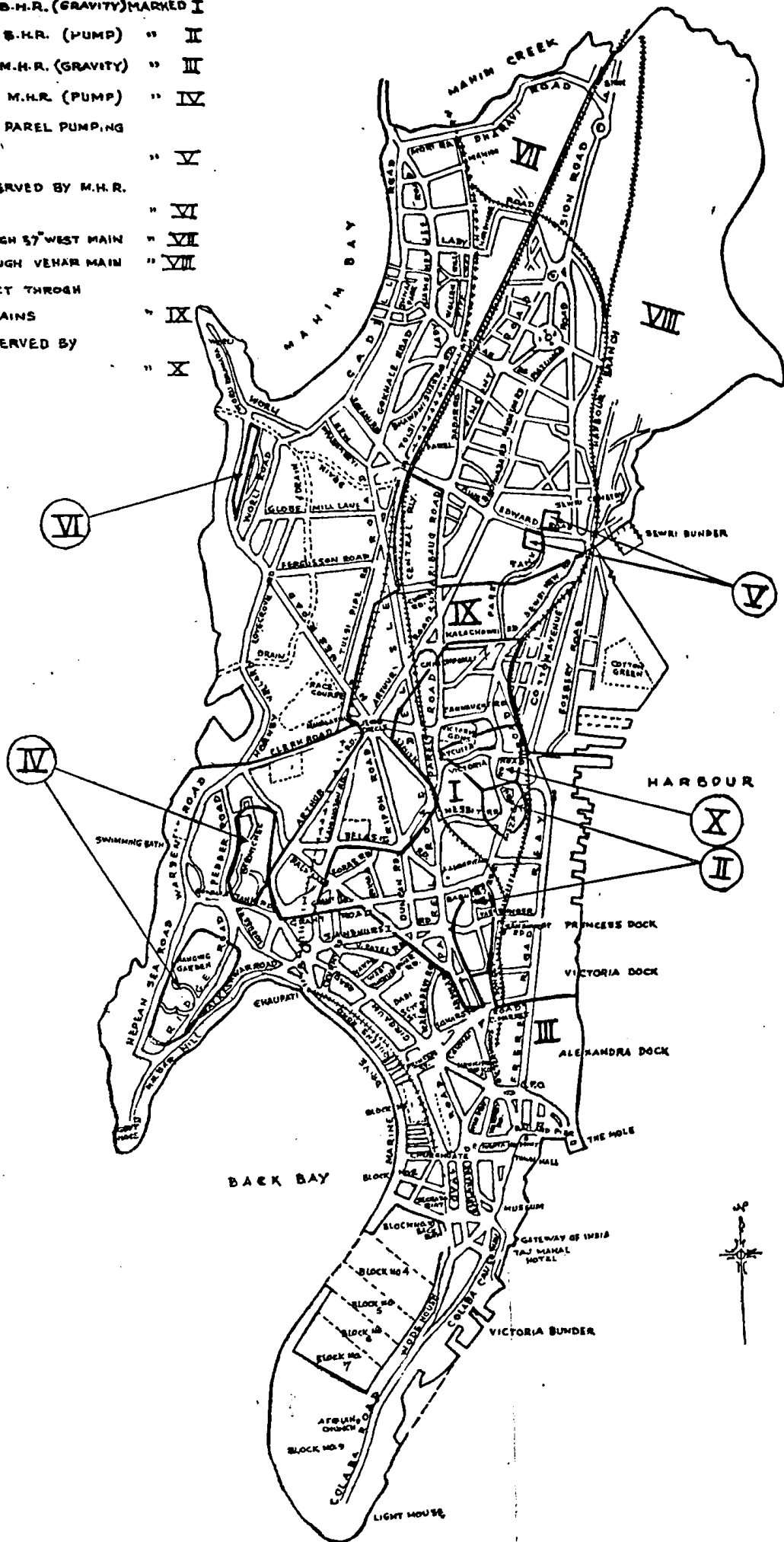
*Particulars of Municipal meters in the City :—*

Size of meters.	Nos.
1/2"	5,003
3/4"	2,624
1"	1,827
1 1/4"	1,442
2"	1,289
3"	344
4"	282
6"	69
8"	54
12"	4
Total :	12,938

# ZONES OF WATER SUPPLY

APPENDIX  
(VIDE PARA NO. )

- 1) AREA SERVED BY B.H.R. (GRAVITY) MARKED I
- 2) AREA SERVED BY B.H.R. (PUMP) " II
- 3) AREA SERVED BY M.H.R. (GRAVITY) " III
- 4) AREA SERVED BY M.H.R. (PUMP) " IV
- 5) AREA SERVED BY PAREL PUMPING STATION " V
- 6) HIGH LEVEL AREA SERVED BY M.H.R. INLET " VI
- 7) G WARD DIRECT THROUGH 57" WEST MAIN " VII
- 8) F WARD DIRECT THROUGH VEVAR MAIN " VIII
- 9) AREA SERVED DIRECT THROUGH 46" OLD TANSA MAINS " IX
- 10) HIGH LEVEL AREA SERVED BY B.H.R. INLET " X





## APPENDIX XVII (Vide Para No. 42)

## Hours of supply in different localities (March 1959)

(All timings indicated in Standard Time)

Serial No.	Locality.	Hours of Supply:
1	Areas served by Malabar Hill and Bhandarwada Hill Reservoir, except Colaba and Fort.	4-30 A.M. to 7-30 A.M. 8 P.M. to 10-00 P.M.
2	Area served by Malabar Hill Reservoir through 12" Sirsi Road outlet	5-00 A.M. to 10-00 A.M. 6-00 P.M. to 10 P.M.
3	Colaba and Fort Areas	4-00 A.M. to 7 A.M. 8-00 P.M. to 10-00 P.M.
4	Pump Supply to Gibbs Road and Ridge Road	4-00 A.M. to 7-30 A.M. 5-00 P.M. to 6-30 P.M.
5	Walkeshwar Road : Syphon supply Pump supply Syphon Pump	7-30 A.M. to 5-00 P.M. 5-00 P.M. to 6-30 P.M. 6-30 P.M. to 11-00 P.M. 11-00 P.M. to 7-30 A.M.
6	Pump Supply to Gowalia Tank, Raghavji Road and Forjett Hill	6-30 A.M. to 10-30 A.M. 6-30 P.M. to 2-30 A.M.
7	Direct Supply to Warden Road and Peddar Road	6-30 P.M. to 7-30 A.M.
8	Napean Sea Road	7-00 P.M. 7-30 A.M. 5-00 P.M. to 7-00 P.M. (Less Pressure)
9	Pump Supply to Mazgaon Area	4-30 A.M. to 7-30 A.M. 2-00 P.M. to 7-00 P.M.
10	Direct supply to 'F' and 'G' (North) Wards	4-30 A.M. to 7-30 A.M. 8-00 P.M. to 10-00 P.M.
11	'F' Ward (South) Parel Tank Road	4-00 A.M. to 8-00 A.M. 6-00 P.M. to 10-00 P.M.
12	'F' Ward (South) Golanji Hill Road Pump	4-00 A.M. to 8-00 A.M. 5-00 P.M. to 6-00 P.M. 8-00 P.M. to 10-00 P.M.
13	Direct supply to 'G' (South) Ward	4-30 A.M. to 7-30 A.M. 4-00 P.M. to 6-30 P.M.
14	Direct supply to Worli Sea Face, and Pochkhanawalla Road	6-00 P.M. to 7-00 A.M.

## APPENDIX XVIII (Vide Para. No. 45).

Statement showing short supply complaints in the City (for the last 17 years.)

Months.	1943-44	1944-45	1945-46	1946-47	1947-48	1948-49	1949-50	1950-51	1951-52	1952-53	1953-54	1954-55	1955-56	1956-57	1957-58	1958-59	1959-60
April ...	481	280	307	396	440	479	931	1,017	1,145	1,369	1,961	1,726	1,575	1,589	1,320	316	231
May ...	352	276	287	335	520	458	1,208	1,390	1,273	1,388	2,067	1,694	1,285	1,777	1,521	242	596
June ...	333	304	312	345	610	488	771	1,277	1,385	1,412	1,982	1,621	1,382	1,423	3,159	187	596
July ...	281	196	210	365	441	530	1,112	1,311	1,288	1,335	1,834	1,209	1,110	1,136	2,089	242	436
August ...	131	232	217	280	320	569	851	1,143	1,567	1,285	1,797	912	741	980	440	224	305
Sept. ...	115	174	250	230	329	682	931	1,143	1,538	1,280	1,695	858	951	852	759	246	308
Oct. ...	201	421	361	277	425	730	877	1,400	1,773	1,340	2,245	1,094	1,096	971	1,572	235	275
Nov. ...	332	472	387	289	304	593	929	1,448	1,211	1,304	1,819	975	1,003	968	688	222	271
Dec. ...	159	268	217	328	351	546	928	1,109	1,175	1,467	2,058	872	1,045	970	1,076	192	345
Jan. ...	131	230	192	328	296	488	776	1,286	1,153	1,219	1,924	678	772	1,016	572	242	243
Feb. ...	135	171	211	305	296	598	916	1,242	1,206	1,349	1,908	823	970	898	916	179	208
March ...	232	246	272	458	456	728	920	1,322	1,197	1,712	2,127	1,167	1,445	954	824	264	239
Total ...	2,883	3,270	3,223	3,927	4,782	6,889	11,153	15,256	15,911	16,461	23,425	13,629	13,375	13,534	14,936	2,791	4,053

## APPENDIX XIX (Vide Para. No. 49)

Statistics of works done by the rewashing staff for the year 1959-60

Ward	No. of Re-washing Mukadams.	No. of houses inspected.	No. of taps inspected.	No. of taps re-washed.	Percentage of 5 to 4.	No. of other defects found.	No. of notices issued.	No. of court actions taken.
1	2	3	4	5	6	7	8	9
'A'	2	3,312	49,480	2,325	21%	113	...	...
'B'	2	3,525	29,561	2,050	14%	51	...	...
'C'	2	3,758	21,056	2,532	8%	79	...	...
'D'	2	3,152	52,320	2,229	23%	117	...	...
'E'	2	4,546	41,662	3,085	13%	915	...	...
'F'	2	3,745	64,777	3,949	16%	157	...	...
'G'	2	4,360	51,798	4,091	12%	1175	...	...
Total	14	26,378	3,10,654	20,261	15%	2,607	...	...

## APPENDIX XX (Vide Para. No. 62)

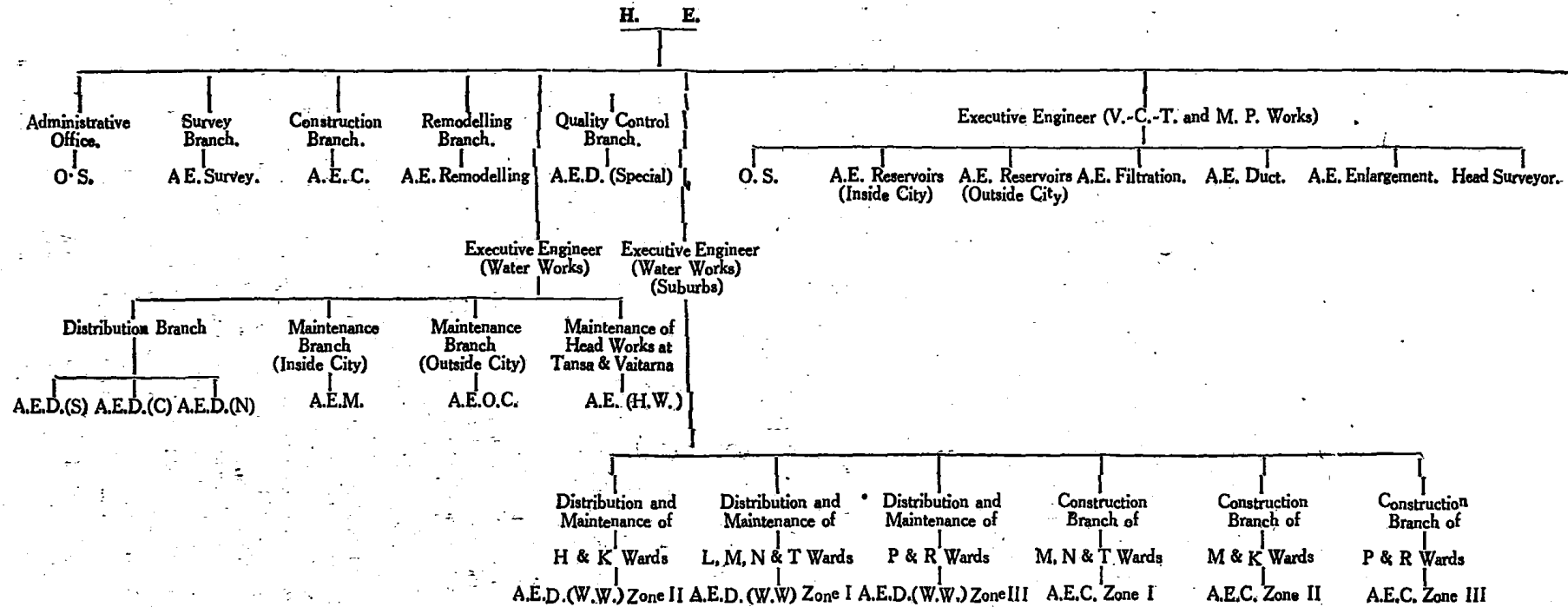
## Works of Laying New water mains carried out by Construction Branch inside City during the 1959-60.

Serial No.	Item No.	Nature of work.	Length laid.					S.P. Hydrants	No. of house connections transferred.	Remarks.
			3"	4"	6"	9"	12"			
1	1	Providing new water mains in Mahim District.	...	...	791'	...	...	...	8	Work in progress.
2	2	Providing water mains with hydrants, etc., in the layout of roads in Scheme No. 57, Sewri-Wadala.	88'	24'	1624'	620'	503'	10	...	Work in progress.
3	5	Providing hydrants in roads where there are no hydrants or where additional are necessary.	9'	44'	6'	...	...	...	...	Work completed.
4	10	Providing by-pass arrangements on large sized sluice-valves on important water mains at the various parts of City.	...	...	32'	4'	...	...	...	Work in progress.
5	12	Laying water mains in Sion Matunga, Scheme No. 6.	137'	...	1403'	1435'	...	9	15	Work in progress.
6	13	Laying 24", 18", 12" water mains from 48" Tansa main near Kolwada Station for Antop Hill Wadala area.	31'	...	...	...	1552'	4	1	Work partly completed
7	18	Laying water mains in the roads of the proposed layout of the Worli Neighbourhood unit at works	...	...	1750'	...	616'	3	...	Work in progress.
8	20	Enlarging the existing 6" main in Patel Tank Road to 9" and connecting it to 24" main in Jerbai Wadia Road and 18" main in Kalachowky Road.	...	...	110'	690'	...	...	...	Work in progress.
9	49	Laying 12" main with 10 hydrants in Lady Hardinge Road.	...	...	...	...	90'	...	...	Work incomplete (Railway permission necessary.)
10	50	Shifting of daily operated valves in roads under heavy traffic.	...	...	...	...	...	...	...	At Kalachowki 18" S.V. shifted. (Work in progress).
11	65	Laying 12" main in Dr. Viegas Street	...	...	16'	...	...	...	...	Work completed. (Work mostly completed in 1957-58.)
12	72	Providing 9" water main behind B.D.D. Chawls - Worli between Fergusson Road and Globe Mill Lane.	...	...	...	1411'	...	1	...	Work partly completed
13	95	Laying 9" main in Doctor Street from junc. Grant Road to junc. Erskine Road.	...	...	...	37'	...	...	...	Work completed. (Work mostly completed in 1957-58).
14	109	Laying 9" main near Govt. Housing Scheme at Koliwada.	...	...	...	40'	...	...	...	Work in progress.
15	117	Laying 12" main in Esmail Curtey Road, Panjrapole Road.	...	...	128'	...	1351'	5	...	Work partly completed
16	119	Laying 4" Hydrant Main in a Lane off Haines Road.	27'	...	900'	...	...	3	...	Work completed.
17	123	Laying 4" main in Picket Cross Road	36'	285'	...	...	...	1	...	Work completed.
13	125	Providing 12" Feeder Main in Wittet Road and Ballard Road.	...	25'	50'	4350'	...	...	...	Work completed.

APPENDIX XXI (*vide* Para No. 67)*Particulars of works done by Remodelling Branch:—*

Serial No.	Name of work.	Particulars of work done.	Remarks.
1	Laying 24" main in Jakeria Masjid Street, from 48" outlet in Babula Tank Road.	3,200 Rft.	The work has been completed.
2	Structural alterations in the Old Control Room at Bhandarwada Hill Reservoir and portion of staff quarters.	The work comprises of three items:— (1) Construction of a new Control Room to house the chlorination equipment and 3 sluice-valves for the new inlets and outlets. (2) Construction of a floor over the existing Control Room to provide residential accomodatoim for Superior Staff (4 units). (3) Carrying out repairs and construction of a floor over the old Control Room for providing residential accommodation for inferior staff. (3 Units).	Do.  Do.  Do.
3	Laying 48" Mandvi-Pydhonie-Kumbharwada Outlet from Bhandarwada Hill Reservoir.	875 Rft.	The work common to both the alignments within the reservoir premises has been carried out. The Corporation has finally approved of the Nesbit Road alignment under Corporation Resolution No. 1304 of 26-2-1960.
4	Laying 18" main in Reay Road and Frere Road from junction Kalachowki to junction Carnac Road.	2,125 Rft.	The work is in progress.
5	Laying 30" steel main aboveground in Queen's Road.	1,080 Rft.	The work of laying the steel main has been carried out. The work of removing the existing underground 24" C.I. main was in progress and pipes were being removed when exposed in the trench for sewer work.
6	Laying 12" main in DeLisle Road from junction Arthur Road to junction Currey Road.	2,490 Rft.	The work has been completed.

APPENDIX XXII—(Vide Para No. 84)



# BOMBAY FIRE BRIGADE.

Shri S. G. Vengsarkar, Chief Officer, was in charge of the department during the year.

**Fire Alarms.**—The total number of Fire Alarms including the private ones in the City area upto Mahim and Sion were 206. These are connected to ten Fire Stations. The suburban and extended suburban areas of the City have not so far been provided with the Fire Alarm System. The telephones, Bombay District, have been requested to undertake the work of the installations of ten Fire Alarms in the Santacruz, Jogeshwari, areas and these will be connected to Andheri Fire Station.

**Fire Calls.**—The Brigade responded to a total number of 2,256 calls, of which 1,437 calls were for 1,198 actual fires i.e., there were 33 more fires than the previous year when the actual fire calls were only 1,165. Thus the year 1959-60 has registered the highest number of fire calls during the last 10 years as can be seen from Appendix III. This increase in the total number of fire calls can be attributed to the merger of Extended Suburbs about 75 sq. miles to the already merged area of 68 sq. miles and the intense industrial activities all over Greater Bombay.

**Outside City Limits Calls.**—There were three instances during the year when services were rendered to extinguish the fires beyond the limits of the Greater Bombay. One call was at Thana where a two-floored old typed building having shops on ground floor and residential quarters on upper floors were involved at Subhash Road which is the business centre of the City involving the entire congested locality. The other two calls were for Lion Pencils Private Ltd., Ghodbunder Road, Dashedar. In all 8 Fire Appliances attended these three calls.

**False Alarms.**—Number of false calls recorded were 394 of which 131 calls were due to malicious interference with the street fire alarms by the members of the public. 36 were given with good intentions and 227 calls were due to defects in the Fire Alarm System. One person was arrested by the Police for malicious interference with street fire alarm and was fined Rs. 15 in the Court. As many as 40 per cent. of the total calls were received through street fire alarms. The summary of the fire calls including false alarms etc. is given in Appendix I.

**Serious Fires.**—There were 14 serious fires during the year and the reasons for the conflagration were due to the factors mentioned below:—

- (1) Indiscriminate and heavy storage of inflammable and combustible goods, exceeding the permissible limits.
- (2) False sense of security and therefore failure to take fire preventive measures.
- (3) Negligence and carelessness.
- (4) Late calls to the Fire Brigade.

The most serious fire during the year in which 13 persons lost their lives was at 6-8 Samuel Street Cross Lane on 5th June 1959. 8 buildings were affected due to fire and explosion. 8 Fire Engines attended at the first instance, as alarms were raised in quick succession by the public of that locality. The fire and resultant serious explosion caused complete collapse of two buildings. The inmates residing on the upper floors were taken unawares and were buried under the debris. The Fire Brigade personnel had to carry out rescue as well as fire-fighting operations simultaneously. The rains hampered the rescue operation. 15 Fire Engines were pressed into operation. The total loss estimated was about Rs. 4,85,455.

There was another serious fire on 19th July 1959 to a "Super Constellation" Rani of Agra" at Santacruz Aerodrome. The plane was carrying 46 passengers including crew and caught fire while landing. By the time of the arrival of the Fire Brigade, the fire had taken hold of the nose, starboard, wings, etc., of the aeroplane and 3000 gallons of Aviation Petrol. The fire was put out by using foam but the heavy rains hampered the fire fighting operations, rendering the foam ineffective. Fortunately all the passengers escaped unhurt. The total loss due to this fire was Rs. 85,00,000.

On 19th September 1959 at about 5-11 P. M. fire broke out at Tardeo Road in Suryodaya Mills Compound in which various types of factories are established in a three-floored old type of building without proper access to fire engines. The fire started in drawing chamber on 2nd floor and by the time the Fire Brigade was called the fire had already travelled to top floors through the wooden flooring. In all 18 fire engines worked with 16 jets to put out the fire. The total loss amounted to Rs. 7,20,000.

The fire to Jasmin Art Silk Mill at Dharavi on 6th February 1960 was also one of the most serious fires. The fire had started at about 4.00 P.M., on the ground floor where paints etc., were stored. This was a six-floored building. The Brigade received the call at 4.09 P.M. By the time the first appliance arrived at the scene, the fire had already travelled on the upper floors. The mill had no water hydrants nor the sprinkler installation. There was one under-ground tank containing 20,000 gallons of water near the entrance of the mill but the same could not be utilized for want of approach. The water had to be drawn from the nearby creek. The open space around the building was so much congested with empty khokas etc., that escapes could not be pitched to the top floors. However, a turn-table ladder was used on the East side as a water tower to check the spread of fire. The mill is situated far inside and away from the main road and the road leading to it is kachcha and un-even. In spite of the difficulty in obtaining the water supply, the Brigade tried its level best to check the fire. The upper floors contained screen, printing, large stock of wooden printing tables etc. which resulted in quick spread of fire. The adjoining ground floored sheds on the west which contained large stock of silk, cloth and valuable new type of machinery was saved by the Brigade. In all 18 fire-engines were pressed into operation. The total damage to contents and building amounted to Rs. 27,25,000.

**Burning Casualties.**—During the year 99 persons lost their lives in fires out of which only 13 persons received fatal injuries in serious fire at Samuel Street while 86 persons died due to accidental fires such as bursting of oil pressure stoves, naked light coming in contact with wearing apparels etc., 12 persons expired before arrival of Brigade. Out of these casualties 22 were men, 73 women and 4 children. In 36 cases, calls were recorded as doubtful. Details are mentioned in Appendix IV. 209 persons received minor injuries.

**Fire Loss.**—During the year 1959-60 there was heavy damage and loss due to fires and total loss recorded by this department was about Rs. 1,71,31,950 as against Rs. 1,29,34,843 in the previous year. The increase in fire loss is mainly due to three serious fires during the year namely Samuel Street fire, Rani of Agra at Santacruz Airport and Jasmin Art Silk Mill at Mahim on 6th February 1960. The total fire loss due to these three fires alone amount to Rs. 1,17,13,455. The details of the fire losses of the last 10 years can be seen in Appendix III.

**Insurance.**—The value of insurance of properties affected by fires was about Rs. 1,44,85,498 and the total value of the property involved was Rs. 35,43,92,255. Monthly summaries of fires and annual losses during the last 10 years is in Appendix III.

**Water Supply.**—Water supply from the mains for extinguishing fire was satisfactory, and the staff of the water department attended promptly. There had been at times some delay due to restricted hours of normal water supply to the city. The approximate quantity of water used in extinguishing fires during the year was 32,51,406 gallons of which 25,58,240 gallons of water were drawn from Municipal Mains and the rest from tanks, wells, sea, etc.

**Hydrants.**—Inspection of fire hydrants was regularly carried out and the defects noticed were got rectified by the staff of the Water department.

**House Collapse.**—The Fire Brigade attended 164 incidents of house collapses during the year as against 244 of the previous year. 18 persons lost their lives and 64 were injured due to the collapse of the buildings. Details of some serious house collapses are mentioned below.

A serious house collapse occurred on 17th July 1959 at Dabholkarwadi, Kalbadevi Road. Four persons died and one received severe injuries. This was a six floored building and a common bath-room block with passage had entirely collapsed from first to top floors and with the falling debris the wall of the godown which was about 30 feet away from the building also came down. There were ten persons trapped in rooms on second, third and fourth floors and the front verandah had given way, rescue to these persons had to be carried out by making an improvised bridge putting across wooden planks. One man was trapped in lavatory block on fourth floor and there was no means for him to come out. Ladders also could not reach upto that place due to non-availability of sufficient space. One Fire Brigade Officer and two firemen approached the person by crawling along the cornice which was hardly 3" in width and taking support of downtake pipe and thus by taking a great risk, the man was lowered by using the rope. This officer and two firemen were awarded silver medals and cash prizes of Rs. 250 each as per S. C. R. No. 1690, dated 30th September 1960. The medals and prizes were presented by M.C. on 19th March 1960 at Annual Drill competition day.

Another serious house collapse was at building No. 6 Shaikh Haji Saboo Siddik Trust, Ardeshir Dadi Street on 14th August 1959. Three persons died and four were injured. This was a five-floored residential building and a middle portion of the building and a rear common passage on second, third and fourth floor, a portion of a staircase and roof had collapsed and a number of persons were trapped under the debris. In all eleven fire appliances with crews attended. About fifty persons including children were removed to safety from upper floors. Simultaneously rescue operations of the persons trapped under the debris were carried out.

**Rescue.**—During the year Brigade attended rescue calls on 77 occasions such as rescuing persons fallen in wells, tanks, sewage, etc., persons trapped in electric lift cages, falling of motor vehicles in sea, children locking themselves inside room etc. 51 persons died and 21 injured in such accidents. Some serious incidents are mentioned below.

One incident was at Tulsi pipe Road, Elphinstone Road on 28th May 1959. The construction of a bund-wall with bricks and cement inside the open Municipal Sewage was in progress when suddenly with the force of water the construction work gave way and a slab of 75' in length fell on the workers. Efforts were immediately made by lowering hook anchors and hook grappings to take out those persons but this was of no avail. Some firemen actually dived into the drain water for searching the victims. Two persons died in this incident.

The other was a land slide at Kurla off Bombay Agra Road on 9th November 1959 in which four persons died and six injured. The portion of Kurla Hill No. 4 where removing of earth was going on, had collapsed suddenly trapping several workers underneath. The area occupied by this land slide was about 200×200 feet. As it was quite impossible for manpower to remove the earths and heavy stones, the bull dozers were used to remove the loose earths and stones. The operation continued until all the trapped persons were rescued. Home guards organization assisted the Fire Brigade in this rescue operation.

**Special Services.**—The Fire Brigade responded to 127 calls for special services during the year i.e. leakage of ammonia and chlorine gas, explosions, leakage of dangerous fumes from chemicals, explosions due to crackers etc. 13 persons died while 130 persons received injuries in such accidents.

Fire Brigade responded to one such call at Chembur Bone Factory near Deonar Refuse dump on the railway lines on 27th February 1960 where a lid weighing about one ton of the digester was blown off suddenly from its fittings. The lid which was 7' in diameter went with such a force that it hit the shed wall and two front side walls and fell at a distance of 92', killing two women workers and injuring 12 persons and damaging the structure. The First Aid was rendered to the injured and removed to hospital in Brigade Ambulance.

**New Appliances and Equipments.**—During the year the following appliances and equipments were received.

(1) One "DENNIS" Fire Trailer Pump of capacity 300—500 G.P.M.

(2) Two Motor Ambulances "FARGO" type.

**General.**—Due to the extension of Municipal limits upto Dahisar and Mulund it has been considered necessary to provide more Fire Stations in the Suburban area.

**Proposal For New Fire Stations In Suburbs.**—Sites for new Fire Stations at Kandivali and Mulund had already been selected and acquisition proceedings are under progress.

**Fire Stations at Vikhroli and Chembur.**—The construction work of Vikhroli Fire Station is nearing completion and the Station will start functioning within few months. This Station will be equipped with two Motor Pumps and an Ambulance.

As regards the Fire Station at Chembur, the site has already been acquired and the construction work will be taken in hand in the near future.

**Headquarters for Suburbs.**—It has been proposed to construct a separate headquarter for Suburbs which will be constructed after opening some Fire Stations in the Suburban area. A site for this has been already selected at the junction of Marol, Maroshi Road and Kurla Andheri Road and the acquisition proceedings are in the progress.

**New Premises for Colaba Fire Station.**—New premises for Colaba Fire Station are being built at Victoria Bunder Road. The building is nearing completion and will soon be occupied. In the new premises self contained quarters with separate water, electricity and sanitary arrangements, recreation rooms and drill grounds are being provided for all ranks.

**Additional Staff Quarters at Fire Brigade Head Quarters Byculla.**—Demolishing the existing structure of chawl B and work of constructing new building at Fire Brigade Headquarters will be shortly taken in hand. It will be a four-floored building. These quarters will have the same facilities and amenities as being provided at Colaba Fire Station (new premises).

**Fire Station at Mahim.**—Site opposite Paradise Cinema, Lady Jamshedji Road, has already been selected and acquisition proceedings of the site are under progress.

**Fire Station at Sion.**—Site for the Fire Station has already been selected. Construction work will be taken in hand in the near future.

**Installation of Radio Telephony.**—It has been proposed to introduce wireless telephone system in this department to increase the efficiency of operative activities. The aerial mast of 200 feet has already been erected at Byculla Fire Brigade Headquarters. Arrangements are being made to take delivery of the Wireless Sets from Bangalore.

**Inspection of Premises for Hazardous Storage.**—It is proposed to start a separate section of "Fire Prevention" for the inspection of premises containing hazardous storages and licensable commodities. Recently in addition to two full time licencing officers who are entrusted with this work, two more posts of licencing officers are created. The Additional 2nd Officer continued to look after the work of inspection in the extended suburban area. During the year 3725 premises were inspected and 511 complaints investigated.

**Extra Curricular Activities.**—This year the Fire Brigade personnel took part in the demonstration parade along with the Army, Navy and Airforce held at the Brabourne Stadium on the Republic Day on 26th January 1960. Shri Sri-Prakas the Governor of Bombay, took the salute. Later on the personnel took part in the route march in the City along with the fighting forces.

**Trainees from National Fire Service College Nagpur.**—During the year trainees from National Fire Service College, Nagpur, were sent to Bombay Fire Brigade on two occasions for undergoing practical training as well as visiting various industrial concerns, docks, airports, etc.

**Trainees from Outside.**—One trainee from B. E. S. T., Bombay, was sent to this Brigade for short term practical training.

**Fire Fighting Demonstration.**—Students of local schools including A.C.C. Cadets, members of home guards and employees of industrial concerns were given demonstration in fire-fighting and rescue work.

**Refresher's Course.**—Refresher's course for Tindals and special classes for "Breathing Apparatus" were also conducted during the year.

**Fire Prevention Week.**—The fourth Fire Prevention Week was organized in the Bombay State and the Bombay Fire Brigade as usual, joined the other Fire Services in the City such as Home Guards, the Burmah Shell Refineries, The Bombay Port Trust, etc., to make the week a success.

Fire and rescue demonstrations were held at various places and Motorcades of Fire Engines were arranged. Demonstrations in fire drills and rescue operations were arranged at Fire Stations for the benefit of students from local schools. Officers in the Bombay Fire Brigade gave lectures to the educational and other institutions on causes of fires, preventive measures and action to be taken in case of fire.

**Annual Competitions.**—The annual competitions in (1) Escape Ladder and hydrant drill and (2) Trailer Pump drill were held on 19th March 1960 at the Fire Brigade Headquarters. Fort A and Alexandra Dock C with Station Officers Shri V. B. Nikam and G. N. Shetgiri won the competitions respectively. Shri V. L. Gidwani, I.C.S., Municipal Commissioner presided on the occasion and presented trophies and cash prizes to the first three winning teams.

**Gallantry Medals.**—Station Officer, Shri V. V. Vaidya and Firemen Babu Dhonduji and Dattaram Govind showed extra ordinary bravery, devotion to duty, presence of mind and skill in rescuing a person stranded on the 4th floor of a collapsed building at Dabholkar Wadi, Kalbadevi Road, on 17th July 1959. The Corporation under their Resolution No. 973, dated the 16th November 1959 awarded a silver medal and a cash prize of Rs. 250 to each of the three men.

Two Station Officers Shri V. B. Nikam and Shri E. M. Jacob were deputed for Divisional Officers' Course and General Fire Prevention Course respectively at National Fire Service College, Nagpur. Both of them came off successfully in their respective courses. Shri V. B. Nikam secured honours class and was placed in First position. The Government of India awarded him a gold plated Silver Medal for this distinction as per instructions of the Commandant, National Fire Service College, Nagpur.

All the above medals were presented by the Municipal Commissioner Shri V. L. Gidwani, I.C.S., on 19th March 1960 at the annual competition day.

**Candidates from Home Guards for Training.**—This department gives training in fire-fighting to the candidates deputed by Government and Semi-Government Bodies by conducting short and long term courses of one month and three months' duration respectively. Candidates from Home Guards and other such organizations are also allowed to attend fires, house collapses, etc., under certain conditions with a view to giving them practical training. No fees are charged by this department for this practical training.



Under C. R. No. 1236, dated the 15th January 1959, officers from Home Guards conversant with operational training in certain branches of fire-fighting are also given training in escape and other ladder drills and pump operations. Accordingly 8 Officers were trained during the year.

**Development Plan.**—The Corporation is preparing the development plan for Greater Bombay showing the lines on which the development or re-development of Bombay should proceed. The proposed plan contemplates Municipal Improvements likely to take place during the next 20 years. A draft development plan so far as the Fire Brigade Department is concerned, has been prepared comprising mainly the construction of additional Fire Stations in different parts of the City, Suburbs and Extended Suburbs.

**Ambulance Service.**—During the year the Ambulance Service attended 7428 calls within the limits of Greater Bombay and of these 1468 were for accidents, 1788 for maternity, 4172 for hire cases, removing in all 7063 persons. This figure shows an increase of 522 calls over the last year's figure *viz.*, 6906. First Aid was rendered to the injured persons on 191 occasions.

**General.**—The total receipts during the year on account of hire cases amounted to Rs. 30,099 including arrears of the previous year as against Rs. 26,398 of the last year.

**Demise of Shri A. K. Siddiki, Ag. C.F.B.**—Shri A. K. Siddiki, Dy. C.F.B., was promoted to the post of Ag. C.F.B. during leave vacancy from 1st February 1960. Shri Siddiki however met with an unfortunate accident on 10th February 1960. The Municipal Car in which he was riding with his family collided with a double-decked bus and was completely smashed, as a result of which all the four members of Shri Siddiki's family, that were in the car, received severe injuries. The injuries of Shri Siddiki and his two sons proved to be fatal and Smt. Siddiki and the Motor Driver received severe injuries and are still under treatment.

The late Shri A. K. Siddiki had a brilliant academic career having secured 1st class in his B. A. examination in 1940. He joined the Brigade as a Station Officer on 16th October 1941 and through his hard and conscientious work and his ability for fire-fighting rose to the position of Dy. C.F.B. in 1955.

In his death the city of Bombay has lost an efficient fire-fighter. The late Shri Siddiki was very popular with his colleagues and the other staff working under him, owing to his kind and gentle nature. The Brigade staff felt on his departure that they had lost their dearest friend.

**Award Granted by Shri I. G. Thakore, Industrial Tribunal.**—The Industrial Dispute between the Corporation and the Fire Brigade employees was referred to the Industrial Tribunal and Shri I. G. Thakore, the Industrial Tribunal have made certain recommendations in his award published in the Government Gazette of 3rd December 1959, the first of which is given below.

Shri Thakore has recommended that the Corporation may consider the feasibility of (i) introducing a two shift system or (ii) of giving 2 weekly offs in place of the existing one. The Tribunal has also recommended that the Corporation could have two sets of employees *i.e.* (i) those supplied with housing accommodation on 24 hours duty and (ii) those not supplied with housing accommodation. The Tribunal has cautioned that as the implementation of this demand involves considerable expense, construction of new quarters and withdrawal of several existing concessions, any final decision is bound to take time and should be taken after mature consideration.

The Wage Structure Committee appointed by the Corporation was also not in favour of the continuous duty system and recommended a special pay of Rs. 15 per month to the Brigade employees minimum of whose pay was Rs. 60 and Rs. 25 per month to Tindals, Drivers and Sub-Officers as long as the 24 hours duty system continued.

The Tribunal thought that the special pay recommended by the Wage Structure Committee for the Tindals, Drivers and Sub-Officers was not improper but found that special pay for the firemen rather low and directed that the firemen should be paid Rs. 18 or 25 per cent. of their basic pay whichever is higher.

The Wage Structure Committee also had made recommendations regarding revision of the pay-scales of the categories of the Brigade personnel mentioned above and the Tribunal on going through these recommendations did not feel justified to tamper with them. He was satisfied that the wages paid to the firemen in Bombay compared favourably with the wages paid to their counterparts in other parts of India. The Tribunal however slightly moved forward the efficiency bar (recommended by the Committee) of the drivers, fitters and carpenters.

Shri Thakore also considered the demand of the Brigade personnel (made through the Union) that the compulsory contribution of 3 nP. in a rupee in the case of those employees who opted for Old Pension Rules should be discontinued and their past contributions should be refunded. The Tribunal agreed with the Corporation that those who did not opt for the New Pension Rules did so on the basis that the benefits under the old rules were preferable and that the option having been once exercised it would be contrary to principles to stop the contributions and at the same time allow the pension scales as before. For the same reason it was thought iniquitous to direct refund of past contributions. The Tribunal however recommended that those employees may be again given an option if they so chose to opt for the New Pension Rules in which event contributions recovered from them after 1st April 1953, if any may be refunded.

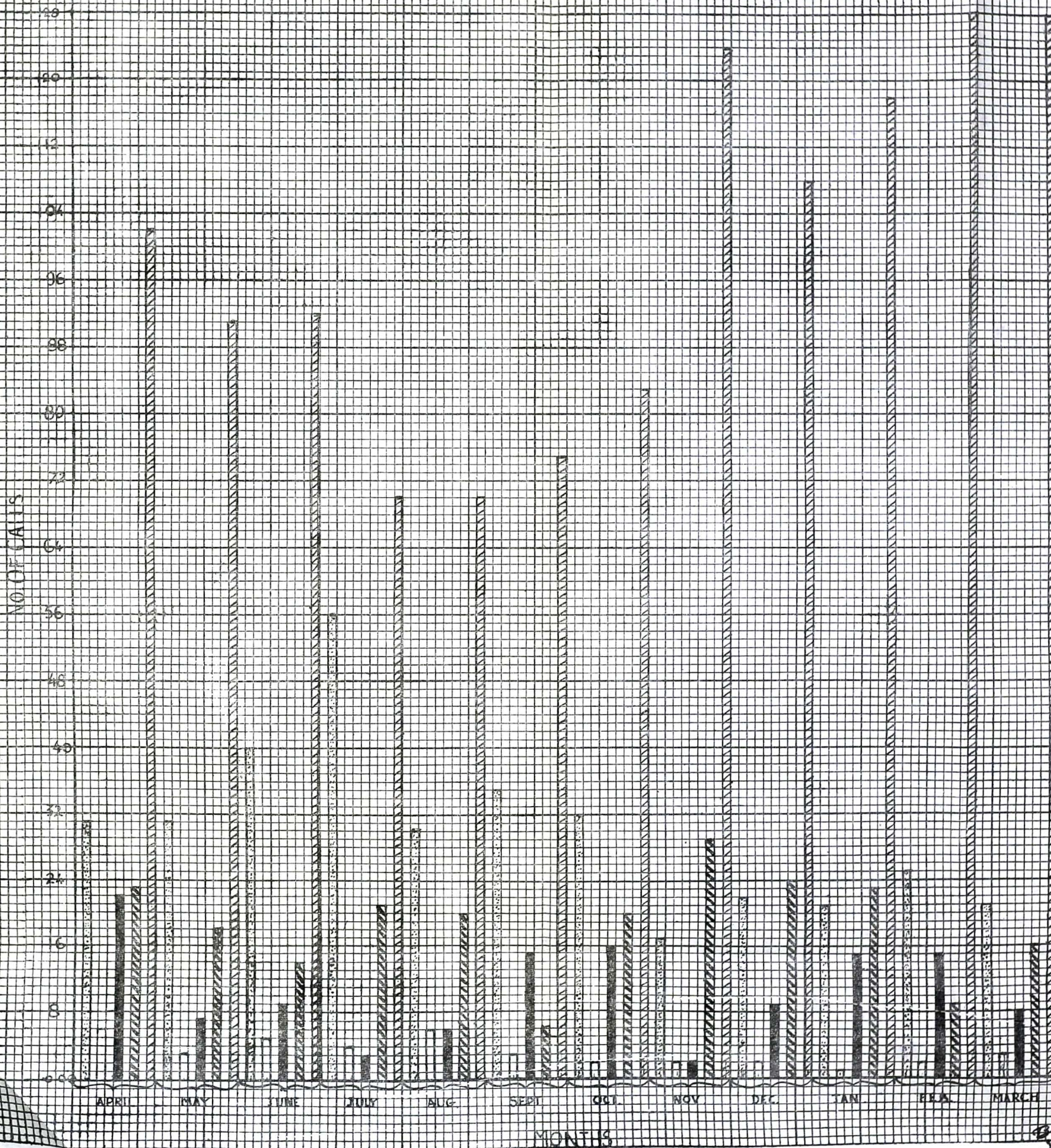
**Brigade Establishment.**—The cost on account of maintenance of the Fire Brigade Establishment including that of Ambulance services but excluding the charges of Provident Fund, Pension and proportion of general supervision and revenue, Dearness Allowances, New Works and Debt was Rs. 10,70,661.



CHART SHOWING NO. OF CALLS DURING 1959-60

Scale -  $\frac{1}{10}$  = 1 CALL

 FIRE  
 DEFECT  
 FRAUDULENT  
 GOOD INTENT  
 OTHER SERVICE



Bob Smith  
S.M. 1/1/60



**Appendix No. I**  
**BOMBAY FIRE BRIGADE**

*Summary of calls to Fires (including false alarms) showing the number of times appliances of the Fire Brigade attended and were used for extinguishing fires during the year 1959-60*

No.	STATIONS.	NUMBER OF FIRE ALARMS ATTACHED.		HOW CALLED				APPLIANCES ATTENDED.										EXTINGUISHED BY.									
		Municipal.	Private.	By Strangers.	By Fire Alarms.	By Exchange Telephones.	By Police or Salvage Corps.	By Private Telephones.	Total.	Motor Pumps carrying Escape or Ladder.	Trailer Fire Pumps.	Special Lorry	Motor Turn table Ladder with Pumps.	Motor Emergency Tender.	Crash Tenders	Fire Unit.	Buckets.	Sand.	Chemical Extinctures.	Hand Pumps.	First Aid Appliances.	Hydrants.	No. of Motor Pumps.	No. of Jets.	Foam Generators.	Automatic Sprinkler heads actuated.	Smoke helmets or breathing apparatus used.
1	Headquarters ...	19	6	21	107	134	...	...	262	412	8	...	5	16	...	20	9	13	15	...	39	16	46	52	7	9	...
2	Alexandra Docks	17	1	3	23	60	...	...	86	205	6	...	1	7	...	4	...	4	13	...	13	4	12	16	...	...	...
3	Gowalia Tank	27	2	16	67	110	...	...	193	305	5	...	46	17	...	1	3	2	6	...	22	1	28	24	...	...	2
4	Sewree ...	10	6	6	58	92	...	...	156	339	11	...	...	13	...	11	...	4	...	1	48	17	49	52	...	...	...
6	Fort ...	17	7	17	61	109	...	...	187	258	2	...	65	11	...	1	4	3	...	...	20	1	6	7	...	...	...
7	Colaba ...	9	2	8	26	31	...	...	65	99	...	...	17	11	...	...	3	4	...	...	6	3	...	...	...	...	...
8	Shivaji Park ...	...	...	16	27	97	...	...	140	194	5	...	...	10	2	11	...	1	6	...	15	...	11	14	...	...	...
9	Worli ...	11	1	10	46	81	...	...	137	201	6	...	1	7	...	52	...	3	8	...	16	19	40	45	...	30	2
10	Dadar ...	24	2	9	55	168	...	...	232	379	12	1	2	22	...	30	5	5	142	1	48	20	55	77	2	17	...
11	Memonwada ...	30	3	46	503	179	...	...	528	809	14	2	215	1	...	79	2	2	2	...	31	14	86	95	...	...	...
12	Mandvi ...	1	1	7	77	49	...	...	133	277	2	...	43	7	...	2	...	2	4	...	14	...	7	7	...	...	...
13	Andheri ...	...	...	9	...	128	...	...	137	196	3	...	...	20	12	16	3	...	...	...	9	...	36	42	...	...	...
	<b>Total ...</b>	<b>175</b>	<b>31</b>	<b>168</b>	<b>850</b>	<b>1238</b>	<b>...</b>	<b>...</b>	<b>2256</b>	<b>3674</b>	<b>74</b>	<b>3</b>	<b>395</b>	<b>142</b>	<b>14</b>	<b>227</b>	<b>29</b>	<b>43</b>	<b>196</b>	<b>2</b>	<b>281</b>	<b>95</b>	<b>376</b>	<b>431</b>	<b>9</b>	<b>56</b>	<b>4</b>

## APPENDIX No. II

## BOMBAY FIRE BRIGADE

Brief details of the serious fires during the year 1959-60.

Date.	Time.	Place.	Business.	Extinguished by	Damage	Estimated Damage.
(1)	(2)	(3)	(4)	(5)	(6)	(7)
6-4-59	3-32 A.M.	101-107, Jail Road, North	(1) Government and Railway Contractors and dealers in iron scrap, waste paper and gunny cloth.	Firemen with 13 Motor Pumps (13 jets),	Large quantity of loose cotton waste, hard-ware, bolts, nutai canvas cloth, gunny cloth, waste paper, mill scrap material, machinery and machinery spares, furniture, office records, empty wooden boxes empty steel drums, etc., severely damaged by fire, heat, smoke and water in seven galas of a C. I. Sheet shed about 80' x 60' (used as godown and cotton waste cleansing factory).  Steel girders, C. I. Sheets walls and roofing, doors, window panes, and electric installation etc., of the structure severely by fire, heat, smoke and water.	Rs. 1,10,000
27-4-59	3-29 P.M.	22-A, 24 Dr. Anandrao Nair Road.	Brush Manufacturing and Cotton waste cleansing factory.	Fireman with 6 Motor Pumps (6 jets).	Large quantity of cotton waste, hessian cloth, cotton, machinery, pig-bristles, timber, finished brushes, signal lamps, spare parts, lenses, tin-plates, electric ovens, wooden patterns, electric high tension cables, paper reams, etc., severely damaged by fire, heat, smoke and water in C. I. Sheet three ground-floored structures on an area of 300' x 80', 100' x 100' and 80' x 40' (used as factories). C. I. Sheet structures severely damaged by fire, heat, smoke, and water.	1,58,000
5-6-59	1-05 A.M.	6-8, Samuel Street Cross Lane.	Dealer in chemicals, import-export cotton waste merchant, Broker, Educational Establishments, Clearing Agents, oil Merchants and private.	Firemen with 15 Motor Pumps (21 jets).	Large quantity of chemicals, aluminium powder, old papers, furnitures paper documents electric installation etc., severely damaged by fire, heat, smoke, explosion and water in four-floored buildings about 60' x 60' and 50' x 30' (used as godowns, dwellings, etc.).  Two four-floored buildings completely collapsed by explosion and contents buried under debris.  Two four-floored buildings partially collapsed and contents buried under debris.  The windows, doors, broken and window shelters of four buildings due to impact and the explosion.	4,85,455
19-7-59	10-44 P.M.	Super Constallation Aeroplane, 'Rani of Agra' Santacruz Aerodrome.	Civil Aviation Department, Government of India.	Civil Aviation Department with ten CO2 extinguishers and foam line, and firemen with 10 Motor Pumps working in series two foam-lines and 1 jet.	Large quantity of aviation spirit, destroyed by fire and Super Constallation Plane severely damaged by fire, heat, smoke, foam and water in open (used as aerodrome).	85,00,000
27-7-59	2-04 P.M.	Lion Pencils Private Ltd., Ghodbunder Road, Dahisar.		Employees with 2 Chemical Extentures and firemen with 3 pumps (1 jet).	Large quantity of nitro-cellulose, cellulose lacquers, inflammable solvents (Amyl and Butyl), severely damaged by fire, heat, smoke and water in ground-floored structure about 33' x 20' (used as Store Room).  Asbestos Structures severely by fire heat, smoke and water,	80,500
19-9-59	5-11 P.M.	Suryodaya Mill Compound, 5/15-15, Tardeo Road.	Dyeing and Printing Works.	Firemen with 18 Pumps (16 jets)	Large quantity of chemicals, printing and dyestuff, cotton textiles, printing materials and machinery severely damaged by fire, heat, smoke and water in two galas of a three-floored building about 112' x 80' (used as dyeing and printing works).  Roof, doors, windows, walls, wooden flooring and electric installation severely by fire, heat, smoke and water.	7,20,000
23-9-59	12-15 P.M.	Victoria Dak No. 5-6, 'S.S. Maharashtra'.	Shipping Agents.	Ship's crew with three hydrant lines and firemen with six Motor Pumps with eight jets and Bombay Port Trust firemen with two pumps and five jets.	Large stock of American pressed cotton bales severely damaged by fire, heat, smoke and water in No. 1 hold of a Steamship of 993.35 of nett tonnage and 1791 gross tonnage (used as Cargo ship).  Wooden pipe guards of No. 1 hold and wood work of store-room on port side severely by fire, heat, smoke and water.	1,50,000

## APPENDIX No. II.—(Contd.)

Date.	Time.	Place.	Business.	Extinguished by	Damage	Estimated Damage.
(1)	(2)	(3)	(4)	(5)	(6)	(7)
						Rs.
18-10-59	8-42 A.M.	Chinchpokli Road (Messrs. Voltas Ltd.).	Importers and Engineers.	Firemen with 7 Motor Pumps (7 jets).	Large stock of spare parts, agricultural mechanical, Air-conditioning, Refrigerators, textile machines, electric motors, office furnitures, records etc. severely damaged by fire, heat, smoke and water in a ground-floored shed about 425' x 160' (used as godowns, textile servicing and office). Portion of C. I. Sheet and asbestos sheet shed, walls roofing, steel truces, wooden blocks, steel racks, electric lift and electric installation severely damaged by fire, heat, smoke and water.	10,00,000
26-10-59	4-45 P.M.	Kumbharwada Road Labour Camp, Matunga, Tata Power Receiving Station.	Electric Power supply.	Employees with twenty chemical extingtures and by cutting off current and firemen with two hydrant lines.	Insulated copper windings, synchronous condenser, severely damaged by fire, heat, smoke and water in a ground-floored structure about 300' x 40' (used as electric power receiving station).	2,00,000
30-10-1959	5-54 P.M.	Kalina Road, Kurla.		Employees with three chemical extingtures and firemen with three Motor Pumps (six jets—incuding two foam jets).	A stock of Benzene and inflammable solvents, etc., destroyed by fire and machinery, large stock of gas tubes, finished beads, power and hand presses electrical manufacturing tools, raw materials, laminations, etc., severely damaged by fire, heat, smoke on first floor of a two-floored building about 130' x 40' (used as factories). Windows, doors, roof members, etc., electrical installation of the structure on first floor severely damaged by fire, heat, smoke and water.	94,000
30-11-59	9-21 A.M.	Agra Road, Kurla. (Premier Automobiles).	Progressive Manufacturing of Automobiles.	Employees with three hydrant lines and fifty-eight chemical extingtures Firemen with 7 Motor Pumps (8 jets).	A quantity of paints, thinner, turpentine, spirit and paint stuff destroyed by fire, and large quantity of packing wood, cotton waste, some steel racks, spare chassis, spray painting machine, circular saw, hydraulic hoist, band-saw, planing machine and allied machinery, cars spares, furniture, etc, severely damaged by fire, heat, smoke and water in three ground-floored C. I. sheet structure about 100' x 50' (used as painting, carpentry and stores). Three C. I. sheet structures and a portion of water tower severely by fire, heat, smoke and water.	8,35,000
3-12-59	10-08 A.M.	Dr. D'Silva Road, Dadar.	Sweetmeat shop, Grocery, Hosiery and Ready made cloth shops and tea shop.	Firemen with two First-aid appliances and eight Motor Pumps (11 jets)	Stock of hosiery ready-made clothes, grocery articles, tea and coffee powder sweetmeats, oil, furniture, spices, gunny bags, fire-crackers, severely damaged by fire, heat, smoke and water in nine galas of a ground-floored building about 100' x 30' used as shops). Walls, doors, ventilators, roof, paint-work and electric installation severely damaged by fire, heat smoke and water and tiles by breakage.	83,515
6-2-60	4-09 P.M.	239-E-F, Dharavi Road, Mahim, (Jasmine Silk Mills).	Manufacturing and processing of art silk	Employees with seventeen chemical extingtures and firemen with seventeen Motor Pumps (20 jets).	Large stock of dye stuff, machinery, electric motors, electrical accessories, machinery spares, mills stores, furnitures, silk-yarns, finished silk goods, severely damaged by fire, heat, smoke and water in six-floored and two-floored buildings about 140' x 60' and 200' x 70' (used as silk mills). Walls, doors, windows, ventilators, flooring, ceilings and roof and electrical installation etc., of a six-floored buiding severely damaged by fire heat smoke and water. Portion of asbestos roof flooring, iron beams and electric installation of a two floored building severely damaged by fire, heat, smoke and water.	27,25,000
11-2-60	4-32 P.M.	98A, 108, Mutton Street, Khara Tank Road.	Dealers in miscellaneous articles.	Firemen with 21 Motor Pumps (23 jets).	Large stock of furniture, motor spares, crockery, electrical accessories, radio sets, cycle spares, and house-hold articles, severely damaged by fire, heat, smoke and water in five-floored building about 70' x 50' (used as shops, school and dwellings). Walls, doors, windows, stericases, ceiling, flooring and electric instalation of a five-floored buiding severely damaged by fire, heat, smoke and water.	1,83,265

## Appendix No. III

*Monthly summary of Fires and annual losses for the period from 1950-51 to 1959-60*

Year.	April	May	June	July	Aug.	Sept.	Oct.	Nov.	Dec.	Jan.	Feb.	March	Total	Estimated Loss.
														Rs.
1950-51	59	60	58	44	40	35	41	91	62	61	68	73	692	31,15,138
1951-52	56	64	45	39	39	51	51	57	46	78	50	58	634	59,32,416
1952-53	47	56	52	41	36	40	66	58	59	50	38	65	608	53,17,303
1953-54	45	53	44	40	42	56	55	93	59	53	59	68	657	28,11,894
1954-55	55	75	55	53	48	47	85	66	65	65	52	83	749	31,25,100
1955-56	95	75	56	44	40	36	39	131	72	242	86	76	992	66,93,496
1956-57	73	81	47	37	44	60	72	106	78	75	86	71	830	38,60,504
1957-58	70	51	59	51	61	49	87	78	90	103	65	112	876	57,92,917
1958-59	104	105	182	65	70	60	78	110	114	111	71	95	1165	1,29,34,843
1959-60	102	91	93	70	70	75	83	124	108	118	137	127	1198	1,71,31,950

**APPENDIX IV**  
**BOMBAY FIRE BRIGADE**

*Summary of lives lost at fires during the year 1959-60 including persons who succumbed to the injuries received.*

Date.	Time.	Place.	Supposed Cause.	Particulars.
1-4-59	12-26 A.M.	Gowalia Tank Road, Jaban Chawl Patra.	Doubtful	Smt. Liabai, aged about 20 years, severely burned all over body. First-aid rendered by Brigade, removed to hospital in Brigade Ambulance. Detained for treatment. Since dead.
12-4-59	2-15 A.M.	Approach Road, 39-A, Sweeper's Colony.	Naked light coming in contact with wearing apparels.	Bai Manimulla, aged about 22 years, burned all over body. First-aid rendered by Brigade and removed to hospital in Brigade Ambulance. Since dead.
15-4-59	10-04 P.M.	82, Chembur Township Colony, Mahatma Gandhi Road.	Doubtful	Bai Rukminibai Mahadev, aged about 54 years, burned to death before arrival of Brigade. Body handed over to Police.
17-4-59	9-38 P.M.	Laxmi Niwas Clerk Road.	Doubtful	Bai Parvatibai Namdev sonar Lad, aged about 20 years, severely burned all over body. First-aid rendered by Brigade and removed to hospital in Brigade Ambulance. Since dead.
18-4-59	10-01 P.M.	Military Engineering Service Co., Vikhrol.	Wearing apparel coming in contact with naked light.	Bai Mary Pirumal, aged about 22 years, slightly burned all over body. First-aid rendered by Brigade and removed to hospital in Brigade Ambulance. Detained for treatment. Died in hospital.
19-4-59	4-05 P.M.	Kohincor Mill Chawl No. 6, Jotiba Fule Road.	Defective oil pressure stove	Bai Kamalabai Dinkar, aged about 18 years, severely burned all over body. Taken to hospital before arrival of Brigade in Police Van. Since dead.
20-4-59	5-01 P.M.	Panwala Chawl No. 1, Fergusson Road.	Wearing apparel coming in contact with naked light.	Bai Vatsala, aged 25 years, slightly burned all over body. First-aid rendered by Brigade and removed to hospital in Brigade Ambulance. Detained for treatment. Died on 11th May 1959.
25-4-59	12-13 P.M.	Fatmabhai Mahomedali Building, 12, Second Kumbharwada.	Unknown	Gopl Vshnu, aged about 28 years, severely burned all over body. First-aid rendered by Brigade taken to hospital by Police. Detained for treatment. Died in hospital.
26-4-59	4-29 P.M.	Pori's Chawl No. 13, Room No. 12, Dadu Santook Lane.	Doubtful	Bai Sushilabai, aged about 26 years, severely burned all over body. Taken to hospital by Police before arrival of Brigade. Detained for treatment. Since Dead.
8-5-59	8-38 P.M.	B. J. Devrukhkar Road.	Unknown	Rajani Vasant Kamathekar, aged about 20 years, severely burned all over body. Taken to hospital in a motor taxi before arrival of Brigade. Died in hospital on 9th May 1959.
22-5-59	9-01 P.M.	Khatija Mansion, 75A, Shankarrao Pupala Road.	Doubtful	Bai Damayanti Liladhar, aged about 17 years, burned to death before arrival of Brigade. Body handed over to Police.
26-5-59	1-26 P.M.	78-81, Govandi Road, Chembur.	Doubtful	Bai Bhanumati Bhushan, aged about 24 years, burned to death before arrival of Brigade. Body handed over to Police.
28-5-59	1-14 P.M.	42-43, 2nd Marine Street	Doubtful	Shri Narayandas Mekanji, aged about 23 years, severely burned all over body. First-aid rendered by Brigade and removed to hospital in Brigade Ambulance. Since dead.
5-6-59	1-05 A.M.	Samuel Street	Unknown	<ul style="list-style-type: none"> <li>(1) Bai Fatmabai Husseinbhoi (All fractured to skull, Bandedali, aged about 50 years, found dead. Removed to J. J. Hospital in Brigade Ambulance.</li> <li>(2) Bai Jainabai Harun Husseinbhai, aged about 35 years.</li> <li>(3) Bai Rehanabai Haroon Husseinbhai, aged 17 years, about</li> <li>(4) Bai Neelofarbai Harun Husseinbhai, aged about 6 years.</li> <li>(5) Ikbal Harun Husseinbhai, aged about 8 years, fractured to skull and right leg cut</li> <li>(6) Bai Aminabai Hassanbhai, aged about 23 years, fractured to skull.</li> <li>(7) Saban Hasanali, aged about 29 years, fractures and burns.</li> <li>(8) Bai Nargisbai Sabanali Husseinbhai, aged about 21 years, burns and fracture to skull.</li> <li>(9) Bai Anjunbai Razak Thawar, aged about 14 years fracture to skull.</li> <li>(10) Ahmed Abubakar Rehman, aged about 22 years, haemorrhage due to multiple injuries.</li> <li>(11) Din Mohmed Ali Hussein, aged about 55 years, fracture to skull.</li> <li>(12) Child by name Rehana Din Mohmed, aged about 1 1/2 years, chest crush and fracture to skull. Nos. 5 to 12 found dead. Removed to J. J. Hospital in Brigade Ambulance.</li> <li>(13) Bai Ajjabai Din Mohmed, aged about 45 years abrasion on left eye, fractured chest. Rescued from debris by Brigade Staff. First-aid rendered and removed to hospital in Brigade Ambulance. Detained for treatment. Since dead.</li> </ul>

## APPENDIX NO. IV—Contd.

Date.	Time.	Place.	Supposed Cause.	Particulars.
6-6-59	8-52 A.M.	Bombay Agra Road Ghatkopar, F-2, Sarvodaya Society Building.	Unknown	... Bai Bhoomantibai P. R. K. Mani aged about 28 years severely burned all over body. Taken to hospital by Wireless Police before arrival of Brigade. Died on 6th June 1959.
20-6-60	11-07 A.M.	Raichur Building, 128-130, Kazi Syed Street.	Wearing apparel coming in contact with naked light.	Bai Jijabai Chimanaji, aged about 22 years, slightly burned on face, back and upper extremity. Taken to hospital in Police Van before arrival of Brigade. Detained for treatment. Since dead.
23-6-59	3-18 P.M.	4-4A, Ali Umar Street ...	Doubtful	... Bai Fatmabai Hussanmiya, aged about 17 years, slightly burned all over body. First-aid rendered by Brigade and removed to hospital in Brigade Ambulance. Died in hospital.
28-6-59	8-13 P.M.	Lakshmi Building, 15, 1st Phophal Wadi, Off Kalbadevi Road.	Wearing apparel coming in contact with naked light.	Bai Sushilabai, aged about 22 years, slightly burned all over body. First-aid rendered by Brigade and removed to hospital in Brigade Ambulance. Detained for treatment. Died in hospital.
4-7-59	10-54 A.M.	Antop Hill, Wadala, Sk. Sk. Misri Durgah.	Defective oil pressure stove.	Bai Meherunnisa Shamsuddin, aged about 26 years, severely burned all over body. First-aid rendered by Brigade and removed to hospital in Police Van. Detained for treatment. Died on 6th July 1959.
6-7-59	8-30 P.M.	Chandiwala Chawl, No. 91B, Curry Road, Low Level.	Naked light coming in contact with wearing apparels.	Bai Sulochana Keshav Kadam, severely burned on hands and legs. Taken to hospital by relatives in taxi before arrival of Brigade. Detained for treatment. Died on 7th July 1959.
9-7-59	1-18 P.M.	Sweeper's Colony, C Block, Approach Road.	Wearing apparel coming in contact with naked light.	Bai Aijabai, aged about 19 years, severely burned all over body. First-aid rendered by Brigade and removed to hospital in Brigade Ambulance. Detained for treatment. Died in hospital on 10th September 1959.
10-7-59	11-48 A.M.	140-4, Suparibaug Road.	Doubtful	... Jadhavji Punai, aged about 19 years, severely burned all over body. First-aid rendered by Brigade. Taken to hospital in Police Wireless Van. Detained for treatment. Died on 11th July 1959.
17-7-59	4-21 P.M.	29, Pheroza Shah Street, Santacruz, West.	Doubtful	... Bai Devkuvarben Ramkishan, severely burned all over body. Taken to hospital in Police Van before arrival of Brigade. Detained for treatment. Since dead.
18-7-59	7-40 P.M.	Dharavi Dhor Guly, Dharavi.	Unknown	... Bai Enamma Sidhartha, aged about 23 years, severely burned all over body. First-aid rendered by Brigade and removed to hospital in Brigade Ambulance. Died on 19th July 1959.
28-7-59	3-12 P.M.	28B, Mori Road	Sari coming in contact with naked flame of the Primus stove.	Bai Kusum Krishna, aged about 17 years, severely burned all over body. First-aid rendered by Brigade and removed to hospital in Brigade Ambulance. Detained for treatment. Since dead.
28-7-59	3-39 P.M.	118, Worli Koliwada	Do	... Bai Nani Balam, aged about 25 years, severely burned all over body. First-aid rendered by Brigade and removed to hospital in Brigade Ambulance. Detained for treatment. Died on 29th July 1959.
31-7-59	5-54 P.M.	Behind Hararwala Building, Delisle Road.	Doubtful	... Bai Ganga Laka Jiva, aged about 20 years, severely burned all over body. First-aid rendered by Brigade and removed to hospital in Brigade Ambulance. Since dead.
7-8-59	3-35 P.M.	99-109, Kamraj Mansion, Khetwadi Back Road.	Doubtful	... Smt. Vejabai Mulji, aged about 20 years, severely burned all over body. First-aid rendered by Brigade but life found extinct. Body handed over to Police.
9-8-59	8-18 P.M.	Bhandari Street, Tamnabai Building.	Doubtful	... Bai Laxmibai Natu, aged about 18 years, severely burned all over body. First-aid rendered by Brigade and removed to hospital in Brigade Ambulance. Detained for treatment. Since dead.
15-8-59	8-10 A.M.	74-74, Kamathipura 5th Lane.	Doubtful	... Bai Prabhavati Hansraj, aged about 23 years, severely burned all over body. Found dead before arrival of Brigade. Body handed over to Police.
22-8-59	12-53 P.M.	President Conduit, Pushpavati Building, 2/7, Chandanwadi, Off Girgaum Road.	Paint vapour coming in contact with naked flame of a stove.	(1) Dharamaji Dhanji, slightly burned on face, hands and legs. (2) Hari Surkya, aged about 22 years, slightly burned on arms and right leg. (3) Shripati Dawanappa, aged about 20 years, injured right leg. First-aid rendered by Brigade to Serial No. 2 and 3, and all taken to hospital in Police Van. Died afterwards.
20-8-59	8-00 A.M.	Jamnadas Prabhudas Building, 845, Haines Road.	Wearing apparel coming in contact with naked light.	Bai Krishnabai Shetge, aged about 30 years, severely burned all over body. First-aid rendered by Brigade and removed to hospital in Brigade Ambulance. Detained for treatment. Expired on 20th August 1959.



## APPENDIX NO. IV—Contd.

Date.	Time.	Place.	Supposed Cause.	Particulars.
27-8-59	12-40 P.M.	Victoria Mill Compound, Gamdevi Road.	Do.	Bai Shantabai Purshottam, aged about 18 years, severely burned all over body. First-aid rendered by Brigade and removed to hospital in Brigade Ambulance. Detained for treatment. Died in hospital.
1-9-59	5-38 P.M.	7, Mogul Lane	Sari coming in contact with naked light.	Bai Laxmibai Waman, aged about 35 years, severely burned all over body. First-aid rendered by Brigade and removed to hospital in Brigade Ambulance. Detained for treatment. Died on 2nd September 1959.
1-9-59	5-50 P.M.	'D' Block, Police Quarters, Raichur Street.	Sari coming in contact with naked flames of lighted segree.	Smt. Sushila Sakham More, aged about 30 years, severely burned on face, chest and back. First-aid rendered by Brigade and removed to hospital in Police Van. Detained for treatment. Died in hospital.
10-9-59	12-37 A.M.	Central Railway Compound, Suparibaug Road.	Unknown	Raoji Bhima, aged about 25 years, severely burned all over body. Taken to hospital before arrival of Brigade. Detained for treatment. Died on 10th September 1959.
13-9-59	1-50 P.M.	Royalty House, Cold Drink House, Vithalbai Patel Road, C. P. Tank.	Defective oil pressure stove.	Ganpat Laxman, aged about 26 years, severely burned on chest, hands and legs. Taken to hospital before arrival of Brigade. Detained for treatment. Since dead.
24-9-59	12-16 P.M.	Vidyarambhai's wadi, 122, Thakurdwar Road.	Doubtful	Bai Parvatibai Gajanan, aged about 35 years, burned to death before arrival of Brigade. Body handed over to Police.
26-9-59	9-53 P.M.	162, Dr. Pathan Street, Fergusson Road.	Doubtful	Bai Chimabai Hari, aged about 32 years, severely burned all over body. First-aid rendered by Brigade and removed to hospital in Brigade Ambulance. Detained for treatment. Died on 3rd October 1959.
3-10-59	1-50 A.M.	M. L. Maori Berthed at Modi Hard.	Petrol vapour coming in contact with naked light.	(1) Keshav Ganpat Sarang, aged about 35 years, burned all over body. (2) Pandurang Murari Babal, aged about 35 years, severely burned on face, neck, hands and feet. First-aid rendered by Brigade and removed to hospital in Brigade Ambulance. Detained for treatment. Died in hospital.
3-10-59	5-05 A.M.	No 30, Luis Building, Delisle Road.	Doubtful	(1) Chamanlal Meghji Sarkar, aged about 26 years, burned all over body. (2) Kalavati Chamanlal Sarkar, aged about 17 years, severely burned all over body. First-aid rendered by Brigade and removed to hospital in Brigade Ambulance. Detained for treatment. Died in hospital.
3-10-59	1-16 P.M.	4, Scheme No. 6, Road No. 9, Naigaum.	Doubtful	Narayan T. S. Naidu, aged about 48 years, severely burned all over body. First-aid rendered by Brigade and removed to hospital in Brigade Ambulance. Detained for treatment. Died in hospital.
9-10-59	9-43 A.M.	12, Daruvala Building, Hamal Gully.	Sari coming in contact with naked flame.	Bai Shanti Prabhakar, aged about 15 years, severely burned all over body. First-aid rendered by Brigade and removed to hospital in Brigade Ambulance. Detained for treatment. Died on 10th October 1959.
19-10-59	8-28 P.M.	Kherwadi, Khar East	Doubtful	Uttamchand Raisi, aged about 28 years, burned to death before arrival of Brigade. Body handed over to Police.
25-10-59	2-23 P.M.	Dukkar Gully, Arthur Road, Behind Arthur Road, Ambulance Garage.	Fire and explosion caused by Apsi-bars.	(1) Kesu Budha, aged about 30 years, severely burned all over body. (2) Laxman Daya, aged about 20 years, severely burned all over body. First-aid rendered by Brigade and removed to hospital in Brigade Ambulance. Detained for treatment. Died in hospital.
3-11-59	11-50 A.M.	Retiwala Chawl, Room No. 24, Bhawani Shankar Road.	Defective oil pressure stove.	Bai Monghibai Meghji, aged about 40 years, severely burned all over body. Taken to hospital before arrival of Brigade. Detained for treatment. Died on 3rd November 1959.
3-11-59	7-35 P.M.	5, 1st Phophal wadi, Off Kalbadevi Road.	Wearing apparels coming in contact with naked light.	Bai Yasoda Shankar, aged about 16 years, severely burned all over body. First-aid rendered by Brigade and removed to hospital in Brigade Ambulance. Detained for treatment. Since dead.
7-11-59	1-49 P.M.	Vallabhdas Laxmidas Building, 39, 1st Cavel Cross Lane.	Unknown	(1) Shri Paramanand Shivshankar Bhat, aged about 32 years, burned on right hand and right arm pit. (2) Mohanlal Hirji, aged about 60 years, injured on right leg and ankle. First-aid rendered by Brigade and removed to hospital in Brigade Ambulance. Detained for treatment. Since dead.
9-11-59	3-06 A.M.	Dr. Compound Progressive Building No. 4, Kalachowky Road.	Doubtful	Shantibai Murari, aged about 45 years, severely burned all over body. First-aid rendered by Brigade and removed to hospital in Brigade Ambulance. Detained for treatment. Since dead.

APPENDIX NO. IV—*Contd.*

Date.	Time.	Place.	Supposed Cause.	Particulars
18-11-59	1-20 P.M.	Virji Kharva Chawl, Deonar, Sion-Trombay Road.	Doubtful	... Bai Devibai Virji, aged about 45 years, severely burned all over body. First-aid rendered by Brigade and removed to hospital in Brigade Ambulance. Died on 21st November 1959.
30-11-59	10-40 P.M.	Katrak Road, Wadala	Doubtful	... Pramila Damodar, aged about 26 years, severely burned all over body. First-aid rendered by Brigade and removed to hospital in Brigade Ambulance. Detained for treatment. Died on 1st December 1959.
1-12-59	12-29 P.M.	Brahmanwad Road, Matunga.	Doubtful	... Bai P. Bhargavi E. Nair, aged about 30 years, severely burned all over body. First-aid rendered by Brigade and removed to hospital in Brigade Ambulance. Since dead.
13-12-59	8-49 P.M.	Bhandarkar Road, Matunga.	Doubtful	... Bai Indumati Harilal, aged about 55 years, burned to death before arrival of Brigade. Body handed over to Police.
18-12-59	4-03 P.M.	128, Kushal Bhavan, Bazargate Street.	Doubtful	... Kuvarji Premji, aged about 35 years, burned all over body. Found dead in examination by private medical practitioner. Body handed over to Police.
30-12-59	7-25 P.M.	Old Bhavan Chawl, Chinchpokli, Road.	Doubtful	... Hirabai Sahadev, aged about 19 years, severely burned all over body. First-aid rendered by Brigade and removed to hospital in Brigade Ambulance. Detained for treatment. Died in hospital.
31-12-59	12-33 P.M.	Habib Building, Ferguson Road, Low Level South.	Defective oil pressure stove.	(1) Soni Bajirao Kote, aged about 22 years, burned on chest on shoulder. (2) Sami Dashrath Kadam, aged about 12 years, severely burned on legs. Both taken to hospital in a private motor car before arrival of Brigade. Detained for treatment. No. 1 died on 3rd January 1960 and No. 2 died on 4th January 1960
6-1-60	7-35 A.M.	Bharali Building, 18, Phulgally, Off Bhuleshwar Road.	Doubtful	... Bai Parvatibai Nanalal, aged about 60 years, succumbed to severe burns all over body before arrival of Brigade. Body handed over to Police.
13-1-60	11-25 A.M.	Bhagat Estate, 85, Parel Chawl Road.	Doubtful	... Vasu Sonu, aged about 30 years, severely burned all over body. First-aid rendered by Brigade and removed to hospital in Brigade Ambulance. Detained for treatment. Since dead.
16-1-60	3-41 P.M.	Matunga Labour Camp, Chawl, No. 3.	Doubtful	... Bai Kalavati Shrichand, aged about 26 years, severely burned all over body. First-aid rendered by Brigade and removed to hospital in Brigade Ambulance. Detained for treatment. Since dead.
16-1-60	8-35 P.M.	502, Scheme No. 57, Road No. 7, Sewree.	Naked light coming in contact with clothes.	Jalram Abaji, aged about 23 years, severely burned all over body. Taken to hospital before arrival of Brigade by strangers in a motor taxi. Detained for treatment. Died on 19th January 1960.
21-1-60	2-02 P.M.	Bombay Central Railway Station, Dr. Anandrao Nair Road.	Naked light coming in contact with denatured spirit.	Keshav Babu Mahadik, aged about 32 years, severely burned all over body. Died before arrival of Brigade. Dead body taken over by Railway Police Sub-Inspector Chandratta from Railway Police.
23-1-60	1-38 P.M.	Worli Main Road, B.D.D. Chawl, No. 32.	Defective oil pressure stove.	Maltibi Laxman Golatkar, aged about 26 years, severely burned all over body. First-aid rendered by Brigade and removed to hospital in Brigade Ambulance. Detained for treatment. Since dead.
24-1-60	2-32 P.M.	43, Love Lane	Do	... Bai Taj Begum Zulfiqarali, aged about 35 years, burned on chest, right hand and leg. Taken to hospital before arrival of Brigade by Police. Detained for treatment. Died in hospital.
28-1-60	1-21 A.M.	Prajapati Bhuvan, Junction of Shivaji Park Road No. 4, and Gokhale Road, North.	Doubtful	... Radha Krishna Pai, aged about 50 years, burned to death before arrival of Brigade Ambulance. Body handed over to Police.
28-1-60	11-43 A.M.	Jaya Bhavan 42-44, Popat Wadi, Off Kalbadevi Road.	Doubtful	... Bai Latabai Kanubhai, aged about 25 years, severely burned all over body. First-aid rendered by Brigade and removed to hospital in Brigade Ambulance. Since dead.
28-1-60	12-58 P.M.	Renuka Niwas, 222C, Cavel Cross Lane, No. 10	Defective oil pressure stove.	Bai Sulochanabai Jayantilal, aged about 20 years, burned all over body. First-aid rendered by Brigade and removed to hospital in Brigade Ambulance. Detained for treatment. Died in hospital.
1-2-60	1-33 P.M.	14-C/16, Old Anjirwadi	Do.	... Padmadevi Ankhush, aged about 40 years, severely burned all over body. First-aid rendered by Brigade and removed to hospital in Brigade Ambulance. Died on 4th February 1960.
4-2-60	6-27 P.M.	Municipal Chawl, No. 7, Room No. 73A, Haines Road.	Wearing apparels coming in contact with lighted segree.	Ganbabi Balkirshna, aged about 24 years, burned all over body. First-aid rendered by Brigade and removed to hospital in Brigade Ambulance. Detained for treatment. Since dead.

## APPENDIX NO. IV—Contd.

Date.	Time.	Place.	Supposed Cause.	Particulars.
4-2-60	6-42 P.M.	191, Jotiba Phule Road...	Sari coming in contact with naked light of lighted stove	Bai Malan Baban, aged about 35 years, burned on face, hands and stomach. First-aid rendered by Brigade, and removed to Hospital in Brigade Ambulance. Detained for treatment. Died on 6th February 1960.
10-2-60	12-14 P.M.	Room No. 715, Building No. 34, Bombay Housing Board, Nariman Road.	Wearing apparels coming in contact with naked light from oil pressure stove	Bai Sushilabai Radhakrishna Acharya, aged about 18 years, severely burned all over body. First-aid rendered by Brigade and removed to hospital in Brigade Ambulance. Detained for treatment. Since dead.
12-2-60	12-47 P.M.	Chawl No. 15, 6th Kama-thipura.	Wearing apparels coming in contact with naked light.	Bai Yenubai Narayan, aged about 25 years, severely burned all over body. First-aid rendered by Brigade and removed to hospital in Brigade Ambulance. Detained for treatment. Since dead.
17-2-60	10-02 P.M.	New Labour Camp, Block No. 2, Room No. 13, Cleve land Land Road.	Defective oil pressure stove	Satyavati Naraya Paltan, aged about 20 years, burned on hands and legs. First-aid rendered by Brigade and removed to Hospital in Brigade Ambulance. Detained for treatment. Since dead.
24-2-60	10-43 A.M.	New Chawl, 138, Chanda Wadi, C.P. Tak Road.	Wearing apparels coming in contact with naked light.	Bai Shantabai Ishwarlal, aged about 40 years, severely burned all over body. First-aid rendered by Brigade and removed to hospital in Brigade Ambulance. Detained for treatment. Since dead.
24-2-60	6-5 P.M.	5-3, Central Government Quarters, Wadala Road.	Defective oil pressure stove	Smt. Nirmalabai Deshpande, aged about 32 years, burned to death before arrival of Brigade. Body handed over to Police.
27-2-60	2-24 A.M.	Prabhudas Chawl Road, Tank Bunder Road	Unknown	Bai Chandrakala Dashrath Patode, aged about 32 years, severely burned all over body. Taken to hospital before arrival of Brigade. Since dead.
6-3-60	8-12 P.M.	Jail Street, Agripada Chawl Road.	Doubtful	Bai Hiribai Vithal, aged about 36 years, severely burned all over body. First-aid rendered by Brigade and removed to hospital in Brigade Ambulance. Died after admission.
10-3-60	7-23 P.M.	Ghorupdeo Road, Marwadi Chawl.	Naked light of oil pressure stove coming in contact with wearing apparels.	Bai Tara Bandudas, aged about 20 years, sustained burns all over body. First-aid rendered by Brigade and removed to hospital in Brigade Ambulance. Detained for treatment. Died on 11th March 1960.
14-3-60	12-18 P.M.	594, Jume Jamshedji Road	Doubtful	Kumari Harkivarbai Odhavji, aged about 23 years, burned to death before arrival of Brigade. Body handed over to Police.
17-3-60	9-04 A.M.	Arthur Road, Karmani Building.	Doubtful	Laxmibai Narayan Shetty, aged about 35 years, burned all over body. First-aid rendered by Brigade and removed to hospital in Brigade Ambulance. Detained for treatment. Since dead.
21-3-60	11-40 P.M.	Walkeshwar Road, Jai Bhagwan Building.	Doubtful	Veebala R. Parekh, aged about 23 years, severely burned all over body. First-aid rendered by a private medical practitioner. Removed to hospital in Brigade Ambulance. Detained for treatment. Since dead.
26-3-60	10-13 A.M.	12, Fatmabai Mansion, 2nd Carpenter Street.	Doubtful	Bai Sunitabai Pandu, aged about 25 years, severely burned all over body. First-aid rendered by Brigade and removed to hospital in Brigade Ambulance. Detained for treatment. Since dead.



**APPENDIX VI.**  
**BOMBAY FIRE BRIGADE**

MONTH	TYPES OF FIRES.																				No. OF FIRES.				Estimated loss in three classes of Fires.				
	Household.	Textile. Woolen, Silk etc., Mills.	Oil mills, factories, ginning and pressing works and manufacturing concerns.	Graineries.	Storages and ware-houses, goods yards and sheds.	Explosive fire-works, match factories, etc.	Chemical Fires.	Cellulose spraying and lacquer manufacturing.	Electrical Installations.	Chimney Fires.	Timber and wood-works, etc.	Cinematograph films, celluloid, plastic, etc.	Docks, air-ports and railway installations.	Petroleum and oil refinery installations.	Shops, offices and commercial establishments.	Theatres, cinemas, dance-halls and places of public assembly.	Institutions, educational libraries, hospitals' etc.	Gas, electricity, water sewage undertaking.	Professional establishments.	Farms, lands, hay-stacks and hay-ricks, etc.	Forest plantation.	Rail and road vehicles and rolling stock.	Refuse and outdoor storages.	Miscellaneous.		Small.	Medium.	Serious.	Total.
April 1959	36	8	5	...	4	...	...	...	1	...	...	11	...	8	1	...	...	...	...	...	8	12	8	94	6	2	102	3,67,859	
May 1959	26	1	6	...	8	...	...	...	...	...	...	1	4	...	6	4	...	...	...	...	13	...	22	89	2	...	91	46,271	
June 1959	38	1	6	2	4	...	...	...	1	...	...	...	9	...	7	1	...	...	...	...	6	4	14	90	2	1	93	5,63,317	
July 1959	32	4	11	...	2	...	1	...	...	...	...	1	3	...	7	...	...	...	...	...	5	...	4	68	...	2	70	86,04,686	
August 1959	30	3	6	...	4	...	...	...	...	...	...	...	5	...	9	...	...	...	...	...	7	...	6	69	1	...	70	67,945	
September 1959	33	6	3	...	4	...	...	...	...	...	...	...	5	...	10	...	...	...	...	...	8	3	3	72	1	2	75	17,56,869	
October 1959	39	1	8	...	2	...	...	...	2	...	...	...	6	...	5	1	2	...	...	...	3	4	10	80	...	3	83	13,10,902	
November 1959	49	7	4	...	3	...	...	...	2	...	...	...	4	...	4	2	1	...	...	...	1	17	14	122	1	1	124	9,40,552	
December 1959	37	12	6	...	4	...	...	...	2	...	...	...	6	...	5	2	2	...	...	...	3	13	4	12	105	2	1	108	1,54,175
January 1960	54	3	18	...	7	...	...	...	1	...	...	...	4	...	5	...	1	...	...	...	9	4	1	118	...	...	118	1,01,298	
February 1960	60	5	9	...	11	...	...	...	2	...	...	...	9	...	8	1	3	...	...	...	1	10	9	135	...	2	137	30,79,691	
March 1960	50	6	13	...	6	...	1	...	1	...	...	...	7	1	4	3	1	...	...	2	...	8	13	11	125	2	...	127	1,38,385
<b>Total</b>	<b>484</b>	<b>57</b>	<b>95</b>	<b>2</b>	<b>59</b>	<b>...</b>	<b>2</b>	<b>...</b>	<b>12</b>	<b>...</b>	<b>...</b>	<b>2</b>	<b>73</b>	<b>1</b>	<b>78</b>	<b>8</b>	<b>15</b>	<b>2</b>	<b>...</b>	<b>3</b>	<b>5</b>	<b>107</b>	<b>67</b>	<b>126</b>	<b>1,167</b>	<b>17</b>	<b>14</b>	<b>1,198</b>	<b>1,71,31,950</b>

3138

**APPENDIX VII**  
**BOMBAY FIRE BRIGADE.**

TYPE OF FIRES.	Burning of waste grass lands.	Dust explosions.	Radiation.	Hot ashes.	Naked light.	Chimney.	Electric origin (D. E. C.).	Explosive fire works.	Gas, coal, furnaces.	Incendiarism.	Sparks from locomotion.	Mechanical heat or spark.	Ovens, stoves or open fires.	Careless smoking (Light thrown down).	Spontaneous combustion.	Chemical reaction.	Miscellaneous.	Unknown.	Doubtful.	Total.
	(1) Household			3	1	76	3	122	10	9			3	64	51	4	3	21	71	43
(2) Textile, Woolen Silk, etc., Mills			1		1		6		2			26	1	3			4	13		57
(3) Oil mills, factories Ginning and Pressing Works and manufacturing concerns.			2		7		13	1	2			13	5	8	1	4	18	20	1	95
(4) Graineries														1				1		2
(5) Storage and Ware Houses, goods yards and sheds			1		4	1			1	1		2	1	9	12	1	3	23		59
(6) Explosives, fire works, match factories, etc.																				2
(7) Chemical Fires									1											
(8) Cellulose spraying and lacquer manufacture																				
(9) Electrical Installations							11					1								12
(10) Chimney Fires																				
(11) Timber and woods works, etc.																				
(12) Cinematograph films, Celluloid, Plastic, etc.							9					1					1			2
(13) Docks, Air-ports and Railway Installations			1		2		1		2			4	1	6	11	6	1	30		73
(14) Petroleum and oil and refinery installations							1													1
(15) Shops, offices and commercial establishments			2		4	1	17	1	2				7	9	1		6	27	1	78
(16) Theatres, cinemas, dance halls and place of public assembly				1			2		1				1	1				2		8
(17) Institutions, Educational Libraries, Hospitals, etc.					1		8	1						2			2	1		15
(18) Gas, electricity, water sewage undertaking									1									1		2
(19) Professional Establishments																				3
(20) Farms, lands, hay stacks, crops, hay ricks, etc.														1						5
(21) Forest Plantation														1					4	5
(22) Rail and road vehicles and rolling stock			1	6	5		56					9		9	1		10	9	1	107
(23) Refuse and outdoor storages				2	1		7						1	37	4		1	14		67
(24) Miscellaneous				3	7		22	9	1		1		1	41	3	1	18	19		126
<b>Total</b>			11	13	108	5	274	22	22	1	1	59	82	179	37	15	86	237	46	1,198

**APPENDIX VIII**  
**BOMBAY FIRE BRIGADE**

Types of Rescue Work	In Fires	In accidents.	Total
(a) Number of persons rescued alive without injuries or burns ...	Nil.	73	73
(b) Number of persons rescued alive with burns/and/or injuries and subsequently recovered ...	209	192	401
(c) Number of persons rescued alive with burns and/or injuries but subsequently died ...	87	80	167
(d) Number of human lives lost before arrival of Fire Service ...	12	5	17
(e) Number of casualties amongst Fire Service Personnel ...	4	8	12
(f) Number of animal lives rescued ...	2	10	12

**APPENDIX IX**  
**BOMBAY FIRE BRIGADE**

**Fire Risk Covered**

(a) Textile, Woollen, Silk and artificial Silk (Rayon etc. Mills)	...	...	73
(b) Ginning Mills	...	...	...
(c) Cotton Presses	...	...	...
(d) Oil Mills	...	...	120
(e) Petrol and Oil Storages and refineries	...	...	9
(f) Match factories, fireworks and explosives manufacturers	...	...	2
(g) Explosives stores	...	...	7
(h) Processes involving dangerous petroleum products	...	...	6
(i) Cinematograph films, Celluloide Plastics and Bakelite Works	...	...	12
(j) Timber and wood working paper manufacture	...	...	90
(k) Chemical Works	...	...	27
(l) Gas and Electricity Undertaking	...	...	35
(m) Docks, Railways, Air-Port installations	...	...	19
(n) Warehouses, Goods Yards, Goods Sheds	...	...	304
(o) Manufacture of Rubber Goods	...	...	6
(p) Manufacture of other goods	...	...	35
<b>Water Facilities</b>			
(1) Hydrants and approximate capacity	...	...	10,549
(2) Water ponds	...	...	44
(3) Refilling Places	...	...	39
(4) Wells, Rivers and Canals	...	...	2,241
(5) Other facilities like static tanks, storage tanks, etc.	...	...	204
		2 Canals (Sewage)	

# MUNICIPAL GARDENS

1. Shri G. S. Hegde held the post of Superintendent of Gardens during the year 1959-60.
2. There are 22 gardens, 61 recreation grounds, 4 fountains, 7 traffic islands, 5 open spaces, 4 badstands, 4 box hedges and 1 statue, placed in charge of this department.  
**Sites** Two gardens, (1) at Semi circular plot (East) near Nappco hall, (2) Islampura Night soil depot, and Central strip of land opposite Sion Hospital was developed and added to the existing 108 sites during the year.

**Visitors** 3. The number of visitors to the Garden is on the increase like last year.

4. Students from the colleges and schools were conducted around the garden and as usual Botanical specimens were supplied to the educational institutions in the state. In the Victoria Gardens, a new drain line passing through the ostrich enclosure was laid. Two new drinking fountains each with four taps were provided for public use. A new block of public conveniences for the male was constructed in the Victoria Gardens, adjacent to the existing female block. Two extensive plots in the central portion of the Victoria Gardens were raised and borders were built up. Similarly, the bricking work round several other plots were carried out. The space around the lotus pond was laid into different beds and planting of shrubs and other flowering plants was done in the beds. The Garden Department took part in the Vegetable Fruit and Flower Show and carried away prizes in the form of two cups and twelve Nos. of certificates for the various exhibits in the Show. The work of remodelling the ponds for providing boating facilities in the Victoria Gardens was also taken in hand during the year.

5. The Open Air Theatre in the Victoria Gardens proved to be a centre of attraction. It was reserved on 80 occasions during the year under report for cultural programme, dramas and social gatherings, conducted mostly by lower and middle class of people and the annual yield by way of rent was Rs. 4,905.

6. During the year under report, 29 band, 22 Indian vocal music, 77 orchestra and 465 recorded music programmes were arranged at different gardens. In addition to this, music broadcast by All India Radio was relayed every day in the Victoria Gardens between 5 P.M. and 7 P.M. The elephant, camel and pony rides in the Victoria Gardens, continued to be interesting as before.

7. Wild Life Week was celebrated like last year from 1st October 1959 to 7th October 1959 in the Victoria Gardens under the advice of the Indian Board for Wild Life. Voluntary donations were collected from the visitors to the Zoo and informative talks were arranged specially in the interest of the school going children. Directed children's centres at Victoria Gardens under the supervision of the Y. M. C. A. and Bombay Presidency Women's Council and directed play centres for adults at (1) Mastan Tank Playground, (2) Willingdon Memorial Playground, (3) Club Back Road Playground and (4) Playground opp. Proctor Branch, Y. M. C. A. under the supervision of Y. M. C. A. and the play centre at 2nd Peerkhan Street under the supervision of Nagpada Neighbourhood House, continued to be very popular and different tournaments including floodlight, volley ball games were successfully conducted thereat during the year. In addition to this, the Bombay State Women's Council conducted 9 centres in the different Municipal Gardens in the City.

The following additional play apparatus were provided at Nare Park, out of the donation of a philanthropic lady.

- (1) A set of swings.
- (2) A sliding chute.

Similarly during the year under report 10 Mosaic benches were provided at the east portion of the playground near Nappoo Hall.

10. Special repairs and some new works included in the budget estimate for 1959-60 were also carried out at the Victoria Gardens and other public gardens at a total cost of Rs. 87,855.

11. 927 trees in the city were planted during Vana Mahotsav on newly constructed roads, and as replenishment of casualties on the roads and public gardens.

12. During the year under report, the live stock in the Zoo Section increased by 6.6 per cent. as shown in Appendix 'A'

*Increase.*—1,232 mammals, 67 birds were born, 172 mammals, 35 birds and 18 reptiles were received as presents, 67 mammals, 19 birds and 6 reptiles were purchased. 2 mammals and 8 birds were received in exchange.

Similarly precious animals like Kangaroo and a camel were born during the year. It is the first occasion in the history of the Victoria Gardens that breeding of a camel was successfully achieved.

*Decrease.*—44 mammals, 59 birds and 19 reptiles died. 1,012 mammals, 79 birds and 5 reptiles were sold. 32 mammals, 5 birds and 1 reptile were given in exchange.

148 wild animals and birds were treated in the Zoo hospital and 154 specimen of patho-bacteriological interests were examined free of charge, at Bombay Veterinary College.

The total expenditure and income of the Garden Department during the year under report was Rs. 10,23,205 and Rs. 72,994.38 as against Rs. 7,10,485 and Rs. 67,777.58 respectively during the previous year 1958-59.

G. S. HEGDE,  
Superintendent,  
Municipal Gardens Bombay.



## APPENDIX "A"

## List of Animals in the Zoological Section.

Nos.		Nos.	
<i>A.—Carnivorous Animals</i>		<i>E.—Primates or Monkey tribe</i>	
(1) Lion	4	(1) Chimpanzee	1
(2) Tiger	1	(2) Drill	1
(3) Leopard	10	(3) Baboon Gelada	2
(4) Leopard Black	1	(4) Monkey Langoor	4
(5) Hyaena	10	(5) Monkey Sootymangaby	1
(6) Wolf	1	(6) Monkey Golden Rhesus	4
(7) Jackal	8	(7) Monkey Lion tailed	1
(8) Fox	2	(8) Monkey Rhesus	6
(9) Chow chow Dog	6	(9) Monkey Bonnet	2
(10) Dingo	2	(10) Monkey Mona	1
(11) Bear Sloth	2	(11) Monkey Vervet	1
(12) Bear Himalayan Black	3	(12) Monkey Pigtailed	2
(13) Bear Himalayan Brown	1	(13) Hullock Gibbon	1
(14) Bear, European, Brown	1		
(15) Panda or cat Bear	1		27
(16) Civet Lesser	1		
(17) Civet Palm	3		
(18) Jungle cat	3		
(19) Mongoose	2		
(20) Cat local	3		
(21) dog Local	5		
	70		
<i>B.—Herbivorous Animals</i>		<i>F.—Birds</i>	
(1) Elephant	1	(1) Jungle fowl	4
(2) Camel	3	(2) Fowl, white Leghorn	3
(3) Rhino ceros	1	(3) Guinea fowl	15
(4) Hippopotamus	2	(4) Turkey fowl	7
(5) Zebra Chapman's	2	(5) Peafowl white	3
(6) Dear, Sambhar	3	(6) Peafowl, Indian	5
(7) Deer Spotted	26	(7) Pheasant, Fireback	1
(8) Deer Ribfaced	5	(8) Pheasant cheer	1
(9) Deer Fallow (Brown)	8	(9) Pheasant Silver	2
(10) Deer Mouse	7	(10) Pheasant Amherst	1
(11) Antelope Indian	13	(11) Hornbill Pied	1
(12) Antelope four horned	3	(12) Hornbill King	1
(13) Gazelle Indian	1	(13) Marsh Harrier	2
(14) Barbary Sheep	1	(14) Horned owl large	3
(15) Fat tailed sheep	4	(15) Vulture	1
(16) Sheep Indian	1	(16) Quail, Bush	10
(17) Blue Bull (Nilgai)	12	(17) Partridge Chakore	6
(18) Pony	1	(18) Partridge, Indian	1
(19) Wild Boar	1	(19) Pigeon Jacobin	7
	95	(20) Pigeon, Fantailed	37
		(21) Pigeon common	8
		(22) Pigeon Shiraji	14
		(23) Pigeon Nun	3
		(24) Pigeon Powter	7
		(25) Pigeon Homer	10
		(26) Pigeon white crested	4
		(27) Pigeon Tumbler	8
		(28) Dove, white	6
		(29) Dove, Red	2
		(30) Dove, Crested	1
		(31) Dove, turtle	6
		(32) Dove green	1
		(33) Weaverbird	1
		(34) Macaw Red and green	1
		(35) Cockatoo white Lemon crested	1
		(36) Cockatoo white yellow crested	1
		(37) Cockatoo, Blue eyed	1
		(38) Cockatoo Roseate	3
		(39) Parrot Alexandrine	2
		(40) Parrot Ring necked	13
		(41) Parrot Blossom headed	4
		(42) Budger gar	15
		(43) Budgigar Lutino	2
		(44) Myna Hill	1
		(45) Myna Brahmini	1
		(46) Myna Grey headed	1
		(47) Myna Bank	2
		(48) Lalmunja	21
		(49) Finch Diamond	13
	400		
<i>C.—Marsupial animals</i>			
(1) Kangaroo	3		
(2) Rottenest Island Wallby	3		
	6		
<i>D.—Rodents</i>			
(1) Guineapig	44		
(2) Wild Hare	2		
(3) Rabbit	25		
(4) Porcupine	3		
(5) Rat white	142		
(6) Mice white	166		
(7) English Pigs	18		
	400		

	No.		No.
(50) Finch Bicoloured	4	<i>H.—Birds (Waders or semi Aquatic)</i>	
(51) Finch, Silver	2	(1) Adjutant	3
(52) Robin, Pekin	4	(2) Moorhen	4
(53) Bulbul, Red whiskered	2	(3) Flemingo	1
(54) Sparrow Java	6	(4) Stork Black necked	3
(55) Magpie Blue	1	(5) Stork painted	5
(56) Jay Nepal	4	(6) Stork white necked	3
(57) Koel (Indian Cuckoo)	1	(7) Ibes	7
(58) Conure, Green	1	(8) Heron Blue	2
(59) Laughing Thrush white crested	1	(9) Heron Pond	4
(60) Laughing Thrush white throated	1	(10) Egret cattle	4
(61) Whistling Thrush straited	2		<u>36</u>
(62) Black Thrush	1	<i>I.—Birds (Flightless)</i>	
(63) Crane Sarus	4	(1) Emu	2
(64) Crane Demoiselle	3	(2) Ostrich	2
(65) Crane Crowned	2		<u>4</u>
	<u>303</u>	<i>J.—Reptiles</i>	
<i>G.—Birds Aquatics</i>		(1) Crockodile	2
(1) Pelican	5	(2) Tortoise Giant	2
(2) Swan, Black	2	(3) Tortoise star small	10
(3) Goose Red bill	10	(4) Tortoise Mud or Ground	6
(4) Goose Indian	12	(5) Turtle Pond	4
(5) Goose Magpie	3	(6) Python Indian	3
(6) Bargoose	7	(7) Python Malayan	1
(7) Duck Muscovi	2	(8) Snake rat	2
(8) Duck Brahma	1	(9) Snake Viper Green (Pit)	1
(9) Duck Pintailed	1	(10) Snake Cobra	1
(10) Duck comb	2	(11) Snake Green Tree	1
(11) Duck spotbill	5	(12) Snake, Diamond	1
(12) Duck, wild spotted	2	(13) Snake, Saw scaled Viper or Phoorsa	1
(13) Duck Mullard	1	(14) Snake Banded Racer	1
(14) Pochard white eye	1	(15) Snake water	3
(15) Pochard Large and small	2	(16) Snake viper Russels	1
(16) Seagull, small	8	(17) Sand Boa, Black Russels	4
	<u>64</u>	(18) Lizzard Monitor	2
			<u>46</u>
		Grand Total ...	1,051

## APPENDIX "B"

	Rs.
1. Camel and Elephant Ride	5,300.47
2. Pony ride	1,001.75
3. Camera admission passes	1,955.50
4. Receipts from other gardens	20,600.22
5. Sale of plants and flowers	25,526.10
6. Share of income from weighing scale	2,358.38
7. Collection from charity box	45.46
8. Miscellaneous Receipts	12,105.54
9. Rent for Open Air Theatre	4,905.00
	<u>73,798.42</u>

# VICTORIA AND ALBERT MUSEUM

1. Dr. S. C. Upadhyaya held the office of the Curator, Victoria & Albert Museum, during the year except from 1st April 1959 to 14th April 1959 and from 19th July 1959 to 28th July 1959 and 14th October 1959 to 18th October 1959 when he was on leave and Shri V. G. Phatak, B.A., L.S.G.D., acted in his place.

## 2. Working of the Museum.

(a) The Museum remained closed on Mondays and important holidays. It was kept open on Wednesdays for ladies and children and parties of students of Primary Schools as usual (Appendix A).

(b) *Admission.*—Admission to the Museum on Fridays, Sundays and Public Holidays (except Wednesdays) was restricted by tickets of  $\frac{1}{2}$  anna per visitor above 12 years of age. The amount realized was credited to the revenue (Appendix 'B').

The Museum was opened to the public from 15th May 1959 as the Greater Bombay Relief Map was ready for display. It was closed from 28th January 1960 to 10th March 1960 for repairs.

## 3. Additions, Alterations and renewals.

(a) *Reference Library.*—Eleven books were purchased for the Museum Reference Library at a total cost of Rs. 192.53. Three books were presented and one was received free of cost as the Curator is a member of the Indian History Congress.

(b) A large relief map of Greater Bombay 45' × 20' × 1½' was exhibited on a base and encased in glass. The display of this model is likely to be very popular after some of the necessary improvements are carried out.

One map of old Bombay (1897), a papier mache Jewel box, a shell spoon and fork set, rose-wood figure of Ganesha and two old nut-crackers were purchased at a total cost of 395.05 nP.

(c) *Equipment and furnishing materials.*—No new show cases were made for want of adequate budget provision. However more glass labels were put up in sections for Cottage Industries, Pre-history and Fossils. Name boards of some cases were repainted. Some models from Cottage Industry Section were entirely repainted. Books in the Reference Library and specimens in the various show cases were dusted, cleaned and arranged as usual.

(d) The figures in the Class Room Model, in the Civic Gallery were made more interesting by installing necessary machinery for their movement. This Section continued to be more popular. This motor is worked only on Wednesdays and Fridays for a short time as an experiment.

## 4. Educational Activities.

(a) Besides assistance given to students in the form of conducted tours, assistance was rendered to scholars, research students, journalists and about 150 business men and other visitors. Some members of the staff of the Times of India, Editorial Department, were given information regarding models of Indian Games and clay figures depicting Indian Costumes. A professor of Zoology, Gurukul, Haradwar, was given required information regarding fossil exhibits in this Museum. The Chairman, Municipal Board, Mathura, who visited the Museum on 11th July 1959 was given details of the civic gallery exhibits here. The staff of the Planning and Markets Research Department of a local firm were given information regarding certain Hindu icons. The Assistant Editor, Civic Journal, was given information regarding the collections in this Museum for an article which was later published in the said Journal. A local artist was given information regarding the Sun Temple at Modhera.

An anthropologist from the United States of America was given information regarding crafts and costumes of India which are exhibited here.

A Jain scholar engaged, at present, in some researches, in Jain Art, was given information regarding the 64 Arts mentioned in ancient Indian texts. Dr. Klaus Fischer, the noted German Orientalist visited this Museum on 12th December 1959 for materials for his researches. He was given all the information required by him, regarding certain Indian Paintings.

(b) Some Post graduate students and those of local art academies took advantage of referring to the books in the Museum Reference Library.

(c) The Curator deciphered an old Brahmi Inscription found at Dwarka, from a rubbing submitted by a local doctor interested in historical research.

The Curator deciphered some old coins found near Dwarka. He also examined some silver and copper coins of a local coin collector.

(d) The Curator prepared a new catalogue of all the exhibits in this Museum.

(e) *Deputation of the Curator.*—The Curator was deputed to attend the Session of the Indian History Congress at Gauhati. He was re-elected member of the Executive Committee thereof and the Managing Committee of the Numismatic Society of India.

## 5. Income.

(a) From admission fees was Rs. 5,460.20 nP.

(b) From Miscellaneous Receipts Rs. 120.00.

The total expenditure on the maintenance of the Museum was approximately Rs. 47,253.67 nP.

S. C. UPADHYAYA,  
Curator.

MUSEUM APPENDIX 'A'

Attendance.

Year.	No. of days Museum remained open.	Total No. of visitors.	Total No. of School Children.	Daily average.
1959-60	231	6,13,191	13,393	2,654
1958-59	228	7,11,946	8,622	3,123

APPENDIX 'B'

Income from admission fees.

Year.	No. of ticket days.	Total No. of tickets sold.	Amount realised.
1959-60	81	1,78,093	5,460.20
1958-59	83	1,94,698	6084.25

APPENDIX 'C'

Income from sale of the Museum Brochure at one anna each.

Year.	No. of copies sold.	Amount realised.
1959-60	1,500	Rs. 120.00
1958-59	Nil.	All copies were out of stock

# Municipal Libraries

- (1) **Supervision.** Shri S. W. Apte, M.A., Dip-Lib., held the office of the Chief Librarian, Municipal Free Reading Room and Libraries during the year 1959-60 except from 5th January 1960 to 31st March 1960 when he was on earned leave. During the period of his absence, Shri A. R. E. Sonde, the senior clerk from the department looked after his work.
- (2) **Selection and Purchase of Books.** For the use of the different Municipal Libraries books in English and other local Vernaculars on such subjects as General Knowledge, Philosophy, Religion, History, Short Stories, etc. were purchased as under— See statement 'A'
- (3) **Classification and Cataloguing.** All the books purchased during the year were classified, accessioned, catalogued and circulated amongst the libraries.
- (4) **Circulation of Books.** Statement 'B' shows how the books purchased during the year under report were distributed to the libraries.
- (5) **Magazines and News papers.** Popular leading Indian Dailies, Weeklies and Monthlies in English and the regional languages were subscribed at the total cost of Rs. 5,552 for libraries.
- (6) **Statement of Visitors etc.** The number of visitors and other particulars are given in Statement 'C'
- (7) **New Libraries.** No new Library was opened during the year under report.
- (8) **Income and Expenditure.** The total income derived during the year under report by way of fine, cost of missing and non-retuned books was Rs. 385.14 as against Rs. 1,949 during the preceding year. The sale of old newspapers could not be effected during the year under report and hence the wide gap between the two corresponding incomes.

The expenditure in running the 14 libraries in City came to Rs. 72,262 as against Rs. 64,732 during the previous year.

S. W. APTE,  
Chief Librarian.

## STATEMENT 'A'

### Books purchased for City Libraries.

Languages.	1958-59.		1959-60.	
	Books No.	Cost.	Books No.	Cost.
English	179	Rs. rP. 456.98	60	Rs. nP. 289.83
Gujarati	231	647.42	212	627.53
Hindi	177	528.45	178	554.99
Marathi	249	626.14	401	912.98
Urdu	167	504.64	249	824.39
<b>Total ...</b>	<b>1,003</b>	<b>2,763.63</b>	<b>1,100</b>	<b>3,209.72</b>

## STATEMENT 'B'

Library at.	BOOKS.					
	English.	Gujarati.	Hindi.	Marathi.	Urdu.	Total.
(1) Parel	5	18	14	40	...	77
(2) Gell Street	5	18	14	40	48	125
(3) Foras Road	3	...	14	40	...	57
(4) Kamathipura	3	23	...	...	48	74
(5) Chikhalwadi	5	18	14	40	...	77
(6) Minara Masjid	5	15	...	...	50	70
(7) Null Bazar	3	20	14	40	...	77
(8) Bapukhote Street	6	20	15	...	56	97
(9) Naviwadi	3	20	...	40	...	63
(10) Circulating Library for Muslim Ladies.	3	20	...	...	47	70
(11) Mandvi	3	...	...	40	...	43
(12) Gokhale Road	5	15	65	40	...	125
(13) Naigaum	5	15	14	41	...	75
(14) Sewri	6	10	14	40	...	70
<b>Total ...</b>	<b>60</b>	<b>212</b>	<b>178</b>	<b>401</b>	<b>249</b>	<b>1,100</b>

## STATEMENT 'C'

Statement showing number of visitors and other particulars showing the progress of different libraries in 1959-60

Libraries at	Number of Visitors.	Books issued on		New Depositors.	Refund passed	Periodicals subscribed to			Income appr.	Expr. appr.
		Deposit.	spot.			Dalies.	Week-lies.	month-lies.		
(1) Parel	49,539	3,602	1,314	52	35	9	3	19	61.75	3,394.43
(2) Cell Street	31,691	981	652	17	19	12	4	23	9.50	4,144.91
(3) Foras Road	30,497	1,362	1,142	38	27	7	3	13	22.72	3,846.22
(4) Kamathipura	25,628	1,056	1,129	22	17	7	2	10	43.48	4,410.46
(5) Chikhawadi	25,524	2,003	1,164	19	12	10	4	16	2.24	3,842.80
(6) Minara Masjid	18,160	1,261	724	29	18	7	2	11	35.58	4,183.01
(7) Null Bazar	24,645	1,823	669	50	33	8	4	19	33.42	3,757.75
(8) Bapukhote Street	28,222	2,153	1,282	38	37	7	3	11	6.28	5,437.39
(9) Naviwadi	6,640	1,993	479	38	24	3	4	18	26.87	4,267.54
(10) Circulating (Muslim Ladies).	...	...	6,671	...	...	...	...	...	...	1,409.33
(11) Mandvi	21,215	2,965	907	45	28	6	4	13	58.86	1,893.64
(12) Gokhale Road	19,125	2,907	788	52	35	8	4	19	50.68	3,798.46
(13) Naigaum	18,150	879	1,109	28	21	6	4	13	8.97	2,234.63
(14) Sewri	15,157	1,869	1,959	27	15	6	4	13	24.79	4,203.08
C. L. s Office	...	...	...	...	...	...	1	5	...	21,439.11
Total 1959-60	3,14,193	24,854	18,989	455	321	...	...	...	385.14	72,262.76
1958-59	2,90,903	24,110	21,328	506	407	...	...	...	1,949.01	64,732.00
1957-58	2,85,992	24,618	15,858	591	427	...	...	...	1,247.76	46,256.00
1956-57	2,61,745	22,770	21,761	673	496	...	...	...	1,386.70	46,901.97
1955-56	2,57,401	22,694	24,723	696	532	...	...	...	1,078.97	44,573.75

# CENTRAL STORES

*Subject Administration Report for the year 1959-60.*

1. During the year Shri F. D'Souza continued to be the Controller of Stores, except from 1st May 1959 to 30th June, 1959, during which period he was on Earned Leave. During his absence Shri K. A. Mehta, Dy. Controller of Stores (Tech.) was appointed to look after his work.

2. **Tenders and Contract.**—Tenders were invited for the purchase of stores during the year under report in 191 cases as against 192 cases in the preceding year. The number of contracts for the various scheduled articles entered during the year was 255 as against 220 in the preceding year. A few of the tenders and quotation were rejected due to high rates quoted by the tenderers.

3. During the year about 28,980 tons of cement worth about Rs. 36.84 lakhs 8,89,673 R. ft. Galvanized Iron pipes worth about Rs. 11.75; 27,984 R. ft. of Cast Iron pipes and Asbestos pipes worth about Rs. 28.81 lakhs 3554 Tons of Iron Materials worth about Rs. 25.85 lacs and 2,91,887 yards of cloth worth about Rs. 2.77 lakhs were purchased. 800 Bengal Maunds of Grain (Grams, and Bajri) for the Head Supervisor and the Superintendent of Gardens, worth about Rs. 12,000 were purchased. In addition, this department purchased for various Hospitals and Maternity Homes about 6,792 Bengal Maunds of Wheat, Rice worth about Rs. 1.42 lakhs. Although the control on G. I. pipes and all types of cloth was lifted, the Government reimposed control on steel materials in the month of September 1959. All Government and Semi-Government bodies received their requirement of steel only on Quota Certificates, i.e. planning is done on producers and Registered Stockists and not on Bombay dealers, thereby obtaining the materials at cheaper rates. This department had not to go in for the purchase of steel materials from open market beyond the Quota Certificates at rate higher than the control led rates as due to the shortage of cement the quota released for steel was adequate. The control on cement still continues and it is only obtained on authorisations issued by the Government. In the early part of the year the supply position of cement became very acute and only the most urgent works had to be carried out.

**Plant and Machinery Section.**—This section has made various purchases of Plant and Machinery, Chemicals, such as slum, aluminium sulphate, barium carbonate, engineering materials such as Bitumen, asphalt, sand, metal, etc., steel and wooden furniture, vehicles, pumping sets, etc., for the various departments of the Corporation. For this purpose 118 tenders plus 21 schedules by Public Advertisement and 124 sealed quotations were invited involving 678 items costing Rs. 72 lakhs approx. Wooden and steel furniture required by the various Hospitals and the departments were also standardized and direct debit Schedules were framed for the same during the year under report. Special purchases of wooden and steel furniture were also made for furnishing the New T. N. M. College and the Students Hospital building, amounting to Rs. 10 lakhs approximately.

**Stock Control.**—In a big stores like that of this Corporation, where the yearly purchase exceeds Rs. 1.25 crores, it is inevitable that many items become obsolete in course of time. On the recommendations of Messrs. Ibcn Ltd., it was, therefore, felt necessary to have an officer to watch the consumption and to report such items to the Controller of Stores for immediate action. One Head Clerk was accordingly appointed from 24th December 1957, and since then many obsolete items worth Rs. 61,000.00 approximately were taken out. Messrs. Ibcn Ltd., had stated in their Report No. 31 on inventory control of the Central Stores, that the average cost of carrying stores is about 12½ per cent. of the total cost and in order to carry only effective stocks, this Head Clerk has to give due regards to their suggestions viz., order level, order quantity, minimum and maximum levels, while replenishing the stocks in general. He will have supervision over the replenishment and consumption of all store items.

This H. C. has also been entrusted with additional duties of inspecting the clothing articles directly purchased by the consuming departments in order to have a token check on such purchase. These articles include the uniform clothings also.

**Diet Section.**—Since 1958-59 the work of invitation of dietary tenders was entrusted to Stores Department. Municipal Hospitals and Maternity Homes spread over whole of Greater Bombay were suitably grouped and tenders were invited groupwise and localitywise. There were about 45 tenders and the cost of contracts for the supply of dietary articles amounted to Rs. 14 lakhs. There is still scope to revise the present tenders for securing economical rates for dietary articles and to affect reduction in dietary costs of the Hospitals and Maternity Homes. The specifications for various dietary articles have since been invited. This section also looks after the stationery tenders as well as firewood for cemeteries etc.

**S. I. (Food)**—This post was created from 2nd March 1959, for exercising effective check on the receipt of dietary articles supplied to various Municipal Medical Institutions. This post has been continued further since there was a remarkable progress with regard to collection of statistics of consumption with a view to laying down general standard for all Institutions, investigation of complaints regarding raw supply, defective supply and replacement of the same etc.

4. The value of Stores and other materials purchased during the year including articles received from other departments on Return Stores Memo amounted to Rs. 149.53 as against Rs. 104.39 lakhs in the preceding year. This increase was mainly due to purchase of Cast Iron and Asbestos Pipes, Iron Materials and cement etc. from contractors and Government during the period under report.

5. Purchase of articles by Direct Debits to departmental grants amounting to Rs. 11.80 lakhs were effected.

6. Most of the articles purchased were of Indian Manufacture and the value thereof amounted to about Rs. 145.72 lakhs and the value of foreign goods purchased amounted to about Rs. 3.81 lacs. During the year 14 Import Licences aggregately valued at about Rs. 86,574 were received. Due to the Government restrictions many of our applications for import Licences for Plant and Machinery items were rejected by the Government as a result of which, this department had to procure only materials of indigenous make and even abandon the proposals for foreign materials where it was not possible to procure licences.

7. 5325 Orders for the purchase of Stores were placed with the contractors and other dealers as against 4,885 orders in the preceding year.

8. 44,059 Indents and Sales Memos were received from the departments as against 42,444 in the preceding year.

9. Indented articles which were not in stock or for which no contracts had been entered into were secured from the market by invitation of quotations or tenders by public advertisements except in a few cases wherein direct purchases were made from the market, as such a course was found to be more economical and expeditious. The total number of casual or market inquiries or quotations invited was 420 as against 558 in the preceding year.

10. Articles received from the contractors and others were examined and compared with the approved samples before acceptance and where the articles differed from the samples, were rejected and got replaced. The chemical test reports were invariably carried out in case of important paints, turpentine, linseed oils, soaps disinfectants, etc., while S. W. pipes and Hume pipes were subjected to Hydraulic tests before accepted. Cement supplies were invariably tested for tensile strength.

11. **Sale of Unserviceable.**—Mixed scrap received from different departments was sold by private offers and Cast Iron scrap was retained for issuing to Municipal Contractors for manufacturing castings as per condition of the contract. The total amount realised by the sale of unserviceable articles including mixed scrap by private offers during the year amounted to Rs. 45,700.51 as against Rs. 1,60,985.00 in the preceding year.

12. The total turnover of this department, viz., the Receipts and Issues of Stores during the year came to Rs. 267.29 lakhs as against Rs. 217.79 in the preceding year.

13. The stock of stores on hand was verified departmentally and through the Municipal Stock Verifiers. The departmental verification and that by Municipal Verifiers showed no appreciable differences.

The balance of Stock on hand on 31st March 1960, was worth Rs. 60.22 lakhs at the Central Stores and Rs. 1.25 lakhs at the Foras Road Depot, totalling to Rs. 61.47 lakhs as against Rs. 29.49 lakhs including Foras Road Depot in the preceding year.

14. The Annual tenders for the supply of materials including Stationery articles during the year 1960-61 according to the various schedules and the sale of waste paper, firewood for the cemeteries, etc., were invited during the months of October, 1959, to December 1959.

15. The quantities of cement, piping and steel purchased were more than those purchased last year. The purchase of each of these articles involved considerable labour and time. There were many difficulties in obtaining early permits and taking deliveries. The distribution of these items amongst various departments also involved a good deal of work. The distribution of cement and steel amongst the contractors and various consuming departments presented special difficulties in view of the fact that the supplies of both these materials were not steady and continuous. However, this department was able to meet the difficulties.

16. **Sub Depot at Foras Road.**—The Sub-depot at Foras Road meant for M.E. & T.S. was under the direct control of the Controller of Stores. The articles required by the T.S./M.E. was indented in bulk from the C. S. and issued to T.S./M.E. by the Sub-Depot in piece meal as required by them.

17. **Housing.**—With a view to housing essential staff of the Central Stores, one structure of 16 tenements estimated Rs. 1 lakh approx. was constructed in the Yard No. 2 at the junction of Delisle Road and Arthur Road. Each tenement consist of 1 room and a kitchen with self-sufficient arrangement for water supply and sanitary arrangement. Allotment of these tenement is being done.

18. Statements showing (A) The Stores transactions during the year as required by Clause XIX of the stores Audit Manual (Appendix '0') and (B) the details of the stock on hand at the close of the year are appended.



## APPENDIX 'O'

Statement 'A' showing Stores Transactions during the year 1959-60.

Particulars.	CENTRAL STORES				FORAS ROAD DEPOT.			
	Capital Stores.	General Stores.	Line Suspense Account.	Total Columns 2, 3 & 4.	Capital Stores.	General Stores.	Line Suspense Account.	Total of Columns 6, 7 & 8.
(1)	(2)	(3)	(4)	(5)	(6)	(7)	(8)	(9)
	Rs.	Rs.	Rs.	Rs.	Rs.	Rs.	Rs.	Rs.
Value of Stores on hand on 1st April 1959.	20,81,950.77	6,74,038.67	89,282.73	28,45,272.17	18,232.43	85,553.07	...	1,03,785.50
Value of stores received including transfers during 1959-60 ...	1,24,40,055.97	25,12,794.98	...	1,49,52,850.95	14,584.42	1,77,751.07	...	1,92,335.49
Total ...	1,45,22,006.74	31,86,833.65	89,282.73	1,77,98,123.12	32,816.85	2,63,304.14	...	2,96,120.99
Less—Value of stores issued including transfer during 1959-60 ...	93,18,373.14	24,57,135.94	805.17	1,17,76,314.25	15,216.76	1,55,422.83	...	1,70,639.59
Balance on 1st April 1960 ...	52,03,633.60	7,29,697.71	88,477.56	60,21,808.87	17,600.09	1,07,881.31	...	1,25,481.40

F. D'SOUZA,  
Controller of Stores.

## APPENDIX 'O'

Statement 'B' showing the details of stock held on 31st March 1959 and 1960.

PARTICULARS.	Amount at Central Stores 1959.		Amount at Central Stores 1960.		Amount at Foras Road Depot 1959		Amount at Foras Road Depot 1960	
	Rs.	nP.	Rs.	nP.	Rs.	nP.	Rs.	nP.
<b>CAPITAL ACCOUNT</b>								
(1) Cement ... ..	6,971.98		3,24,470.40		...		...	
(2) C. I. Pipes, Manholes, Hydrants, Water and Drainage Castings, etc. ...	13,29,778.53		20,82,186.44		...		...	
(3) M. S. Round Bars, flats, squares, plates, C.I. and G.I. Black sheets etc., ...	5,45,695.23		15,00,979.93		15,976.63		15,563.67	
(4) Pipes Stoneware and Hume ... ..	18,021.83		13,684.13		...		...	
(5) Galvanized and Black Pipes and Fittings ... ..	1,05,949.34		11,97,792.15		2,255.69		2,035.42	
(6) Lead Pig and Lead Wool and Lead Pipes, ... ..	74,543.24		79,662.82		0.11		...	
(7) Asbestos sheets and pipes ... ..	990.62		4,857.73		...		...	
<b>LINE SUSPENSE ACCOUNT.</b>								
(8) Water works castings on the line ... ..	89,282.73		88,477.56		...		...	
<b>GENERAL ACCOUNT.</b>								
(9) Spindles brass and fittings ... ..	47,542.55		37,057.67		19.54		14.36	
(10) Meter parts ... ..	11,140.43		11,140.43		...		...	
(11) Bolts, Nuts, Rivets, Nails, Hooks and Eyes, Washers and Hardware, etc. ...	38,156.20		60,507.19		4,933.85		4,755.84	
(12) Brooms Goa, Date and Brushes ... ..	21,177.43		26,813.61		622.87		406.86	
(13) Cables and wires ... ..	29,515.63		21,182.86		12,569.13		23,522.41	
(14) Electric Accessories, Bulbs Electrodes, Dry cells, etc. ... ..	56,902.07		63,200.47		27,785.55		37,905.07	
(15) Files and Rasps ... ..	3,926.97		3,005.80		882.95		1,630.16	
(16) Motor spare parts ... ..	1,193.87		...		6,505.37		9,146.52	
(17) Oil Castor, Coconut, Sweet, Kerosene, Grease, Lubricating, etc. ... ..	3,665.31		3,713.96		1,281.68		920.13	
(18) Timber, Ladder, Sheft Bhandiwood, Nowghani Poles, Plywood sheets, etc. ...	2,957.14		1,352.46		2,211.42		601.98	
(19) Clothing ... ..	1,10,920.03		1,44,626.64		867.05		81.44	
(20) Disinfectants, Tropical chloride of Lime, Cleaning powder, Cynogas ...	15,030.62		15,292.33		238.42		178.55	
(21) Motor tyres, tubes, ... ..	1,66,962.10		1,29,211.48		5,221.02		2,168.53	
(22) Tools, Machinery, foot rules, spanners, drills, saws, angers, screws, etc. ...	16,468.72		20,273.67		2,050.66		1,712.69	
(23) Soap and Soda ... ..	5,581.97		10,801.69		565.34		1,190.69	
(24) Baskets cane, bamboo and wooden ... ..	8,269.97		18,871.71		21.02		31.37	
(25) Buckets, dust bins, Ghamelas, Enamelware, Glassware, Hurricane Lanterns, etc.	28,633.08		28,185.48		133.57		157.03	
(26) Hose rubber, belting, canvas ... ..	18,122.32		10,439.77		404.82		648.91	
(27) Firewood, Gascoke, Steamcoal, coaltar, pitch, charcoal, etc. ... ..	4,720.04		...		...		...	
(28) Wires, brass rods, copper sheets, zinc sheets, etc. ... ..	13,796.77		20,207.28		4,537.62		6,339.17	
(29) Leather hides, chamois, chappals, plungers, boots and other leather articles ...	11,707.43		4,829.01		493.05		88.79	
(30) Coir goods, cotton goods, yarn spun, waste cotton, packing asbestos, etc. ...	9,167.71		15,079.55		831.13		609.76	
(31) Paints, Powders, linseed oil and turpentine ... ..	7,446.91		22,291.01		5,636.48		4,320.03	
(32) Locks of sorts ... ..	2,865.17		3,724.79		315.15		439.98	
(33) Miscellaneous, (Polish, candles, glue, gum, tiles, Powras, showels, clock, spirit, typewriter, Refrigerator matches, grains, poles, B.R.C. Fabric etc. ...	38,168.23		57,888.85		7,425.38		11,011.04	
Total Rs. ...	28,45,272.17		60,21,808.87		1,03,785.50		1,25,481.40	

F. D'SOUZA.  
Controller of Stores

# LICENCE DEPARTMENT.

During the year 1959-60, the department was in charge of Shri C. K. Patel, Superintendent of Licences.

The Licence Department comprises of three Sections, namely (1) Licence Section, (2) Encroachment Section and (3) Advertisement Section, and deals with Sections 394, 412-A, 390, 314, 328, 328-A and 393 of the Bombay Municipal Corporation Act.

## Licence Section.

This Section issues licences under Section 394 and 412-A, and permits under Section 390 and 393 of the Bombay Municipal Corporation Act, regarding trades and industries and controlling the storages of hazardous Goods.

General.

During the year under report 37,599 licences were issued, vide Items Nos. 1,2 and 3 of Appendix 'A'.

An amount of about Rs. 13,40,050.70 was realised by licence fees upto 31st March 1960 (vide Appendix 'A'). The amount outstanding as licence fees on 31st March 1960 was about Rs. 1,54,943.00 as against Rs. 3,69,546.00 on 31st March 1959. Out of this amount, approximately a sum of Rs. 1,48,766.00 was held in deposit and the same is being adjusted in the account. Thus the total licence fee collected was about Rs. 14,88,816.00 as against Rs. 14,20,388.00 for the last Year.

Financial.

There were 744 cases outstanding on 1st April 1959. During the year under report 1972 prosecutions were launched for infringement of Sections 394, 412, 328 & 328A. Convictions were secured in 1012 cases, 596 cases were withdrawn, as the parties concerned either paid the licence fees or complied with the requirements of the Department. The amount of total fines inflicted in prosecutions was about Rs. 22,349.00. The total number of cases that remained undisposed of on 31st March 1960 was 1102 (vide Appendix 'B').

Prosecutions.

The new renewal system of renewal of licences introduced since 1st April 1956 is continued. The system of receiving applications in prescribed forms is also continued. With a view to safeguarding the Municipal funds and having better control over licensees, a system of taking Security Deposits equal to one quarter's licence fees and necessary Undertaking is introduced.

New Renewal System and Application Form, Deposit System and Inspection Report Forms

A system to record details of inspection done and to hand over copies of Inspection Reports to parties concerned on the spot under intimation to the department is introduced with a view to having better control over field work.

## Encroachment Section.

The total number of monthly hawkers, and Squatters licences issued, during all the months of the year was 46,347 (vide Appendix 'C').

Number of Hawkers.

An amount of Rs. 4,09,850.00 was realised as licence fees. The removal charges recovered under Section 490 amounted to Rs. 2,25,907 (vide Appendix 'C'). The outstanding amount of licence fees from Squatters' licences as on 31st March 1960 was about Rs. 35,000.

Financial.

During the year, the Encroachment Removal Section tackled 68,765 hawkers and 1,59,330 items were seized from them. The total collection by way of redemption charges amounted to about Rs. 2,18,484. Details are given in Appendix 'D'.

Encroachment Removal Action.

During the year, there were in all 1,231 auction sales, out of which 1,160 were in respect of perishable goods and 71 for non-perishable goods which were seized by the Encroachment Removal Section and which were not redeemed by the hawkers concerned. An amount of Rs. 12,133.00 was realised as auction sale proceeds as against Rs. 14,809.00 last year.

Auction sale of un-redeem goods.

The new policy of issuing hawkers' licences as reported last year is continued and new licences are issued accordingly.

General.

Due to floating habits specially of Itinerant hawkers and cobblers they move away without informing the Municipality and many a times without paying fees which has resulted in many a times loss of revenue to the Municipality. In order to safeguard Municipal revenue and to check the irregularities, the new system of taking deposit equal to three months' licence fees with an Undertaking is introduced this year. Though only a few months have lapsed since the introduction of this system the result appears to be much encouraging.

Hawkers as a rule are illiterate and do not give proper addresses and in majority of cases replies sent to them are returned undelivered by the Post Office. As these persons do not reply, they come to make inquiries and much time of administration is wasted in tracing out papers and giving them the replies. In order to facilitate working of the office a new practice of calling the persons at fixed day and time and give them replies personally has been introduced. This has achieved the desired results.

### Advertisement Section.

This Section enforces Sections 328 and 328-A of the Bombay Municipal Corporation Act and thereby regulates various types of advertisements in the City.

The total number of permits for advertisements issued during the year under report was 3,956 (*vide* Number of Permits. Appendix 'E'). The total amount received was Rs. 5,11,356.00.

On 31st March 1959, there were 2785 cases pending in the Courts. During the year 1,588 prosecutions were launched for contravening Sections 328 and 328-A and convictions were secured in 139 cases. 725 cases were withdrawn, as the parties concerned either paid the permit fees or complied with the requisitions of the department. No acquittals were granted during the year under report. 3,479 cases remained undisposed of on 31st March 1960.

Several public institutions doing educational, social or religious work and carrying on cultural activities were granted free permission for display of banners and posters, by way of encouragement. All posters for which permission is given are stamped by the department to facilitate detection work and checking unauthorised display of posters.

The aggregate collection of the department amounted to about Rs. 27,05,647 out of which Rs. 22,25,575 represent the total revenue of the department as against the aggregate amount of Rs. 24,86,849 in the previous year. An amount of about Rs. 4,80,072 is lying in deposit, which is being adjusted.

C. K. PATEL,  
Superintendent of Licences.

## APPENDIX A,

Statement showing the number of licences and permits issued, and amount of fees recovered in the years 1957-58 to 1959-60.

Particulars	Number of permits and licences			Amount of fees recovered		
	1957-58.	1958-59.	1959-60.	1957-58.	1958-59.	1959-60.
(1) Commodities and Trades (Section 394) ...	33,642	34,100	36,417	Rs. 11,50,620	Rs. 10,86,980	Rs. 12,46,700.58
(2) Steam Whistle blowing (Section 393) ...	48	50	50	995	1,020	970.00
(3) Milk Products, Ghee and Butter (Section 412-A)...	1,161	1,166	1,132	7,365	7,260	5,976.25
(4) Factories (Section 390) ...	498	679	812	96,590	65,332	78,112.50
(5) Transfer of licences (Section 394 and 412-A) ...	2,093	2,085	...	7,725	7,398	8,291.37
(6) Transfer of Permits (Section 390) ...	...	...	...	...	...	...
Total ...	37,442	38,080	38,411	12,63,295	11,67,990	13,40,050.70

## APPENDIX B.

The number of prosecutions launched by Licence Section during the years 1957-58 to 1959-60 and the result thereof.

Year	Offence against Section	Number of cases remaining un disposed off	Total No. of cases instituted	Number of cases with- drawn on compliance with law	Number of cases which re- sulted in convictions	Amount of fines inflicted	Number of cases which re- sulted in acquittals	Number of cases remaining un disposed of on 31st March of the year.
1957-58	...	394	572	1,674	565	Rs. 1,061	21,669	614
1958-59	...	394	614	1,457	392	945	21,930	721
1959-60	...	394	721	1,964	581	1,011	22,344	1,087
1957-58	412-A	31	12	8	3	44	...	22
1958-59	412-A	22	7	5	1	...	...	23
1959-60	412-A	23	8	15	1	5	...	15

## APPENDIX C

Statement showing the number of Hawkers, and Squatters' licences issued and amount of fees collected during the years 1957-58 to 1959-60.

	NUMBER OF LICENCES ISSUED.			AMOUNT OF FEES COLLECTED.		
	1957-58	1958-59	1959-60	1957-58	1958-59	1959-60
Squatters' fees collected in Reserved Area (under Section 313).	35,064	36,588	39,012	Rs. 3,80,674	Rs. 4,10,764	Rs. 3,84,460
Fees received from Itinerant Hawkers' licences (under Section 318-A).	6,186	6,389	7,335	21,355	22,254	25,390
Total ...	41,250	42,977	46,347	4,02,029	4,33,018	4,09,850
Recovery of expenses (under Section 490) for Removal of Encroachment under Section 314.	...	...	...	2,06,451	2,09,957	2,25,907
Total ...	41,250	42,977	46,347	6,08,480	6,42,975	6,35,757

The outstanding amount of licence fees from Squatters as on 31st March 1960 is Rs. 35,000

## APPENDIX D

Summary of Encroachments seized and the revenue realised during 1959-60.

Lorry Supervisor No.	No. of hawkers tackled	No. of items seized	No. of unauthorised hand carts.			Collection Realised		Total.
			Rs. 25	Rs. 20	Rs. 6	Lorry Supervisor.	Preventive Squad.	
I	14,317	29,166	171	303	270	28,183.25	18,790.50	46,973.75
II	10,475	26,240	95	130	137	24,175.00	9,871.50	34,046.50
III	14,204	34,081	168	233	40	25,718.25	11,568.00	37,286.25
IV	9,592	22,955	142	372	97	21,265.00	11,762.50	33,027.50
V	9,835	23,506	147	324	82	25,952.25	9,069.25	35,021.50
VI	10,342	23,382	152	315	60	24,038.25	8,091.00	32,129.25
Total	68,765	1,59,330	875	1,677	686	1,49,332.00	69,152.75	2,18,484.75

## APPENDIX E.

Statement showing the number of permits for advertisements issued and amount of fees collected during the year under Section 328 and 328-A.

Particulars.	No. OF PERMITS ISSUED			AMOUNT OF FEES COLLECTED.		
	1957-58	1958-59	1959-60	1957-58	1958-59	1959-60
				Rs. nP.	Rs. nP.	Rs. nP.
Wall posters, hoardings and boards ...	1,342	1,362	1,435	1,37,075.90	1,61,057.38	1,91,190.64
Movable boards on hand-carts etc. ...	294	284	250	71,872.00	73,317.60	72,737.20
Illuminated advertisements and sky-signs	1,115	1,262	1,611	1,33,785.45	1,81,923.04	1,98,566.79
Non-illuminated sky signs and advts. ...	632	599	602	24,282.50	29,627.75	26,878.22
Non-illuminated kiosks (Number of Kiosk)	24 (5,697)	18 (4,063)	6 (1,171)	14,717.50	10,157.50	2,997.00
Wall paintings ...	48	41	52	6,356.00	5,559.50	9,843.45
Auctioners ...	...	...	...	...	...	...
Space Rent ...	...	...	...	...	...	...
Composition for delays ...	...	...	...	6,891.18	12,331.27	9,143.57
<b>Total ...</b>	<b>3,455</b>	<b>3,566</b>	<b>3,956</b>	<b>3,94,980.53</b>	<b>4,73,974.04</b>	<b>5,11,356.87</b>

## APPENDIX F.

The number of prosecutions launched during the year under report and the results thereof as compared with those of the preceding two years. :-

Year.	Offence against Section.	Number of cases remaining un-disposed of on 31st March 1959.	Total number of cases instituted.	Number of cases with-drawn on compliance with the law.	Number of cases which resulted in convictions.	Amount of fines inflicted.	Number of cases which resulted in acquittals.	Number of cases remain-ing un-disposed of on 31st March 1960.
1957-58	328 and 328A	2,375	1,110	917	29	270	...	2,539
1958-59	Do.	2,539	1,500	1,174	74	900	6	2,785
1959-60	Do.	2,785	1,558	725	139	1,800	...	3,479

## APPENDIX G.

Statement of number of Auction Sales and Revenue realised from them during the year 1959-60.

Lorry Supervisor Serial No.	No. of Auction Sales.			Amount realised.			Remarks.
	Perishable	Non-perishable.	Total.	Perishable	Non-perishable.	Total.	
				Rs.	Rs.	Rs.	
I ...	212	11	223	709.00	1,818.00	2,527.00	
II ...	159	12	171	588.60	1,195.00	1,753.60	
III ...	263	11	274	1,426.75	775.00	2,201.75	
IV ...	193	13	206	444.25	1,307.00	1,751.25	
V ...	214	13	227	908.75	1,203.00	2,111.75	
VI ...	119	11	130	663.50	1,125.00	1,788.50	
<b>Total ...</b>	<b>1160</b>	<b>71</b>	<b>1231</b>	<b>4,710.85</b>	<b>7,423.00</b>	<b>12,133.85</b>	

# SHOPS AND ESTABLISHMENTS

Shri N. M. Haeems, B.A., continued to hold the post of Chief Inspector, Shops and Establishments Department, during the year under report. He also supervised the work of administration of Theatre Tax in the City limits.

**2. Award of adjudication.**—During the year under report, special pay of the Senior Inspectors and Junior Inspectors has been increased from Rs. 20 and Rs. 15 to Rs. 30 and Rs. 25 respectively with retrospective effect from 1st September 1958 as per Justice Shri Meher award.

**3. Registration of Shops and Establishments:**—The total number of establishments as registered in the records of the Department on 31st March 1959 and on 31st March 1960 under the various categories stood as under:—

Category	31-3-1959	31-3-1960
Shops ... ..	74,585	75,548
Commercial Establishments ... ..	22,984	23,654
Residential Hotels ... ..	334	341
Restaurants and Eating Houses ... ..	6,676	6,403
Theatres, etc. ... ..	79	104
<b>Total ... ..</b>	<b>1,04,658</b>	<b>1,06,050</b>

It will be seen that there is an increase in all categories of establishments, except Restaurants and Eating Houses (covered by the Bombay Shops and Establishments Act) during the year under report, which appears to be due to Hoteliers finding the business less profitable on account of the various restrictions on this trade.

**4. Complaints:** 1,482 complaints were received during the year under report in addition to 28, which were pending disposal at the close of the previous year. Of these, 1,469 were investigated while investigations in 41 cases were not complete till the close of the year under report. Action was taken wherever necessary.

**5. Mass Raids:** 432 mass raids—296 during day and 136 during night—were carried out during the year, for the purpose of enforcing the provisions of the Act more effectively, besides the routine visits paid to the various types of Establishments by the inspectorate in the course of their regular outdoor duties.

**6. Visits and Re-visits:** The total number of visits and re-visits to the various categories of establishments during the year under report was as under:—

Category	Visits	Re-visits	Total
Shops ... ..	32,391	13,743	46,134
Commercial Establishments ... ..	6,938	2,583	9,521
Residential Hotels ... ..	88	70	158
Restaurants and Eating Houses ... ..	2,412	834	3,246
Theatres, etc. ... ..	82	17	99
<b>Total ... ..</b>	<b>41,911</b>	<b>17,247</b>	<b>59,158</b>

**7. Prosecutions:** Statement showing the number of Prosecutions launched, fines inflicted, etc., during the year ended 31st March 1959 as also for the year ended 31st March 1960 is mentioned in Appendix 'A' below:—

## APPENDIX 'A'

Year.	cases pending from the previous year.	Cases filed.	Cases disposed of					Cases pending at the close of the year.	Average fine per case.		
			Convictions.	Withdrawals.	Acquittals.	Abated.	Warned and discharged.				
1958-59	1,220	4,371	4,441	61	30	2	2	4,536	1,055	Rs. 1,70,945	Rs. nP. 38.20
1959-60	1,055	5,332	4,717	72	10	1	1	4,801	1,586	Rs. 1,75,110	Rs. nP. 37.03

### Withdrawals and Acquittals.

During the year under report, one case abated on account of death of the accused.

Details of withdrawals and acquittals are as per Appendices 'B' and 'C' below:—

## APPENDIX 'B'

(Withdrawals)

No. of cases withdrawn	Reasons.	Remarks.
35	Establishments having changed hands	...
2	Death of the accused	...
15	Closure of the establishments	...
6	Accused having left Bombay for good	...
10	Accused not traceable	...
1	Cese of Tailoring Establishment	... The Learned Magistrate suggested withdrawal of the case, since our appeal preferred in a similar case was dismissed by the High Court.
1	Legal lacuna towards publication of notice regarding exhibition of the Extract of the Act, in Government Gazette.	...
1	Action having been taken against the same establishment for similar breach simultaneously	...
1	Extenuating circumstances considered by the Municipal Commissioner as deserving	...
72		

## APPENDIX 'C'

(Acquittals).

No. of cases acquitted	Reasons.	Remarks.
2	On grounds of fact	...
3	For want of independent evidence	...
1	The Court having taken cognizance of accused suffering from T.B.	...
4	Benefit of doubt given by the Courts	...
10		

Some of the courts continued to impose fines below the minimum of Rs. 25 per count, prescribed under the Act.

During the year under report, Revision applications were proposed to be preferred in two cases, one of which was decided where the accused was convicted and fined Rs. 50 on 29th January 1960 and the other case has been referred back for retrial to the lower court. In two cases the Accused have filed revision applications in the High Court, which have not been decided till the close of the year. Two cases pending disposal in High Court last year, were dismissed on 22nd April 1959 and 22nd October 1959, respectively as the relationship between the employers and employees was doubtful and a reference is being made to Government to amend the Act to avoid this anomaly, by exercising powers vested in Government under Section 5 of the Act.

8. *Financial.*—Government sanctioned Grant-in-Aid of Rs. 1,70,945 for the year 1959-60, as part of expenditure towards administration of the Bombay Shops and Establishments Act, 1948, during the year 1958-59 and Rs. 13,010.94 realised by the Municipality through registration etc., fees during the year 1958-59. The total expenditure incurred on the administration of the Bombay Shops and Establishments Act, 1948 and the Payment of Wages Act, 1936, during the year 1958-59 was Rs. 3,14,618.84.

While furnishing figures of fines inflicted and expenditure incurred for the administration of the above Acts during the year 1958-59, it was again pointed out to Government, that the Corporation were sustaining recurring annual loss, ever since the Corporation was entrusted with the administration of this Act, and that the loss had further increased as a result of additional staff appointed for the administration of the Payment of Wages Act, 1936, since 1st April 1955. Government were pointedly requested to raise the grant-in-aid, at least to cover the expenditure incurred by the Corporation for administration of these Acts each year, but from the grant-in-aid actually received from Government for the year 1959-60 it is again found that they have not considered the request of the Corporation.

Income by way of Registration, etc., fees for the year 1959-60 was Rs. 14,393.14 inclusive of Miscellaneous receipts Rs. 2,059.52, and fines inflicted amounted to Rs. 1,75,110 as against the expenditure of Rs. 2,34,459.16 (exclusive of Provident Fund and leave contributions, supervision charges)

## PAYMENT OF WAGES ACT, 1936.

Out of 300 complaints received in the Department during the year under report, 209 disputes between employers and employees were settled amicably, while investigations in 12 cases were not possible for want of correct addresses of the establishments. 16 cases were, on investigation found to be falling beyond the purview of the Act.



It did not become necessary for the department to file any case before the Authority under the Payment of Wages Act during the year under report. In 2 cases from out of the complaints received, the complainants had themselves filed their cases in the court of the Authority under the Payment of Wages Act; while investigations in 54 cases revealed that the complaints were either fictitious or had no documentary or sufficient evidence to facilitate action. 7 complaints were pending disposal at the close of the year under report.

#### THEATRE TAX.

In pursuance of Sub-section 3 of Section 191E of the Bombay Municipal Corporation Act, the Bombay Municipal Corporation have by their Resolutions Nos. 1326 of 29-1-1959, 1351 of 29-1-1959, and 1368 of 29-1-1959, continued the levy of Theatre Tax in Greater Bombay, for the year 1959-60 (*i.e.*, from 1-4-1959 to 31-3-1960) at the rates shown in Appendix 'D' below:—

#### APPENDIX 'D'

Type of Entertainment	Rate of Tax.	Rate of Tax, if payment for a whole month is made within the first five days of the month.
1	2	3
1. Class I Cinema Theatre	... Rs. 10 per show	... Rs. 9.40 per show.
2. Class II Cinema Theatre	... Rs. 7 per show	... Rs. 6.60 per show.
3. Drama, Concert, Variety Entertainment or Tamasha.	Rs. 7 per show	... Rs. 6.60 per show.
4. Circus, Carnival or Fete	... Rs. 10 per day	... Rs. 9.40 per day.
5. Any other entertainment	... Rs. 7 per show or if there are no separate shows, Rs. 7 per day.	Rs. 6.60 per show or if there are no separate shows Rs. 6.60 per day.

There were in all 37 Class I and 21 Class II Cinema Theatres and taxes were generally received regularly. Theatre Tax was also recovered in respect of the various dramatic performances, dances, variety entertainments etc., held at various Halls, Theatres and other places in the city, wherever admission was on payment of charges.

Exemptions from payment of Theatre Tax were granted to such cinema shows, performances, etc., as were held in aid of bonafide charities or directed towards advancement of cultural or educational activities and exempted from payment of Entertainments Duty leviable under the Bombay Entertainments Duty Act, 1923, by the Commissioner of Police.

No complaints were received during the year under review. Three court cases filed against Shri F. J. Spencer and Smt. G. Castelino, were subsequently compromised on the advice of the Solicitor to Corporation under orders of the Municipal Commissioner.

During the year under review, one case was filed in the Presidency Magistrates' Court under the provisions of Section 471 of the Bombay Municipal Corporation Act for failure to submit the return in the prescribed 'A' form (as required under the provisions of Section 191H of the Bombay Municipal Corporation Act) and the prosecution is pending decision.

The total income derived by way of Theatre Tax during the year under report was Rs. 6,76,288.85 as against the expenditure *viz.* Rs. 17,786.76.

The total income of the Shops and Establishments department during the year under report was Rs. 6,90,681.99 comprising of (1) Registration etc., fees, Rs. 12,333.62, (2) Miscellaneous Receipts Rs. 2,059.52 and (3) Theatre Tax Rs. 6,76,288.85.

N. M. HAEEMS  
Chief Inspector,  
Shops and Establishments.

# MARKETS & SLAUGHTER HOUSES.

1. Dr. V. Periyar, G.B.V.C., was in charge of the department throughout the year under Report.

2. Every market throughout the City makes its own valuable contribution to the vital task of distributing food to the Citizens, Fresh wholesome food being the daily necessity, the markets play an important role in the civic life of the city in as much as they are called upon to handle enormous quantities of food for local consumption as well as for trade purposes elsewhere. Arthur Crawford Market is the most important market Since it is the heart of fruit, flower, fish and meat business of Bombay.

3. **Markets.**—There were in all 42 markets spread all over the city. Out of these 22 were the Municipal Markets including squatter area at Parel Village and the rest were owned by Private Individuals and Trust. All private Markets continued to be licensed by the Municipal Corporation. The amount realized by way of the licence fee from the owners of these private markets was Rs. 26,638 as against Rs. 41,058 during the previous years.

Since the question of fixation of licence fee was under consideration during the year the full recovery of licence fee could not be effected during the year hence the decrease in the income was seen.

4. There were 189 outside meat shops during the year for sale of mutton, beef and pork in the city and the licence fee recovered amounted to Rs. 13,943.

5. The total receipts during the year amounted to Rs. 43,20,036 against Rs. 40,25,534 during the previous year. The rise of Rs. 2,94,502 in the revenue was due to improved receipts from stallages, squatter fee, scale-shed fees and cold storage fees.

6. The work of collecting fees on parcels arriving at the scale-shed of Arthur Crawford Market continued to be done departmentally. The revenue derived from this source amounted to Rs. 4,92,452/- as against Rs. 4,42,963/- during the previous year.

7. **Fishing Season:**—The fishing season during the period under report was not so satisfactory. The total quantity of fish brought to the markets during the year was about 19,000 tons, as against 27,446 tons during the previous year.

8. **Refrigeration Facilities:** The cold storage plant at the Arthur Crawford Market, continued to meet the requirements of fish, fruits, meat and poultry trade. It is worked by the FREON 12 system with four Wasting-House condensing units and direct expansion coolers. The plant consists of 3 chambers, one for storing fish at 28° F, to 31° F one for Mutton at 33° F to 37° F and one for fruits, vegetables and eggs at 35° F to 40° F. OZONE generator for deodorising and destroying bacteria in chambers is also provided.

The approximate quantity of perishable goods deposited and amount realized by way of fees at the Cold Storage during the year under report were as under:

Comodity	Quantity deposited		Amount realized	
	1958-59	1959-60	1958-59	1959-60
	lbs.	lbs.	Rs.	Rs.
Fish	34,18,500	60,25,325	38,378	59,100
Mutton & Fish	6,50,000	11,55,000		
Fruits & Vegetables	18,00,250	29,50,950		
Eggs	9,80,600	15,25,100		
Milk & Milk Products	6,41,400	10,40,000		

The repairs to the plant were carried out during the year. The plant was therefore in Commission throughout the year. This helped to improve the income from Cold storage fees.

9. The stalls in the various Municipal Markets continued to be well occupied throughout the year. Some stalls in the Erskine Road and Chowpatty Markets remained vacant for want of demand on account of unfair competition from the outside squatters in the vicinity of these markets. Efforts to induce the squatters outside the markets to occupy the stalls in the markets were continued. Similarly some stalls in heads and Liver section at Erskine Road Market were lying vacant. Two rows consisting of about 26 vacant stalls in this section were converted in a fish platform which helped to relieve conjection in fish section. Appendix B shows the number of stalls occupied and vacant and the gross receipts and expenditure in respect of Municipal Markets and squatters' areas.

10. All the markets including those licensed were regularly supervised. Obstructions and encroachments as also nuisance caused on account of throwing refuse in the passages of the markets and indiscriminate spitting of pan juice etc. were dealt with. Stall holders were also convinced of the importance of sanitation and good habits.

11. **Food Inspection:** The Veterinary Officers and sanitary qualified Inspectors carried out the work of inspection of meat, fish fruits and vegetables etc. with a view to preventing the exposure of unwholesome food for human consumption. During the year, under report 7,33,164 lbs of unwholesome food in the aggregate were destroyed as against 5,16,320 lbs. in the previous year.

Special mention may also be made of the inspection carried out by the veterinary officers, of the liver and blood consignments imported by certain laboratories from various centres. The amount realized by way of import and inspection fee was Rs. 21,650/- during the year.

12. Surprise raids to detect the smuggling of animals, contraband meat and unauthorised slaughter were systematicall carried out by the staff specially appointed for this purpose. The station wagon was continued to be provided to carry out the above work more effectively. The total quantity of contraband meat

seized and destroyed was 1,02,330 lbs as against 2,33,485 lbs in the preceding year. In all 2,123 seizures were effected in different parts of the city and 622 prosecutions were instituted resulting in conviction of 555 persons and recovery of fine amounting to Rs. 8,704. The amount realized by selling seized animals and skins etc. was Rs. 1,124. Besides this Rs. 929/- were recovered by way of penalty for importing animals into the city without requisite permits.

### ADDITIONS AND IMPROVEMENTS

13. Following improvements were carried out at Municipal Markets during the year.

(a) Arthur Crawford Market :—

One semi permanent shed containing 18 beef stalls was constructed.

Repairs to the gallery of the market premises facing Carnac Road were carried out.

(b) Fort and Colaba Market :—

Water storage tanks were replaced by new ones.

Barricades were provided to the gates.

(c) Gold Mohur Castle Market :—

R. C. C. guard stones were provided to avoid the damage to the roof gutters from vehicles.

(d) Fergusson Road Market :

Open Channel drain and sky lights were provided.

(e) Garamkhada Market

Electric installation in this market was renewed.

### SLAUGHTER HOUSES

14. Two main Municipal Slaughter Houses viz., one at Bandra for slaughter of horned cattle, buffaloes, sheep and goats and the other at Arthur Road for slaughter of pigs were continued to be operated during the year. Beside there was one Jharka Slaughter House at Delisle Road owned privately but licensed by the Corporation, operated during the year as usual. The position of the Bandra Slaughter House is unique not only in the State of Bombay but also in the whole of India in as much as the output from this centre alone is probably unequalled anywhere in the country. The revenue derived from this source amounted to Rs. 13,40,600/-, as against Rs. 12,49,038/- during the previous year.

15. The main slaughter house at Bandra is old and out-dated. The question of shifting this slaughter house from its present site and to build up an upto-date, modern Slaughter House complete with cold storage installation, waste elimination plants, latest equipment and machinery for processing products etc., at Deonar is under active consideration. Administrative approval of the Corporation was sought for. The plans are being prepared and the work is likely to be taken in hand soon.

16. The number of animals brought to the fair ground at Bandra Slaughter House and the number of animals slaughtered as compared with those of the previous year were as under :—

Year	Animals brought to the fair ground			Animals slaughtered		
	Buffaloes	Horned Cattle	Sheep & Goats	Buffaloes	Horned Cattle	Sheep & Goats
1958-59 ...	5,904	62,220	16,81,442	5,836	61,336	11,96,367
1959-60 ...	5,878	65,816	17,84,758	5,843	65,437	12,38,042

The fair ground fees at the Bandra Slaughter Houses were continued to be collected departmentally.

17. The number of pigs and piglings brought to Arthur Road Slaughter House for slaughter during the year under report was 13,585, and 413 respectively out of which 13,508 and 413 were slaughtered as against 13,752 pigs and 401 piglings slaughtered in the previous year.

18. The principal causes of ante-mortem rejections were Emaciation, Exhaustion, Pregnancy, Sheep-pox, Foot-rot/Actinomycosis, diarrhoea and other diseases or infections rendering meat unfit for human consumption. In case of buffaloes and horned cattle, most of the rejections were due to animals being young and fit for breeding, milch or farm purposes.

19. The main causes of post-mortem condemnations were Cysticercus Bovis, Liver Fluke, Abscesses, Bruises, Emaciations, Sarcocysts, Hydatidcysts and other Parasitic nodular infections of liver and lungs. The causes for rejection of pigs were Tuberculosis, Pregnancy, Cysticercus-Celluloses, Rash, Bruises, Cysts and injuries.

20. Government veterinary staff was posted as usual in the Slaughter House Compound to inspect the horned cattle, as per the provisions of cattle preservation Act. Rigid inspection of slaughtered animals by the qualified Municipal Veterinary staff included ante and post mortem examination, grading and stamping of dressed carcasses and rejection and destruction of unwholesome meat.

21. The approximate weight of dressed carcass meat of buffaloes and cattle, was 7,057 tons, of sheep and goats 11,054 tons and that of pigs 304 tons. Most of this meat produced was for meeting the requirements of the city. The quantity of meat rejected and destroyed as unfit for human consumption was 27 tons, 20 tons and 6 tons of horned cattle, sheep and goats and pigs respectively which worked out to 0.38, 0.19 and 2 per cent respectively of the total meat.

Details regarding the number of animals and the fees realised etc. are shown in Appendix C.

## 22. Miscellaneous :—

The Superintendent of Markets continued to serve as a member of the Bombay State Fruit and Vegetable Market Committee and also on the Advisory Committee of the Indian Hides and Skins Improvement Society, Madras. He also worked on the board of directors of the Bombai Rajya Machhimar Sahakari Sanstha Ltd.

During the year under Report Dr. V. P. Periyar, Superintendent of Markets and Slaughter Houses, was co-opted as a member of the Meat and Meat Products Sectional Committee AFDC—18 of the Indian Standard Institution. Dr. Periyar attended in February last the second meeting of the said committee. Two sub-committees were constituted at the said meeting and he was elected as a member on both of these sub-committees.

Lectures and Demonstrations on Food Inspections, Meat Hygiene etc. were given to Medical and Veterinary Students of various colleges as also to the students preparing for Public Health Inspector's Examination.

The Trainees visiting from different parts of the state were taken round the markets and the working of different Markets, Cold storage, and the different merchandising practices in respect of fish fruits, vegetable poultry and livestock commodities were explained to them.

V. PERIYAR,

*Superintendent of Markets and Slaughter Houses.*

## APPENDIX "A".

Statement showing the receipts under different items during the year 1959-60 and of the previous year:—

Serial No.	Particulars,	1959-60	1958-59
		Rs.	Rs.
1	Stallage charges	13,00,523	11,95,132
2	Squatters fees	8,89,591	8,81,178
3	Fair fees	3,98,970	3,84,204
4	Slaughtier and removal fees collected at the Bandra Slaughter House, Delisle Road Sheep Market and Pig Slaughter House	8,86,790	7,85,750
5	Licence fee from stalls and shops in the Municipal Markets	8,172	8,259
6	Licence fees for doing different types of business at the Bandra Slaughter Houses	18,278	17,801
7	Licence fees from Private Markets owners	26,638	41,058
8	Licence fee from Firms dealing in foreign fish and imported meat, ham, bacon and sausages etc.	3,838	5,533
9	Licence fee for outside meat shops	13,943	14,037
10	Licence fees from Butchers in Private Markets	3,937	4,296
11	Licence fees from Kamatries, slaughterers etc., in Arihur Road Slaughter House, Jhatka Slaughter House	1,385	1,390
12	Licence fees from brokers in different Municipal Markets	57,168	53,506
13	Scale fees at A. C. Market	4,92,452	4,42,963
14	Sale of the Right of Blood at the Bandra Slaughter House	21,701	21,701
15	Sale of the right of removing bone pieces at Bandra Slaughter Houses	350	350
16	Nokarnama fees	1,274	1,724
17	Cold storage fees	59,064	38,378
18	Ground rent	33,249	26,204
19	Chawl Rent	12,193	13,028
20	Miscellaneous Receipts	89,979	89,042
		43,19,495	40,25,534

V. PERIYAN,  
Superintendent of Markets and Slaughter Houses,

## APPENDIX "B"

Statement showing the number of stalls occupied and vacant and the Gross Receipts and expenditure etc., in respect of Municipal Markets and Squatters' Areas:—

Name of Market.	Total No. of stalls.		Average No. of vacant stalls per quarter.		Stallage charges for 1959-60.	Sq. fee licence fee & c. 1959-60	Total Gross Receipts 1959-60	Total expenditure 1959-60	Net Receipts 1959-60	Net Receipts 1958-59.	Increase or decrease in the net receipts over the previous year.	Total cost of markets upto 31-3-60.	Per-centage of net receipts on the cost.
	1959-60	1958-59	1959-60	1958-59									
Colaba	45	45	...	...	15,093	12,579	27,672	14,161	13,511	10,835	+2,676	97,556	13.8
Fort	170	170	12	13	52,475	15,488	67,963	27,809	40,154	40,260	-106	4,30,880	9.2
Arthur Crawford.	1018	1,018	5	8	6,23,940	7,37,767	13,61,707	3,53,703	10,08,004	9,81,819	+26,185	24,22,789	41.6
Pork (Dhobi-Talao).	3	3	...	...	5,430	6	5,436	3,857	1,579	1,301	+278	20,888	8.5
Bhuleshwar	201	201	19	17	50,201	587	50,788	20,700	30,088	34,580	-4,492	29,427	102.2
Masjid Bunder	4	4	...	...	435	10,107	10,542	9,996	546	1,913	-1,367	17,346	3.1
Ersikine Road	815	815	16	64	2,36,647	35,525	2,72,172	1,31,029	1,41,143	1,74,218	-33,075	59,7612	23.6
Peddar (Mazgaon)	24	24	...	...	8,949	25,738	34,687	18,857	15,830	13,455	+2,375	57,863	27.3
Chowpatty	69	69	19	20	6,677	7,894	14,571	13,240	1,331	2,186	-855	4,67,280	0.2
Fergusson Road...	24	24	7	6	8,855	27,283	36,138	20,567	15,571	16,780	-1,209	25,473	61.1
Kamathipura	84	84	5	5	21,188	9,644	30,832	18,314	12,518	10,655	+1,863	55,498	20.7
Delisle Rd. Sheep.	48	48	...	...	22,340	28,270	50,610	16,194	34,416	42,464	-8,048	25,000	137.6
New Worli	43	43	3	3	19,633	21,397	41,030	16,816	24,214	26,593	-2,379	1,79,947	13.4
Prabhadevi	9	9	...	...	2,990	21,516	24,506	17,327	7,179	6,383	+796	23,819	30.1
Elphinstone Road.	39	39	...	...	17,527	52,077	69,604	25,839	43,765	42,534	+1,231	31,843	137.4
Dadar	10	10	...	...	4,460	1,55,094	1,59,554	85,379	74,175	95,061	-20,886	1,51,676	49.5
Gopi Tank	11	11	...	...	11,749	53,233	64,962	18,778	46,184	43,686	+2,498	64,790	71.2
Dongri Municipal.	136	136	...	1	63,977	15,754	79,731	31,229	48,502	55,193	-6,691	...	...
Gold Mohur Castle.	385	385	...	...	1,27,957	2,18,308	3,46,265	1,26,769	21,94,016	2,10,951	+8,545	5,16,603	42.1
Plantain Market at Byculla.	...	...	...	...	...	64,486	64,486	16,637	47,849	51,785	-3,936	...	...
Garamkhada	...	...	...	...	...	47,533	47,533	22,661	24,872	24,134	+738	...	..
<i>Squatter Area —</i>													
Parel Village	...	...	...	...	...	2,563	2,563	1,752	811	702	+109	...	...
Total	3,138	3,138	86	137	13,00,523	15,62,829	28,63,352	10,11,614	18,51,738	18,87,488	+47,294 -83,044	52,16,490	...

V. PERIYAN  
Superintendent of Markets  
and Slaughter Houses.

APPENDIX "C"

Statement showing the number of animals slaughtered or removed for private slaughter and the amount of slaughter and removal fees, etc., levied thereon during the year 1959-60.

Description of animals.	April 1959.	May 1959.	June 1959.	July 1959.	August 1959.	September 1959.	October 1959.	November 1959.	December 1959.	January 1960.	February 1960.	March 1960.	Total No. of animals.	Total amount of slaughter fees, etc.
														Rs. nP.
Buffaloes ... ..	467	504	482	490	500	487	488	478	487	509	461	490	5,643	87,645.00
Bullocks (Bombay) ... ..	4,777	4,882	4,694	4,224	4,605	4,640	5,306	5,256	5,770	5,202	4,220	4,217	57,793	85,131.00
Bullocks (Bandra) ... ..	577	701	577	554	591	633	708	683	684	740	648	548	7,644	7,509.00
Sheep and goats for Bombay ... ..	95,193	98,704	96,650	1,03,023	96,530	87,938	94,852	87,558	1,01,499	1,00,311	97,931	1,01,713	11,61,902	2,94,015.75
Do. Bandra ... ..	6,029	6,568	6,490	6,955	6,981	6,320	6,081	5,612	6,924	6,183	5,834	6,163	76,140	14,378.44
Pigs imported at Arthur Road Slaughter House ... ..	862	924	963	1,250	1,095	1,091	1,242	1,219	1,836	1,147	1,077	879	13,585	16,981.25
Piglings Do. do. ... ..	29	33	21	31	28	34	51	29	66	22	25	44	413	428.00
Slaughtered piglings imported for private consumption in Bombay ... ..	27	4	...	...	2	...	4	3	12	1	4	3	60	60.00
Pigs slaughtered at Arthur Road Slaughter House ... ..	858	893	987	1,132	1,174	1,134	1,173	1,115	1,871	1,188	1,084	899	13,508	16,615.00
Piglings Do. do. ... ..	29	33	21	31	28	34	51	29	66	22	25	44	413	171.20
Live horned cattle removed to Bombay ... ..	...	...	...	...	...	...	...	...	...	...	...	...	...	...
Live horned cattle removed to Bandra ... ..	...	...	...	...	...	...	...	...	...	...	...	...	...	...
Live Stock cattle removed for shipping ... ..	...	...	...	...	...	...	11	...	...	...	...	...	11	11.55
Live sheep and goats removed to Bombay ... ..	13,578	24,011	26,701	22,235	20,046	20,237	25,642	19,517	25,255	22,911	21,975	24,244	2,67,352	2,85,687.35
Do. do. Free ... ..	...	...	...	...	...	...	3	15	...	...	...	...	18	...
Do. do. Bandra ... ..	9,640	4,233	4,219	3,900	2,915	3,812	3,662	3,684	7,247	8,819	10,063	7,793	69,987	29,638.40
Do. do. for shipping ... ..	2	...	4	...	...	...	...	...	...	...	...	...	6	2.40
Live sheep and goats for private slaughter in Bombay ... ..	7	3	48	13	6	5	12	5	12	3	6	6	126	133.35
Live sheep and goats removed by DeLisle Road Sheep Market Fadkarees ... ..	3,605	3,604	6,028	5,281	2,571	4,512	5,253	3,556	4,319	4,402	3,739	5,334	52,204	56,681.10
Live sheep and goats slaughtered in the chamber of DeLisle Road Sheep Market ... ..	871	1,023	1,011	1,513	633	794	1,051	1,444	1,064	1,582	1,266	1,534	13,786	3,472.00
<b>Total ...</b>	<b>1,36,551</b>	<b>1,46,120</b>	<b>1,48,896</b>	<b>1,50,632</b>	<b>1,37,705</b>	<b>1,31,671</b>	<b>1,45,590</b>	<b>1,30,203</b>	<b>1,57,112</b>	<b>1,54,042</b>	<b>1,48,358</b>	<b>1,53,911</b>	<b>17,40,791</b>	<b>8,98,560.79</b>

V. PERIYAN,  
Superintendent of Markets & Slaughter Houses.

## Municipal Printing Press.

Shri S. G. Tolat, B.A. (Hons.), in charge of the Press had proceeded on leave for 4 months prior to retirement from 3rd April 1959 and Shri S. V. Apte was appointed as acting Manager from 3rd April 1959 who was in charge of the Press during the year under report.

Bleached and Unbleached Paper weighing 248½ tons was purchased during the year under report.

The printing work of the various Departments of the Corporation including those of Greater Bombay has considerably increased during the year. Over and above, their Budget Estimates, Establishment Schedules, Municipal Chief Auditor's Administration Report and Canteen Coupon Books, were also executed for the B. E. S. & T. Undertaking at a total cost of Rs. 57,253.96.

The statement of jobs carried out and the pages printed for the Corporation and its various Committees as well as for the B.E.S. & T. Undertaking during the year under report as compared with those in the previous year is given below :—

Description.	1958-59		1959-60.	
	Jobs.	Pages.	Jobs.	Pages.
Departmental Printing	6,460	...	8,629	...
Departmental Stationery	1,547	...	1,576	...
Private Parties Printing	61	...	49	...
B. E. S. & T. Printing	21	...	18	...
Corporation and its Committees	...	32,529	...	37,699
Corporation Record	...	8,707	...	18,003
B. E. S. & T. Committee	...	1,600	...	2,106
Total	8,089	42,836	10,272	57,808

"The Bombay Civic Journal", the accredited organ of the Bombay Municipal Corporation, continued to be printed at the Press upto September 1959 issue and from October 1959 onwards the same is being printed by the outside agency.

The statement showing the quantity of paper consumed during the year under report as compared with that of the previous two years is given below:—

Description of Paper.	1957-58.		1958-59.		1959-60.	
	Rate per lb.	Quantity consumed in tons.	Rate per lb.	Quantity consumed in tons.	Rate per lb.	Quantity consumed in tons.
	Rs. nP.		Rs. nP.		Rs. nP.	
White	0.83	131	1.06	130½	1.16	169
Badami	0.64	4½	0.64	4	0.73	26½
Other Kinds	1.12	90¾	1.15	77¾	1.38	61¾
		226½		209		257½

Profit and Loss Account and Pro-forma Balance Sheet as on 31st March 1960 are appended hereto. The transactions for the year closed with a surplus of Rs. 6,927 on a total turnover of Rs. 13,86,440 as against the surplus of Rs. 7,468 on a total turnover of Rs. 11,95,016 for the previous year.

The work of implementing the recommendations of Messrs. Ibcn Ltd., on the reorganisation of the Press continued departmentally.

The Labour Staff on 29th February 1960 consisted of 267 workers as against 228 workers on 28th February 1959.

S. V. APTE,  
Manager, Municipal Press.



**MUNICIPAL PRINTING PRESS**  
Profit and Loss Account as at 31st March 1960.

EXPENDITURE			INCOME			
Dr.	Rs. nP.	Rs. nP.	Rs. nP.	Cr.	Rs. nP.	Rs. nP.
<b>Materials—</b>						
Paper, etc, stock at the beginning ...	2,20,116.29					
Do. Add Purchases ...	5,76,863.03					
Do. outstanding Liabilities ...	40,891.00			Amounts charged to Departments ...	13,25,655.61	
Balance in Reserve Bank of India ...	7,455.19					
	8,45,325.56					
Do. Deduct stock at the end ...	2,18,433.12	6,26,892.44				
Ink stock at the beginning ...	319.23					
Do. Add Purchases ...	1,185.03			Amounts recovered from Private Parties ...	60,828.49	
	1,504.26				13,86,484.10	
Do. Deduct stock at the end ...	433.07	1,071.19		Deduct Work in Progress at the beginning of the year ...	1,79,978.03	
Binding Materials stock at the beginning ...	20,116.85				12,06,556.07	
Do. Add Purchases ...	68,499.51			Add work in Progress at the end of the year ...	2,93,104.66	14,99,660.
	88,616.36					
Do. Deduct stock at the end ...	13,331.30	75,285.06		Revenue Miscellaneous ...		3,461.
Monn Metal stock at the beginning ...	1,90,844.07					
Do. Add Purchases ...	15,496.74			Deposit with the Reserve Bank of India ...		7,455.
	1,96,340.81					
Do. Deduct stock at the end ...	1,86,523.77	9,817.04				
Lino Metal stock at the beginning ...	75,873.95					
Do. Add Purchases ...	13,617.19					
	89,491.14					
Do. Deduct stock at the end ...	85,016.58	4,474.56				
Materials Non-consumable and Books and Dead Stock Balance as per last year ...	12,130.92					
Do. Add Purchases ...	1,079.20					
	13,210.12					
Do. Deduct stock at the end ...	10,708.34	2,501.78	7,20,042.07			
Out-work ...		41,485.50				
Do. outstanding liabilities ...		7,612.00	49,097.50			
Wages ...		3,86,631.75				
Do. outstanding liabilities ...		33,720.00	4,20,351.75			
Departmental Expenses—						
Rent ...	4,164.10					
Repairs and Maintenance—						
(a) Building ...	47.86					
(b) Machinery ...	8,947.40					
Do. outstanding liabilities ...	2,524.00					
Lighting ...	3,245.36					
Do. outstanding liabilities ...	1,336.00					
Gas Charges ...	931.72					
Electric Charges ...	4,084.01					
Do. outstanding liabilities ...	1,371.00					
Debt Charges ...	69,032.81					
Depreciation ...	107.21	95,791.47				
General Expenses—						
Staff Salaries ...	98,888.08					
Do. outstanding liabilities ...	8,200.00					
Provident Fund Pension, etc., ...	32,915.65					
Contingencies (Miscellaneous) ...	7,571.45					
Telephone Charges ...	1,159.20					
Printing ...	1,914.05					
Do. outstanding liabilities ...	3,182.00					
Stationery ...	1,005.25					
Do. outstanding liabilities ...	150.00					
Maintenance of Delivery Van ...	2,497.61					
Do. outstanding liabilities ...	704.00					
Advertisement ...	380.00					
Private Works ...	59,800.38	2,18,367.67	3,14,159.14			
Net Surplus ...			15,03,650.46			
			6,927.34			
			15,10,577.80			15,10,577.80

**S. V. APTE,**  
Manager, Municipal Press

## MUNICIPAL PRINTING PRESS

Balance Sheet as at 31st March 1960

LIABILITIES			ASSETS					
	Rs.	nP.		Rs.	nP.	Rs.	nP.	
<b>CAPITAL—</b>			(1) Plant and Machinery purchased out of Surplus Cash Balance ...			5,544	00	
(1) Advances from the Surplus Cash Balance ...	5,544	00	(2) Plant & Machinery purchased out of Net Premia Fund ...			1,68,221	12	
(2) Advances from Net Premia Fund ...	1,68,221	12	(3) —Do.— ...			49,201	19	
(3) —Do.— ...	49,201	19	(4) —Do.— ...			22,745	31	
(4) —Do.— ...	22,745	31	(5) Plant and Machinery purchased out of Special Funds ...			1,63,184	97	
(5) Advances from Special Funds ...	1,63,184	97	(6) —Do.— ...			7,134	37	
(6) —Do.— ...	7,134	37	(7 & 8) Plant and Machinery purchased out of I.—General Supervision, Collection of Revenue, Item No. 7, Conversion of Crusher Godown at Carnac Bridge ...			1,55,903	66	
(7) Advances from Capital Works—Loan Funds, I.—General Supervision, Collection of Revenue, Item No. 7, Conversion of Crusher Godown at Carnac Bridge ...	5,06,193	65	Do. Books and Dead Stock ...			11,640	38	
(8) —Do.— ...	1,09,122	24	Do. cost of Crusher Building ...			4,47,771	85	
(9) Advances from Plant & Machinery Depreciation Fund ...	2,250	00	(9) Plant and Machinery Purchased out of P. & M. Depreciation Fund ...			2,250	00	
	10,33,596	85				10,33,596	85	
Less—Amount Repaid ...	3,05,899	66	Less—Depreciation upto 31-3-1960 ...			3,05,899	66	
		7,27,697	19	Work in Progress ...		2,93,104	66	
				Stock of Paper, etc., ...		2,32,197	49	
				Mono Metal—Balance as per last year ...	1,80,844	07		
				Do. Additions during the year ...	15,496	74		
					1,96,340	81		
				Less—Written off ...	9,817	04	1,86,523	77
				Line Metal—Balance as per last year ...	75,873	95		
				Do. Additions during the year ...	13,617	19		
					89,491	14		
				Less—Written off ...	4,474	56	85,016	58
				Material Non-Consumable—Balance as per last year ...	4,995	80		
				Do. Additions during the year ...				
					4,995	80		
				Less—Written off ...	1,016	64	3,979	16
				Books and Dead Stock—Balance as per last year ...	7,135	12		
				Do. Additions during the year ...	1,127	38		
					8,262	50		
				Less—Written off ...	1,533	32	6,729	18
				Deposits with Reserve Bank of India ...			7,455	19
Outstanding Advances as on 31-3-1960 ...		19,53,496	32	Bills due from Departments ...	10,83,371	41		
				Do. from Private Parties ...	55,118	88	11,38,490	29
							19,53,496	32
		26,81,193	51				26,81,193	51

S. V. APTE,

Manager, Municipal Press.

# K. E. M. Hospital & Seth G. S. Medical College.

## Dean.

Dr. S. V. Joglekar, M.S., F.C.P.S., was in charge of the Hospital and College as Dean throughout the year.

## Assistant Dean.

Dr. V. V. Jadhav, M.B., B.S., held the post of Assistant Dean till 13-2-1960 except during the period of his leave from 18-1-1960 to 13-2-1960 prior to retirement.

Dr. R. B. Redkar, B.Sc., M.B., B.S., D.A., was appointed as Ag. Assistant Dean during the leave period of Dr. V. V. Jadhav from 18-1-1960 to 13-2-1960 and was continued from 14-2-1960.

## Professorial Staff.

(1) Dr. R. G. Chitre, M.Sc., Ph.D., F.R.I.C., Asstt. Professor of Biochemistry was promoted as Ag. Professor of Biochemistry and Nutrition from 8-10-1959.

(2) Dr. D. N. Pai, M.B., B.S., M.P.H., was promoted as Assistant Professor of Preventive and Social Medicine from 5-8-1959.

(3) Dr. S. M. Bhatnagar, M.B., B.S., M.Sc. (Med.), was promoted as Ag. Asstt. Professor of Anatomy from 30-9-1959.

(4) Dr. J. S. Kalgutkar, M.B., B.S., M.Sc. (Med.), was promoted as Ag. Asstt. Professor of Anatomy from 17-3-1960.

## G. S. Medical College.

### Study Tour.

Dr. K. D. Desai, M.B., B.S., M.Sc. (Med.) Professor of Anatomy is on study leave abroad for one year from 30-9-1959, for further study in Anatomy under Rockefeller Foundation Fellowship in U.S.A. Colorado.

Dr. U. K. Sheth, B.Sc., M.D., F.C.P.S., Professor of Pharmacology, is on study leave on half pay for twelve months from 20-6-1959 for further studies in Pharmacology at the University of Utah and other centres in U.S.A.

Dr. D. J. Mehta, M.D., Asstt. Professor of Pharmacology, proceeded on study leave abroad for 12 months from 22-3-1960.

Dr. I. L. N. Loped, B.D.S., who had proceeded to Australia on 16-5-1959 for specialisation in Dentistry continued to be on leave.

Dr. S. D. Deodhar, M.S., was on study tour abroad from 22-2-1959 to 9-2-1960.

Dr. S. C. Desai, M.D., D.V.D., was on study leave from 30-9-1959 to 2-2-1960. He visited various important medical institutions in America during his study tour.

Dr. S. L. Balse, M.D., M.R.C.P., is on study leave abroad from 7-8-1959.

Dr. G. D. Adhia, F.R.C.S. (Eng.), was in receipt of a Silver Medal in Medical Section (Colour slides) in the Third All India Salon of Medical Photography, organised by the 36th All India Medical Conference held at Indore in December 1959.

## Educational Programme.

87 students were admitted during the year under report, including 2 of the students nominated by the Government of India in the two reserved seats and 2 from scheduled castes.

## Research Activities

A number of research projects were undertaken at the Hospital and College under the auspices of the Indian Council of Medical Research Council of Scientific and Industrial Research the K. E. M. Hospital and G. S. Medical College Research Society and through the help of some pharmaceutical firms like Unichem-Laboratories, Ciba Pharma Ltd.

## Library.

During the year, 196 books were added to the Library as against 375 books during the previous year. Out of these, 48 were presented to this library. Our grateful thanks are due to the donors.

The number of books and periodicals issued for reading on the premises of the Library to undergraduate and postgraduate students and teachers was 38,217. 1664 books and 1631 periodicals were issued on loan outside the Library to our Honorary and Professorial staff, Medical Officers, of the K. E. M. Hospital of the Seth G. S. Medical College and to the libraries of Haffkine Institute, Tata Memorial Hospital, Indian Cancer Research Centre, the College of Physicians and Surgeons of Bombay, Topiwala National Medical College and the Municipal General Hospital, Sion.

159 Periodicals were borrowed on inter-library loan from the various medical and research institutions in the neighbourhood and the Bombay University Library to meet the needs of our readers.

As in the past, reference material was supplied by this library throughout the year to the Micro-film Service Unit at the Tata Memorial Hospital for providing Micro-films and Photostat copies required by institutions throughout India.

#### Museum.

50 Wet and dry specimens were replaced in the Anatomy Museum during the year. The total number of wet and dry specimens in the Anatomy and comparative Anatomy sections stood at 2000. In the Pathology Museum 33 new specimens were mounted and 233 old specimens were remounted during the year. The total number of specimen in the Pathology Museum was over 2,000. In the Artist's section 2194 graphs, photographs, photo-micrographs, etc., were prepared during the year.

#### Hostels.

The number of students residing in the Male Students Hostel was 147 and that in the Lady students' Hostel was 42. Both the hostels were fully occupied and a number of applications for rooms had to be turned down for want of vacancies. In order to meet the increasing demands of the undergraduates and also to accommodate interneers, research workers and post-graduates, a new hostel has been acquired at Naigaum, where 84 students were accommodated. The need is still felt for accommodation for postgraduates, interneers, research workers and students of Physiotherapy and Occupational Therapy Schools.

#### Gymkhana.

The College had numerous successes in the field of sports and Cultural activities during the year. The Annual Athletic Sports were held in February 1960 at our Stadium. Shri A. F. S. Talyarkhan was the chief guest and the tunction proved a great success.

In the dramatic field the College awarded many prizes and trophies at Intercollegiate dramatic competitions. Miss Vijaya Joshi received the prize for best acting in Marathi Drama, P. S. Prabhu for best acting in Konkani Drama and some of the other artists also received prizes and certificates, of merits. For the 1st time this year dramas in Hindi, Gujratai, Kanada, Konkani and Marathi were staged.

A handsome amount was collected by staging a public Sitar recital programme by Shri Abdul Halim Jafar Khan in aid of the Poor Boys' Fund.

In the Bombay State Intermedical Tournaments, the College won Championship in Cricket, Foot ball and Tennis Tournaments. The College stood third in Intermedical Athletics. Smt. Lila Bhide was runner up for ladies championship in Intermedical Athletics. Shri J. S. Nandi stood 2nd in Bombay State Intermedical Elocution competition.

Mr. M. B. Salvi was the champion in high jump event while Mr. B. V. Khare shared the chest championship. We claimed the Runners up trophy in the Intermedical Badminton Tournament, Mr. R. D. Bapat being runner up in Men's singles.

Mr. M. B. Salvi represented University Foot Ball team at the Inter University Tournament.

The R. R. D. D. Section arranged successfully symposium on alcoholism on which occasion many eminent medical persons took part.

The cricket department was very efficiently managed by Mr. M. B. Randive, Mr. R. R. Amin and Mr. M. S. Joshi.

The Annual Intermedical Ball which was held this year under the Joint Hon. Secretary-ship of Mr. E.P. D'Souza, proved a great success.

The Rotary Club Prize for the best student of the year was awarded to Mr. Bomi Irani.

Our College day was held in December 1959, which proved a great success. The credit for the efficient management goes to Mr. M. S. Sheth, Hon. Social Secretary.

#### General.

Professor G. D. Parikh, Rector, University of Bombay, delivered the inaugural address to the students of these institutions on Wednesday the 24th June 1959 in the Main Lecture Theatre.

Dr. V. R. Khanolkar, B.S., M.D. (Lond.) who was connected with these institutions as Prof. of Pathology & Bacteriology and Ag. Dean for some time, was felicitated on the occasion of his appointment to the coveted post of Vice Chancellor of the University of Bombay.

The following eminent medical personnel visited these institutions during the year under report.

- (1) Professor Kuntscher, Celebrated Orthopaedic Surgeon from Hamburg.
- (2) A Delegation of Surgeons from Mexico headed by the Professor Manzanilla.
- (3) Professor Iselin, of the Academic de Chirurgie de France.
- (4) Dr. Edward Muir, Secretary of the Royal College of Surgeons of England.
- (5) Dr. Michael DeBakey from Houston, Texas, U.S.A.
- (6) Professor Y. G. Uglov from Leningrad U.S.S.R.
- (7) Dr. Carle E. Taylor, M.D., Associate Professor and Director of the Programme for teaching in Preventive and Social Medicine, Harvard University, Boston, U.S.A.
- (8) Dr. Ed. Holmes, M.D., Visiting Professor, A.I.I.M.S., Delhi.

### Publications.

Subjects of articles published by the members of the Honorary Professorial and other staff during the year are shown in Appendix 34 (printed in departmental copies).

### New Departments.

The Research Laboratories of the Department of Medicine have been equipped with the grant of the gift appropriation of the Rockefeller Foundation and additional equipment as a part of the gift appropriation is expected to arrive shortly.

The following new departmental laboratories which are attached to Surgery Department have started functioning in full swing

- (1) Surgical Pathology Laboratory.
- (2) Radio Isotope Laboratory.
- (3) Fluid Balance and Flame Photometry Laboratory.
- (4) Cardiovascular Laboratory.
- (5) Heart-Lung Laboratory.
- (6) Animal Experimental Laboratory.

The animal experimental laboratory has been functioning almost every day and dog experiments are being continued.

The Flame Photometry and the Biochemistry Laboratory have been recently set up and a beginning has been made for the clinical use of these two laboratories.

The angiocardiology machine which is capable of taking eight films per second has been installed and is being operationally stabilised.

The Radiology Department as well as the Operation Theatre will be occupied and in working order in a short time.

Many special techniques in open cardiac surgery both under hypothermia and heart lung machine using perfusion techniques as well as elective cardiac arrest, have been performed.

A separate department of Biochemistry and Nutrition in this college has been started from May 1959. The Department was created in view of the fact that the subject of Biochemistry has attained a great importance in the field of medical education and research. This department is expected to work in close collaboration with the existing departments of basic medical sciences and the clinical departments of the Hospital. The collaboration will be in the fields of both education and research.

The department of Preventive and Social Medicine which was started in November 1957, continued to make steady progress, under the able guidance of Dr. D. N. Pai, M.B., B.S., M.P.H., Assistant Professor of Preventive and Social Medicine, the department has undertaken the additional responsibilities of training of interns as a regular feature. This consists of field visits, family examination, seminars in which the internees, social workers and the staff members participate, wherein attempts are made to inculcate concepts of Comprehensive Medical Care with a measurable degree of success.

### K.E.M. Hospital.

#### New Constructions, Expansion and Extensions.

##### Works Completed.

1. Construction of an additional floor over the Nurses Home.
2. Extension of and an additional floor over the Mental Ward.
2. Construction of an additional floor over the R.M.O.'s quarters at the Convalescent Home.

##### Works in Progress.

1. Construction of an additional floor over the Administration Block for Orthopaedic operation theatre.

##### Opening of New Wads.

During the year under report Obstetric ward with 38 beds was opened in the month of February 1959:

##### (a) Outdoor Special Departments and their Working.

The attached appendices and tables show the attendance of patients and the volume of work in various outdoor departments. Besides the usual departments we started the following new activities viz:—

1. Diabetic Clinic.
2. Dispensary service functioning between 3 P.M. to 9 P.M.

##### (b) Accommodation of Patients in Wards in the K.E.M. Hospital and their Particulars.

Due to the extension of Gynaec. Ward, construction of a Female surgical ward, mental ward and Obstetric ward there was a net addition of about 175 beds to the hospital during the current year. Owing, however, to the non-availability of qualified nursing staff all beds could not be opened for admission. At the end of the year, under report only 668 beds were in use including 38 in obstetric ward. In spite of the addition of beds there was constant over crowding in all the wards, which was particularly marked in Childrens ward, Orthopaedic ward and Medical female ward.

The daily average number of inpatients in the wards during the year 1959-60 was 878 as against 796 during 1958-59.

The revised distribution of beds according to sex and departments is shown in Appendix No. I. As usual, demand on the hospital beds was quite heavy. Even after imposing restrictions on admissions overcrowding in the wards continued. The total number of patients admitted during the year 1959 was 31,052 as against 29,599 in the year 1958. The attendance of patients in various departments is shown in the appendices No. 9-10- attached to this report.

#### Highest Attendance on a Single Day.

The highest number of out-patients' attendance on a single day during the year 1959 was 3,930. The highest number of new cases attending the outdoor departments on a single day was 988 while the highest number of old cases attending on a single day was 2955. The highest number of casualty cases brought to the hospital Casualty department on a single day was 245 and the night numbers of patients admitted on a single day was 127.

#### Result of Treatment of the Indoor Patients.

Out of the total number of 31,918 in patients including 866 balance brought over from previous year 8439 were discharged as cured, 12,387 were relieved, 7782 left the hospital either against medical advice or were otherwise discharged and 2,511 died (excluding 63 still born). At the end of the year, 799 patients were in the hospital under treatment.

#### Death Classified.

Out of 2,511 deaths, 548 died within 24 hours of admission, 858 after 24 hours but within three days of admission and the rest after three days of their admission.

#### Medico Social Service Department.

The Medico Social Service Department was able to render intensive service with seven social workers. They worked in the departments of Medicine, Surgery, Paediatric, Gynaecology, Obstetric, Psychiatric, Preventive and Social Medicine.

The social workers dealt with the numerous and complex social problems of the patients which hindered the progress and completion of treatment and also helped the poor and suffering patients.

The social workers also participated in the teaching programme of the paramedical departments of the hospital and with the various schools of social work. Students specialising in Medical and Psychiatric social work from different institutes were given instructions for practical training by social workers.

The number of cases to whom the required help was rendered, was 3019 as under:—

Medical Cases	...	1216
Surgical Cases	...	771
Psychiatric Cases	...	1032

This included rehabilitation medical and, social history reference to other agencies and follow up.

#### The Physiotherapy Centre and School.

This School is supported by the Central and State Governments, Bombay Municipal Corporation. It serves as a National Training Centre in Physiotherapy.

*School.*—Fifteen students passed Diploma Examination bringing the total number of qualified physiotherapist from the school to 56. 29 students were under training (2 nominated by Government of Bombay and 1 by Kerala Government) One Burmese student one from British East Africa of Indian Origin and one from Israel were also admitted to the school during the year.

Five postgraduates were registered to work in various specialised units of the hospital.

#### Occupational Therapy Centre and School.

The Occupational Therapy Training School and Centre continued to work satisfactorily. The total number of patients on the register during the year was 2551. The number of treatments given was 26334 in 1959 as against 21,257.

*Centre.*—Table showing number of patients and treatments given is at appendix. The main achievement of the year is the working of a small printing press. The main purpose of this press is treatment to patients of various disabilities, pre-vocational training and eventually to print small forms of the hospital and help the deserving patients. Several patients and students are able to work on this press now.

48 pairs of crutches and 14 splints were supplied to the patients of the hospital. Besides these splints the department also supplied several small plastic facial splints to the patients suffering from facial palsy. Paper and cardboard collars were also supplied to the patients.

*School.*—6 out of 10 candidates of the 9th batch and 8 casual students were successful in final examinations and were awarded diplomas by Shri T. M. Advani, Ex-Vice Chancellor of the University of Bombay.

15 new students were admitted in July 1959 for the course. Of these 2 students come under Colombo plan—one from Indonesia and the other from Federation of Malaya. From the year under report candidates possessing Inter Science 'B' group qualifications were admitted. Students were sent for their clinical training to important hospitals with well managed occupational therapy Centre.

### Nursing Staff.

During the year 46 nurses were sent up for Junior Examination and 47 for Senior examination, out of which 35 and 39 nurses passed the respective examinations held by the Bombay Nursing Council. The total number of nursing staff was 297 inclusive of the supervisory staff. The annual conference of T.N.A.I. during the year under report was held in Bombay and a majority of the nursing staff of the hospital got an opportunity to attend the same.

The arrangement of sending three nurses to the Arthur Road hospital for training in Infectious Diseases was continued during the year.

The cost of the nursing establishment during the year worked out to Rs. 194.72 per nurse per mensem as against Rs. 177.76 in the previous year.

### Nurses Welfare Fund.

The Fund is built out of subscriptions from Nurses and from donations received from grateful patients and from net proceeds of functions organised by the Nurses themselves. It is managed by a committee of which the Dean is an *Ex-officio* president. The Corpus of the fund amounting to about 26,000 rupees is held in Government and Municipal securities which are deposited with Central Bank of India Ltd., for safe custody. The interest on securities is utilised in providing amenities to the nurses such as recreation, in the form of news papers, magazine and for occasional picnics and also for giving loans to the Nurses in their difficulty. The actual income under various heads during the year was Rs. 2,081.90 nP. while the expenditure for the same period was Rs. 2,329.10 nP.

### Prophylactic Immunization Centre.

This centre continued to work on all days of the year from 2-30 P.M. to 5-30 P.M. on week days and from 9 A.M. to 11 A.M. on Sundays, so that antirabic treatment was given without a break.

The attendance at the Centre increased noticeably. The total number treated during the year 1959 was 83,393 as compared to 25,689 in the year 1958. This is due to the abolition of anti-rabic centre at the Haffkine Institute.

Immunization against typhoid, cholera, plague, diphtheria and small pox was also done at the Centre.

### Leprosy Clinic.

This clinic is conducted by the Greater Bombay Leprosy Control Scheme. 1428 Leprosy patients were treated during the year 1959 as against 419 patients during 1958. The patients were treated with D. D. Tablets. If there was reactionary effect of anaemia the treatment was suspended and patient was given intravenous injection of calcium gluconate 10/10 cc. every alternate day or glucose 25 cc. of 25 per cent. solution or methylene blue. The patients with non-infectious leprosy were only treated in this hospital.

### Neuro Surgical Department.

Dr. H. M. Dastur, M.S., F.R.C.S., Assistant Neuro-Surgeon continued to be in charge of the Department. This was an All India upgraded department partly financed by Government of India but subsequently Government withdrew recognition and stopped its grant. In the year under report 178 new cases and 278 old cases were treated in O.P.D. and 185 were admitted as inpatients. The number of Neuro Surgical operations performed was 519.

### Neurology Department.

Neurology Department which was started for the diagnosis and care of the non-surgical neurological patients worked satisfactorily throughout the year. In the year under report 869 new cases and 6,606 old cases were treated in this department and 352 cases were admitted as indoor patients. Certain cases examined in this department were transferred to the Neuro-Surgical unit for various further specialised investigations and treatment etc.

### Electrocardiography Department.

The department carried on its activities satisfactorily. During the year 3,590 electrocardiograms were taken as compared to 2620 during the last year.

### Electro Encephalography Department.

The department rendered assistance in the diagnosis nervous and psychiatric disorders in patients. 560 Electro-encephalographs were taken during 1959 as against 535 in 1958.

### Family Health Centre.

The Family Health Centre at the Hospital continued to function satisfactorily during the year. The members of the public who attended the centre were examined, investigated and advised how to maintain good health. Instructions were given to those members of the family in whom some defects or disorders were detected to attend the related outpatient department of the hospital for necessary further investigation and prompt treatment. The Centre has on its establishment a Health Visitor who went round visiting families and explaining to them the advantages of a routine check up at the Centre. A statement of work done at the Centre during the year will be found in appendix No. 19 (Printed in departmental copies).

### Facilities for Patients and their Relatives.

The following were some of the facilities provided for the patients and their relatives at the hospital.

**Gift Shop.**—This is a sort of Sale Depot, started in 1950, for sale of clean bottles for medicines, injections etc., to the patients at fair rates without difficulty and without having to go out of the hospital premises. The shop is financed by the Poor Box Charity Fund of this hospital to which all the net proceeds are credited.

**Recreation Room and Library.**—A small-library-cum recreation room has been maintained for the benefit of the indoor patients. The hospital subscribed to a few vernacular magazines, periodicals and daily newspapers. Ambulatory patients generally take advantage of the library. A wheeled trolley with books, magazines, was taken round the various wards for bed-ridden patients who were unable to visit the library.

#### Convalescent Home.

The Convalescent Home with 4 wards of 30 beds each was used for sending convalescent patients. Out of 4 wards, two are used for males and two for female patients. The Home serves not only K. E. M. Hospital but also B. Y. L. Nair Hospital and L.T.M.G. Hospital.

Out of 566 inpatients, including 79 brought over from previous year, treated at the Home, 392 were discharged and 95 remained in the Home at the end of the year.

#### Ambulance Service.

The services of the ambulance are available between 8 A.M. to 12 noon and from 2 P.M. to 6 P.M. though emergency calls are attended to at all hours. The ambulance service is free to the poor and deserving patients.

#### Advisory Medical Board.

During 1959, the Advisory Medical Board held six meetings of the Honorary and Professorial staff including one special meeting.

#### Staff Society Clinical Meeting.

The staff Society of the K. E. M. Hospital and Seth G. S. M. College held 10 meetings during the year 1959, including one special meeting, when 9 papers and on various medical subjects were read. A quarterly journal named "Journal of Postgraduate Medicine" which is run under the auspices of the Society published 4 issues during the year. A grant of Rs. 1,000.00 was sanctioned by the Municipal Corporation for the activities of the Society.

#### K. E. M. Hospital and Seth G. S. M. College Employees' Co op. Credit Society.

The Co-operative credit society of the employees of the K. E. M. Hospital and Seth G. S. M. College worked satisfactorily during the year. The total number of members on the roll at the end of June 1959 was 767.

The share capital of the Society amounted to Rs. 198,513 on 30th June 1959 as against 1,89,941 on the corresponding date of the previous year. The amount of the loans granted was Rs. 3,69,030 and the amount recovered was Rs. 3,23,890. The average of loan granted was Rs. 574.

The society declared a dividend of 5 per cent. for the year ending June 1959. The net profit during the year ending 30th June 1959 amounted Rs. 23,153.93. The accounts of the Society were audited by the Govt. Auditors upto 30th June 1959.

#### Research Laboratories.

Two small research laboratories were specially started during the previous year of which one attached to the Gynaec and Obstetric Department was named after Dr. N. A. Purandare the former Honorary Gynaecologist and Obstetrics, who gave costly equipment for its use. The other laboratory was attached to the Skin and Venereal Department for special study of skin diseases.

In Dr. N. A. Purandare Gynaecologist and Obstetrics Research Centre, cases of Gynaecological disorders of Hormonal origin are being studied from the point of view of investigation and therapy. The special investigations carried out during the year are as under:—

##### I.—Vaginal Infections.

1. Study of normal vaginal flora in 120 cases.
2. Specialised study of trichomonas and moniliasis as regards staining methods and growth on various culture media.
3. Study of incidence of Trichomoniasis, Moniliasis and Therapeutic trials with various drugs in pregnant and non-pregnant cases of Leucorrhoea, vaginitis, and Erosion Cervix.

##### II.—Histology and Cytology.

4. Histochemical and cytochemical investigations were carried out on the patients visiting the Research Centre. In all 123 and 87 investigations were carried out by Cytochemical and Histochemical methods respectively.

##### III.—Pregnanediol

5. Pregnanediol estimations in Normal Pregnant women for control values.
6. Pregnanediol estimation in Abortions:—
  - (i) Habitual Abortion cases followed up to the delivery from treatment point of view.
  - (ii) Threatened abortion from prognostic point of view;
  - (iii) Missed abortion and
  - (iv) Complete and incomplete abortion etc.



## 7. In menstrual dysfunctions:—

- (i) Primary and Secondary Amenorrhoea
- (ii) Hirsutism
- (iii) Metropathia etc.

To find out ovarian function.

## IV.—17—Ketosteroids.

8. 150 estimations of 17-ketosteroids have been carried out on 60 patients. 50 of them have been from 10 normal subjects and 100 from 50 patients complaining of Amenorrhoea, Hirsutism etc.

## V.—Biochemical Study.

Urinary Excretion of Histidine was studied in—(a) normal pregnant, (b) Toxaemia of Pregnancy (c) Threatened abortion and (d) Normal non-pregnant.

Urinary excretion of tryptophane and threonine was estimated in—(a) Normal pregnant (b) Normal non-pregnant and (c) Threatened abortion.

Plasma fibrinogen was estimated in—(a) Toxaemia of pregnancy and (b) Pregnancy Anaemia.

Study of (1) Serum Proteins, (2) Blood Vitamin 'C' (3) Blood N. P. N. (4) Blood Urea N<sub>2</sub> was carried out in pregnancy Anaemia and Toxaemia.

In the Research laboratory attached to the Skin and Ven Department an inquiry into the nature of Pathogenic Fungi encountered in certain types of deep mycoses is carried out to study pulmonary disorders in post-mortem cases.

## Obstetric Department.

The Obstetric and Antenatal department with 38 beds was started on 1st February 1959 at K. E. M. Hospital Patients with antenatal complications such as anaemia, toxaemia etc. and abnormal and obstructed labour are transferred from three Municipal Maternity Hospitals, viz. :—

- (1) Cadel Road Maternity Hospital.
- (2) Naigaum Maternity Hospital.
- (3) Victoria Road maternity Hospital.

and also some other Municipal Maternity Hospitals in suburbs of Bombay. Two Assistant Honoraries, from K. E. M. Hospital attend the Antenatal outpatient departments of these three maternity hospitals and direct the patients to K. E. M. Hospital.

In the year 1959, following is the attendance of patients during the period of 11 months :—

1. Antenatal outpatient department.	No. of cases		1754
	New	Old	
2. Indoor Admissions of abnormal cases	...	...	4590
3. Total Deliveries	...	...	745
(i) Normal deliveries	...	...	608
(ii) Abnormal Deliveries	...	...	515
Operative Deliveries :—	...	...	93
(i) Caesarian Section	...	...	28
(ii) Forceps	...	...	18
(iii) Internal version	...	...	12
(iv) Craniotomy	...	...	2
(v) Other operations	...	...	16
4. Cases with postpartum haemorrhage	...	...	16
5. Puerperal sterilisations	...	...	150
6. Antenatal complications	...	...	174
7. Maternal Deaths	...	...	5
8. Infant Mortality	...	...	95

## Family Planning Centre.

A family Planning Centre, with 100 per cent. grant in aid from the Government of India, has been started at this hospital from 21st January 1959. Dr. (Smt.) S. M. Shahani M.D., D.G.O., was Medical Officer in charge of the Centre. The Centre serves the uneducated and poor labourers staying in the vicinity of the K. E. M. Hospital. Sterilization is advised to patients having four or more children. Vasectomy operations were carried out by medical officers in charge of Family Planning Centre. Patients needing temporary contraception were advised mechanical or chemical methods with safe period, if periods were regular. Contraceptive tablets were given free. Lectures were imparted on the subject of Family Planning to internes and postgraduates students.

## Food Handler's Scheme.

For improving hygienic condition of the city's hotels eating houses and restaurants, a scheme of periodical examination of persons handling food was started in 1959 and the Municipal General Hospitals were entrusted with the examination of hotel employees. 1366 of such persons were directed for examination by H. O.'s department from 1st January 1959 to 31st December 1959 for examination at the K. E. M. Hospital out of which only 926 persons attended. 67 persons were partly examined as they failed to give their stools etc., for pathological examination. Of the rest 574 were found fit and 105 unfit to handle food.

### Shantilal Mathurdas Blood Bank.

The above blood Bank worked satisfactorily during the year under report. Blood was collected from the donors who were paid out of the poor Box charity Fund. The amount so spent was Rs. 33,508 during the year. Arrangements were also made to bleed the donor at their places and in such cases blood was obtained free of charge. The number of blood samples supplied for transfusion during the year was 3809. The details of various investigations carried out in the bank during the year are shown in the last para. of appendix of General Clinical Laboratory which is printed in the departmental copies of the report.

### Dr Jivraj N Mehta Pharmaceutical Laboratory

The work done in the laboratory during the year 1959 was satisfactory as can be observed from the following details.—

(1) *Injectable*.—48,192 transfusion bottles 500 cc each (13 different types) 4,573 ampoules representing 10 different injectable solution and about 1,050 litres of sterile loose solutions were prepared. The market value of these ampoules, loose sterile solutions and the naked contents of the transfusion bottles is about Rs. 75,578.59 litres of stains and other solutions for clinical use were prepared.

2. *Analytical work*: 15 samples were analysed, out of which 7 failed to conform with the official requirements or the tabled claim. Two were found to be under weight.

3. *Pharmacopical work*: The preparation of a "Formulary and the Resident's Guide" to be included in the proposed Bombay Municipal Pharmacopoeia was finalised in collaboration with the Professor of Pharmacology at the G. S. M. college and the Pharmacist of the other hospitals. The book will be shortly printed.

### Donations by Philanthropic Bodies and Persons

During the year under report the following institutions and persons donated articles as mentioned below. These articles were used for the patients irrespective of race, caste, or creed. Many thanks are due to them and also to those who have donated miscellaneous articles.

Name of donor	Articles donated
Catholic Relief Service	Wheat.
His Eminence the Cardinal of Bombay, Gift by American people through Catholic Relief Service.	Packets of milk powder.
His Eminence the Cardinal Archbishop of Bombay, Gift from the American people.	Rice, wheat, milk powder.

*Certificates*.—Certificates of different categories as mentioned below were issued during the year 1959-60. A sum of Rs. 11,542 was realised as fees and a sum of Rs. 5,771 was paid to the R. M. Os as moiety and the rest was credited to the Poor Box Charity Fund.

Kind of certificates.	No. of cft. issued.
Under Workmen's compensation Act	548
Medical Opinion certificates	2,577
Injury certificates to Police in Medico legal cases (free)	1,641
Injury certificates to patients in medico legal cases (paid)	125
Municipal employee's injury certificates for leave (free)	236
Insurance purpose	56
Ordinary certificates mentioning period of treatment (free)	12,000
Essentiality certificates regarding treatment given to Govt. servants, etc.	91

### School Clinic

Municipal School Clinic worked in 6 depts. viz. Medical, surgical, ophthalmic, dental, skin and Aural on five days in a week from 2.30 P.M. to 4.30 P.M. for ten months during the year, excluding the May vacation. Dr. M. D. Motashaw, M.D. was Medical Officer in charge of School Clinic during the year.

2459 new children and 17016 old cases were treated in the school clinic in addition to 1559 referred cases. as shown in the appendix No. 6.

Common complaints were Anaemia, Bronchitis, Round worm Infection, Tonsillitis, Carious, teeth, Vitamin 'A' Deficiency. 233 children were operated in the Aural department. 33 children were admitted in the wards for various complaints like Anaemia, Fever, X-ray spine, bleeding after tonsil operation, Abscess, needling etc. X-ray plates, Electroencephalographs and Electrocardiographs were taken wherever found necessary. 2 children were referred to Occupational Therapy and one child was referred to Physiotherapy department.

The total expenditure of the school clinic at the K. E. M. Hospital during the year under report amounted to Rs. 48,600. Expenditure out of the Budget grants for 1959-60 and Poor Box Charity Fund at the Hospital.

### Expenditure out of the Budget grants for 1959-60 and Poor Box Charity Fund at the Hospital

*Expenditure out of the hospital budget grants*:—The total expenditure incurred on the maintenance of the hospital during the year 1959-60 including liabilities at the end of the year but exclusive of the cost of extension scheme amounted to Rs. 41,36,051 approximately. This expenditure was inclusive of the cost of maintenance and treatment of inpatients, out patient departments Medical, Nursing, Administrative and labour staff as well as, the cost of the staff for the maintenance and repairs of buildings.

*Expenditure out of P. B. C. Fund*.—Besides the expenditure incurred from the budget provisions a sum of Rs. 74,663.75 was spent out of the Poor Box Charity Fund, as against Rs. 74,236.01 in the previous year.

This amount was mostly spent for costly drugs, injections, blood transfusions, surgical appliances and travelling expenses for the poor and deserving patients of this hospital. The statement of accounts are given in appendices 11 and 12. In addition to cash donations small donations in kind were occasionally received.

Donations to the extent of Rs. 44007.40 were received by the Poor Box Charity Fund from patients and philanthropic persons. In addition a sum of Rs. 6,837 and Rs. 5,799.63 were collected from Boxes kept in ward and outpatient departments respectively. Special mention of the names of the gentlemen and firms who have donated Rs. 500 and above during the year is made in appendix No. 7.

*List of Visitors to the K. E. M. Hospital during 1959.*

Name of the visitors	Date of visit.
E. Husfeld, , Compenhegan Denmark	12-1-1959.
Madam Prasad, Principal D. M. College, Bihar	12-1-1959.
Francez Yasas, Director, Institute of Social work, Mangalore	21-1-1959.
Emar Lymggar, Professor of surgery, University of Goteboy, Sweden	23-2-1959.
Professor of Sewegue	2-4-1959.
Florence Sherboen, Wayne State University, Michigan	8-5-1959.
Carl G. Taylor, Harvard School of Public Health, Boston	13-8-1959.
Z. R. Whittaker	17-8-1959.
Professor D. Iselin	7-10-1959.
Mrs. Audrey Dennis, American Women's club	2-11-1959.
Mrs. Audrey Hatey, American Wome's club	2-11-1959.
C. T. Baul, CIBA Barel	9-11-1959.
S. K. Sen, Irwin Hospital, New Delhi	12-11-1959.
H. Syed Ali, Radium Institute Cancer Hospital Hyderabad Division	12-11-1959.
P. Rinaldi, Italian Consulate, Bombay	13-11-1959.
P. Wand, Chairman of Council British Medical Association	13-11-1959.
Denk Stevenson, Secretary, British Medical Association	13-11-1959.
D. W. Adamson, The Wellcome Foundation Ltd., London	1-12-1959.
T. P. Broone, Burroughs Williams & Co.	
Rene Guicharmand, 16 Rue Hamelin Paris	4-12-1959.
Professor I. K. Karkulov, Dean, Epidemiology Faculty, Kororids Medical Institute, Alma Afa, U. S. S. R.	12-12-1959.

*Index of Appendices*

Appendix No.	Particulars	Page No.
1	Distribution of beds according to classification of departments.	
2	Statement showing particulars of indoor and outdoor patients treated during the year 1959 and 1958, number of operations done, during etc.	
3	Statement showing the relative cost per in patient and out-patient per day during the year 1959-60 and previous two years.	
4	Statement showing the details of cost per in-patient for the year 1959-60 and previous two years.	
5	Statement showing the average cost of each new outpatient admission for the year 1959-60 and previous two years.	
6	Statement showing the children from the Municipal Primary schools treated during 1959-60 and 1958-59 at the school clinic.	
7	Statement showing the names of donors who have donated Rs. 500 and above to the Poor Box Charity Fund of the Hospital for the year 1959-60.	
8	Senior staff of the K. E. M. Hospital and Seth G. S. Medical College for the year 1959-60.	
9	A statement showing the inpatients treated in the K. E. M. Hospital during the year 1959 with classification according to departments, sex, age, discharge and deaths.	
10	A statement showing the out-patients (new old and casualty) treated in the K. E. M. Hospital during the year 1959 with classification according to the departments, sex and age.	
11	A statement of accounts of the K. E. M. Hospital Poor Box Charity Fund for the year 1959-60.	
12	Balance sheet of the poor box charity fund of the K. E. M. Hospital as on 31st March 1960.	
<b>Seth G. S. Medical College.</b>		
13	Statistical information	
14	Particulars regarding students.	
15	Annual cost and Revenue	

## APPENDIX NO. 1.

*Distribution of beds according to classification of Departments.*

Department	Men.	Female.	Children.	Total.
Medical	120	42	..	162
Surgical	108	26	26	160
Orthopaedic	40	12	12	64
E. N. T. (Aural).	12	2	8	22
Neuro-surgical	26	2	2	30
Gynaec	..	50	..	50
Obstetric	..	38	..	38
Ophthalmic	20	12	..	32
Neurological	14	2	2	18
Psychiatric	10	2	2	14
Paediatric-Medical	..	..	36	36
Skin and Venereal	18	4	2	24
Tetanus	5	3	2	10
Isolation	2	1	..	3
Casualty	5	..	..	5
<b>Grant Total</b>	<b>380</b>	<b>196</b>	<b>92</b>	<b>668</b>

## APPENDIX NO 2.

*Statement showing the particulars of indoor and out door patients treated during the year 1959 and 1958, number of operations done, etc. at the K. E. M. Hospital.*

Particulars.	1959	1958
<b>(a) In-patients—</b>		
(1) Scheduled strength of beds	668	630
(2) Daily average number of inpatients	878	796
(3) Total number of new inpatients admitted	31,052	29,599
(4) Average number of days each patient was resident	10.3	9.79
<b>(b) Out-patients—</b>		
(1) Total number of new patients	2,34,117	2,11,380
(2) Daily average number of new out-patients	873	804
(3) Total number of out-patient attendance (including casualty cases)	7,97,819	7,12,683
(4) Daily average number of out-patients attendance	2,686	2,464
(5) Number of casualty patients	60,882	52,761
<b>(c) Operations :—</b>		
(1) Total number of operations on in-patients	12,716	13,577
(2) Total number of operations on Out-patients	41,763	41,167

## APPENDIX NO. 3.

*Statement showing the relative cost per in-patient and out-patient per day during the year 1959-60 and previous two years at the K. E. M. Hospital.*

Particulars.	1959-60	1958-59	1957-58
	Rs. nP.	Rs. nP.	Rs. nP.
(a) Average cost per in-patient per day	10.06	9.49	9.70
(b) Average cost per in-patient admission	100.10	94.97	94.84
(c) Average cost per Out-patient attendance	1.07	1.04	0.92
(d) Average cost per out-patient admission	3.61	3.50	3.04

## APPENDIX NO. 4.

Statement showing the details of cost per in-patient for the year 1959-60 and previous two years at the K. E. M. Hospital.

Year.	Diets.	Drugs dressings etc.	Stores and Linen.	Heating and Lighting.	Miscellaneous.	Establishment.	Repairs Buildings and Engineering.	Total.
	Rs.nP.	Rs.nP.	Rs.nP.	Rs.nP.	Rs.nP.	Rs.nP.	Rs.nP.	Rs.nP.
1959-60 ...	1.08	2.34	0.74	0.29	0.52	4.52	0.57	10.06
1958-59 ...	1.11	2.08	0.84	0.27	0.44	4.40	0.35	9.49
1957-58 ...	1.06	1.28	0.78	0.25	1.16	4.73	0.44	9.07

## APPENDIX NO. 5

Statement showing the average cost of each new out-patients admission for the year 1959-60 and previous two years at the K. E. M. Hospital.

Year.	Drugs and dressing etc.	Stores and Linen.	Heating and Lighting.	Miscellaneous.	Establishment.	Repairs to Buildings and Engineering.	Total.
	Rs.nP.	Rs.nP.	Rs.nP.	Rs.nP.	Rs.nP.	Rs.nP.	Rs.nP.
1959-60 ...	1.29	0.28	0.03	0.11	1.87	0.03	3.61
1958-59 ...	1.23	0.27	0.03	0.09	1.83	0.05	3.50
1957-58 ...	1.10	0.20	0.02	0.05	1.63	0.04	3.04

## APPENDIX NO. 6

Statement showing the number of school children from the Municipal Primary Schools treated during the year 1959-60 and 1958-59 in the School Clinic Department at the K. E. M. Hospital.

Sections.	1959-1960				1958-1959			
	New cases.	Old cases.	Total.	Referred cases.	New cases.	Old cases.	Total.	Referred cases.
Aural ...	874	4,860	5,734	346	1,020	5,004	6,024	383
Medical ...	781	5,351	6,132	171	734	4,715	5,449	159
Ophthalmic ...	508	3,468	3,976	240	682	4,250	4,932	230
Dental ...	186	2,197	2,383	658	276	2,594	2,870	646
Skin ...	110	1,140	1,250	144	89	1,184	1,273	147
Total ...	2,459	17,016	19,475	1,559	2,801	17,747	20,548	1,565

## APPENDIX NO. 7.

A statement showing the names of donors who have donated Rs. 500/- and above during the year 1959-60 to Poor Box Charity Fund.

	Rs.
(1) Messrs Imperial Tobacco Co. of India Ltd.	1,200
(2) Messrs Imperial Sewing Machine Co.	600
(3) Messrs British India Steam Navigation Co.	600
(4) Messrs Bombay Coal Allocation Committee.	1,200
(5) Messrs Hindustan Lever Ltd.	500
(6) Messrs Standard Vacuum Oil Co.	500
(7) Messrs Trustee of Chaganmal Narandas Parmanand Trust.	500
(8) Messrs Scindia Steam Navigation Co.	1,000
(9) Charity Commissioner	500
(10) Messrs Bombay Dyeing Manufacturing Co.	501
(11) Smt. M. D'Mellow	500
(12) Seth Ratansi Manikchand	501
(13) Mill Owners Association	800
(14) Messrs Burmah Shell Oil Storage and Distributing Co. Ltd.	800
(15) Messrs. Associated Cement Co. Ltd.	500
(16) Trustee of N. W. Wadia Charities	500
(17) Messrs. Tata and Sons, Private Ltd.	1,000

## APPENDIX NO 8.

*Senior staff of the the K. E. M. Hospital and Seth G. S. Medical College*

**Dean**

Dr. S. V. Joglekar, M.S., F.C.P.S., held the post of Dean.

**Assistant Dean**

Dr. V. V. Jadhav, M.B.B.S. on leave from 18th January 1960 to 13th February 1960. Retired from 14th February 1960.

Dr. R. B. Redkar, B.Sc., M.B.B.S., D.A. Ag. from 18th January 1960 to 14th February 1960.

**Professor of Anatomy**

Dr. K. D. Desai, M.B.B.S., B.Sc., M.Sc. (Med.) on study leave from 30th September 1959 to 29th September 1960.

**Asstt. Professor of Anatomy**

Dr. S. M. Bhatnagar, M.B.B.S., B.Sc., M.Sc. (Med.) from 30th September 1959.

Dr. J. S. Kalgutkar, M.B.B.S., M.Sc. (Med.) from 17th March 1960.

**Professor of Physiology**

Dr. K. C. Batliwalla, M.B.B.S., Ph.D.

**Assistant Professor of Physiology**

Dr. A. C. Duarte Monteiro, M.B.B.S., B.Sc., M.Sc. (Med.).

**Professor of Biochemistry and Nutrition**

Dr. R. G. Chitre, M.Sc., Ph.D., F.R.I.C., Ag. from 8th October 1959.

**Professor of Pathology and Bacteriology**

Dr. N. M. Purandare, M.D.

**Assistant Professor of Pathology and Bacteriology**

Dr. (Smt.) S. M. Sant, M.D. appointed from 5th November 1958.

Dr. C. K. Deshpande, M.D.

**Professor of Pharmacology**

Dr. U. K. Sheth, M.D., F.C.P.S. proceeded on study leave from 20th June 1958 to 19th June 1959.

Dr. R. S. Satoskar, M.B.B.S., M.Sc. (Med.) Ph. D., appointed from 2nd January 1959.

Dr. D. J. Mehta, M.D., appointed from 7th August 1959. Proceeded on study leave from 22nd March 1960.

**Professor of Preventive and Social Medicine.**

Vacant.

**Assistant Professor of Preventive and Social Medicine**

Dr. D. N. Pai, M.B.B.S., M.P.H., Ag. from 5th August 1959.

**Director Professor of Medicine.**

Dr. P. Raghavan, M.D.

**Director Professor of Surgery.**

Dr. P. K. Sen, M.S.

**Honorary Physicians and Lecturers in Medicine.**

Dr. M. J. Shah, M.B.B.S., M.R.C.P., D.T.M. and E.

Dr. E. R. DeMello, M.D., F.A.C.S., F.I.C.S., (on leave from 18th June 1959 to 1st Nov. 1959).

Dr. A. F. Golwalla, M.D., F.C.P.S., Ag. Hon. Physician from 29th June 1959 to 1st November 1959.

Dr. K. K. Datey, B.A., M.D., M.R.C.P., D.C.H., D.T.M. and H., B.Sc.

Dr. J. C. Patel, M.D., M.R.C.P., Ph. D.

Dr. J. K. Mehta, M.D., M.R.C.P., F.C.P.S.

Dr. E. P. Bharucha, M.D. (Lond.), M.D. (Bom.) Neurology).

Dr. (Smt.) P. E. Bharucha, M.D. (Lond.), D.C.H. (Lond.), Pediatric.

Dr. M.P. Bhagat, M.D., M.R.C.P. (Lond.).

### Honorary Assistant Physicians and Lecturers in Medicine.

- Dr. A. F. Golwalla, M.D., F.C.P.S. Ag. Honorary Physician from 29th June 1959 to 31st October 1959  
 Dr. B. T. Dave, M.D., M.R.C.P., Ag. Honorary Assistant Physician from 6th October 1959 to 1st November 1959.  
 Dr. J. M. Mehta, M.R.C.P.  
 Dr. S. D. Store, M.D., M.R.C.P.E., F.C.P.S.  
 Dr. S. L. Balse, M.D., M.R.C.P., D.C.H., D.T.M.H. (on leave for 9 months from 7th August 1959.)  
 Dr. P.M. Shah, M.D., (Ag. Honorary Assistant Physician from 6th October 1959).  
 Dr. M. D. Motashaw, M.D.  
 Dr. I. J. Pinto, M.D., M.R.C.P.E., M.R.C.P.  
 Dr. A. D. Desai, M.R.C.P. Assistant Neuro Physician.  
 Dr. Seeta Sinclair, Master of Medical Science in Pediatrics (U.S.A.) Dip. in American Board of Pediatrics.  
 Dr. R. J. Buhariwalla, M.R.C.P. (Eng.), D.C.H. (Lond.), Ag. Honorary Assistant Pediatric Physician from 26th October 1959.  
 Dr. M. K. Dhirawani, M.D., Honorary Assistant Physician from 1st July 1959.

### Honorary Surgeons and Lecturers in Surgery.

- Dr. M. M. Pandya, F.R.C.S. (Eng.).  
 Dr. A. E. DeSa, F.R.C.S. (Eng.).  
 Dr. R. H. Karmarkar, F.R.C.S.  
 Dr. C. S. Worah, M.S.  
 Dr. G. D. Adhia, F.R.C.S., F.C.P.S.

### Honorary Assistant Surgeons and Lecturers in Surgery.

- Dr. V. P. Mehta, M.D., M.S., F.C.P.S. (on leave from 30th July 1958).  
 Dr. V. S. Sheth, F.R.C.S. (on leave from 11th February 1960 to 10th March 1960).  
 Dr. R. A. Bhalerao, M.S., Ag. from 11th February 1960 to 10th March 1960 and again from 6th October 1959 to 9th February 1960.  
 Dr. C. J. T. Pinto, M.S., F.R.C.S.  
 Dr. M. L. Vaze, M.S., F.R.C.S.  
 Dr. D. K. Karanjawalla, M.S., F.R.C.S.  
 Dr. S. D. Deodhar, M.S. (on leave from 22nd June 1959 to 9th February 1960.)

### Honorary Orthopaedic Surgeons.

- Dr. A. K. Talwalkar, M.S., F.R.C.S., M.Ch. o. (L'pool).  
 Dr. K. T. Dholakia, M.S., F.R.C.S., M.Ch. o. (L'pool).

### Honorary Assistant Orthopaedic Surgeons.

- Dr. (Smt.) S. D. Bharucha, F.R.C.S.E., F.R.C.S. (Lond.), M.Ch. o. (L'pool).  
 Dr. R. M. Bhansali, M.S., F.R.C.S., M.Ch. o. (L'pool).

### Honorary Aural Surgeon and Lecturer in Ear, Nose and Throat.

- Dr. J. V. DeSa, M.S., D.L.O. (Lond.).

### Honorary Assistant Aural Surgeons.

- Dr. S. R. Rege, M.S., D.L.O., F.C.P.S.  
 Dr. P. P. Karnik, M.S.  
 Dr. K. L. Shah, M.S. (Appointed from 1st March 1960).

### Honorary Gynaecologist and Lecturers in Gynaecology and Obstetrics.

- Dr. B. N. Purandare, M.D., F.R.C.S., F.C.P.S.,  
 Dr. V. N. Purandare, M.D., F.R.G.S.

### Honorary Assistant Gynaecologists and Obstetricians.

- Dr. E. J. Sequeira, M.D., F.C.P.S.  
 Dr. (Smt.) G. N. Patwardhan, M.D. (on leave from 25th April 1959 to 14th July 1959),  
 Dr. (Smt.) M.V. Jadhav, M.D., Ag. from 5th May 1959 to 14th July 1959.  
 Dr. (Smt.) N. D. Motashaw, M.D., F.R.C.S.  
 Dr. M. R. Narvekar, M.D.

### Honorary Ophthalmic Surgeons and Lecturers in Ophthalmology.

- Dr. D. G. Mody, M.B.B.S., D.O., D.O.M.S.

**Honorary Assistant Ophthalmic Surgeons.**

Dr. B. T. Maskati, D.O.M.S., M.S.(Oph).

Dr. T. N. Ursekar, M.S., D.O. (Lond), D.O.M.S. (appointed from 14th November 1959).

**Honorary Radiologist and Lecturers in Radiology and Electric Therapy.**

Dr. L. H. Athale, M.B.B.S., D.M.R., M.A.C.S.

Dr. M. M. Mehta, M.B.B.S., D.M.R.E.

**Honorary Assistant Radiologists**

Dr. M. S. Warawadekar, M.B.B.S., D.M.R.E.

Dr. B. K. Bajaj, M.B.B.S., D.M.R.D. (Eng.) Diploma of American Board of Radiology and Membership of American College of Radiology. (Appointed from 2nd June 1959).

**Honorary Anaesthetists and Lecturers in Anaesthesia**

Dr. B. N. Sirkar, M.B.B.S., D.A., F.F.A.R.C.S.

Dr. G. S. Ambardekar, M.B.B.S., D.A., F.F.A.R.C.S.

**Honorary Assistant Anaesthetist**

Dr. Y. G. Bhojraj, M.B.B.S., D.A., F.F.A.R.C.S. (on leave from 17th November 1959 to 29th February 1960).

**Honorary Dental Surgeon and Lecturer in Dentistry**

Dr. N. H. Moghe, L.D.Sc.

**Honorary Assistant Dental Surgeon.**

Dr. I. L. N. Lopez, B.D.S. (on leave from 16th May 1958.)

Dr. G. M. Vachharajani B.D.S. (Ag. from 2nd June 1958)

**Hon Dermatologist and Veneriologist and Lecturer in Dermatology and Venereology**

Dr. S. C. Desai, M.D., D.V.D. (on leave from 30th September 1959 to 2nd February 1960).

**Hon Asstt Dermatologists and Venereologist**

Dr. James Fernandes, M.B.B.S., D.V.D., F.G.P.S., D.T.M. &amp; H.

Dr. M. W. Dhurandhar, M.B.B.S., D.V.D., F.A.G.A.

Dr. V. R. Mehta, M.B.B.S., D.V.D., (Appointed from 2nd November 1959 to 2nd February 1960).

**Honorary Psychiatrist and Lecturer in Psychiatry**

Dr. N. S. Vahia, M.D.

**Hon Asstt Psychiatrist**

Dr. V. N. Bagadia, M.D., D.P.M. (Lond.).

**Hon Lecturer in Medical Jurisprudence and Toxicology**

Dr. V. V. Jadhav, M.B.B.S., (Retired due to superannuation from 4th October 1959).

**Hon Lecturer in Hygiene and Preventive Medicine**

Dr. G. N. Kowshik, M.B.B.S., B.Hy., D.P.H. (Retired due to superannuation from 14th February 1960)

**Hon Asstt Neurologist**

Dr. V. P. Mondkar, M.D.



## APPENDIX NO. 9

Statement showing the in-patients treated in the K. E. M. Hospital during the year 1959 with the classification according to Department, Sex, Age, Discharges and Deaths.

Department.	Sex.	In the Hospital on the midnight of 31st Dec. 58.	Admitted during the year 1959	Total.	Discharged during the year 1959	Died during the year 1959	In the Hospital by the midnight on 31st Dec. 1959.
Medical	Male	181	5,620	5,810	5,801	623	162
	Female	90	2,173	2,263	1,887	296	80
	M. C.	7	223	230	108	122	...
	F. C.	2	117	119	55	64	...
Surgical	Male	140	6,213	6,353	5,951	257	145
	Female	48	1,803	1,851	1,630	169	52
	M. C.	12	804	816	755	44	17
	F. C.	11	431	442	416	22	4
Ophthalmic	Male	19	570	589	567	...	22
	Female	12	337	349	335	...	14
	M. C.	3	39	42	42	...	...
	F. C.	1	37	38	38	...	...
Gynaec	Female	33	2,004	2,037	1,981	16	40
	F. C.	...	1	1	1	...	...
Skin and Venereal	Male	18	210	228	202	6	20
	Female	6	70	76	67	3	6
	M. C.	...	22	22	21	1	...
	F. C.	...	8	8	5	3	...
Aural	Male	12	733	745	732	8	5
	Female	6	405	411	402	4	5
	M. C.	1	389	390	386	4	...
	F. C.	...	332	332	330	2	...
Orthopaedic	Male	89	1,820	1,909	1,809	33	67
	Female	33	814	847	809	16	22
	M. C.	23	359	382	368	2	12
	F. C.	8	188	196	188	...	8
Psychiatric	Male	7	178	185	175	2	8
	Female	5	95	100	93	3	4
	M. C.	...	4	4	4	...	...
	F. C.	...	2	2	2	...	...
Neurosurgery	Male	10	107	117	92	13	12
	Female	4	49	53	45	3	5
	M. C.	2	15	17	13	4	...
	F. C.	2	14	16	10	6	...
Neurology	Male	13	232	245	224	7	14
	Female	...	94	94	88	5	1
	M. C.	1	14	15	13	2	...
	F. C.	...	12	12	9	3	...
Paediatric	Male	5	69	74	70	...	4
	Female	2	38	40	38	...	2
	M. C.	37	2,138	2,175	1,701	434	40
	F. C.	23	1,523	1,546	1,188	334	24
Obstetric	Female	...	745	745	741	...	4
	Male	...	1	1	1	...	...
Urology	Male	...	...	...	...	...	...
	Female	...	...	...	...	...	...
	M. C.	...	...	...	...	...	...
	F. C.	...	...	...	...	...	...
	Male	494	15,753	16,247	14,839	949	459
	Female	239	8,627	8,866	8,116	115	235
	M. C.	86	2,007	4,003	3,411	613	69
	F. C.	47	2,665	2,712	2,242	434	36
Grand Total	...	866	31,052	31,918	28,608	2,511	799

## APPENDIX NO. 10

Statement showing the out-patients (New, Old and Casually) treated in the K. E. M. Hospital during the year 1959, with classifications according to Departments, Sex and age.

Department:	Sex.	O.P.D. New cases.	O.P.D. Old cases.	Total attendance.	Casualty.
Medical	Male	37,423	74,308	1,11,731	1,550
	Female	17,153	41,001	58,154	291
	M. C.	1,586	3,646	5,232	245
	F. C.	1,042	2,715	3,757	135
Surgical	Male	41,406	87,341	1,28,747	26,828
	Female	12,235	34,929	47,164	6,763
	M. C.	9,793	17,149	26,942	8,684
	F. C.	4,305	9,872	14,177	3,688
Ophthalmic	Male	11,061	24,523	35,584	2,400
	Female	3,936	13,808	17,744	163
	M. C.	890	3,340	4,230	148
	F. C.	695	2,491	3,186	67
Gynaec	Female	8,275	33,563	41,838	19
	F. C.	11	...	11	1
Dental	Male	7,724	10,914	18,638	32
	Female	3,963	6,258	10,221	5
	M. C.	710	1,881	2,591	7
	F. C.	505	1,357	1,862	6
Skin and Venereal	Male	12,638	28,424	41,062	151
	Female	3,902	14,866	18,768	17
	M. C.	2,184	5,150	7,334	4
	F. C.	1,583	3,783	5,366	5
Aural	Male	7,887	19,904	27,791	542
	Female	3,942	12,801	16,743	122
	M. C.	2,256	4,260	6,516	320
	F. C.	1,673	3,241	4,914	224
Orthopaedic	Male	10,305	29,016	39,321	5,305
	Female	3,519	12,334	15,853	1,111
	M. C.	2,052	3,650	5,702	1,314
	F. C.	1,000	2,630	3,630	165
Psychiatric	Male	1,208	10,119	11,327	5
	Female	701	4,828	5,529	5
	M. C.	97	1,162	1,259	...
	F. C.	58	824	882	...
Neurosurgery	Male	88	132	220	...
	Female	51	109	160	...
	M. C.	26	21	47	...
	F. C.	13	16	29	...
Neurology	Male	533	3,230	3,763	...
	Female	229	2,083	2,312	...
	M. C.	69	749	818	...
	F. C.	38	544	582	...
Paediatric	Male	362	1,184	1,546	...
	Female	282	1,161	1,443	1
	M. C.	7,470	13,606	21,076	65
	F. C.	5,472	10,189	15,661	44
Obstetric	Female	1,754	4,590	6,344	...
Urology	Male	2	...	2	...
Diabetic	Male	10	...	10	...
	Total	2,34,117	5,63,702	7,97,819	60,882

## APPENDIX NO. 11.

Statement of Accounts of K. F. M. Hospital, Poor Box Charity Fund, for the year 1959-60.

Receipts.	Amount.	Disbursements.	Amount.
	Rs. nP.		Rs. nP.
To balance in hand as on 31st March 1959 ...	2,918.74	By supply of costly medicines, injections, etc. to poor patients ...	32,716.08
To balance with the Central Bank of India Ltd., as on 31st March 1959 ...	9,523.62	By blood transfusion charges and cost of plasma ...	33,508.00
To balance with C. A., Bombay Municipal Corporation as on 31st March 1959 ...	94.25	By Travelling expenses to patients ...	419.96
To Collection from Ward boxes ...	6,837.00	By spectacles to patients ...	968.50
To collection from Out-patient Department boxes...	5,799.63	By appliances such as crutches, artificial limbs, hernia belts, etc. ...	70,51.21
To Donations ...	44,007.30	By Dead stock ...	1,032.70
To Miscellaneous receipts ...	6,007.74	By Miscellaneous expenses ...	12,762.54
To sale of Pharmacopoea ...	1,481.44	By Printing and Stationery ...	2,271.79
To contributions from patients towards cost of costly Medicines, injections artificial limbs, etc. ...	21,212.23	By establishment charges ...	1,185.32
To Gift Shop-Sale proceeds ...	20,062.41	By Gift Shop-Purchase of articles ...	14,076.35
To payment of spectacles Supplied ...	115.00	By payment out of deposit Account ...	25,866.00
<b>Interest:</b>		By investment by C. A., Bombay Municipal Corporation in 3 per cent Conversion loan ; 3 per cent. ; 3 1/4 per cent; 3 1/2 per cent. and 3 3/4 per cent. Bombay Municipal Debentures of the F. V. of 18,100 ...	18,265.44
<i>Poor Box Account :</i>		By cash in hand on 31st March 1960. ...	1,126.51
Interest on current Account Rs. 27.00		By cash with the Central Bank of India Ltd., as on 31st March 1960 ...	46,302.78
Interest on securities 1958-59 Rs. 2,824.81		By cash with C. A. Bombay Municipal Corporation as on 31st March 1960. ...	146.75
Interest on securities 1959-60 Rs. 31,49.25			
<i>Convalescent Home Fund Account:</i>			
Interest on securities for 59-60, Rs. 17,968.86	23,969.92		
To contributions by patients and their relatives towards blood transfusions and supply of Plasma...	22,880.00		
To contributions on account of Medical Certificates.	5,771.00		
To receipts on account of deposits, such as patients money, mosity, etc ...	27,069.65		
<b>Total</b> ...	<b>1,97,749.93</b>	<b>Total</b> ...	<b>1,97,749.93</b>

## APPENDIX NO. 12

Balance Sheet of the Poor Box Charity Funds as on 31st March 1960.

Liabilities.	Amount.		Assets,	Amount.	
	Rs.	Rs.		Rs.	Rs.
<b>31st March 1959.</b>					
Fund Account balance as on 31st March 1959	4,55,289.82		Cash in hand	1,126.51	
Less—			Balance with the Central Bank of India Ltd.	46,302.78	
Redemption of Securities	6,216.25		Balance with C.A., Bombay Municipal Corporation	146.75	
	4,49,073.57				47,576.04
Total amount of interest on investments as per C. A.'s adjustments	17,968.86		Investments (at cost)—		
Add—			(1) 4% Loan (1960-70) of the Face Value of	14,600	15,774.25
Adjustment by debit to Deposit Account	102.50		(2) 4% B.P.T. Debentures (1968)	3,000	3,333.75
Add—			(3) Do. (1969)	500	555.62
Excess of receipts over expenditure	34,072.23		(4) Do. (1973)	500	555.62
	5,01,217.16		(5) Do. (1962)	500	465.00
Deposit Account—			(6) Do. (1965)	1,000	930.00
Patients Money	420.37		(7) Do. (1972)	10,000	9,300.00
Moiety Amount of Resident Medical Officers	1,189.00		(8) Do. (1973)	1,000	930.00
	1,609.37		(9) Do. (1974)	500	510.00
			(10) 4% B. M. Debentures (Original) B.I.T.	500	510.00
			(11) 4% B.I.T. Debentures (1962) of the Face Value of	2,000	2,040.00
			(12) Do. (1967)	6,500	6,862.50
			(13) Do. (1965)	1,500	1,530.00
			(14) 4% B. M. Debentures (1968)	500	510.00
			(15) 3% B. M. Debentures of the Face Value of	76,100	76,098.69
			(16) 3½% B. M. Debentures of the Face Value of	2,200	2,200.00
			(17) 3½% B. M. Debentures (1950) of the Face Value of	10,500	10,425.00
			(18) 3½% Treasury Savings Certificates	15,000	15,000.00
			(19) 3½% Bombay Municipal Loan (1965)	43,000	39,506.25
			(20) 3½% Bombay Municipal Loan (1977)	41,000	35,491.25
			(21) 3½% Bombay Municipal Debentures (1979)	10,500	9,148.12
			(22) 3½% Bombay Municipal Debentures Face Value of	800	800.00
			(23) 3½% Bombay Municipal Debentures Face Value of	9,300	9,300.00
			(24) 3½% Do.	3,400	3,400.00
			(25) 4% Bombay Municipal Corporation Debentures (1963) of the Face Value of	40,000	39,850.00
			(26) 4% Do. (1964) do.	39,600	39,562.50
			(27) 4% Do. (1967) do.	10,000	9,950.00
			(28) 4% Do. (1970) do.	19,500	19,536.56
			(29) 4% do. (1968) do.	20,000	19,900.00
			(30) 3% Conversion Loan (1946) of the Face Value of	6,200	6,216.94
			(31) 4% Bombay Municipal Debentures Face Value of	700	696.50
			(32) 4½% do. (1969) do.	45,000	44,437.50
			(33) 4½% do. (1970) do.	30,000	29,775.00
				4,65,400	4,55,101.05
			Advance interest paid for the purchase of Securities to be adjusted		149.44
Total	5,02,826.53		Total	5,02,826.53	

## APPENDIX NO. 13.

## STATISTICAL INFORMATION.

	Year. 1959-60	Year. 1958-59
<b>Average age of students :—</b>		
(i) at the time of admission	19.23	18.76
(ii) at the time of Matriculation	16.92	16.54
<b>Marital state at the time of admission—</b>		
Married	2	1
Betrothed	...	...
Single	85	83
<b>Occupations of parents or guardians—</b>		
Service	22	26
Business	24	26
Medical Profession	15	6
Legal Profession	4	7
Pension	4	2
Miscellaneous Occupations	18	17

## APPENDIX NO. 14.

## PARTICULARS REGARDING STUDENTS.

Number of students in the different classes :—

Class.	Male students.	Female students.	Total.
1st M.B.B.S.	58	52	110
2nd M.B.B.S.	100	56	156
3rd M.B.B.S.	107	46	153
Internees	49	25	74
<b>Total number of students</b>	<b>314</b>	<b>179</b>	<b>493</b>
<b>Post-graduate students including research students</b>	<b>170</b>	<b>56</b>	<b>226</b>
<b>Total</b>	<b>484</b>	<b>235</b>	<b>719</b>

					Candidates sent up	No. of candidates who passed the whole examination.
M.S. (E. N. T. Br. III)	April 1959	...	...	...	2	2
	October 1959	...	...	...	1	...
M.S. (General Surgery)	April 1959	...	...	...	17	5
	October 1959	...	...	...	23	3
M.S. (Orthopaedics)	April 1959	...	...	...	2	...
	October 1959	...	...	...	2	1
M.S. (Ophthalmology)	April 1959	...	...	...	1	...
	October 1959	...	...	...	1	...
D.A.	April 1959	...	...	...	3	1
	October 1959	...	...	...	9	6
D.L.O.						
D.M.R.E.						
D.O.						
D.P.H.	April 1959	...	...	...	...	...
	October 1959	...	...	...	...	...
D.V. & D.	April 1959	...	...	...	2	1
	October 1959	...	...	...	...	...
B.Sc. (Medical)	April 1959	...	...	...	2	1
	October 1959	...	...	...	1	...
M.Sc. (Medical)	April 1959	...	...	...	2	1
	October 1959	...	...	...	1	1
M.Sc. (Biochemistry)	April 1959	...	...	...	14	7
	October 1959	...	...	...	...	...
Ph. D. (Biochemistry)	April 1959	...	...	...	...	...
	October 1959	...	...	...	2	2
D.A. (C.P. & S.)	April 1959	...	...	...	...	...
	October 1959	...	...	...	...	...
D.G.O.	April 1959	...	...	...	5	4
	October 1959	...	...	...	5	2
D.O.M.S.	April 1959	...	...	...	5	3
	October 1959	...	...	...	3	2
D.P.B.	April 1959	...	...	...	1	1
	October 1959	...	...	...	...	...
D.D.V.	April 1959	...	...	...	...	...
	October 1959	...	...	...	...	...
D.O.R.L.	April 1959	...	...	...	1	1
	October 1959	...	...	...	3	3
F.C.P.S.	April 1959	...	...	...	6	5
	October 1959	...	...	...	3	1
D.C.H.					...	...
D. Orh.	April 1959	...	...	...	...	...
	October 1959	...	...	...	2	2

Candidates of the Condensed M.B.B.S. course which are included in the above figures.

Class.	Male students.	Female students.	Total.
1st M.B.B.S.	2	...	2
2nd M.B.B.S.	...	...	...
3rd M. B. ,B.S.	1	1	2
	3	1	4

\* Included in table 14 above.

Results of various examinations.

Under-graduate examinations.

				Candidates sent up	No of candidates who passed the whole examination
1st M.B.B.S.	April 1959	..	..	34	22
	October 1959	...	...	92	78
2nd M.B.B.S.	April 1959	...	...	62	51
	October 1959	...	...	39	30
3rd M.B.B.S.	April 1959	...	...	74	31
	October 1959	...	...	99	53

## Post-graduate Examinations.

					Candidates sent up	No. of candidates who passed the whole examination
M.D. (Medicine)	April 1959	...	..	..	18	4
	October 1959	..	...	...	17	3
M.D. (Pathology)	April 1959	...	...	...	3	...
	October 1959	...	..	..	5	..
M.D. (Obstetrics)	April 1959	...	...	...	6	2
	October 1959	...	...	...	8	3
M.D. (Pharmacology)	April 1959	...	...	...	...	..
	October 1959	..	..	..	..	..
M.D. (Pediatrics)	April 1959	..	..	..	2	..
	October 1959	..	..	..	2	..
M.D. (Tuberculosis)	April 1959	..	..	..	...	...
	October 1959	...	...	...	...	...

## Seth G. S. M. College

## APPENDIX No. 15.

## ANNUAL COST AND REVENUE.

	1958-59.	1959-60.
	Rs.	Rs.
Total expenditure including expenditure on hostels ... ..	7,15,319	7,53,536.11
Deanress Allowance (including in the above figures) ... ..	1,34,233	1,23,931.65
Revenue from Tuition fees, Hostel rent and Miscellaneous receipts	1,48,698	1,37,555
Revenue from post graduate fees	14,535	14,925
Gross cost per student	1,691.06	1,528.47
Net cost per student	1,339.53	1,249.45
Income from Hostels	16,206	20,466.50
Expenditure on hostels	41,837	47,005.03

# Bai Yamunabai L. Nair Charitable Hospital & Topiwala National Medical College.

Dr. L. Monteiro, M.D., held the post of Dean of these institutions during the year under report.

Dr. V. B. X. Almeida, M.B.B.S. held the post of Assistant Dean which was newly created at these institutions from 1st December 1959.

### Professorial Staff.

Professor F. A. E. Crew, M.D., F.R.S., Emeritus Professor of Preventive and Social Medicine, Edinburgh University completed his first assignment of four months as W. H. O. Visiting Professor on 27th June 1959. He returned to fulfil his second assignment on 2nd January, 1960.

Dr. V. N. Panse, M.D., M.P.H. (U.S.A.), Assistant Professor of Preventive and Social Medicine was appointed as Professor of Preventive and Social Medicine from 19th October 1959 for a period of six months in the first instance.

### Foreign Experience and Awards.

Dr. T. P. Bharadwaj, M.D., Ph. D., Assistant Professor of Pathology and Bacteriology, who was on study leave since 27th March 1958 on a Rockefeller Foundation Fellowship resumed duties on 4th August 1959.

Dr. P. M. Chaphkar, M.D., Assistant Professor of Pathology and Bacteriology proceeded abroad on 15th November 1959 on a Fellowship under the T. C. M. Programme.

Dr. V. V. Shah, M.D., M.R.C.P. (Edin), M.R.C.P. (London), F.C.C.P. (U.S.A.), Honorary Physician and Lecturer in Medicine, Dr. I. K. Ramchandani, M.D., Assistant Professor of Physiology and Dr. M. S. Kekre, M.B.B.S., M.Sc. (Med.), Assistant Professor of Pharmacology and Materia Medica have been selected for the award of Fellowship under T. C. M. Plan in their respective subjects.

Dr. P. M. Dalal, M.D., Tutor in Medicine (whole-time) has been awarded a Rockefeller Foundation Fellowship.

Dr. V. G. Daftary, M.S., who had proceeded abroad for higher training in Neuro Surgery resumed duties as Honorary Surgeon and Lecturer in Surgery 24th September 1959.

Dr. N. J. Kothari, M.D., D.P.H., Honorary Psychiatrist and Lecturer in Psychiatry proceeded on study leave from 1st June 1959 on a Fullbright award.

Dr. P. A. Dikshit, M.S. (Ophth.), D.O.M.S., Refractionist, who was on study leave from 28th January 1959, continued to be on leave during the year.

Dr. T. K. Mehta, M.B.B.S., D.V.D., F.C.P.S. Honorary Assistant Dermatologist and Venereologist and Assistant Lecturer in Dermatology and Venereology went abroad for about three months. Similarly Dr. D. H. Mulla, M.B.B.S., D.A., Honorary Assistant Anaesthetist and Assistant Lecturer in Anaesthesiology went abroad for three months Dr. C. T. Desai was on leave for about four months to go abroad during the year.

Dr. S. M. Mahaluxmiwala, M.S. and Dr. B. J. Damany, M.S., Honorary Assistant Surgeons and Assistant Lecturer in Surgery have been granted study leave from 1st August 1959 and 10th June 1959 respectively to go abroad for further experience in Plastic Surgery and Neuro-Surgery respectively.

Dr. T. H. Rindani, M.D., Professor of Physiology was elected as a Fellow of the Indian Academy of Sciences during the year.

### Consultant.

The tenure of Dr. S. Patrao, M.D., M.S., F.C.P.S., who was appointed as Honorary Emeritus Lecturer in Surgery for two years and Honorary Consulting Surgeon from 26th March 1959 was extended for further two years.

### Advisory Committee.

During the year 1959, the Advisory Committee of the College and Hospital held one meeting.

### Advisory Medical Board.

The Advisory Medical Board Held 5 meetings during the year 1959.

### Visitors.

The following is the list of prominent persons who visited the Hospital and college during 1959-60:—

Serial No.	Name of the Visitor.	Date of Visit.
1	Professor W. W. Mushim, Professor of Anaesthetics, Welsh National School of Medicine, Cardiff, Wales.	1-4-1959.
2	Dr. Lucien E. Bernard, Director, Health Services, W. H. O. Regional Office for South East Asia, New Delhi.	13-4-1959.
3	Dr. John C. Hume, Chief, Health Division, U. S. Technical Cooperation Mission, New Delhi.	29-4-1959.
4	Dr. F. Johnson, Deputy Chief, Health Division, U. S. Technical Cooperation Mission, New Delhi.	29-4-1959.



Serial No.	Name of the Visitor.	Date of Visit
5	Dr. G. Herlitz, M.D., Professor of Pediatrics, Central Hospital, Sweden	... 27-5-1959.
6	Dr. Carl E. Taylor, Harvard School of Public Health, Boston	... 12-8-1959.
7	Lt. Gen. D. N. Chakravarti, Secretary Health West Bengal, Secretary, Post-graduate Assessment Committee with Dr. C. S. Patel-Member.	29-8-1959.
8	Dr. E. M. Holmes, (Jr. M.D.) Visiting Professor, Department of Preventive and Social Medicine, All India Institute of Medical Sciences, New Delhi.	22-10-1959.
9	Dr. S. Rosenbawn, 28, Solpinessr. Tel Aviv Israel	... 26-10-1959.
10	Dr. S. Wand, Chairman of the Council of British Medical Association	... 13-11-1959.
11	Dr. D. P. Stevenson, Secretary, British Medical Association	... 13-11-1959.
12	Dr. Luciena Gregg, Rockefeller Foundation	... 13-11-1959.
13	Dr. R. K. Anderson, Rockefeller Foundation	... 13-11-1959.
14	Dr. Bene Guicharnaud, Director of Rehabilitation World Veterans Federation, Paris	... 3-12-1959.
15	Dr. Edward Grainger Muir, Surgeon to Her Majesty the Queen, Gastroenterologist	... 13-1-1960.
16	Miss Catherine E. Renfrew, Chief Speech Therapist, Churchill Hospital, Oxford, England.	14-1-1960.
17	Miss J. L. Wilkins, Speech Therapist and Lecturer in Spoken Language, The University of Nottingham, England.	14-1-1960.
18	Dr. B. B. Crohn, Internal Medicine, Gastro-Enterology Consultant, Mount Sinai Hospital, Columbia University.	23-1-1960.
19	Shri V. K. Krishna Menon, Defence Minister, Government of India	... 6-2-1960.
20	Dr. L. E. Cluff	} Departments of Medicine and Patho-biology, School of Medicine, Johns Hopkins University, Baltimore, Md.
21	Dr. F. B. Bang	
22	Dr. T. R. McGowan	
23	Dr. D. B. Tylor, W. H. O. Visiting Prof. of Pharmacology, Medical College, Trivandrum.	9-2-1960.
24	Dr. A. M. Gade, Public Health Officer (C.D.) W.H.O. Regional Office, New Delhi	... 9-2-1960.
25	Dr. Guillelmo Lapzdenarce, Senior, W. H. O. Officer	... 9-2-1960.
26	Lt. Gen. B. M. Rao, D. G., A. F. M. S., Ministry of Defence	... 13-2-1960.
27	Dr. P. M. Mehia, M.D., M.S., F.C.P.S., F.I.C.S., Jamnagar	... 13-2-1960.
28	Dr. K. N. Rao, Director of Medical Services, Andhra Pradesh, Hyderabad	... 13-2-1960.
29	Dr. K. C. K. E. Raja, Vice-Chancellor, Kerala University, Trivandrum	... 13-2-1960.
30	Dr. C. O. Karunakaran, Rtd. Principal, Medical College Trivandrum	... 13-2-1960.
31	Shri D. Ram, Vice-Chancellor, Bihar University, Patna	... 13-2-1960.
32	Dr. R. V. Sathe, Bombay.	
33	Dr. H. M. Lazarus, Hon. Director, Institute of Obstretices and Gynaecology, Andhra Medical College, Vishakhapatnam.	13-2-1960.
34	Lt. Gen. D. N. Chakravarti, Secretary Health, and Director Health Services, West Bengal Calcutta.	13-2-1960.
35	Dr. T. R. Tewari, Dy. Director General of Health Services, Member Secretary, Health, Survey and Planning Commission, New Delhi.	13-2-1960.
36	Dr. Elizabeth B. Lindemann, Prof. of Psychiatry-Harvard Medical School	... 23-2-1960.
37	Dr. Erich Lindemann, Psychiatrist in Chief Mass. General Hospital Boston, U. S. A....	23-2-1960.
38	Dr. Sushila Nayar, M. P.	... 10-3-1960.
39	Dr. H. L. Bockus, President, International Organisation of Gastroenterology, U. S. A....	28-3-1960.
40	Dr. C. J. Baborka, President, American Society of Gastroenterology	... 28-3-1960.

### Extension of the Hospital.

The Dr. Bhajekar Municipal Hospital at Khetwadi, continued to be under the supervision of the Dean B. Y. L. Nair Charitable Hospital.

### Distribution of Beds.

The total number of beds in the B. Y. L. Nair Hospital was 336 and all of them were fully occupied during the year. As usual patients had to be accommodated on the floor for want of beds. Throughout the year, on an average, 95.07 patients were admitted over the scheduled number of beds. The maximum number of in-patients on a single day was 493.

Appendix No. 1 shows the distribution of beds department wise.

The working hours of the Registration Section of the patients and of the Skin and T. B. Departments have been staggered so as to reduce congestion.

### Number of patients treated during the year.

7. The statistical tables attached to this report record in detail the attendance of patients department wise at Out-patient departments, etc., as well as the number and nature of operations performed during the year.

8. The total number of patients admitted during the year was 19164 as against 14,735 and 17,474 in 1957 and 1958 respectively. The number of Out-patients treated during the year under report was 34,2,501 as against 28,7,111 and 3,02,909 in 1957 and 1958 respectively.

9. Out of a total number of 19,587 inpatients (19,164 admitted during the year under report and 423 previous year's balance), 7,706 were cured, 7,602 were relieved, 2,596 either left the hospital against medical advice or were otherwise discharged, and 1,294 died leaving a balance of 389 patients at the end of the year.

10. Out of 1,294 deaths, 330 died within the first 24 hours of admission, 92 died after twenty-four hours but within three days of admission and the remaining 872 died after three days of admission.

11. The highest number of out-patient's attendance on any one day during the year was 1,707 as against 1,480 in the previous year. The highest number of new cases in the Out-patient department on a single day was 641; the highest number in a single day of old cases treated was 1,119 and that of in-patients admitted was 85. The highest number of Casualty (Medico-legal) cases treated on a single day was 99 whereas the highest number of patients admitted through the Casualty Department on a single day was 24.

12. The total expenditure incurred on the maintenance of the Hospital including liabilities at the end of the year amounted to Rs. 17,20,801 as against Rs. 15,98,844 of the last year.

This expenditure included the cost of maintenance and treatment of in-patients, the cost of out-patients' department, the Resident Medical, Nursing and Labour Staff, as well as the Staff for the administration and maintenance of and repairs to buildings, etc.

13. Appendix No. 3 shows the relative cost per in-patient and out-patient per day during the year 1959-60 and previous two years.

14. The details of the cost per in-patient for 1959-60 and the previous two years are shown in Appendix No. 4.

15. Appendix No. 5 gives the average cost of every out-patient treated in the Hospital during the year in comparison with that of the previous two years.

The annual cost incurred on patients (in patients as well as out-patients) under drugs, etc., is exclusive of the cost of expensive drugs, blood transfusions, etc., met out of the Nair Hospital poor Patient's Fund, which amounted to Rs. 4,01,991 during the year under report.

### Certificates.

16. 11,099 certificates were issued during the year under report as shown below:

(1) Certificates under Workmen's Compensation Act:	
Form 'A'	60
Form 'B'	170
(2) Medical Opinion Certificates	1,436
(3) Certificates of Police Cases (to Police)	1,160
(4) Certificates of Police Cases (to private parties)	150
(5) Medical Attendant's Certificate and Certificate of Hospital Treatment (Life Insurance Corporation of India)	30
(6) Ordinary certificates (Dates of treatment)	7,893
(7) Certificates to Municipal Employees injured on duty.	200

17. 951 cases of poisoning were treated in the hospital during the year under report.

### Nursing Staff.

18. The arrangement of sending two nurses to the Arthur Road for training in Infectious diseases was continued during the year.

19. During the year, 29 and 22 nurses, passed the Junior and Senior Examinations respectively, held by the Bombay Nurses, Midwives' and Health Visitor's Council. 17 Nurses also passed the Midwifery examination conducted by the Council.

20. The cost of the Nursing Establishment worked out to Rs. 169.04 per mensem against Rs. 150.62 per mensem during the previous year. This included not only the salary, uniform, dhobi allowances, and honorarium paid to the medical staff for giving lectures in the nursing school, but also their mess charges, cost of electric energy consumed, repairs to the Nurses' Quarters, and the household linen and crockery.

21. No books were purchased for the Nurses' Library.

Under the auspices of the Nurses' Welfare Fund (established in 1953), social functions, picnics, etc. were arranged during the year under report, for the benefit of the members. The fund was managed by a Committee with the Dean as President. 3 Meetings of the Managing Committee and 1 of the General body were held during the year. The Nurses' Welfare Fund amounted to Rs. 2,519.13 during the year.

At the request of the Registrar, S. N. D. T. University, facilities were extended to the students of the S. N. D. T. University to receive practical training in Nursing at Nair Hospital.

#### Poor Patients' Fund.

22. The fund continued to receive support from the public as well as from the patients of the Hospital (Appendix No. 11).

Donations to the extent of Rs. 6,960.65 were received during the year, in addition to Rs. 18,904.00 collected from the boxes kept in the Wards and Out-door departments of the hospital.

Thanks are also due to the donors for their help in cash and kind. Names of those who have donated Rs. 500.00 and above during the year are given in Appendix No. 7.

#### Donation of Dietary Articles.

23. During the year under report, the hospital received non-fat milk powder, cheese, wheat and rice through World Church Council, CORAGS, CARE and NATIONAL CATHOLIC WELFARE COUNCIL. Thanks are due to these agencies for their donations and help to the hospital.

#### Blood Bank

24. During the year under report 1914 blood transfusions were administered and an amount of Rs. 28,597.50 was paid to professional blood donors.

#### Department of Preventive and Social Medicine.

25. As the number of patients attending the Department of Preventive and Social Medicine has increased, the out-patient section of the department now works on four days in a week instead of two days.

The Medico-Social Worker attached to the Department rendered help to the needy patients from this hospital, who were referred by various departments.

#### Department of Cardiology (Medical and Surgical).

26. This department which was opened only in 1956, besides rendering medical relief as will be seen from Appendix No. 11, has become very popular with the post-graduates of the Bombay University, attached to the various institutions in the city. Regular discussions, where clinical findings are integrated with various types of modern investigations are conducted on Heart Diseases.

The following papers were published by the Department :

- (1) Isolated pulmonary stenosis.
- (2) E. C. G. changes in valvular lesions of heart.
- (3) E. C. G. changes in hypertension.
- (4) Recent advances in Electro-cardiography.

The following experiments were carried out in Experimental Surgery :

- (1) Experimental Surgery by Cardio-respiratory by-pass with the use of India made Heart-lung machine.
- (2) Preservation and experimental studies with aortic grafts.
- (3) Experiments on induced cardiac arrest.

#### Department of Physical Medicine.

28. Rehabilitation team under the auspices of the World Health Organisation continued its assistance to the development of Occupational Therapy and Physiotherapy Department of this hospital. Our thanks are due to this team for actively helping us in establishing these departments at this hospital, which proved to be very popular among the patients. It is almost fully equipped. 498 patients were referred to this department during the first year (i.e.) September 1956 to August 1957) which number rose to 936 during the year from September 1958 to August 1959.

#### Rheumatic and Collagen Diseases Department.

This new department was attached to this hospital. It started functioning with effect from 21st January 1960. It is open on Saturdays between 2-30 P.M. and 4-30 P.M.

### Research Work.

30. Out of the donations offered by various Pharmaceutical firms, research work was undertaken and following problems were in progress at the close of the year. (Appendix 14.)

### The Patients' Welfare Committee

31. The patients' Welfare Committee consisting of staff and students worked actively during the year under report and functions etc., were organised for the benefit of the patients in the Hospital, besides their usual commitments such as handicrafts, supply of medicines etc. Books were continued to be issued from the Patients' Library, which was started during 1957-58.

### Clinical Meetings.

32. The Staff Society of the B. Y. L. Nair Charitable Hospital and T. N. M. College held 4 quarterly meetings during the year 1959 when original papers with experimental studies were read. The Society also held 6 social functions.

### Ambulances.

33. The Hospital maintains two ambulances. The service is free to poor patients. During the year under report 318 patients were sent home in the hospital ambulances free of charges. Well to do patients were charged fees at the rate of Rs. 6.00 per first hour and Rs. 3.00 per subsequent hours or fraction thereof.

The Service is usually available between 8-00 A.M. and 5-00 P.M. though Emergency calls are answered at all hours.

### The Pharmacy Department.

34. The Pharmacy Department has been started at this hospital from May 1957. At the beginning, it was able to prepare about 25 percent. of the total requirements of the Glucose and Glucose Saline. With the additional staff, the department is now manufacturing all the Hospital requirements of 5 per cent. Glucose and Glucose Saline. It now works in two shifts only and the third shift has been discontinued from June 1959. The work carried out in the department can be classified as shown below:—

(i) *Hospital Sterilization.*—It comprises the sterilization of the Hospital durns, Gowns etc., preparing and sterilizing saline sets, L.P. Sets, Bleeding sets etc.

The following sterilization work was done during the year under report:—

Small Drums and Bags	8,443
Big Drums	1,583
Blood Bank Boxes	238
Saline Sets	15,558
Bleeding Sets	1,938
L. P. Sets	2,027
Cloth bags	1,896

(ii) *Manufacture of Injectables.*—The injectables and other pharmaceutical preparations were manufactured as per appendix 17 during the year under report.

(iii) *Miscellaneous Services.*—These comprise supplying distilled water to the College, de-mineralised water to the Operation Theatres, and College Departments, to be used for autoclaves, inspecting hospital durns, collecting data on Penicillin reactions etc.

(iv) *Educational Work.*—The students of the Nagpur University came for one month's training in the months of May and June 1959, in two batches. There were 5 students in the first batch and 2 students in the 2nd batch.

(v) A central sterile supply section and quality control Department and extension of the existing facilities will be introduced shortly.

### Dispensary

34. The following quantities of Syrups were prepared in the dispensary under the supervision of the Pharmacist during the year under report.

Quantities of syrup prepared:

(1) Syrup Codeine Phosphate	1,000 lbs.
(2) Syrup Aurantis	250 lbs.
(3) Syrup Tolu	40 lbs.
(4) Syrup Simplex	160 lbs.

Besides the following preparations were prepared:

(1) Glycerine Pepsin	100 lbs.
(2) Liniment Camphor	100 oz. per week.
(3) Liniment Turpentine	2 lbs. per week.
(4) Liniment Sopor	2 lbs. per week.
(5) Liniment Methylsalicylate	30 lbs. per week.

55 average number of indoor-case papers were dispensed during 59-60, as against 48.47 and 51.89 during 57-58, and 58-59 respectively.

### Family Planning Clinic.

35. The Family Planning Clinic has been attached to this hospital since 19th April 1959. Trained Lady Doctors give instructions in spacing of birth on Medical grounds to married women. Contraceptives are also given free or at concessional rate, after demonstrating their use at the clinic. It works all days in the afternoon. Expenses towards the running of the clinic are met from the Government Grant-in-aid. During March 1960, 106 persons attended the clinic and 419 persons were contacted for Family Planning Education.

36. A post of PATIENTS' GUIDE was created during the year under report. The incumbent guides the patients to proper departments, during O.P.D. hours. He also visits in-patients in wards and helps them in their difficulties.

### TOPIWALA NATIONAL MEDICAL COLLEGE

**Affiliation.**—The College has been permanently affiliated to the University of Bombay for teaching the courses of studies leading upto M.B.B.S. and B.Sc. (Medical) degree examinations.

**Admission.**—The number of undergraduate students on the college roll at the close of the year was 317 out of which 109 were Lady students. The number of post-graduate students was 86 including 14 Lady students

The arrangement of sending students to the Lokmanya Tilak Municipal General Hospital for clinical training continued during the year.

**Results of the Examinations.**—Results of the various examinations were as under:—

Examination.	Candidate passed.
M.B.B.S. (April 1959)	36
M.B.B.S. (October 1959)	36
M.D. (April 1959)	...
M.D. (October 1959)	4
M. S. (April 1959)	2
M. S. (October 1959)	1
D. A. (April 1959)	1
D.A. (October 1959)	1
D. V. D. (October 1959)	1

**Annual cost and Revenue.**—The total expenditure of the college amounted to during the year under report Rs. 5,51,440 as against Rs. 5,06,910 during the previous year. The net revenue of the College by way of Tuition Fees Miscellaneous Receipts, etc., amounted to Rs. 1,36,151.00 as against Rs. 1,32,970.00 during the preceding year.

**New Hostel and College Building.**—During the year under report, the college made two land marks in the progress of the institution. A new hostel costing Rs. 12 lakhs (approximately) was completed and occupied from 8th July 1959. The hostel provides accommodation for about 200 male students. The total expenditure incurred for the hostel was Rs. 19,540 while the income was Rs. 28,651.

**Lady Students Hostel.**—Arrangements to accommodate the lady students in the Grant Medical College hostel continued during the year.

The plan for the construction of a combined hostel for the lady students of the Municipal Medical and Dental Colleges at Haji Ali Park is being finalised and it is hoped that the construction work would commence next year.

**Lectures and Seminars.**—During the year, a series of extension lectures, clinics, Pathological conferences, Co-relation Clinics and Clinical meetings were arranged. Departmental Meetings were also held by some of the Departments when members of the staff spoke on different subjects.

**Preceptorship Scheme.**—The scheme of preceptorship which was introduced in 1958 continued during the year and periodical meetings of preceptors were held to consider the assessment of the progress made and to chalk out further programmes.

**Pedagogy Course.**—The article prepared on the basis of the course conducted by the St. Xavier's Institute of Education for the benefit of the members of the teaching staff, was published by the W. H. O. Regional Office for South East Asia during the year.

**Small savings Scheme.**—The Scheme of Small Savings continued during the year and a sum of Rs. 7,050 was collected during the period from April 1959 to March, 1960.

**Library.**—The total number of books added to the library was 615 as against 656 in the preceding year. Out of these 294 were presented to the library.

The College subscribed for 144 periodicals during the year against 135 during the preceding year. 38 periodicals were donated to the library.

The Departmental Libraries for the department of Anatomy Physiology and Biochemistry, Pharmacology and Pharmacy, Pathology and Bacteriology, Cardiology, Radiology, Social and Preventive Medicine and Occupational Therapy and Physiotherapy continued to exist.

The number of books and periodicals issued on the premises to the under-graduates and post-graduate students and the teaching staff of Hospital and College was 18,010 as against 15,457 in the previous year. 2,067 books and periodicals were issued on loan, outside, the library, to the Honorary and Professional Staff and the Resident Medical Officers.

92 periodicals were borrowed on inter-library loan from the various medical and research institutions in the neighbourhood and the Bombay University Library to meet the requirements of the readers.

The system of issuing books and journals to the post-graduates students of the College was continued during the year.

The College library had at the end of the year 6,488 books against 5,875 in the last year and 1,958 bound volumes of periodicals as against 1,737 during the last year.

**Museums.**—Anatomy—Attempts were made to improve the museum on modern lines. The total number of specimens in the department are 500.

**Pathology**—The total number of mounted specimens in the Museum are 750 and 50 old specimens were remounted during the year.

**Photography and Art Section.**—1,391 photographs and micro-photographs, 2,122 lantern slides (including 541 coloured slides) were prepared for different departments of the College and hospital. In addition to this, labels, posters, diagrams, etc., were also prepared.

**Department of Preventive and Social Medicine.**—Professor F.A.E. Crew, W.H.O. Visiting Professor of Preventive and Social Medicine completed his first assignment on 27th June 1959 and returned back on 2nd January 1960 to fulfil his second assignment of about 4 months. Consequent upon his assignment, the department envisaged co-ordination and integration of teaching with rest of the subjects. This is in accordance with the general recommendations made by the University of Bombay on the subject of Preventive and Social Medicine.

The total number of families under the departments' care in the Comprehensive Medical Care Plan was 182. This number included 30 families residing at Gilder Lane Municipal tenements that have enrolled themselves since October 1958. This is essentially a white-collared group and a study of this group is expected to yield different data. The total number of patients on the register was 1,043 and the number of new patients during the year was 366. 151 out-patient clinics were held.

**Naval Medical Unit.**—The Naval Medical Unit of the National Cadet Corps continued to function in the premises of the T. N. M. College till August 1959 when it was shifted to the ground floor of the Hostel building at Haji Ali Park.

The extension of the Hostel building to provide adequate accommodation for the Naval Medical Unit and increased accommodation is expected to be taken up during the following year.

**Co-operative Society.**—The National Consumer's Co-operative Society Ltd., of the staff and students of the college continued to show average progress during the year.

**Gymkhana and Other Activities.**—Independence Day and Republic Day were celebrated on 15th August 1959 and 26th January 1960 respectively when Dr. B. P. Divgi, Chairman of the Standing Committee, Bombay Municipal Corporation, and Dr. S. V. Joglekar, Dean, K. E. M. Hospital unfurled the National Flag. The Annual Picnic of the College was arranged at which was well attended by the staff and students.

The Annual Day was celebrated jointly with the Past Students Society this year on Sunday 24th January 1960 when Shri T. M. Advani Vice Chancellor, was the Chief Guest.

The Past Students Society co-operated with the present students in holding the functions and the former had arranged for a "Boat Cruise" when the staff and students were invited to take part.

**Pavilion.**—Tenders for the work were accepted and the work would start in May/June 1960.

**New College Building.**—The construction of the new building for housing the various departments of the college which was a long felt need, was completed and the same has been started to be occupied from March 1960. The building consists of ground and five upper floors the cost of which including purchase of furniture has come to about 37 lakhs. Provision has been made not only for the clinical departments and their laboratories but also for an enlarged library, some of the clinical Departments, Central Research Laboratory and auditorium for about 700 persons.

**Associate Appointments.**—During the year, the Corporation sanctioned the scheme of associate appointments in certain subjects as an experimental measure to provide definite responsibilities for non-clinical person in the respective clinical fields and vice versa and for active co-ordination and co-operation in the teaching and research works.

**Research.**—The two research enquiries which were sanctioned by the Indian Council of Medical Research continued during the year and terminated on 31st March 1960. The enquiries conducted out of the funds received from Messrs. Sarabhai Chemicals (Pvt.) Ltd., and Unichem Laboratories were also completed during the year.

The research problems carried out in different departments are shown in appendix No. 14.

The National Institute of Health, Bethesda, Maryland, United States approved the award of a Public Health Service Grant of 7738 for investigations and research by Dr. T. P. Bharadwaj, M.D., Ph. D., Assistant Professor of Pathology and Bacteriology in Infantile Cirrhosis of liver.

**Publications.**—Articles published by the members of the staff during the year are shown in appendix No. 15.

**T.N.M. College and B.Y.L.N. Charitable Hospital**  
**LIST OF APPENDICES**

- Appendix No. 1.—Distribution of beds according to classification of departments.
- Appendix No. 2.—Particulars of indoor and outdoor patients treated during the year 1958 and 1959, number of operations, etc.
- Appendix No. 3.—Statement showing the relative cost per in-patient and out-patient per day during the year 1959-60 and previous two years.
- Appendix No. 4.—Statement showing the details of cost per in-patient for the year 1958-59 and previous two years.
- Appendix No. 5.—Statement showing the average cost of every out-patient completely treated during the year in comparison with that of the previous two years.
- Appendix No. 6.—Table showing the number of accident cases treated during the year under report in comparison with that of the previous years.
- Appendix No. 7.—Statement showing the number of donors to the Poor Box Charity Fund of the Hospital for the year 1958-59.
- Appendix No. 8.—Senior Staff of the T. N. M. College and B. Y. L. Nair Ch. Hospital for 1958-59.
- Appendix No. 9.—Summary of in-patients classified according to departments and sex for the period from 1st January 1958 to 31st December 1958.
- Appendix No. 10.—Summary of Out-patients classified according to departments and sex for the year 1958.
- Appendix No. 11.—Statement showing the number of Electro-cardiograms classified according to the clinical conditions for which less were taken in the Nair Hospital and number of Cardiac Catheterization during the year 1958.
- Appendix No. 12.—Statement showing Income and Expenditure (Poor Patients fund).
- Appendix No. 13.—Poor Patient's Fund Statement of Accounts (Balance sheet).
- Appendix No. 14.—Statement of Research Enquiries.
- Appendix No. 15.—List of publications by the staff.
- Appendix No. 16.—Statement showing particulars regarding students.
- Appendix No. 17.—List of items manufactured in the Department of Pharmacy.

APPENDIX No. 1.

The number of beds in the hospital was 336. They were fully occupied during the year under reports. They were distributed as under:—

Department.	Male.	Female.	Children.	Total.
Medical	60	24	..	84
Surgical	62	18	...	80
Ophthalmic	10	6	2	18
Gynaec	...	20	...	20
Skin and V. D.	12	2	2	16
Aural	9	5	2	16
Orthopaedic	11	7	2	20
Obstetric	...	40	...	40
Paediatric	...	...	25	25
Tuberculosis	7	...	...	7
Dental	2	2	...	4
Others	4	2	...	6
<b>Total</b>	<b>177</b>	<b>126</b>	<b>33</b>	<b>336</b>

## APPENDIX No. 2.

Particulars of indoor and outdoor patients treated during the year 1958 and 1959; Number of operations, etc.

Particulars.	FIGURES FOR	
	1959	1958
<b>'A' In-patients.</b>		
(1) Scheduled strength of beds	336	336
(2) Daily average number of in patients	431.07	383.92
(3) Total number of new in-patients treated	19,164	17,474
(4) Average number of days each patient was resident	8.21	8.59
<b>'B' Out-patients.</b>		
(1) Total number of new out-patients	1,22,823	1,14,038
(2) Daily average of new out-patients	394.93	369.05
(3) Total number of out-patient attendance (excluding Casualty cases)	3,18,573	2,85,315
(4) Daily average number of out-patients attendance	1,101.29	980.29
(5) Total number of Casualty patients	23,928	17,594
<b>'C' Operations.</b>		
(1) Total number of Operations on in-patients	6,628	6,183
(2) Total number of Operations on Out-patients	7,260	6,629

## APPENDIX No. 3.

Relative cost per In-patient and Out-patient per day during 1959-60 and Previous two years.

Particulars.	1959-60	1958-59	1957-58.
	Rs. nP.	Rs. nP.	Rs. nP.
In-patient	8.67	7.97	7.15
Out-patient	0.955	0.89	0.85

## APPENDIX No. 4.

Statement showing the details of cost per In-patient per day for 1959-60 and previous two years.

Year.	Diet.	Drugs Dressing, etc.	Stores and Linen.	Heating Lighting and repairs.	Establishment.	Total.
	Rs. nP.	Rs. nP.	Rs. nP.	Rs. nP.	Rs. nP.	Rs. nP.
1959-60	1.21	2.20	0.43	0.2	4.61	8.67
1958-59	1.17	1.92	0.41	0.23	4.24	7.97
1957-58	1.14	2.14	0.45	0.17	3.25	7.15

## APPENDIX No. 5.

Statement showing the Average Cost per Out-patient per day for 1959-60 and the previous two years.

Year.	Drugs Dressing, etc.	Stores and Linen.	Heating Lighting & Repairs.	Establishment.	Total.
	Rs.	Rs.	Rs.	Rs.	Rs.
1959-60	0.43	0.005	0.05	0.47	0.955
1958-59	0.32	0.01	0.05	0.51	0.89
1957-58	0.24	0.01	0.05	0.50	0.80

## APPENDIX No 6

## ACCIDENT CASES.

The following table shows the number of accident cases treated during the year under report in comparison with that of the previous year.

Sex.	Treated in casualty Department.		Admitted through Casualty Department.		
	1959-60.	1958-59.	1959-60.	1958-59.	
Male	15,284	11,620	1,105	1,273	
Female	3,017	2,192	383	386	
Children	Male	3,899	2,628	282	292
	Female	1,728	1,154	176	165
Total	23,928	17,594	1,946	2,116	



## APPENDIX No. 7.

Statement showing the number of donors to Poor Box Charity Fund of B. Y. L. Nair Charitable Hospital during the Year 1959-60.

Serial No.	Date.	Name.	Amount.
			Rs.
1	20-5-1959	The American Women's Club	1,000
2	17-6-1959	Messrs. The Associated Cement Company	500
3	3-8-1959	J. A. Wadia Trust	500
4	12-8-1959	Shri S. A. Hatteea	500
5	29-1-1960	Messrs. Kaloomal Shaninal	1,000

## APPENDIX No. 8.

SENIOR STAFF OF THE T. N. M. COLLEGE AND B. Y. L. NAIR CHARITABLE HOSPITAL FOR 1959-60.

**Dean**

L. Monteiro, M.D.

**Assistant Dean**

B. V. X. Almeida, M.B.B.S. (New post created and appointed from 1st December 1959).

**Assistant Medical Officers**

V. B. X. Almeida, M.B.B.S. (Upto 30th November 1959).

J. B. Barfiwala, M.B.B.S.; D.G.O.

**Department of Anatomy**

E. J. deSouza, M.S. (Professor).

M. B. Kher, M.B.B.S., M.Sc., (Medical)—Assistant Professor.

M. M. Tegghalli, M.B.B.S., B.Sc., (Medical)—Lecturer.

S. R. Nair, B.Sc., M.B.B.S., F.C.P.S.—Honorary Lecturer in Embryology (Continued for 2 years from 4th January 1959 after superannuation),

**Department of Physiology**

T. H. Rindani, M.D., F.A.Sc. (Professor).

I. K. Ramchandani, M.D. (Assistant Professor).

S. N. Narayanrao, M.Sc., Assistant Professor of Biophysics and Biochemistry.

J. V. Bhatt, M.B.B.S., M.D. (Lecturer.)

S. H. Kamath, M.Sc., Ph.D. (Lecturer) (Resigned from 24th December 1959).

K. G. Tanksale, M.Sc. (Hons.) (Lecturer) (Appointed from 16th March 1960).

**Department of Pharmacology and Materia Medica**

W. B. Bhawe, M.B.B.S., Ph.D.—Professor.

M. S. Kekre, M.B.B.S., M.Sc., (Medical)—Assistant Professor.

D. R. Kulkarni, M.B.B.S. (Lecturer).

**Department of Pathology and Bacteriology**

K. Raman, M.D. (Professor)

T. P. Bharadwaj, M.D., Ph.D.—Assistant Professor (On Study Leave upto 3-rd August 1959 Resumed duties from 4th August 1959).

P. M. Chaphekar, M.D. (Assistant Professor (On study leave from 15th November 1959).

Smt. J. P. Iyengar, M.D., Ag. Assistant Professor (Appointed from 16th November 1959 vice Dr. Chaphekar proceeded on leave abroad).

L. G. Marquis, M.B.B.S. (Lecturer) (Resigned from 1st September 1959).

J. C. A. DaCosta, M.B.B.S.—Ag. Lecturer—(Resigned from 8th October 1959).

M. A. Nurbhai, M.B.B.S. (Lecturer) (Appointed from 2nd January 1960).

D. U. Antani, M.B.B.S. (Ag. Lecturer) (Appointed from 2nd January 1960).

**Department of Preventive and Social Medicine**

F. A. E. Crew, M.D., F.R.S. (W. H. O. Visiting Professor) (Relieved from the first assignment from 27th June 1959 and joined again from 2nd January 1960).

V. N. Panse, M.D., M.P.H. (Professor) (Appointed from 19th October 1959) (Assistant Professor upto 18th October 1959).

Smt. Saroj Nair, M.B.B.S., D.P.H. (Lecturer).

D. V. Parulekar, M.B.B.S., D.C.H., M.P.H. (Lecturer in Public Health (Part-time)).

**Department of Medicine**

- D. D. Bamji, M.D., F.C.P.S. (*Honorary Physician and Lecturer in Medicine.*)  
 V. V. Shah, M.D., M.R.C.P., M.R.C.P.E. F.C.C.P. (*Honorary Physician and Lecturer in Medicine.*)  
 S. C. Sheth, M.D. (*Honorary Physician and Lecturer in Medicine.*)  
 L. R. Patel, M.D., M.R.C.P., F.C.P.S. (*Honorary Physician and Lecturer in Medicine.*)  
 G. J. Kothari, M.D. (*Honorary Assistant Physician and Assistant Lecturer in Medicine.*)  
 N. M. Shah, M.D., M.R.C.P. Do. do.  
 F. P. Antia, B.Sc., M.D., M.R.C.P., M.S. Do. do.  
 N. M. Desai, M.D., F.C.P.S., F.R.F.P.S., D.T.M. and H. Do. do.  
 N. C. Amin, M.D., D.C.H. Do. do. (Designation changed from 30th September 1959).  
 P. M. Dalal, M.D. *Tutor (whole-time).*  
 R. Chhabra, M.R.C.P. (*Honorary Assistant Physician and Assistant Lecturer in Medicine* (Appointed from 20th June 1959).  
 A. DeSouza Lawrence, M.D., M.R.C.P. Do. do. (Appointed from 20th June 1959).

**Department of Surgery**

- V. K. Desai, M.B.B.S., L.R.C.P., M.R.C.S., F.R.C.S. (*Honorary Surgeon and Lecturer in Surgery.*)  
 M. K. Vora, M.S. (*Honorary Surgeon and Lecturer in Surgery.*)  
 K. N. Dastur, B.Sc., M.S., F.R.C.S. Do. do.  
 J. S. Shah, M.S. (*Ag. Honorary Surgeon and Lecturer in Surgery*) Till 23rd September 1959.  
 V. G. Daftary, M.S. (*Honorary Surgeon and Lecturer in Surgery* (Resumed duties from 24th September 1959).  
 J. S. Shah, M.S. (*Honorary Assistant Surgeon and Assistant Lecturer in Surgery* (From 24th September 1959 onwards).  
 K. A. Dalal, M.B.B.S., F.R.C.S. Do. do.  
 F. P. Soonawala, M.S., F.R.C.S. Do. do.  
 K. C. Mehta, M.S. Do. do.  
 S. M. Mahajaxmiwala, M.S. Do. (Designation changed from 30th September 1959 and proceeded on study leave abroad from 1st August 1959).  
 B. R. Kalke, M.S., F.C.P.S. *Tutor (whole-time).*  
 B. J. Damany, M.S. (*Honorary Assistant Surgeon and Assistant Lecturer in Surgery* (Proceeded on study leave abroad from 10th June 1959).  
 R. L. Shah, M.S., F.R.C.S. Do. do. (Appointed from 20th June 1959).  
 R. J. Jagose, M.B.B.S., F.R.C.S. Do. Do. (Appointed from 29th June 1959) in place of Dr. Damany proceeded on study leave.  
 K. K. S. Goleria, M.B.B.S., F.R.C.S., D.O.R.L., D.L.O. *Clinical Assistant in Surgery* (Appointed from 20th June 1959 and worked till 23rd September 1959 (Appointed as *Honorary Asstt. Surgeon and Lecturer in Surgery* from 24th September 1959).

**Department of Padiatrics**

- Shantilal C. Sheth, M.D., M.R.C.P., D.C.H., F.C.P.S., F.C.C.P. (*Honorary Padiatrician and Lecturer in Padiatrics.*)  
 N. S. Tibrewala, M.D., D.C.H., D. Ped. (*Honorary Assistant Padiatrician and Lecturer in Padiatrics.*)  
 U. R. Warekar, M.D. (*Honorary Assistant Padiatrician (O.P.D.).*)

**Department of Tuberculosis.**

- R. M. Patel, M.D., T.D.D., Honorary Physician (Tuberculosis) and Lecturer in Tuberculosis.  
 Smt. Sundri Mirchandani, M.B.B.S., D.T.D., Honorary Assistant Physician (Tuberculosis) and Assistant Lecturer in Tuberculosis.

**Department of Orthopedics.**

- M. V. Sant, M.S., Honorary Orthopedic Surgeon and Lecturer in Orthopedic Surgery.  
 R. M. Gaitonde, M.S., F.R.C.S., Honorary Assistant Orthopedic Surgeon and Assistant Lecturer in Orthopedic Surgery.

**Department of Otorhinolaryngology.**

- L. H. Hiranandani, M.B.B.S., D.L.O., F.R.C.S., F.C.P.S., Honorary Otorhinolaryngologist and Lecturer in Otorhinolaryngology;  
 O. Chandra, M.S., D.L.O., Honorary Assistant Otorhinolaryngologist and Asstt. Lecturer in Otorhinolaryngology.

**Department of Obstetrics and Gynaecology.**

- K. C. Shah, M.B.B.S., M.R.C.O.G., D.C.H., R.C.P., & S., L.M., Honorary Obstetrician & Gynaecologist and Lecturer in Obstetrics & Gynaecology (Stopped attending from 7-3-60 as per M.C.'s orders).  
 S. N. Garde, M.D., M.R.C.O.G., F.R.C.O.G., Honorary Obstetrician & Gynaecologist and Lecturer in Obstetrics & Gynaecology.  
 N. V. Mody, M.D., M.R.C.O.G., F.R.C.S., Honorary Assistant Obstetrician & Gynaecologist and Asstt. Lecturer in Obstetrics & Gynaecology (Stopped attending from 15-2-60 as per M.C.'s orders).  
 S. S. Thakur, M.D., D.G.O., Honorary Assistant Obstetrician & Gynaecologist and Asstt. Lecturer in Obstetrics & Gynaecology.  
 Smt. Sharad Nanavati, M.D., Honorary Medical Officer, (Ante-Natal Department).  
 Smt. R. N. Merchant, M.D., D.G.O., Honorary Assistant Medical Officer (Ante-natal Department).

**Department of Ophthalmology.**

A. M. Gokhale, M.B.B.S., D.O., D.O.M.S., Honorary Ophthalmic Surgeon and Lecturer in Ophthalmology.  
 R. Abreu, M.B.B.S., D.O., D.O.M.S., Honorary Assistant Ophthalmic Surgeon and Asstt. Lecturer in Ophthalmology.  
 P. A. Dikshit, M.B.B.S., D.O.M.S., M.S., Refractionist (proceeded on study leave abroad from 28-1-1959).  
 S. M. Sathe, M.B.B.S., D.O.M.S., M.S., Ag. Refractionist (Resigned from 26-8-1959).  
 H. K. Dordi, D.O.M.S., M.S., Ag. Refractionist (Appointed from 27-8-1959).

**Department of Radiology.**

G. H. Nerurkar, M.B.B.S., D.M.R.E., Honorary Radiologist & Lecturer in Radiology.  
 C. T. Desai, M.B.B.S., D.T.M., D.M.R.E., Honorary Assistant Radiologist & Asstt. Lecturer in Radiology.  
 S. G. Daftary, D.M.R., D. Honorary Assistant Radiologist & Asstt. Lecturer in Radiology.

**Department of Anaesthesiology.**

J. H. Mehta, M.B.B.S., D.A., Honorary Anaesthesiologist and Lecturer in Anaesthesiology.  
 D. H. Mulla, M.B.B.S., D.A., Honorary Assistant Anaesthesiologist and Asstt. Lecturer in Anaesthesiology.

**Department of Dermatology & Venereology.**

H. A. Choksey, M.B.B.S., M.R.C.P., F.C.P.S., Honorary Dermatologist and Venereologist and Lecturer in Dermatology & Venereology (Retired from 15-3-1960).  
 T. K. Mehta, M.B.B.S., D.V.D., F.C.P.S., Do. (Appointed from 16-3-1960) Honorary Asstt. Dermatologist & Venereologist & Asstt. Lecturer in Dermatology & Venereology (Upto 15-3-1960).

**Department of Jurisprudence & Toxicology.**

F. Noronha, M.B.B.S., D.P.H., L.R.C.P., M.R.C.P., Honorary Lecturer in Medical Jurisprudence.

**Department of Psychiatry.**

N. J. Kothari, M.D., D.P.M., Honorary Psychiatrist & Lecturer in Psychiatry (Proceeded on study leave abroad from 1-6-1959).  
 S. M. Lulla, M.D., D.P.M., Ag. Do. (Appointed from 1-6-1959) Hon. Assist. Psychiatrist & Asstt. Lecturer in Psychiatry (Upto 31-5-59).

**Department of Dentistry.**

M. S. N. Ginwala, D.D.S., M.S., L.D.Sc., F.I.C.D., Honorary Dental Surgeon and Lecturer in Dentistry.

## APPENDIX IX.

Summary of In-patients classified according to Department and Sex for the period from 1-1-1959 to 31-12-1959.

Department.	Sex.	In the Hospital on Mid-night of 31-12-58.	Admitted during 1959.	Total.	Discharges during 1959.	Deaths.	In the Hospital on Mid-night on 21-12-59.
Medical	Male	91	2,967	3,058	2,639	349	70
	Female	47	1,263	1,310	1,106	163	41
	Total	138	4,230	4,368	3,745	512	111
Surgical	Male	73	3,344	3,417	3,221	127	69
	Female	23	863	886	815	56	15
	Children—						
	Male	2	305	307	293	9	5
	Female	1	164	165	146	14	5
Total		99	4,676	4,775	4,475	206	94
Ophthalmic	Male	8	293	301	288	2	11
	Female	6	188	194	185	1	8
	Children—						
	Male	2	32	34	32	...	2
	Female	...	26	26	25	...	1
Total		16	539	555	530	3	22
Gynaecologic	Female	16	512	528	504	9	15
	Children—						
	Female	...	...	...	...	...	...
Total		16	512	528	504	9	15
Skin	Male	8	132	140	133	2	5
	Female	1	27	28	27	...	1
	Children—						
	Male	1	22	23	21	...	2
	Female	...	13	13	12	...	1
Total		10	194	204	193	2	9
Aural	Male	13	674	687	657	13	17
	Female	2	427	429	424	1	4
	Children—						
	Male	...	259	259	256	1	2
	Female	1	244	245	244	...	1
Total		16	1,604	1,620	1,581	15	24
Orthopaedic	Male	21	467	488	450	28	10
	Female	8	191	199	177	10	12
	Children—						
	Male	3	81	84	81	...	3
	Female	...	53	53	51	1	1
Total		32	792	824	759	39	26
Paediatric	Male	20	1,298	1,318	1,054	242	22
	Female	14	939	953	727	216	10
	Total		34	2,237	2,271	1,781	458
Maternity	Female	49	3,841	3,890	3,833	16	41
	Total		49	3,841	3,890	3,833	16
Tuberculosis	Male	7	254	261	228	27	6
	Female	...	2	2	2	...	...
	Total		7	256	263	230	27
Psychiatric	Male	...	..	..	...	...	...
	Female	...	..	..	...	...	...
	Children—						
	Male	...	...	...	...	...	...
	Female	...	...	...	...	...	...
Total		...	...	...	...	...	...

Department.	Sex.	In the Hospital on Mid-night of 31-12-58.	Admitted during 1959.	Total.	Discharges during 1959.	Deaths.	In the Hospital on Mid-night on 31-12-59.
Cardiology	Male	...	17	17	14	1	2
	Female	...	11	11	9	1	1
	Children—						
	Male	...	4	4	4	...	...
	Female	...	...	...	...	...	...
	Total	...	32	32	27	2	3
Gastro-Enterology	Male	4	175	179	173	4	2
	Female	...	50	51	48	...	3
	Children—						
	Male	...	...	...	...	...	...
	Female	...	...	...	...	...	...
	Total	5	225	230	221	4	5
Dental	Male	...	15	15	13	1	1
	Female	...	6	6	6	...	...
	Children—						
	Male	...	4	4	4	...	...
	Female	...	1	2	2	...	...
	Total	1	26	27	25	1	1
Grand Total		423	19,164	19,587	17,904	1,294	389

*Summary of In-patients according to caste and Sex for the period from 1-1-1959 to 31-12-1959.*

Caste.	Male.	Female.	Children Male.	Children Female.	Total.	Deaths.
Hindus	5,849	5,568	1,490	1,073	13,980	925
Muslims	1,696	1,019	341	223	3,279	218
Christians	668	754	160	138	1,720	120
Others	125	40	10	10	185	31
<b>Total</b>	<b>8,338</b>	<b>7,381</b>	<b>2,001</b>	<b>1,444</b>	<b>19,164</b>	<b>1,294</b>

**APPENDIX 10.**

*Summary of Out-patients (New) according to caste and sex for the period from 1-1-59 to 31-12-59.*

Caste.	Male.	Female.	Children Male.	Children Female.	Total.
Hindus	42,086	22,189	10,994	7,889	83,138
Muslims	13,687	5,986	4,053	2,828	26,554
Christians	5,765	3,348	1,391	1,114	11,618
Others	937	359	104	93	1,493
<b>Total</b>	<b>62,475</b>	<b>31,882</b>	<b>16,542</b>	<b>11,924</b>	<b>1,22,823</b>

*Summary of Out-patients (Old) according to caste and sex for the period from 1-1-59 to 31-12-59.*

Caste.	Male.	Female.	Children Male.	Children Female.	Total.
Hindus	62,984	53,845	22,511	18,599	1,57,939
Muslims	20,300	15,371	6,650	5,385	47,706
Christians	5,365	4,642	1,913	1,700	13,620
Others	237	116	38	22	413
<b>Total</b>	<b>88,886</b>	<b>73,974</b>	<b>31,112</b>	<b>25,706</b>	<b>2,19,678</b>

*Summary of Out-patients (New and Old) according to caste and sex from 1-1-59 to 31-12-59.*

Caste.	Male.	Female.	Children Male.	Children Female.	Total.
Hindus	1,05,570	76,034	33,305	26,488	2,41,097
Muslims	33,987	21,357	10,703	8,213	74,260
Christians	11,130	7,990	3,304	2,814	25,238
Others	1,174	475	142	115	1,906
<b>Total</b>	<b>1,51,361</b>	<b>1,05,856</b>	<b>47,654</b>	<b>37,630</b>	<b>3,42,501</b>

## Summary of out-patients classified according to Departments and sex for the year 1959.

Department.	Sex.	O. P. D. New cases.	Casualty cases.	O. P. D. Old cases.	Total Attendance.
Medical	Male	21,740	900	33,891	56,531
	Female	10,180	116	22,363	32,659
	Total	31,920	1,016	56,254	89,190
Surgical	Male	10,423	1,1807	31,889	54,119
	Female	2,769	2,322	7,875	12,966
	Children Male	1,121	3,319	3,832	8,272
	Children Female	594	1,382	2,576	4,552
Total	14,907	18,830	46,172	79,909	
Ophthalmic	Male	4,519	763	5,063	10,345
	Female	2,214	13	2,586	4,813
	Children Male	424	15	561	1,000
	Children Female	427	9	539	975
Total	7,584	800	8,749	17,133	
Gynaec	Female	4,916	7	13,377	18,300
	Children Female	1	1	...	2
	Total	4,917	8	13,377	18,302
Skin	Male	3,626	931	3,601	81,58
	Female	1,052	327	1,162	2,541
	Children Male	977	233	668	1,878
	Children Female	739	154	588	1,481
Total	6,394	1,645	6,019	14,058	
Aural	Male	4,720	41	4,338	9,099
	Female	2,540	14	3,524	6,078
	Children Male	1,490	43	1,608	3,141
	Children Female	1,430	38	1,659	3,127
Total	10,180	136	11,129	21,445	
Orthopaedic	Male	970	842	4,777	6,589
	Female	504	194	1,579	2,277
	Children Male	234	192	1,063	1,489
	Children Female	178	77	751	1,066
Total	1,886	1,305	8,170	11,361	
Paediatric	Male	8,281	97	19,972	28,350
	Female	6,706	67	15,977	22,750
	Total	14,987	164	35,949	51,100
Ante-Natal	Female	3,750	24	12,035	15,809
	Total	3,750	24	12,035	15,809
Post-Natal	Female	441	...	4,228	4,669
	Total	441	...	4,228	4,669
Tuberculosis	Male	463	...	1,885	2,348
	Female	87	...	9	96
	Total	550	..	1,894	2,444
Psychiatric	Male	208	..	806	1,014
	Female	118	..	612	730
	Children Male	18	..	5	23
	Children Female	11	..	1	12
Total	355	..	1,424	1,779	
Cardiology	Male	295	..	378	673
	Female	115	..	212	327
	Children Male	12	..	..	12
	Children Female	16	..	..	16
Total	438	..	590	1,028	

Department.	Sex.	O. P. D. New cases.	Casualty cases	O. P. D. Old cases	Total Attendance
Gastro-Entereology	Male	173	...	1,047	1,220
	Female	47	...	59	106
	Children Male	1	...	...	1
	Children Female	...	...	...	...
	Total	221	...	1,106	1,327
Preventive and Social Medicine	Male	54	...	1,211	1,265
	Female	132	...	4,353	4,485
	Children Male	85	...	3,403	3,488
	Children Female	94	...	3,615	3,709
	Total	665	...	12,582	12,947
Grand Total ..	-	99,895	23,928	2,19,678	3,42,501

## APPENDIX No. 11.

1. Total No. of Electro cardiograms taken 2,790
2. No of Cardiac Catheterizations 45
3. No of Cardiac Operations 29
4. Total No. of new patients attended Cardiac O.P.D. (Apart from old patients attending for follow up) 453

**Papers published already**

1. Isolated Pulmonary Stenosis
2. E. C. G. Changes in valvular lesions of heart.
3. E. C. G. changes in Hypertension.
4. Recent advances in Electro cardiography.

**Paper to be published**

1. Drug trials of Rautrax and Warfarin in hypertension and Coronary artery diseases respectively
2. Marfan's syndrome.
3. Pethidine-its evaluation in coronary thrombosis.
4. Cardiomyopathies.

**Experimental Surgery**

1. Experimental surgery by cardio-respiratory by pass with the use of Indian made Heart-Lung machine.
2. Preservation and experimental studies with aortic grafts.
3. Experiments on induced cardiac arrest.



List of Electro cardiograms taken in this department during the year 1959-60. The E. C. G.s are listed according to clinical diagnosis.

1. Acute Nephritis	..	13
2. Anaemia	..	17
3. Angina Pectoris	..	104
4. Aortic Disease	..	56
5. A. S. D.	...	15
6. Asymptomatic	...	7
7. Auricular fibrillation	...	63
8. Bronchial Asthama	...	10
9. Bronchitis	...	5
10. Congenital Heart disease	...	29
11. Congestive cardiac failure	...	270
12. Corpulmonale	...	125
13. Coronary Thrombosis	...	407
14. Cardiac Aneurysm	...	2
15. Cardiac Asthama	...	5
16. Cirrhosis of liver	...	1
17. Dextrocardia	...	10
18. Diabetes	...	10
19. Dyspnoes	...	110
20. Endocarditis	...	5
21. Enlarged prostate	...	20
22. Extracardiac Pain	...	2
23. Extrasystoles	...	20
24. Fallot's Tetralogy	...	10
25. Heart Block	...	10
26. Hemiplegia	...	21
27. Hypertension	...	192
28. Hyperthyroidism	...	4
29. Jaundice	...	1
30. Mitral Disease	...	313
31. Miscellaneous	...	349
32. Myocarditis	...	6
33. Pain in precordium	...	364
34. Palpitation	...	25
35. Pneumonia	...	3
36. Peptic ulcer	...	6
37. Pericarditis	...	25
38. Pericardial effusion	...	25
39. Pulmonary Stenosis	...	17
40. Rheumatic Arthritis	...	15
41. Rheumatic Heart Disease	...	50
42. Systolic murmur, at pulmonary area	...	5
43. Tachycardia	...	26
44. Taboparesis	...	1
45. Toxemia	...	2
46. Uremia	...	1
47. V. S. D.	...	13
Total	..	2,790

#### APPENDIX No. 14.

##### (Research Enquiries).

The following problems were undertaken in the various Departments as shown below:—

##### Physiology Department

- (1) Hormones/ions relationship on their effects on Heart.
- (2) Participation of parathyroids in Streets (Under the grant from the Indian Council of Medical Research)
- (3) Metabolic studies during surgical convalescence.
- (4) Studies in Inflammation.
- (5) Enquiry into the actions of 'Ledercort'. (clinical trials) (Grant-in-aid from Messrs. Lederle Laboratories) in collaboration with Dr. F. P. Antia.
- (6) Studies in Endocrinal Inter-relationships.
- (7) Influence of steroid Hormones on Proteolysis during tissue autolysis.

##### Pathology Department

- (1) Experimental Production of hepatic cirrhosis in albino rats and study of the effects of Liv. 52 (an indigenous drug) on its production.
- (2) Clinical Patterns of Diarrhoeas and Dysenteries in Bombay.

## APPENDIX 14—Contd.

## Anatomy Department

- (1) Cytochemical localization of succinic Dehydrogenase in human Leucocytes in Leukaemia and Leukemoid conditions.
- (2) Histological studies on Human Bronchi Sections at different sites in the bronchial tree.
- (3) Experiences with P. A. S. Staining.
- (4) Survey of tissues stained with Gomori's Aldehyde Fuchsin for Elastic tissue.
- (5) Elastic tissue staining of tissues in elastic tissue disorders.
- (6) Experiences with Feulgen staining in oral smears for sex chromatin.
- (7) Histochemical evaluation of some collagen disorders.
- (8) Histochemical studies on the rat liver in diet deficiencies.
- (9) Studies in Endocrinal Interrelationships.
- (10) Method for demonstration of S. D. Activity in Tissue Culture.
- (11) Evaluation of elastic tissue staining in the whole of the circulatory system.

## Pharmacology Department

- (1) Blood levels of histamine in the normal humans and in patients of coronary artery disease.
- (2) Effect of some ions on the secretion of parathyroid gland in dog.
- (3) Plasma protein patterns in 50 normal humans and (4) in 29 established cases of cirrhosis of the liver.

## Medical Departments

- (1) Effect of the study of the liver in cirrhosis before and after ligation of splenic artery (I.C.M.R. Enquiry)

## APPENDIX No. 15.

## (LIST OF PUBLICATIONS BY THE STAFF).

## Physiology Department

- (1) Effect of some Hormones on the action of Ions on Isolated Heart, First Asia and Oceania Regional Congress of Endocrinology, Nov. 59 by Dr. T. H. Rindani and Shri N. M. Chavan.
- (2) Parathyroid Activation in Surgical Stress in Man, First Asia and Oceania Regional Congress by Drs. T. H. Rindani and B. D. Punekar.
- (3) Influence of steroid Hormones on Proteolysis during tissue autolysis, First Asia and Oceania Regional Congress of Endocrinology, Japan by Shri S. N. Narayanrao.

## Anatomy Department

- (1) A method for the cytochemical demonstration of Succinic Dehydrogenase in Human Leucocytes, *Jl. of Histo-Chemistry and Cytochemistry*, U. S. A. March 1959.
- (2) Possibilities with the use of the Cytochemical Localisation of Succinic Dehydrogenase in Leucocytes as an index of activity—Paper read before the Inaugural Session of the Indian Society of Hematologists—by Drs E. J. deSouza, S. N. Kohare and M. B. Kher. (In Press)
- (3) Studies in Endocrinal inter-relationship using a Histochemical Method for the evaluation of Succinic Dehydrogenase Activity as an index—Presented at the symposium by National Institute of Sciences, New Delhi.

## Department of Medicine.

- (1) Cephalic Tetanus, *Current Medical Practice*, Vol. 4, No. 1, 1960 by Drs. L. R. Patel, N. C. Amin and F. C. Maniyar.
- (2) Clinical Trials with Reverin, *Current Medical Practice*, Vol. 4, No. 3, 1960 by Dr. L. R. Patel, N. C. Amin and F. C. Maniyar.
- (3) "Sirge Weber's Diseases," *Current Medical Practice*, Dec. 55.
- (4) "Leptospirosis in Bombay," *Ind. Jl. of Med. Sciences*, Bombay, April 1960.
- (5) "Morfan's Syndrome"—Paper read at all India Cardiology Society, New Delhi, Jan. 60.

## Department of Pediatrics.

- (1) Therapy of Liver Damage with Liv. 52—Clinical and Experimental Studies by Drs. S. C. Sheth, N. S. Tibrewala, U. R. Warkerkar and V. S. Karande.
- (2) Observations on Hypertension in Children by Dr. S. C. Sheth.
- (3) Management of Acute Dehydration.
- (4) Hydatid cysts of Liver in Children by Drs. S. C. Sheth, N. S. Tibrewala, U. R. Warkerkar, P. K. Naik.
- (5) Pediatric Education—Undergraduate and Postgraduate by Dr. S. C. Sheth.
- (6) Encephalitis by Dr. S. C. Sheth.
- (7) Balsamedendron Mukul compound in Respiratory disorders by Drs. S. C. Sheth, N. S. Tibrewala, U. R. Warkerkar, V. S. Karande.

## APPENDIX No. 17.

## Pharmacy Department

The following injectibles and other pharmaceutical preparations were manufactured in this department during the year 1959-60.

1.	5 per cent. Dextrose 500 ml. in transfusion bottle	19,795	Bots.
2.	5 per cent. Dextrose in Normal Saline 500 ml.	12,525	Bots.
3.	Normal Saline 500 ml.	1,530	Bots.
4.	Sodium Sulphate 500 ml.	75	Bots.
5.	2.5 per cent. Dextrose in 0.45 per cent. Sodium Chloride 250 ml.	3,378	Bots.
6.	A. C. D. for Blood 100 ml.	2,012	Bots.
7.	50 per cent. Dextrose 500 ml.	10	Bots.
8.	50 per cent. Dextrose 200 ml.	647	Bots.
9.	2.5 per cent. Potassium Chloride in 25 per cent. Dextrose 500 ml.	30	Bots.
10.	2 per cent. Sodium Bicarbonate 250 ml.	10	Bots.
11.	Ringer Solution. 500 ml.	10	Bots.
12.	Normal Saline 50 ml. in vial.	6,683	Vials.
13.	50 per cent. Dextrose 50 ml. in vials.	2,082	Vials.
14.	25 per cent. Dextrose 100 ml. in vials.	2,208	Vials.
15.	Sodium Citrate 50 ml. (Anti Coagulant) in vial	2,098	Vials.
16.	Novocaine 2 per cent. 20 ml. in vial	4,822	Vials.
17.	Novocaine 1 per cent. 20 ml. in vial	3,152	Vials.
18.	Novocaine 2 at 60 ml. in vial	108	Vials.
19.	Novocaine 1 per cent. 60 ml. in vial	139	Vials.
20.	Novocaine 1/2 per cent. 30 ml. in vial	298	Vials.
21.	Distilled Water 100 ml. in vial	589	Vials.
22.	Pontocaine 2 per cent. 100 ml. in vial	78	Vials.
23.	Pontocaine 1 per cent. 100 ml. in vial	76	Vials.
24.	Sodium Iodide 12.5 per cent. 100 ml. in vial	48	Vials.
25.	Sodium Iodide 12.5 per cent. 50 ml. in vial	12	Vials.
26.	Proflavin 50 ml. in vial	10	Vials.
27.	Methylene Blue 2.5 per cent. 50 ml. in vial	4	Vials.
28.	5 per cent. Sodium Thio Sulphate 10 ml. in vial	2	Vials.
29.	10 per cent. Sodium Salicylate 50 ml. in vial	6	Vials.
30.	1 per cent. Eserine Salicylate 100 ml. in vial	2	Vials.
31.	50 per cent. Sucrose 50 ml. in vial	10	Vials.
32.	5 per cent. Phenol in Arachis Oil 25 ml. in vial	4	Vials.
33.	2 per cent. Tannic Acid 5 ml. in vial	9	Vials.
34.	Prof. lavin Eye Drops	42	Litres.
35.	Zinc Boric Eye Drops	27.5	Litres.
36.	Argyrol Eye Drops	16	Litres.
37.	Sodium Sulphacetamide Eye Drops	4	Litres.
38.	Eye Solution	8.5	Litres.
39.	2 per cent. Gold Chloride 1 ml.	25	Ampoules.
40.	1.4 per cent. Sodium Bicarbonate 20 ml.	5	Ampoules.
41.	2 per cent. Sodium Chloride 2 ml.	25	Ampoules.
42.	Penicilline Ointment	3	Ounces.

Summary:	Transfusion Bottles	40,022	Nos.
	Vials	22,440	Nos.
	Bulk (Solution)	98	Litres.
	Ampoules	55	Ampoules.
	Bulk (Solid)	3	Ounces.

# THE NAIR HOSPITAL DENTAL COLLEGE

Dr. H. D. Merchant, D.M.D., F.I.C.D., was the Ag. Dean of this College throughout the year.

The College conducts a four years' course in Dentistry. Formerly on the passing of Final Examination the College Dental Board used to award the Diploma of L.D.Sc. (Bombay). Since June 1954, the College is affiliated to the Bombay University for B.D.S. Degree in Dentistry and the Diploma Course has been abolished.

The admission standard for the students is Inter Science (B-Group) Examination of the Bombay University or an examination equivalent to it. The College Diploma and B.D.S. Degree are recognised by the Government of Bombay, the Government of India, the Dental Colleges in U. S. A., the Royal College of Surgeons, United Kingdom and other Foreign Universities. This College is recognised as Training Centre in India to train candidates for L.D.S., R.C.S. (Eng.) Examination and Fellowship in Dentistry Examination of the Royal College of Surgeons, England and Edinburgh. The Licentiates of the College are eligible to appear for the L.D.S. Examination of the Royal College of Surgeons, England and Edinburgh, after putting in only 9 months' practice in any recognised Dental Hospital in England. They are also eligible for permanent commission in the Indian Army, Navy and Air Dental Corps. L.D.Sc., is recognised for Post-graduate qualification of F.D.S., R.C.S. Examination, Diploma of U.K. and graduate qualification—M.S. or M.Sc., D.D.S. and Ph. D. of U.S.A.

During the year under report 44 students including 8 ladies have passed the B. D. S. Degree.

All types of Dental treatment such as Silver, Gold and Cement Fillings, Artificial Sets of Teeth, Regulation of Teeth of Children, Pyorrhoea treatment, Extraction, Surgical operation, etc., were done by charging fees as laid down by the Corporation. Recently Speech Therapy Department has been started where patients are taught to articulate correctly. Correction of all types of Speech Defects is undertaken. The College has an Academic Council to look after the academic affairs of the College. There is an Advisory Dental Board which advises the Dean and the Municipal Commissioner in the policy to be followed by the College and in matters of administration referred to them.

The College has in its new building, 76 Dental Chairs, 52 Dental Units, 2 Dental X-Ray Machines and other equipment to give Dental Treatment on most modern lines.

During the year under report, the following prominent persons visited the College.

Prof. G. L. Roberts, Director of Dental Studies, School of Dental Surgery, University of Sheffield.

The College Students' Annual Social Gathering was held at Jai Hind College Hall. It was presided over by Prof. G.D. Parikh, Rector of Bombay University. The Annual Sports were held at Dr. N. A. Purandare Stadium and prizes were distributed to the winners by Shri J. K. Daruvala, Dy. Municipal Commissioner (General).

The College is also conducting Research in Dentistry under the supervision of Dr. Fali S. Mehta, L.D.Sc. D.M.D., F.I.C.D. Under the Gibbs Research Project a substantial grant has been given during the year for Research Work.

The College has also organised M.D.S. (Post-Graduate) Courses in Dentistry from June 1959.

## Students on the Roll.

Class	Males.	Females.	Total.
First B. D. S	54	8	62
Second B. D. S.	46	5	51
Third B. D. S	66	5	71
Final B. D. S.	30	5	35
Condensed B. D. S.	5	...	5
M. D. S. Junior Year	23	...	23
Total ...	224	23	247

## Resume of Work Done in the Clinics

The total number of patients treated during the year under report was 77,390 (both in the Morning and Evening Clinics) which included males 43,042, females 19,768 and children 14,580. Details of work done, operations performed, etc., are given in Appendices 'A.'

During the year under report a total revenue of Rs. 1,16,245.56 was collected by way of fees from students and patients as against Rs 1,02,727.00 during the preceding year. The total expenditure incurred came to Rs. 3,2,1950.30 against Rs 2,59,850.00 during the preceding year.

## Poor Box Fund

During the year under report 231 sets of upper and lower Artificial Teeth, 143 Partial Sets of Teeth, 70 Repair of Sets of Teeth, 4,131 X-Rays were given free to poor deserving patients from the Fund. The total amount in the Fund was Rs 3,615.85 at the close of the year,

## Appendix 'A'

Full Denture Sets	...	534
Partial Sets	...	441
Repairs of Sets	...	189
Gold Bridge and Inlays	...	38
Silver Fillings	...	5,272
Porcelain Fillings	...	604
Prophylaxis and Pyorrhoea Treatment	...	9,122
Dental X-Rays	...	4,131
Extractions under Local Anaesthesia	...	24,930
Surgical Extraction of root	...	239
Extractions under General Anaesthesia	...	3,577
Abscess Treatment	...	72
Alveolectomy	...	119
Surgical removal of impacted teeth	...	59
Orthodontia Treatment (Regulation of teeth of Children)	...	3,510

## List of Operations Performed During the year 1—

(1) Open reduction	...	4	Nos.
(2) Cal-Wel-Luc.	...	1	No.
(3) Excision of Cyst	...	7	Nos.
(4) Condylectomy	...	3	Nos.
(5) Tongue Tie	...	1	No.
(6) Osteoectomy	...	2	Nos.
(7) Ear Repair	...	1	No.
(8) Ear Repair c skin grafting	...	1	No.
(9) Both ear repaired	...	1	No.
(10) Skin grafting	...	1	No.
(11) Sand paper surgery	...	1	No.
(12) Neurectomy	...	5	Nos.
(13) Fr. Zygoma	...	1	No.
(14) Reconstruction of lower lip and cheek (Three Stages)	...	1	No.
(15) Reconstruction of lower lip and cheek (Seven Stages)	...	1	No.
(16) Reconstruction of cheek and corner of the mouth (Three Stages)	...	1	No.
(17) Osteomilites Seguestrectomy	...	1	No.
(18) Epithelial inlay	...	1	No.
(19) Scar Excission	...	3	Nos.
(20) Wire removal from repair of Fr. Mandible	...	2	Nos.
(21) Basal Sal Carcinoma renewed from cheek and cheek repaired from Fore-head pedicle (Four Stages)	...	1	No.
(22) Actropian lower eye lid and partial reconstruction of cheek, with posterior orbital skin graft	...	1	No.
(23) Facial paralysis repaired c facilitate slings	...	1	No.
(14) Excission of sub-mandibular gland	...	1	No.
(25) Unilateral Hare Lip left side	...	1	No.
(26) Antrostomy	...	1	No.
(27) Removal of T. B. Cervical Gland	...	1	No.
(28) Oral Antral Fistula	...	1	No.
(29) Removal of Papiloma	...	1	No.
(30) Excission of dentegerou growth	...	1	No.
(31) Resection of carcinoma cheek and Rt. Hammimendiblectomy and Partial Maxilectomy	...	1	No.
(32) Resection of Carcinom a cheek and Hammimendiblectomy plastic Repair Face...	...	1	No.

**List of Teaching Staff.****Dean:**

- (1) Dr. H. D. Merchant, D.M.D., F.I.C.D., Ag. Dean.

**Evening Superintendent and Head of Research Department:**

- (1) Dr. Fali S. Mehta, L.D.Sc., D.M.D., F.I.C.D., Head of the Prosthetic and Crown and Bridge Department, Professor in Dental Prosthesis.

**Orthodontia Department:**

- (1) Dr. H. D. Merchant, D.M.D., F.I.C.D., Head of the Orthodontia Department and Professor in Orthodontia.  
 (2) Dr. S. M. Munim, L.D.Sc., Lecturer (Full-time) (Appointed from 15-9-1959).  
 (3) Dr. J. M. D'Costa, L.D.Sc., Clinical Assistant and Demonstrator in Orthodontia.  
 (4) Dr. (Miss) R. Kamath, L.D.Sc., Demonstrator in Orthodontia.  
 (5) (Mrs.) D. P. Battiwalla, L.D.Sc., Demonstrator in Orthodontia.  
 (6) Dr. A. B. Modi, L.D.Sc., D.M.D. (Bonn.), Honorary Lecturer in Orthodontia.  
 (7) Dr. P. R. Manjrekar, L.D.Sc., Demonstrator in Orthodontia.

**Oral Surgery Department:**

- (1) Dr. M. S. N. Ginwalla, L.D.Sc., D.D.S., M.Sc., F.I.C.D., Head of the Oral and Plastic Surgery Department and Professor in Oral Surgery, and Hon. Dental Surgeon in Oral Surgery.  
 (2) Dr. P. V. Diwanjee, L.D.Sc., Lecturer in Exodontia and Local Anaesthesia and Clinical Assistant in Oral Surgery Department.  
 (3) Dr. J. H. Mehta, M.B., B.S., D.A., Lecturer in General Anaesthesia and General Anaesthetist to Oral Surgery Department.  
 (4) Dr. K. A. Kamat, L.D.Sc., B.D.S., Demonstrator in Exodontia.  
 (5) Dr. V. B. X. Almeida, M.B., B.S., Demonstrator in General Anaesthesia.  
 (6) Dr. Kali H. C. Kapadia, L.D.Sc., B.D.S., Demonstrator in Exodontia and Oral Surgery, (on leave upto the end of April 1961).  
 (7) Dr. (Miss) B. E. Doctor, L.D.Sc., B.D.S., Ag. Demonstrator in Exodontia and Oral Surgery.

**Periodontia Department:**

- (1) Dr. (Mrs.) T. M. S. Ginwalla, D.D.S., L.D.S., R.C.D.S., F.I.C.D., Head of the Periodontia Department and Professor in Periodontia Honorary Dental Surgeon in Periodontia.  
 (2) Dr. S. B. Sathe, B.D.S., L.D.Sc., Lecturer (Full-time) (on leave upto the end of April 1961).  
 (3) Dr. A. Oliver, L.D.Sc., Ag. Lecturer (Full-time).  
 (4) Dr. B. C. Gomes, L.D.Sc., B.D.S. (Lecturer (Full-time) (Appointed from 15-9-1959).

**Operative Department:**

- (1) Dr. V. M. Kher, D.D.S., D.M.Sc., L.D.Sc., L.D.S., R.C.S. (Eng.), F.I.C.D., Head of the Operative Department and Professor in Operative Dentistry, Preventive Principles in Dentistry, Practice Management, Pre-Clinical Dentistry, Oral Medicine and Children's Dentistry Honorary Dental Surgeon in Operative.  
 (2) Dr. S. S. Sheth, L.D.Sc., B.D.S., Lecturer and Demonstrator in Operative.  
 (3) Dr. P. J. Pathare, L.D.Sc., Demonstrator in Operative Dentistry.  
 (4) Dr. A. G. Dalvi, B.Sc., L.D.Sc., B.D.S., Clinical Assistant, Operative Dentistry.  
 (5) Dr. P. H. Battiwalla, L.D.Sc., Demonstrator in Operative Dentistry.  
 (6) Dr. L. F. Cardoza, L.D.Sc., Demonstrator, in Operative Dentistry.  
 (7) Dr. F. E. Antia, L.D.Sc., L.D.S., R.C.S., (Eng. & Edin.), Honorary Lecturer.  
 (8) Dr. E. J. D'Souza, L.D.Sc., B.D.S., Demonstrator in Operative.  
 (9) Dr. J. R. Kulkarni, L.D.Sc., D.M.D., (Clinical) Assistant in Operative.  
 (10) Dr. S. C. Dhage, B.D.S., Demonstrator in Children's Dentistry.

**Prosthetic and Crown and Bridge Department:**

- (1) Dr. Fali S. Mehta, L.D.Sc., D.M.D., F.I.C.D., Head of the Prosthetic and Crown and Bridge Department, Professor in Dental Prosthesis.  
 (2) Dr. H. H. Thakore, L.D.Sc., Lecturer and Demonstrator in Dental Prosthesis.  
 (3) Dr. H. V. Rau, L.D.Sc., D.E.D.P., Lecture and Demonstrator in Crown and Bridge.  
 (4) Dr. B. Rebeiro, L.D.Sc., Demonstrator in Crown and Bridge.  
 (5) Dr. N. B. Javle, L.D.Sc., Lecturer and Demonstrator in Dental Prosthesis.  
 (6) Dr. B. C. Shroff, L.D.Sc., B.D.S., Clinical Assistant, Dental Prosthesis.  
 (7) Dr. B. R. Hegde, L.D.Sc., Demonstrator in Prosthesis and Crown and Bridge.  
 (8) Dr. N. J. Vasavada, Lecturer (Full-time) (Appointed from 15-9-1959).  
 (9) Dr. A. R. Pinto, L.D.Sc., Demonstrator in Crown and Bridge.  
 (10) Dr. C. B. Daruwalla, L.D.Sc., Clinical Assistant, Dental Prosthesis.  
 (11) Dr. B. R. Kankaria, B.D.S., Lecturer (Full-time). (Resigned from 16-10-1959).  
 Dr. V. D. Vora, B.D.S., Ag. Lecturer (Full-time) (Appointed from 4-12-1959).  
 (12) Dr. S. A. Tellis, L.D.Sc., Demonstrator, in Prosthesis.  
 (13) Dr. A. D'Costa, L.D.Sc., Demonstrator, in Prosthesis.

**Dental Pathology Department:**

- (1) Dr. H. M. Dholakia, L.D.Sc., L.D.S., R.C.S. (Eng.), Professor in Dental Pathology, Lecturer in Oral Diagnosis and Treatment Planning, Dental Physiology, Dental Histology and Dental Bacteriology.  
 (2) Dr. J. M. Fonseca, L.D.Sc., Clinical Assistant, Examination and Treatment Planning Department.  
 (3) Dr. (Mrs.) P. M. Mantri, L.D.Sc., Demonstrator in Examination and Treatment Planning Department.  
 (4) Dr. (Miss) R. M. Mungte, L.D.Sc., B.D.S., Lecturer (Full-time) Appointed from 20-6-1959)

**General Surgery Department :**

- (1) Dr. V. G. Daftary, M.S., Lecturer in General Surgery.
- (2) Dr. R. J. Jagos, M.B., B.S., F.R.C.S., Honorary Assistant Surgeon.
- (3) Dr. R. L. Shah, M.B., B.S., M.S. F.R.C.S. Honorary Assistant Surgeon.

**General Medicine Department :**

- (1) Dr. V. V. Shah, M.D., M.R.C.P. Lecturer in General and Clinical Medicine. ((Appointed from 11-11-1959).
- (2) Dr. S. C. Sheth, M.D., Lecturer in General Medicine. (Resigned from 10-11-1959).
- (3) Dr. A. D'Souza Lawrence, M.B., B.S., M.D., M.R.C.P., Honorary Asstt. Physician.
- (4) Dr. P. H. Chabra, M.B., B.S., M.D. M.R.C.P., Honorary Asstt. Physician.

**General Materia Medica and Pharmacology :**

- (1) Dr. W. B. Bhawe, M.B., B.S., Lecturer in Pharmacology and Materia Medica.
- (2) Dr. K. H. Gharat, M.B., B.S., Demonstrator, Pharmacology and Materia Medica.
- (3) Dr. M. S. Kekre, M.B., B.S., Demonstrator in Pharmacology and Materia Medica.
- (4) Dr. B. J. Patil, M.B., B.S., Demonstrator in Pharmacology and Materia Medica. (Appointed from 18-11-1959).

**General Pathology and Bacteriology Department :**

- (1) Dr. K. Raman, M.D., Honorary Pathologist and Lecturer in General Pathology.
- (2) Dr. T. P. Bharadwaj, M.D., Lecturer in General and Dental Bacteriology.
- (3) Dr. K. K. Ahuja, M.B., B.S., Lecturer Full-time.
- (4) Dr. D. K. Daftary, B.D.S., Demonstrator in Pathology and Bacteriology.
- (5) Dr. (Mrs.) Lina P. Deodhar, M.B., B.S., Demonstrator in Pathology and Bacteriology (Appointed from 1-7-1959).

**Anatomy Department :**

- (1) Dr. E. J. D'Souza, M.S., Lecturer in General and Special Anatomy.
- (2) Dr. M. B. Kher, M.Sc., (Anat.), Lecturer in General and Special Histology.
- (3) Dr. M. M. Teggihalli, M.B., B.S., Demonstrator, General and Special Anatomy.
- (4) Dr. M. L. Joshi, M.B., B.S., Demonstrator, General and Special Anatomy.
- (5) Dr. S. A. Mihendale, M.B., B.S., Demonstrator, General and Special Anatomy.
- (6) Dr. M. V. Deshpande, M.B., B.S., Demonstrator, General and Special Anatomy.
- (7) Dr. K. V. Vahalia, M.B., B.S., Lecturer (Full-time).
- (8) Dr. S. R. Nair, Honorary Lecturer in Embryology.

**Radiology Department :**

- (1) Dr. G. H. Nerurkar, M.B., B.S., D.M.R.E., Lecturer in General and Dental Radiology.
- (2) Dr. L. G. Shirwatkar, B.D.S., Lecturer, (Full-time) Radiology Department.
- (3) Dr. S. B. Rege, B.D.S., Demonstrator in Radiology.

**Physiology and Bio-Chemistry Department :**

- (1) Dr. T. H. Rindani, M.D., Lecturer in General and Special Physiology.
- (2) Shri S. N. Rao, M.Sc., Lecturer in Bio-Chemistry and Metallurgy.
- (3) Dr. J. V. Bhatt, M.B., B.S., Demonstrator in Physiology.
- (4) Dr. M. G. Naik, M.B., B.S., Demonstrator in Physiology.
- (5) Dr. I. K. Ramchandani, B.Sc., M.D., Demonstrator in Bio-Chemistry and Metallurgy.
- (6) { Dr. S. H. Kamat, M.Sc., Ph.D., Demonstrator in Bio-Chemistry. (Resigned).  
Dr. H. B. Shetty, B.Sc., M.B., B.S., D.G.O., Ag. Demonstrator in Bio-Chemistry.

**Speech Therapy Department :**

- (1) Shri C. A. Coelho, M.A.

**Physical Training Instructor :**

- (1) Shri N. N. Kajrolkar.

**Artist :**

- (1) Shri W. D. Pachare (T. N. M. College).

**Assistant Artist :**

- (1) Shri S. B. Jumlatdar (Appointed from 16-12-59).

**Professor Emeritus :**

- (1) Dr. V. P. D'Sa, D.D.S., F.I.C.D., Professor of Operative Dentistry.
- (2) Dr. D. J. D'Lima, L.D.S., R.C.S., Professor of Dental Pathology.

# The Lokmanya Tilak Municipal General Hospital, Bombay

The Institution has completed 12 years of its existence in the year 1959-60. A report about the staff, departments and the work that was done during the year under reference in this Institution is given below :

1. **Administrative Staff.**—Dr. V. S. Shevade, M.B., B.S., Assistant Medical Officer was asked to look after the work of the Superintendent during the year under report on an additional Special Pay of Rs. 200.00 per month.

Dr. M. J. Nerurkar, M.B., B.S., Senior Casualty Officer was asked to look after a part duties of the Asstt. Medical Officer on an additional Special Pay of Rs. 100.00 per month.

The names of Medical Staff, with their designations and qualifications are given in Appendix No. 1.

2. **New Departments.**—1. The Department of Paediatrics was started from 1st April 1959 and Dr. V. B. Athavale, M.D., D.C.H., was appointed as Hon. Asstt. Paediatrician from the same date.

2. The Department of Psychiatry was started from 21st May 1959 and Dr. D. M. Bassa, M.B., B.S., D.P.M. was appointed as Hon. Psychiatrist from the said date.

3. **In door Patients.**—The number of scheduled beds in the hospital is 370.

The distribution of beds according to departments is shown in Appendix No. 2.

In spite of exercising strict restrictions on admissions the total number of patients admitted for indoor treatment during the year under report was 22,926 as against 21,561, 20,525 and 18,873 during the preceding three years respectively. Out of 23,384 (22,926 new admission plus 458 remained on 1st January 1959) indoor patients treated during the year under report, 4,856, 5,562, 1464, 281, 85, 11, 1,910 and 3 were for Medical, Surgical, Ear, Nose and Throat, Ophthalmic, Skin and Dental, Paediatric and Psychiatric complaints respectively and 8,754 were treated at the "Annapurnabai Deshmukh Hospital for Women" for deliveries and Gynaec complaints. and 443 remained on 31st December 1959.

The statement giving result of treatment is shown below :—

	Cured	Relieved	Otherwise	Delivered	Left before Delivery	Died	Remained on 31-12-1959
Lokmanya Tilak Municipal General Hospital, Medical Surgical and Other Departments	5,933	5,083	1,842	...	...	1,333	341
Annapurnabai Deshmukh Hospital for Women, Gynaec and Maternity	902	379	145	6,208	1,093	23	102
<b>Total</b>	<b>6,835</b>	<b>5,462</b>	<b>1,987</b>	<b>6,208</b>	<b>1,093</b>	<b>1,356</b>	<b>443</b>

In addition to 1,356 deaths among adults mentioned above, there were 575 deaths due to prematurity, still births and other causes among infant mortality. Out of 1,356 deaths, 630 took place within 24 hours of admission, 250 after 24 hours but within 3 days of admission and the remaining 476 died after three days of admission in the hospital.

4. **Out-Patients.**—Total number of patients treated in O. P. D. during the year under report was 5,24,782 as against 5,79,453, 4,84,386 and 4,43,526 during the preceding three years.

The highest in-patients and out-patients attendance on a single day was 507 and 2,823 respectively.

The summary of in-patients and out-patients classified according to departments and sex is given in Appendices No. 3 and 4.

The summary of in-patients according to the diseases and result of treatment is shown in Appendix No. 6.

The summary of general, aural, ophthalmic, dental, skin, paediatric, psychiatric and obstetric and gynaec s given in Appendices Nos. 7 to 10.

The summaries of in-patients treated and operations performed in the "Annapurnabai Deshmukh ospital for Women." have been shown in Appendices Nos. 11 and 12.

5. **Paying-Patients.**—The Scheme was given effect to from 1st September 1951. Rs. 10.00 and Rs. 5.00 per patient per day are being charged for Special Room and General Paying Ward respectively. The number of patients admitted during the year was as under :—

	1957	1958	1959
(1) General Paying Ward and Special Room	1,857	1,812	1,704
(2) No. of Operations performed on Paying patients—			
(i) Major	315	272	210
(ii) Minor	319	357	343.



6. *Casualty Department.*—27,600 accident and other emergency cases were treated in the Casualty Department.

7. *Minor Surgery Department.*—7,862 minor operations were performed in the Minor Surgery Department.

8. *Pathology Department.*—93,425 investigations were carried out in the Department of Pathology and Bacteriology out of which, 52,926 were carried out on out-patients and 40,499 were carried out on in-patients and 459 investigations were carried out for K. B. Bhabha Hospital, Bandra, during the same period and 322 autopsies were performed.

9. *Anaesthesia Department.*—The department of Anaesthesia is working in close collaboration with the Departments of Surgery, E. N. T. Midwifery and Gynaecology. During the year under report the total number of patients who received anaesthesia were 10,538. Out of which 8,092 patients received regional anaesthesia, 1,465 patients received endotracheal anaesthesia, 166 patients received intravenous anaesthesia and 824 patients received the open drop technique anaesthesia.

10. *Electro Cardiography Department.*—Electro-cardiographic tracings were taken on 264 patients, out of which 194 were taken on male patients and 70 were taken on female patients. The details have been shown in Appendix No. 14.

11. *X-ray Department.*—The work done by the X-ray department has been shown in Appendix No. 15.

12. *Occupational Therapy Department.*—The Assistant Director, O. T. T. school, K. E. M. Hospital requested the department to give permission for clinical training for four months to the final year students. Accordingly three students attended from January to March and two students attended during the month of December 1959.

Eleven plastic splints have been prepared in the departments. The number of cases treated in the department was 1405.

13. *Physio-Therapy Department.*—The total number of cases treated by the department was 1937.

14. *Medico-Social Service Department.*—The Social Worker had to deal with numerous and complex problems regarding patients. She had to pay visits to the patient's home to study economic, special and vocational factors and to find out ways and means to relieve the patient's anxieties. She had also to follow up cases and fix appointments with medical officers at this Institution whenever it became necessary to recheck the patient's conditions. During the year under report the department had supplied injections, medicines, skimmed milk powder to 658 needy patients and rendered help to 400 patients for placement, rehabilitation etc. A survey was conducted of 100 cases of mothers delivered in this hospital on feeding habits of mothers. A social research is being carried on, on the subject "Suicidal Attempts."

15. *Nurses Training School.*—During the year under report A Nurses Training School in General Nursing was started from 1st September 1959 and 15 students were admitted during this year.

39 student nurses were sent for examination in Midwifery during the year and 38 have passed. No Staff Nurse was sent for the examination of Sister's post during the year. 2 Staff Nurses were sent to the College of Nursing, Delhi for Ward Sisters course.

16. *Library.*—The library was improved during the year under report by the addition of 29 books on medical subjects and 1 book on non-medical subject bringing the total number of books on medical subjects to 666. 66 Journals were subscribed for during the year and 7 journals were received as donation. The medical staff of the hospital make full use of this facility.

17. *Social Activities.*—The 12th Anniversary of the Institution was celebrated on 14th March 1959 when a Variety Entertainment Programme including Marathi one act Play was arranged by the members of the Staff of this hospital. Shri S. S. Mirajkar, Mayor of Bombay, presided over the function.

18. *Recognition of the L. T. M. G. Hospital for teaching post-graduate and under-graduate students.*—The L. T. M. G. Hospital is affiliated to the University of Bombay and to the College of Physicians and Surgeons of Bombay for post-graduate as well as under-graduate studies. The hospital has been attached to the T. N. M. College for clinical instructions to the under graduate students.

19. *Poor Box Fund.*—The amount in the Poor Box Fund on 31st March 1959 stood at Rs. 1,27,370.76. Collections from the boxes, donations, sale of drugs and injections and other miscellaneous receipts during the year under report amounted to Rs. 55,908.34 and expenditure to Rs. 83,777.63. The amount in the P. B. Fund as on 31st March 1960 stood at Rs. 99,901.47.

The list of donors who have donated Rs. 50.00 and above is given in Appendix No. 20.

20. *Expenditure.*—The approximate total expenditure was Rs. 20,65,698.00. The diagram in appendix No. 7 shows the percentage of expenditure on every item of expenditure.

The detailed expenditure per patient per day compared with the year 1958 is given below :

**Expenditure on per out patient per day**

Year	Medicines Drugs and equipments	Stores and Linen	Heating and Lighting	Miscella- neous	Establish- ment	Repairs to Bldgs.	Total
1958	0.28	0.03	0.02	0.05	0.52	0.01	0.91
1959	0.30	0.03	0.02	0.05	0.59	0.01	1.00

*Expenditure on per in-patient per day.*

Year	Diet	Medicines Drugs and equipment	Stores and Linen	Heating and Lighting	Miscella- neous.	Establish- ment	Repairs to Buildings	Total
1958	1.04	1.64	0.39	0.26	0.60	3.13	0.12	7.18
1959	0.99	1.75	0.36	0.25	0.60	3.55	0.12	7.62

**LOKMANAYA TILAK MUNICIPAL GENERAL HOSPITAL, BOMBAY 22.**  
**INDEX OF APPENDIX**

Appendix No.	Particulars.
1	Medical Staff.
2	Distribution of beds according to departments.
3	Summary of In-patients, Out-patients and operations.
4	Statement showing the accounts of Poor Box Fund.
5	Balance Sheet of Poor Box Fund.
6	List of donors.
7	Chart showing allocation of grants etc.
8	Summary of the patients admitted (classified according to department and sex.)
9	Summary of Out-patients (new and old classified according to Department and sex.)
10	Summary of In-patients (classified according to disease and result of treatment).
11	Summary of General Operations performed (classified according the nature and result.)
12	Summary of Aural Operations (classified according to the nature and result).
13	Summary of Ophthalmic Operations (classified according to the nature and result).
14	Summary of Dental Operations.
15	Summary of operations performed in the "Annapurnabai Deshmukh Hospital For Women" (classified according to nature and result).
16	Summary showing Pathological, Bacteriological and Biochemical investigations done on Out-patients and In-patients including autopsies and intravenous solutions manufactured in the Pharmacy Department.
17	Statement showing Electro-Cardiographic tracings.
18	Statement showing the work done in the X-ray Department.
19	Statement showing the number of patients treated in the Occupational Therapist Department
20	Statement showing the number of patients treated in the Physiotherapist Department.

**LOKMANAYA TILAK MUNICIPAL GENERAL HOSPITAL, BOMBAY 22.**

**Appendix No. I**

*Medical Staff*

1.	Dr. D. D. Vora, M.D., F.C.P.S., M.R.C.P. (Lond.)	.. Chief Physician.
2.	Dr. S. H. Chitnis, M.S. (Bom.) (Retired on 21-4-59)	.. ,, Surgeon.
3.	Dr. B. V. Aroskar, M.D., (Bom.)	.. ,, Obstetrician and Gynaecologist.
4.	Dr. G. H. Nerurkar, M.B., B.S., D.M.R., D.M.R.E., F.C.P.S.	.. Honorary Radiologist. (Resigned from 1-10-59).
5.	Dr. G. B. Hanji, M.B., B.S., D.A.	.. Anaesthetist.
6.	Dr. H. C. Merchant, M.D., (Bom.)	.. Senior Medical Registrar.
7.	Dr. M. V. Choksey, M.B., B.S. (Resigned)	.. Do.
8.	Dr. M. N. Gheewala, M.S. (Bom.)	.. Senior Surgical Registrar.
9.	Dr. A. D. Dias, M.S. (Bom.)	.. Do.
10.	Dr. J. H. Fonseca, M.D. (Bom.)	.. Senior Gynaec Registrar.
11.	Dr. (Smt.) S. K. Shah, M.D., F.C.P.S.	.. Do.
12.	Dr. T. K. Melita, M.B., B.S., F.C.P.S., D.V.D.	.. Honorary Dermatologist.
13.	Dr. M. D. Joglekar, B.Sc., M.B., B.S., D.O., M. S.	.. Honorary Ophthalmic Surgeon.
14.	Dr. K. N. Kamdar, M.B., B.S., D.M.R.D. S.M.R. (Eng.)	.. Honorary Assistant Radiologist.
15.	Dr. S. R. Rege, M.S., F.C.P.S., D.L.O.	.. Honorary Aural Surgeon.
16.	Dr. R. B. Raut, L.D. SC. F.I.C.D.	.. Honorary Dental Surgeon.
17.	Dr. R. G. Modak, M.D. (Bom.)	.. Part-time Pathologist.
18.	Dr. K. C. Gadre, M.S.D.L.O. (London,) (Appointed from 1-4-59)	.. Honorary Asst. Aural Surgen.
19.	Dr. V. B. Athawale, M.D. (Bom.) D.C.H.	.. Honorary Asst. Paediatrician.
20.	Dr. D. M. Bassa, M.B., B.S., D.P.H., (Appointed from 21-5-59)...	.. Honorary Psychiatric

**Acting and New Appointments.**

Dr. D. D. Vora, Physician, was on leave from 1st May 1959 to 30th May 1959 and during that period Dr. H. C. Merchant, M.D. was appointed as Ag. Physician.

Dr. S. H. Chitnis, Surgeon retired on 21st April 1959 due to superannuation. Dr. M. N. Gheewala, M.S. was appointed as Ag. Surgeon from 18th May 1959. No acting arrangement was made for the period from 21st April 1959 to 17th May 1959.

Dr. G. H. Nerurkar, Hon. Radiologist resigned on 1st October 1959. Dr. K. N. Kamdar, was appointed from the same date as Ag. Hon. Radiologist and the post of Hon. Asstt. Radiologist was kept vacant.

Dr. G. B. Hanji, Anaesthetist was on leave from 28th May 1959 to 3rd June 1959.

Dr. H. C. Merchant, Sr. Medical Registrar was on leave from 13th July 1959 to 12th August 1959 and from 14th September 1959 to 13th October 1959 and during this period Dr. V. S. Ajgaonkar, M.B., B.S. was appointed as Ag. Sr. Medical Registrar and Dr. K. S. Vardhachari was appointed as Ag. Sr. Medical Registrar when Dr. Merchant was on promotion from 1st May 1959 to 30th May 1959.

Dr. M. V. Choksi, Sr. Medical Registrar proceeded on leave from 31st May 1959 to 31st July 1959 and resigned from 1st August 1959. Dr. K. S. Vardhachari was appointed as Ag. Sr. Medical Registrar during this period and was continued thereafter.

Dr. M. N. Gheewala, Sr. Surgical Registrar was on long leave from 1st February 1956 to 17th May 1959 and during this period Dr. N. V. Nimbkar was appointed as Ag. Sr. Surgical Registrar. He proceeded on leave from 14th March 1959 and then his services were terminated on 24th July 1959. During this period Dr. P. G. Purohit was appointed as Ag. Sr. Surgical Registrar from 14th March 1959. He resigned on 8th July 1959. Dr. S. D. Bapat was then appointed as Ag. Sr. Surgical Registrar from 8th July 1959. He proceeded on leave from 8th March 1960. Dr. P. D. Sakalkale was appointed in his place from 8th March 1960.

Dr. J. H. Fonseca, Sr. Gynaec Registrar was on leave from 28th September 1959 to 27th October 1959 and Dr. Smt. N. M. Nerurkar was appointed in his place.

Dr. T. K. Mehta, Hon. Dermatologist proceeded on leave from 25th July 1959 to 19th October 1959 and Dr. M. W. Dhurandhar was appointed as Ag. Hon. Dermatologist during this period.

Dr. S. R. Rege Hon. Aural Surgeon, proceeded on leave from 21st May 1959 to 2nd June 1959 and from 4th January 1960 to 13th January 1960. No acting arrangement was made during this period.

Dr. M. D. Joglekar, Hon. Ophthalmologist proceeded on leave from 24th November 1959 to 12th December 1959. No acting arrangement was made during this period.

Dr. R. B. Raut, Hon. Dental Surgeon proceeded on leave from 15th May 1959 to 13th June 1959 and from 17th December 1959 to 30th January 1960. No acting arrangement was made during this period.

Dr. K. N. Kamdar, Hon. Radiologist proceeded on leave from 23rd November 1959 to 28th November 1959, from 26th December 1959 to 2nd January 1960 and from 15th February 1960 to 20th February 1960. No acting arrangement was made during this period.

### THE LOKMANYA TILAK MUNICIPAL GENERAL HOSPITAL BOMBAY 22.

#### APPENDIX No. 2.

*Distribution of beds according to departments :*

Department	Male	Female	Children	Total
<b>(A) Non Paying Beds :</b>				
Medical	58	50	...	108
Surgical	56	23	9	88
Gynaec and Obstetric	...	70	...	70
Paediatric	...	...	23	23
Ear Nose and Throat	2	2	3	7
Skin	2	...	...	2
Ophthalmic	2	...	...	2
Total	120	145	35	300
<b>(B) Part Paying Beds :</b>				
Medical	12	6	...	18
Surgical	13	6	...	19
Gynaec and Obstetric	...	13	...	13
Total	25	25	...	50
<b>(C) Beds Reserved for B. E. S. and T. Undertaking Staff</b>				
Medical	10	...	...	...
Surgical	10	...	...	...
Total Number of Beds	20	...	...	370

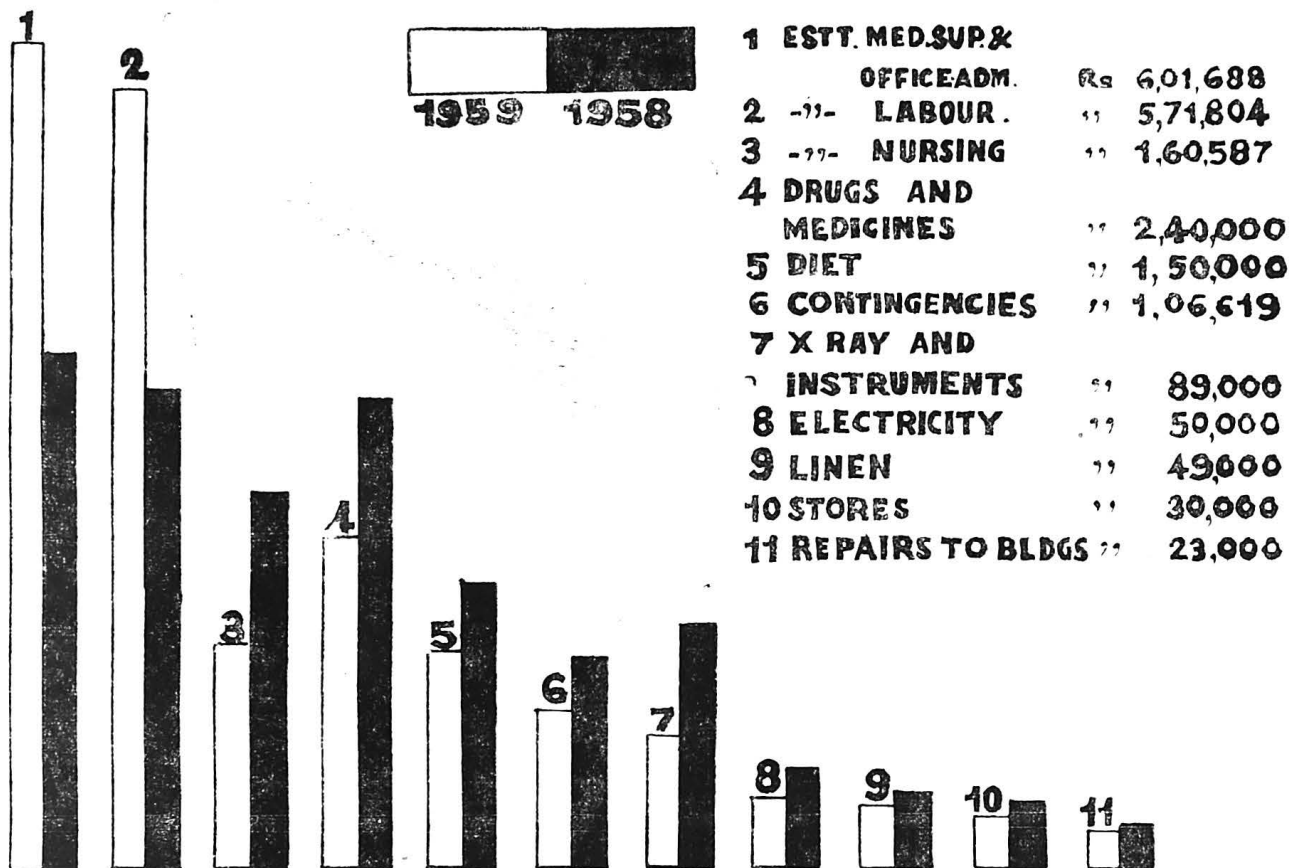
### LOKMANYA TILAK MUNICIPAL GENERAL HOSPITAL, BOMBAY 22.

#### APPENDIX No. 3

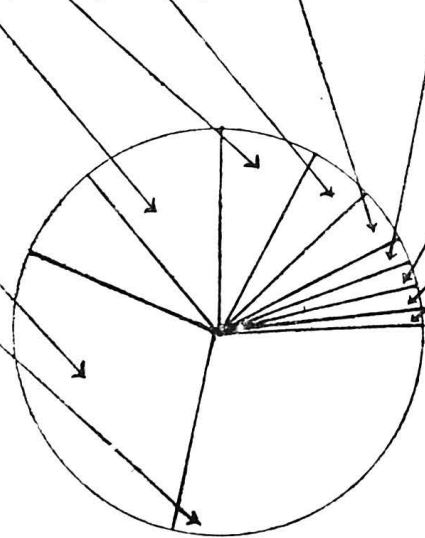
<b>(A) In Patients—1959</b>				
(1) Strength of Beds...	...	...	...	370
(2) Daily Average Number of In-Patients	...	...	...	450.7
(3) Daily Average Number of Admissions	...	...	...	62.8
(4) Total Number of Indoor Admission	...	...	...	22,926
(5) Average number of days each patient was resident	...	...	...	7.1
<b>(B) Out Patients</b>				
(1) Total number of new O. P. D. patients	...	...	...	1,43,776
(2) Daily average number of New Out Patients	...	...	...	462.3
(3) Total Number of Old Out Patients	...	...	...	3,81,006
(4) Daily average number of Old out Patients	...	...	...	1,226.7
(5) Daily average number of New and Old Out Patients	...	...	...	1,687.4
<b>(C) Operations</b>				
(1) Total number of Operations performed on inpatients	...	...	...	8,314
(2) Total number of operations performed on outpatients	...	...	...	7,862

## APPENDIX 18

### ALLOCATION OF GRANTS FOR THE YEAR 1959.



Category	Percentage
ESTABLISHMENT MED. SUP. & OFFICE ADM	29.12%
LABOUR	27.68%
NURSING	7.77%
DRUGS & MEDICINES	11.61%
DIET	7.26%
CONTINGENCIES	5.20%
X-RAY & INSTRUMENTS	4.30%
ELECTRICITY	2.42%
LINEN	2.08%
STORES	1.45%
REPAIRS TO BLDGS	1.11%



YEAR	PATIENTS TREATED O.P.D.	INPATIENTS	OPERATION PERFORMED	DELIVERIES
1958	579453	21561	14563	5422
1959	524782	22926	16176	6208

## APPENDIX No. 4.

**L. T. M. G. Hospital Poor Box Fund.**  
*Statement of Accounts for year 1959-60*

RECEIPTS.	Rs.	EXPENDITURE.	Rs.
Balance in hand as on 1-4-1959	... 1,27,370.76	Conveyance charges	... 26.79
Collection from Poor Boxes	... 4,363.21	Costly medicines	... 50,466.55
Donations	... 2,058.04	Blood transfusion	... 25,190.00
Miscellaneous	... 2,517.04	Miscellaneous	... 3,878.09
Blood Transfusion	... 7,556.00	Printing and Stationary	... 81.05
Interest	... 3,094.18	Establishment Charges	... 840.00
Issue of Certificates	... 5,752.00	Moiety to R. M. Os.	... 2,872.00
Sale of costly drugs	... 30,563.87	Revenue Stamps	... 19.30
Amount of Deposit	... 4.00	Amount written off	... 3.45
		Commission to Bank of Maharashtra	... 0.40
			<b>83,377.63</b>
		Deposit with Municipal Co-operative Bank Ltd.	... 20,000.00
		National Saving Certificates	... 50,000.00
		Municipal Debentures	... 24,875.00
		Balance in Central Bank of India	... 99.79
		Balance in Maharashtra Bank Ltd.	... 4,717.75
		Balance in hand	... 208.93
<b>Total</b>	<b>... 1,83,279.10</b>	<b>Total</b>	<b>... 1,83,279.10</b>

## APPENDIX No. 5.

**L. T. M. G. Hospital Poor Box Fund.**  
*Balance Sheet for 1959-60.*

LIABILITIES.	Rs. nP.	ASSETS.	Rs. nP.
Fund Account balance	... 1,27,370.76	Cash balance in hand on 31-3-1959	... 208.93
Excess of Expenditure over Receipts	... 27,469.29	Balance in Bank of Maharashtra	... 4,717.75
		Balance in Central Bank of India	... 99.79
			<b>Rs.</b>
		Municipal Debentures	... 24,875.00
		National Saving Certificates	... 50,000.00
		Deposit with Municipal Co-operative Bank	... 20,000.00
<b>Total</b>	<b>... 99,901.47</b>	<b>Total</b>	<b>99,901.47</b>

## APPENDIX No. 6.

**L.T.M.G. Hospital Poor Box Fund.**

List of donors who have donated Rs. 50.00 and above during the year 1959-60:—

Name.	Amount. Rs.
(1) Seth Mafatlal Charity Trust	... 200.00
(2) Shri Rasiklal Lalji	... 51.00
(3) Shri Sunitdas R. Reyani	... 100.00
(4) Shri B. K. Parekh	... 100.00
(5) Messrs. P. Ramanlal & Co.	... 100.00
(6) The Managing Director, Prof. Gajjar's Standard Chemical Works	... 51.00
(7) Messrs. Glaxo Laboratories	... 100.00
(8) Shri Mohanlal J. Mangi	... 51.00
(9) Shri Lela Hakamechand	... 50.00
(10) Messrs. Zandu Pharmaceutical Works Ltd.	... 101.00
(11) Trustees, Nawrojee Maneckjee Wadia Charities	... 100.00
(12) Seth Mafatlal Charity Trust	... 250.00
(13) Shri Suresh L. L. Kulkarni	... 151.00
(14) Shri Sitaram R. Dutta	... 70.00
(15) Shri Ranchoddadas Purnhott	... 125.00
(16) Smt. Samiratben Govindji	... 101.00

# GROUP OF MUNICIPAL T. B. HOSPITALS, SEWRI

## Administration Report for the year 1959.

The Group of T. B. Hospitals consists of (1) Ramesh Premchand T. B. Hospital (274 beds), (2) the Bhadurji Block (84 beds), (3) two Extension Blocks (100 beds) - the Isolation Centre at Dadar, having 88 beds, is under administrative control of the Medical Superintendent, Group of T. B. Hospitals. 100 beds were added to the existing 100 beds reserved at the Sarvodaya Hospital, Ghatkopar under the Corporation Resolution No. 136 of 7-5-1959, and the total strength now at that hospital stands at 200. Thus the total bed-strength made available by the Corporation is 746. There are now four T. B. Clinics attached to these Hospitals, viz., Ramkunwar Daftary T. B. Clinic, Dadar, The Princess Street T. B. Clinic, the Foras Road T. B. Clinic and M. M. Munshi T. B. Clinic at Khar which was formally opened to the public on 1st June 1959.

Dr. M. S. Kavarna, was in charge of the Hospital and the T. B. Clinics, as Medical Superintendent and retired on 26-6-1959. Dr. S. A. Shah looked after the duties of the Medical Superintendent from 26-6-1959.

Dr. S. A. Shah, and Dr. I. D. Killawala, were the Assistant Medical Officers during the year.

Dr. J. H. Vanarase, was the Medical Officer at the Princess Street T. B. Clinic upto 5-6-1959, and Dr. J. C. Singh, is holding the said post since that date.

Dr. G. S. Perhar, was the Medical Officer at the Foras Road T. B. Clinic upto 31-5-1959; after that the post has remained vacant.

Dr. M. M. Dahodwala, was the Medical Officer at the Ramkunwar Daftary T. B. Clinic and Isolation Wards (88 beds).

The Honorary Staff of the Group of T. B. Hospitals was as shown in Appendix No. 1.

### Details of bed-accommodation

	Males	Females	Total
(1) Group of T. B. Hospitals, Sewri—			
(a) Medical	156	129	285
(b) Surgical	114	59	173
	270	188	458
(2) The Isolation Centre attached to the Ramkunwar Daftary T. B. Clinic, Dadar,	44	44	88
(3) Sarvodaya Hospital, Ghatkopar	140	60	200
			746

### Admissions

The number of patients suffering from Pulmonary Tuberculosis in various stages of the disease treated at the Group of T. B. Hospitals during the year, is shown in appendix No. 2.

Details of admissions and deaths are shown in appendix No. 3 and 4. The heaviest morbidity was in the age-group of 21 to 25 years and the highest incidence of death was also in the age group of 21 to 25 years.

### Out-patients Department.

The four T. B. Clinics serve as the main feeding centres admission to the Group of T. B. Hospitals. The patients referred by the T. B. Clinics and other institutions for hospitalization, are examined at the Group of T. B. Hospitals by the Honorary Staff and patients considered suitable for admission are registered on the waiting list.

### Welfare Centre.

A well equipped welfare centre staffed by part-time workers and supervised by the Labour Officer of the Bombay Municipal Corporation continued its activities such as games, debates, and entertainment programmes during the year.

### Panel Committee

The Panel Committee consisting of the Assistant Medical Officer, Matron, the Labour Officer and a representative of Labour Staff, investigated minor offences committed by the members of the Labour staff. 2 meetings of the Panel Committee were held during the year.

### Teaching.

Instructions in clinical tuberculosis were imparted to the under-graduates of the G. S. Medical College, preparing for the M. B. B. S. degree examination of the University of Bombay.

The various departments of these hospitals have the advantage of the most modern and up-to-date apparatus and equipment. All the departments, viz., (1) the X-ray Department, (2) the Laboratory, (3) the Ear-Nose-Throat Department, (4) the operation theatre and (5) the discharged patients follow-up and the out-door A.P. P. P. Centre worked smoothly and did useful work.

### (1) X-ray Department

There were three X-ray plants in the department: (i) High power 400 M.A. machine for Radiography and Tomography, (ii) one 60 M.A. machine for routine screening of patients and out-patients coming for A.P., P.P.

Refills and (iii) one portable machine for taking X-ray of freshly operated cases and other acute cases and cases with haemoptysis.

The number of skiagrams taken was 13953; screenings done were 4,078; and bronchographies done, were 145.

#### (2) Laboratory.

The laboratory had the advantage of complete equipment including an incubator for cultural work, high pressure steam autoclave, a hot-air oven sterilizer, microscopes, distilling plants, centrifugal machine, electro-photometers for blood chemistry work and a 30 cubic feet refrigerator for storing sera, vaccine, blood for transfusion, etc., The work done in the laboratory is shown in appendix No. 5.

#### (3) Ear, Nose, Throat, Department.

644 new and 4 old cases were examined in the department during the year; and 86 bronchoscopies were performed on patients.

#### (4) Operation Theatre.

The operation theatre was fully equipped with the most modern devices, instruments and appliances. A battery of electrically operated high pressure sterilizers, hot and cold water sterilizer, instrument sterilizer, germicidal lamps, thermotic drainage pumps, suction pumps, electro-coagulation diathermy machine, a Comput Overhold operation table for thoracic surgery, a general surgery operation table with extra devices and complete sets of up-to-date instruments for chest surgery are included in the equipment provided. The operation theatre being air-conditioned, provided comfort to the surgeons and the staff during operations which were often of prolonged duration.

Details of surgical work done in the operation theatre during the year 1959 are given in appendix No. 6.

#### (5) Discharged patients' follow-up Department and out-door A.P. and P.P. refill centre.

The follow-up of discharged patients, and giving them A.P. and P.P. refills was continued during the year. The administration of A.P. and P.P. refills after their discharge was considered to be the best way by which continuity of treatment and follow-up of the patients could be maintained. Such refills were also given at the Municipal T. B. Clinics at Princess Street, Foras Road, Dadar, and M. M. Munshi T.B. clinic, Khar, where such of the patients as were staying near-by those clinics and so were finding it convenient to go there, were directed. The discharged patients were followed up by the Honorary Staff by regular periodical check-up at the Group of T. B. Hospitals.

The total number of P.P. refills given was 18,757.

There were 157 new admissions to the out-door A.P. and P.P. Refill Department during the year.

The A.P. and P.P. work done in the wards is shown in appendix No. 7.

#### (6) Out-Patients Department

The patients are first examined at the Municipal T. B. Clinics and those requiring hospitalization are directed to the Group of T. B. Hospitals by the clinics, for re-examination and placing on the waiting list of admissions. The number of new cases examined by the Honoraries at the G. T. B. Hospitals for registration on waiting list during the year was 6227.

#### (7) Expenditure.

The average expenditure per patient per day was Rs. 8.67. The total annual expenditure on the Group of T. B. Hospitals amounted to Rs. 13,46,000 as against Rs. 12,11,791.20 during the previous year. The rate of charges for the patients hospitalized at the Sarvodaya Hospital, Ghatkopar, on behalf of the Bombay Municipal Corporation was Rs. 5 per patient per day. The expenditure incurred on the patients accommodated on the reserved beds at this hospital was Rs. 3,23,400.00 plus Rs. 17,324.00 for medicines.

#### (8) Poor Box Fund

The account of the Poor Box Charity Fund is given in detail in appendix No. 14

#### (9) Donations.

A monthly donation of Rs. 100 was received regularly from Messrs. British India Steam Navigation Company Ltd., through their agents viz., Messrs. Mackinnon Mackenzie & Co., Private Ltd.

Donations of dietary articles like rice, wheat, milk-powder, cheese, corn syrup, etc., were received from the following agencies for distribution to the poor, and needy patients, and the same were distributed to the patients attending the Group of T. B. Hospitals for A.P., P.P. Refills, and treatment.

(1) His Eminence, the Cardinal, through Rev. Ignitius Lobo, Archbishop's House, Bombay 5, and

(2) Committee on Relief and Gift Supplies, 20, Bell Building Fort, Bombay, through Chandra K. Bhaseen.

#### Sundry Donations

	Rs.
(1) Devidas Vithaldas & Co.	1,000.00
(2) Shri A. D. Goray	11.25
(3) Smt Narmadabai Girdikar	75.00
(4) Trustees of Seth Narayandas	250.00
(5) Messrs. Standard Vacuum Oil Co.	250.00
(6) Nowroji Ardesar & Sons	51.00
(7) Jal M. Kurva	10.00

## (10) T. B. Isolation Centre, Dadar.

The Ramkunwar Dattary T. B. Isolation Centre at Dadar, carried out very useful service by providing isolation facilities to the heavily infected tuberculosis patients staying in congested homes. Patients in advanced stages were segregated from their homes where they were potent source of spread of infection. Preference in admission was given to those staying within a short distance from this Centre so that their relatives could see their dear ones without much trouble and also provide the two principal meals every day. Milk, eggs, butter, fruits etc., were supplied to the patients at Municipal cost.

Work done at this Isolation Centre is as per appendix No. 12 and 13.

This Isolation Centre is a fore-runner of other such centres which the authorities of the Corporation are desirous of opening in Greater Bombay when the funds and accommodation permit, so that infectious T. B. cases from thickly populated areas can be isolated.

## (11) T. B. Clinics.

The T. B. Clinics at Princess Street, Foras Road, Dadar and Khar did good work by providing X-ray facilities for initial diagnosis of suspected T. B. cases, and submitting the X-ray reports to the medical practitioners who widely patronised these clinics. Besides, old patients, and patients discharged from the T. B. Hospitals (G. T. B. Hospitals, Sarvodaya Hospital) are given A.P. and P.P. Refills and other treatment prescribed for them at these clinics. They are regularly followed-up through the Health Visitors.

Since there is limited accommodation at the Group of T. B. Hospitals where only those needing special attention and treatment could be hospitalised, it was found necessary to give out-door treatment to the detected cases of T. B. irrespective of whether they require immediate hospitalisation or not. This method of giving out-door treatment to all, helped the authorities to check the infection besides giving immediate relief to those affected by tuberculosis.

Work done at the Clinics is shown in appendix No. 8 to 10.

## APPENDIX No. 1

## Honoraries at the Group of T.B. Hospitals (1959)

## 4 Honorary Surgeons

1. Dr. C. S. Patel M.B., F.R.G.S. (Eng.).
2. Dr. M. K. Vora, M.S. (Bom.)
3. Dr. V. S. Sheth, M.S. (Bom.), F.R.C.S.
4. Dr. K. A. Dalal, F.R.G.S. (Ed.)

## 3 Honorary Physicians:

1. Dr. R. M. Patel, M.D. (Bom.), T.D.D. (Wales)
2. Dr. S. P. Mehta, M.D. (Bom.)
3. Dr. N. M. Shah, M.D. (Bom.), M.R.C.P. (Lond.)
4. Dr. M. D. Deshmukh M.R.C.P. (Lond.), T.D.D. (Wales).
5. Dr. S. D. Store, F.C.P.S., M.D. (Bom.), M.R.C.P. (Ed.)

## 1 Honorary Radiologist:

1. Dr. S. S. Katdare M.B.B.S., D.M.R.E.

## 1 Honorary Anaesthetist:

1. Dr. P. J. Nawathe M.B.B.S., D.A. (Bom.)

## 1 Honorary Ear-Nose-Throat Surgeon:

1. Dr. O. Chandra D.L.O., M.S. (Madras)

## 3 Honorary Asstt. Surgeons:

1. Dr. T. K. Jagose F.C.P.S., M.S., F.R.G.S.
2. Dr. R. L. Shah M.S., F.R.C.S.
3. Dr. F. P. Soonawala M.S., F.R.C.S.
4. Dr. K. S. Baichwal F.R.C.S.
5. Dr. D. C. Patel M.S., F.R.C.S.

## 3 Honorary Asstt. Physicians:

1. Dr. J. H. Thacker M.D., D.C.H., D.M.R.E. (Bom.)
2. Dr. B. N. Lulla M.D. (Bom.), D.T.M. & H.
3. Dr. T. B. Master M.D., F.C.P.S. (Bom.), T.D.D. (Wales)

## 1 Honorary Asstt. Anaesthetist:

1. Dr. M. B. Thaker M.B.B.S., D.A. (Bom.)

## 2 Honorary Radiologists at Princess Street T. B. Clinic:

1. Dr. S. D. Merchant M.B.B.S., D.M.R.E.
2. Dr. K. B. Patel M.B.B.S., D.M.R.E.

## 1 Honorary Physician:

1. Dr. R. H. Mehta M.B.B.S., M.D., D.T.M. & H., M.R.C.P.

## 1 Honorary Physician at Foras Road T. B. Clinic:

1. Dr. P. G. Kamat M.B.B.S., D.C.H. (C.P.S.), M.D.

## 1 Honorary Physician at Khar:

1. Dr. G. S. Perhar M.D. (T.B.)



Appendix No. 2. A.T. (II)

**Cases treated and the result of treatment**

(1) Cases remaining on the 1st January 1959 ... 432

Early ... Advanced

(2) New cases admitted from 1st January 1959 to 31st December, 1959.

Male	2,966	Female	812	Male	544	Female	384
				1,226			
				2,038	928		

(3) Total number of cases treated during 1959 ... 3,398

Analysis of result.

(a) Discharged as improved	2,345
(b) Discharged as not improved	176
(c) Non-tuberculosis cases	48
(d) Left against medical advice	179
(e) Patients died during the year	239
(f) Patients remaining on 1-1-1960	411
<b>Total</b>	<b>3,398</b>

Appendix No. 3.

Admissions according to age-group

Upto	5	10	15	20	25	30	35	40	45	50	55	60	65	70	75	80	85	90	Total.
	5	22	64	523	837	596	334	222	126	114	43	53	17	8	1	1	...	...	2,966

Appendix No. 4.

Deaths occurred according to age-groups

Upto	5	10	15	20	25	30	35	40	45	50	55	60	65	70	75	80	85	90	Total.
	1	...	3	24	52	37	31	23	19	22	17	13	4	2	1	...	...	...	239

APPENDIX No. 5.

Work done in the laboratory.

- (1) Urine examination ... 2,771
- (2) Stool examinations ... 2,473
- (3) Sputum examinations ... 10,182
- (4) Sputum concentration ... 3,951
- (5) Blood E. S. R. ... 7,211
- (6) Blood C. B. C. ... 2,847
- (7) Blood Group ... 979
- (8) Blood matching ... 656
- (9) Bleeding and Clotting time ... 212
- (10) Miscellaneous tests such as Widal, Kahn, Van Den Bergh, Blood-sugar, Proteins tests C. S. F. and Fluid examination etc. ... 136
- (11) Cultural and sensitivity Tests ... 74
- (12) Histopathological examinations :
  - (a) 225 tissue blocks were cut
  - (b) 107 specimens examined.
- (13) Supply of solutions :
  - (a) Procaine Hydrochloride 2 per cent. (R.P.T.B.H. R.D.T.B. Hospitals. Princess St., Foras Road and Khar T. B. Clinics) ... 88 Litres
  - (b) Sodium Citrate (O. T.) ... 78
  - (c) Novocaine (O. T.) 2 per cent. ... 23.5
  - Do. 1 per cent. ... 23
  - Do. 1/2 per cent. ... 5
- (14) Preparation of media for cultural work ... 400
- (15) A paper entitled "ABO Blood-Groups in relation to Pulmonary Tuberculosis published by Dr. S. N. Kothare in the Journal of the Post-graduate Medicine, Bombay, April 1959.

For this study 2047 bloods were grouped besides those mentioned in the item No. (7)

## Appendix No. 6.

*Surgical work done in the Operation Theatre.**(A) Surgical Operations performed*

Phrenic Evulsions	...	72
Thoracoplasty	...	150
Lobectomy	...	77
Pneumonectomy	...	49
Miscellaneous operations	...	59
		<hr/>
		407

*(B) Special examinations—*

Bronchography	...	145
Bronchoscopy	...	86
		<hr/>
		231

## Appendix No. 7

*A.P. and P.P. work done in the Wards*

Primary A. Ps.	...	11
Primary P. Ps.	...	689
Refills A. P.	...	...
Refills P. P.	...	3,387
		<hr/>

## Work Done at the T. B. Clinics.

## Appendix No. 8.

*Cases examined at the different T. B. Clinics during the year 1959—*

	Princess St.	Foras Rd.	Dadar.	Khar	Total
New cases of Pulmonary T. B.	... 8,313	2,533	5,600	1,027	17,473
New cases of non-tuberculosis	... 29,359	5,220	5,005	2,444	42,028
Total attendance of new cases	... 37,672	7,753	10,605	3,471	59,501

## Appendix No. 9.

*Cases detected as per age-group.*

Upto	10	15	20	25	30	35	40	45	50	55	60 & above.
Princess Street	... 312	193	1,187	2,060	1,587	993	695	448	395	443	...
Foras Road	... 63	64	432	676	515	288	195	105	100	95	...
Dadar	... 264	153	820	1,423	1,033	587	476	279	309	103	153
Khar	... 68	25	107	248	201	122	88	56	54	58	...
	<hr/>	<hr/>	<hr/>	<hr/>	<hr/>	<hr/>	<hr/>	<hr/>	<hr/>	<hr/>	<hr/>
	707	435	2,546	4,407	3,336	1,990	1,454	888	858	699	153

## Appendix No. 10.

*Other works done at the Clinics.*

	Princess St. T.B. Clinic	Foras Rd. T.B. Clinic	Dadar. T.B. Clinic	Khar T.B. Clinic	Total.
Total No. of contacts examined	... 1,554	457	3,022	421	5,454
Total No. of sputum examinations	... 355	...	9,125	215	9,695
Total No. of domiciliary visits	... 4,171	2,243	7,080	649	14,143
Total No. of radiograms taken (usual)	... 191	...	14	38	243
Mass Miniature	...	...	13,164	1,209	14,373
Total No. of screenings done	... 41,632	10,487	32,829	4,097	89,045
Total No. of attendance at the clinic	... 46,013	32,398	39,941	11,163	1,29,515

*A. P. and P. P. Work done.*

(a) Primary A. Ps. and P. Ps. induced at the clinic...	1	3	259	77	331
(b) No. of cases referred	... 43	146	43	1,041	1,273
(c) Total No. of A.P. and P.P. refills given	... 6,365	5,204	13,029	702	25,300

## ISOLATION CENTRE, DADAR.

## Appendix No. 11.

Work done in the Laboratory, Dadar T. B. Clinic.

Blood Count	...	350
Blood matching	...	Nil.
Blood Group	...	Nil.
Sputum concentration	...	25
Total sputum examinations	...	6,850
Blood E. S. R.	...	5,400
Total urine examinations	...	500
Total faeces examinations	...	20
Bleeding and clotting time	...	Nil.

## Appendix No. 12.

Admissions at the Isolation Wards, Dadar.

	Male	Female	Total
(1) Cases remaining on 1st January 1959	80	40	80
(2) New cases admitted from 1st January to 31st December 1959	266	120	266
(3) Total number of cases treated during the year	346	160	346

## Analysis of result

(a) Discharged as improved	...	142
(b) Discharged as not improved	...	...
(c) Non-tuberculosis cases	...	...
(d) Left prematurely against advice	...	100
(e) Patients died during the year	...	30
(f) Patients remaining on 1st January 1959	...	74
Total	...	346

## Appendix No. 13.

Admissions and deaths according to age-groups.

Age-group.	No. of patients admitted.	No. of patients died.
1-5	...	...
6-10	...	...
11-15	5	...
16-20	42	5
21-25	66	8
26-30	51	6
31-35	36	2
36-40	17	3
41-45	9	...
46-50	15	1
51-55	7	1
56-60	8	1
61-65	3	2
66-70	4	1
71-75	3	...
Total	266	30

## APPENDIX No. 14.

Statement of Account of Poor Box Fund of the Group of T. B. Hospitals for the year 1959-60.

RECEIPTS.		DISBURSEMENTS.	
	Rs.		Rs.
To balance in hand as on 31-3-59	366.12	By blood transfusion charges and cost of plasma	3,255.00
To balance with the Municipal Co-op. Bank Ltd. as on 31-3-1959	17,418.32	By E.S.R. charges	90.00
To by collection on account of issue of Medical cts. to patients	690.00	By Miscellaneous expanses	196.40
To collection from ward boxes	2,471.18	By payment of moiety	168.92
To donations	2,755.31	By cash in hand as on 31-3-1960	255.80
To contribution by patients and their relatives towards blood transfusion	60.00	By cash with the Municipal Co-operative Bank Ltd.	20,617.00
To Miscellaneous receipts	373.58		
To interest on investments	448.61		
Total	24,583.12	Total	24,583.12

## LEGAL DEPARTMENT.

During the year under report, Shri A. M. Desai, was in charge of this Department. Shri A. M. Desai, who was looking after the work of the Solicitor to Corporation was appointed as Solicitor to Corporation with effect from 1st May 1959.

This Department attended to the following work:—

(1) All conveyancing matters including Sales, Leases, Agreements, Contracts and Licences (2) Suits and other proceedings in the High Court, City Civil Court and Small Causes Court, (3) Appeals against rateable value in the Small Causes Court, (4) Prosecutions under the Municipal Act and other cases in the Police Courts, (5) References from various Departments on questions of law, (6) Amendments of the Municipal Act, Rules and Bye-laws, (7) Cases under the Workmen's Compensation Act.

During the year under report 9827 files were received from various Departments and 2238 letters were written to outside parties or their legal advisors; opinions on different departmental matters and advices on 195 documents were given.

The Department attended to the following matters in the different Courts: 40 High Court Suits, 300 City Civil Court Suits, 3 High Court Criminal Revision Applications, 7 High Court Criminal Appeals, 20 Civil Revision Applications, 117 Assessment Appeals, for City and 55 Assessment Appeals for Suburbs and Extended Suburbs, 178 Small Causes and other Civil Court Suits, 98 Small Causes Court References, 8 High Court Appeals from the Civil Court, 1545 Police Court Cases (out of which 800 were group cases, 6 Cases before the Commissioner, Workmen's Compensation, 33 Applications under the Minimum Wage Act and 15 Applications under the payment of Wages Act.

The following documents were completed:—

10 Conveyances, 38 Leases for 999 years or in perpetuity, 16 New Leases, 17 Surrenders, 18 Temporary Leases (Monthly Tenancy Agreements), 51 Licenses to Assign, 68 Licenses and Deed of Covenants, 33 Agreements, and 10 other documents.

During the year under report, the income of this Department (costs recovered) amounted to about Rs. 24,000 and the expenditure to about Rs. 1,14,472.00.

Details of the High Court Suits are given in the statement attached.

A. M. DESAI,  
Solicitor to Corporation.

Serial No.	Suit No.	Names of Parties.	Nature of Suit.	Remarks.
1	H.C. No. 2784 of 1949	M.C. vs. A. A. Bhornia.	For recovery of possession, and also of arrears.	Execution proceedings against the heirs and legal representatives were taken out as a result of which the occupants of the property in suit obstructed and so a Chamber Summons is taken out and the same is pending.
2	H.C. Suit No. 781 of 1953	M.C. vs. Ganpat Vithoba Apte and others.	Suit for recovery of arrears of property taxes.	Steps to put the properties for auction sale are being taken.
3	H.C. No. 90 of 1955	M.C. vs. M. A. S. Meherbakh.	For recovery of possession as also of arrears of compensation.	Execution proceedings pursuant to the decree passed are in progress.
4	H.C. No. 91 of 1955	M.C. vs. Nabi Abdulla Seth.	For recovery of possession as also of arrears of compensation.	Possession of the property in suit taken without execution. As regards recovery of the decretal amount, instructions from the Department are awaited.
5	L.A. Ref. No. 11 of 1956	S.L.A.O. & Ismail M. Kanga and others.	For recovery of arrears of property taxes.	Land Ref. has been disposed off and the amount of Rs. 16,445.69 has been recovered.
6	H.C. Suit No. 339 of 1956.	Mathradas Thakkar vs. M. C. Haridas	Suit for return of the goods and machinery or in the alternative for damages.	Decree passed.
7	H.C. Suit No. 378 of 1956.	Shankar Gunaji Chavan vs. M. C. and another.	For a declaration that the plaintiff and other members of the Mandal are not squatters in the Dadar Municipal Market but they are stall-holders, etc.	Suit pending.
8	H.C. First Appeal No. 43 of 1958,	Gokaldas Naranji and another vs. M.C. and another.	Appeal against the order of the C. C. C. Bombay holding that the piece of land in suit is a private street.	Appeal pending.
9	Misc. No. 200 of 1958	Smt. Banoo Bai vs. M.C.	For issue of a Writ restraining the respondents from removing the hutments at Jawahar Nagar, East Khar.	Petition dismissed.
10	Misc. No. 282 of 1958	Narsidas Dharamdas vs. M.C.	For issue of a Writ in respect of pulling down the structure at Borivli.	Petition dismissed.
11	High Court Second Appeal No. 446 of 1959.	M.C. vs. Jethalal D. Mody.	Against the decision of the Dist. Court Thana, declaring the levy of taxes by the Malad Municipality as invalid and void.	Second Appeal is pending.
12	Misc. No. 471 of 1958	Mahomed Yasim Kale & others vs. M.C.	For a Writ regarding mutton carriers Association.	Petition dismissed.
13	Misc. No. 494 of 1958	Srikishan Chokhani vs. M.C.	For a Writ to set aside the notice and for injunction etc.	Do.
14	Misc. No. 565 of 1958	Pandit Anandram vs. M.C.	For a Writ regarding unauthorised structure of land near Neptune Talkies, Bandra.	Do.
15	L.A. Ref. No. 27 of 1959	S.L.A.O. and Mahomed Usman Haji Ismail and others.	For recovery of arrears of property taxes.	Reference pending.
16	Misc. No. 56 of 1959	Sardarmal Hirachand and others vs. M.C. and others.	For a Writ to allow the Petitioners to execute the repairs required by C.E. and to prohibit the Corporation from proceeding under Section 472 etc.	Petition dismissed.
17	Misc. No. 86 of 1959	Devraj Jethabhai Shah vs. M.C.	For a Writ in respect of notice under Sec. 351(2) and for injunction restraining the Corporation from demolishing the structures at Bharucha Road, Dahisar East.	Petition dismissed.
18	H.C. Second Appeal No. 314 of 1959.	M.C. vs. Dayabhai M. Ajugia.	Against the decision of the District Court Thana, declaring the levy of taxes by the Malad Municipality as invalid and void.	Second appeal is pending.
19	H.C. Second Appeal No. 348 of 1959.	Jethalal D. Mody vs. M.C.	Do. do. ...	Do.
20	H.C. F. Appeal No. 347 of 1959.	Shri Murli Baldeo vs. M.C.	Appeal against rateable value.	Appeal pending.
21	H.C. Suit No. 447 of 1958	Doongorsey Haridas vs. K. Amzad Wazir and others.	For recovery of arrears of Property taxes	Matter is disposed off. Amount is recovered.

Serial No.	Suit No.	Names of Parties.	Nature of Suit.	Remark.
22	H.C. Misc. Petition No. 381 of 1959.	Messrs. Aero Advertisers vs. M.C. & S.L.	For issue of a Writ directing the Respondents to withdraw or cancel their refusal to grant written permission to float sky signs.	Petition pending.
23	H.C. Misc. Petition No. 382 of 1959.	Mulraj H. Gedia & Bros. vs. M.C. & others.	Issue of a Writ compelling the Respondents to withdraw and/or cancel the Notices of Demand, dated 5-12-1959.	Do.
24	H.C. Misc. Petition No. 13 of 1960.	Abdul Karim Malwawalla vs. S. N. Gambhir & others.	For issue of Writ against the Respondents directing them to cancel and/or withdraw the notice dated 18-12-1959.	Do.
25	H.C. Pauper Petition No. 3 of 1960.	Mrs. Beryl Young vs. Denzil, Issaks & others.	For a declaration that the structure in questions is authorized and for an injunction etc.	Petition and Notice of Motion pending.
26	H.C. Misc. Petition No. 64 of 1960.	Sitaram Kajariwala vs. The B. M. C. & other.	For Issue of a Writ directing the Respondents ordering them to withdraw or cancel the notices, dated 9th December 1958 and 6th January 1960.	Petition pending.
27	H.C. Petition No. 33 of 1960	Mahadeo Dhondiba Zondle. vs. M. C. & other.	For issue of a Writ directing the Respondents to withdraw or cancel the notices, dated 23rd July 1958 and 14th January 1960	Do.
28	H.C. Petition No 34 of 1960	Javahar Pandohi Shah vs. B. M. C.	Do. do. ...	Do.
29	H.C. Petition No. 35 of 1960	Chinsyan Parshuram vs. B. M. C.	Do. do. ...	Do.
30	H.C. Petition No. 36 of 1960	Alibeg Abdulla vs. B.M.C.	Do. do. ...	Do.
31	H.C. Petition No. 39 of 1960	Jamnadas J. Daxini vs. B.M. C.	Do. do. ...	Do.

# EDUCATION

Smt. Kapila T. Khandvala, B.A., B.T. (Bom.), M.A. (U.S.A.), continued to hold the Office of the Education Officer, throughout the year, except during the period from 11-5-1959 to 25-6-1959 during which period Shri M. P. Shah, B.Sc., B.T., LL.B., T.D. (Lond.), Superintendent, Gujarati and Aided Schools was acting as an Education Officer.

## II.—Municipal Schools, Pupils and Teachers.

The number of Municipal Schools and Classes in Greater Bombay at the beginning and at the end of the year was as follows :—

	As on 31st March 1959				As on 31st March 1960.			
	City.	Suburbs.	Extended Suburbs.	Total.	City.	Suburbs.	Extended Suburbs.	Total.
Schools ...	373	136	49	558	379	148	42	569
Classes ...	46	30	15	91	47	37	26	110
Total ...	419	166	64	649	426	185	68	679

The following changes took place in the number of schools and classes during the year under report :—

	City.	Suburbs.	Extended Suburbs.	Total.
(1) No. of New Classes opened ...	4	15	4	23
(2) No. of New Schools opened ...	4	4	...	8
(3) No. of classes converted into schools ...	3	8	2	13
(4) No. of schools converted into classes ...	1	...	9	10
(5) No. of Classes amalgamated with Schools. ...	1	...	...	1

On the principle of providing higher standards for 35 children or more in the City and Suburban Schools and 25 children or more in the outlying far away schools in the Suburban and Extended Suburban villages or in areas with village conditions, higher standards—26 classes of Std. V, 23 of Std. VI and 17 of Std. VII—were opened from June 1959, thus providing facilities for Upper Primary Education.

The total number of Upper Primary (including Vocational) and Lower Primary Schools and Classes was 319 and 360 respectively as against 286 and 363 during the preceding year. The scheme of amalgamation of schools and co-education introduced during the year 1949 with a view primarily to effecting economy and fostering feeling of fraternity among the pupils worked smoothly and efficiently and the teachers and pupils worked in harmony and co-operation.

The total number of pupils on Rolls at the end of the year in Municipal Schools in Greater Bombay stood at 3,16,105 (2,29,102 in the City Schools, 68,159 in the Suburban Schools and 18,844 in the Extended Suburban Schools), as against 2,94,632 (2,18,746 City, 59,023 Suburbs and 16,863 Extended Suburbs) in the previous year. Thus there was a net increase of 21,473 pupils in the Municipal Schools. The number of pupils in the Lower Primary Classes was 2,37,873 (1,68,614 in the City, 54,725 in the Suburbs and 14,534 in the Extended Suburbs) and the number of pupils in Upper Primary Classes was 78,232 (60,488 in the City, 13,434 in the Suburbs and 4,310 in the Extended Suburbs). The highest number of pupils on Rolls in Municipal Schools was, however, 3,42,562 (2,48,582 in the City Schools, 73,671 in the Suburban Schools and 20,309 in the Extended Suburban Schools) at the end of July 1959. The number fell to 3,16,105 at the end of March 1960. The average attendance of pupils throughout the year was 2,80,777 (2,06,447 in the City Schools, 58,776 in the Suburban Schools and 15,554 in the Extended Suburban Schools), as against 2,57,944 in the preceding year. It has been observed for a number of years that a gradual rise in the number of pupils till August followed by a fall in that number in the latter half by the end of March has been a characteristic feature in Municipal Schools and this is attributed mainly to the migratory nature of the labour population in the City and the restriction on admission in Municipal Schools after 31st July, striking off the names of pupils on account of continuous absence and also due to the indifference of parents in not continuing to send their children to schools on account of poor economic conditions. A statement showing Municipal Schools and pupils is given in Appendix No. I.

The total number of teachers in Municipal Schools at the end of the last year was 8,001 out of whom 303 were special teachers. The number increased to 8,503 (with 308 special teachers) during the year under report. Out of 8,195 ordinary teachers, 7,227 (i.e., 88.1 per cent.) were trained, as against 6,812 out of 7,698 (i.e., 88.6 per cent.) in the previous year. A statement showing the details of the number of trained, untrained, permanent and non-permanent ordinary teachers in Municipal Schools is given in Appendix No. II.

In the year 1953, the old practice of assessing the requirements of teachers entirely on the basis of the number of children on rolls and those attending was changed as the same was more or less found unsuitable owing to the uneven sizes of class rooms and also due to fluctuations in these (attending) numbers. As an alternative, it was decided to fix the number of teachers required according to the number of class-rooms in actual use (including rooms used twice in double session schools) thus ensuring one teacher for each class room. The then prevailing basis for granting additional teachers to larger schools was also revised allowing only one additional teacher to each school having an average attendance of 500 or more. The provision of leave reserves (which was formerly 10 per cent.) was also reduced to 7½ per cent. The new formula known as "Class Room Formula" was approved by the Education Committee in August 1953, provisionally as an experimental measure and the same continued to be followed for assessing the requirements of teachers during the year under report. The adoption of "The Class Room Formula" was a novel experiment resulting in far-reaching changes in the system hitherto followed by the Department. It was desirable to gauge the full implications of the Formula after carefully observing its working for a considerable time, so as to arrive at a final decision to accept it as a permanent measure after necessary modifications in the light of experience gained so far, for determining the assignment of teachers to schools. It was observed that on the basis of the leave admissible to teachers, leave reserves of 3½ per cent. of the total number of teachers should be adequate. Hence, the percentage of leave reserves has been reduced from 7½ per cent. to 3½ per cent. This Class-room Formula was finally adopted as a basis of assigning teachers to Municipal Schools by the Education Committee, under Education Committee Resolution No. 501 of 6-3-1959.

The supervision of Municipal schools continued to be attended to by the Education Officer, the Superintendents and the subordinate Supervising Officers of the Department. The Supervising Officers paid Educational and Surprise visits to the schools, inspected the lessons given by the teachers and also the School Records, etc., and made useful suggestions to improve the tone of efficiency and discipline in Municipal Schools.

As usual, the syllabus of studies was divided month by month for the guidance of teachers and for facilitating gradual completion of studies in time as per schedule. Teaching Aids on different subjects were supplied to the schools in order to make teaching more interesting and effective. Additional teaching Aids such as Maps, Charts and Models were also prepared by the teachers themselves. Hindi was continued to be taught in the Upper Primary Classes. Teachers' Diaries and Pupils' Progress Cards and Registers continued to be maintained as usual and parents were kept informed of the progress, conduct and attendance of their wards by forwarding to them the Progress Cards every month. Pupils of Standards I to III were promoted to higher standards at the end of the year on the basis of the results of the Weekly Tests throughout the year. Double Promotion Examination as per the Rules was conducted in August 1958 by the Supervising Officers. In all 550 i.e., 85.8 per cent, pupils out of the total of 640 pupils who had appeared for the Examination were successful and promoted to higher standards from 1st September 1959.

Written Examinations of pupils of Standards IV to VII were held in the months of March and April 1960 by a Central Examination Board including representatives of the Municipal Teachers' Federation and the Municipal Head-Teachers' Association, specially constituted for the purpose. Sub-Committees were appointed by the Board for the purpose of setting the Question Papers on the different subjects and the Sub-Committees forwarded to the Paper Setters selected questions from those received from the schools of different zones. The Examinations were conducted in the bigger schools and the Answer Books were assessed by the selected teachers at fixed Centres under the supervision of the Supervising Officers. Standardwise Results of the Annual Examinations of Municipal Schools held in March and April 1960 are given in Appendix No. III. A Supplementary Examination will be held in June 1960 for the benefit of those pupils who could not appear at the previous Annual Examination due to circumstances beyond their control.

In all, 17,512 pupils from Municipal Schools (14,327 from City, 2,426 from Suburbs and 759 from Extended Suburbs) appeared for the Primary School Certificate Examination, 1960 and 9,036 of them (7,661 from the City, from 995 Suburban Schools and 380 from the Extended Suburban Schools) were successful.

The following factors, *inter alia*, hampered the progress of pupils in Municipal Schools—

- (1) Largeness of certain classes.
- (2) Lack of suitable School Buildings.
- (3) Inadequate facilities to pupils to study at home; and
- (4) Economic conditions of the parents resulting in irregular attendance and long and continuous absence of pupils.

With a view to avoiding over-crowding in Classes it was laid down that ordinarily a Class should not have more than 50 pupils to facilitate proper attention to pupils. However, in schools with big Class-rooms, the number of pupils in a class sometimes reached a figure of 55-60 rendering the Class unwieldy and unmanageable for the Class-teacher. Consequently, the necessity of doing teaching work in detail by giving individual attention could not be fulfilled in some of the Schools. On the other hand, in schools housed in hired residential buildings, overcrowding on account of inadequate space was an impediment in the way of efficient instruction. In all, about 442 (375+67) Municipal Schools and Classes were required to be run in two Sessions and more than two sessions for want of sufficient accommodation; and 3,069 class-rooms were required to be used twice. This measure, though resorted to as a matter of necessity, has been hampering instruction besides causing a lot of inconvenience to the pupils, teachers and the parents. A programme of construction of new school buildings, which is being implemented on a larger scale, would, it is hoped, improve the situation considerably in a few years.



The existing curriculum for Standards I to VII revised by the Government came into force in the year 1955 and is being followed in the Municipal Schools from June of that year.

As required under proviso of Section 62BB of the Bombay Municipal Corporation and City of Bombay Primary Education (Amendment) Act 1950, the same Text Books which were being used during the previous year, were continued to be used during the year under report in accordance with the directions of Government. Changes in the use of Text Books, wherever effected, were done with the sanction of Government, as per the proviso of the above quoted Section of the Act.

The Rahimtulla Currimbhoy Urdu Training Institute for Women continued to function well, as usual. Till last year, there were only two Classes one for the First Year students and the other for the Second Year. Due to heavy rush of candidates seeking admission to the First Year Class, an additional Division of First Year was opened, during the year under report, with the sanction of the Government. In all, 96 pupils in the First Year and 48 in the Second Year were under Training at the Institute. All the 96 trainees of the First Year Class were promoted to the Second Year Class. Out of 48 trainees of the Second Year who appeared at the Primary Teachers' Certificate Examination, 32 were successful. The percentage of the result comes to 66.6

The teaching staff of the Institute included a Head Mistress, 6 Inspectors, 1 full time and 1 part-time Craft Teachers and 6 part time Special Teachers for teaching Sewing, Drawing, Physical Education, Hindi, Gujarati, etc. Various extra curricular activities such as celebration of National Festivals, observing Gandhi Jayanti Week, etc., were carried on during the year. "One day Canteen" was run by the trainees of First Year, A' Division and the Second Year Trainees and the amount of profit accrued therefrom, was utilised for purchasing useful articles for the trainees. A camp for the benefit of trainees of Second Year was arranged at Aurangabad from 28-12-1959 to 1-1-1960. "Community Lunch" was arranged once during the year and Mass Cooking, was done by trainees only.

Municipal Urdu Teachers' Training Class was started in July 1958. During the year under report in addition to the First Year Class, the Second Year Class, was started with forty trainees. The teaching staff included one Head Master, three full time Instructors, three part time Instructors, one full time and one part time craft teachers and two special teachers.

Out of 40 trainees of the First Year Class, 39 appeared at the Annual Examination (1960) and they were all promoted to the Second Year Class. Out of the 40 trainees of the Second Year, 37 (i.e., 92.5 per cent.) were successful at the Primary Teachers' Certificate Examination.

Various extra curricular activities, such as celebration of National Festivals, Establishing College Parliament, holding debates etc., were successfully carried out. Some of the trainees were taken up to Poona for 5 days in January 1960 with a view to getting these trainees acquainted with the working of the Government Training College for Men, Poona.

The Gujarati Teachers' Training Class, which was also started in July 1958, continued to function as usual for the second year of its starting. The First Year Class was started in the month of August 1959. In the beginning, less number of teachers joined the training class with the result that additional teachers from Municipal Aided Schools were allowed to join the Training Class. Thus, at the end of the year there were 40 and 36 trainees in the Second Year and First year classes, respectively.

All the 36 trainees of the First Year Class were promoted to the Second Year Class, on their examination at the end of the academic year. Out of 40 trainees of the Second Year Class, 33 (i.e., 82 per cent.) were successful at the Primary Teachers' Certificate Examination.

Various extra curricular activities such as celebration of Independence Day, Republic Day, Gandhi Jayanti, were carried out in the College. A manuscript magazine was brought out, by the trainees on the occasion of the Independence Day. The Trainees of both the Classes were taken up to Elephanta Caves. The trainees on their own accord collected a sizeable amount for Surat Relief Fund which was remitted to the "Bombay Samachar" for disposal. Co-operative Society was organised by the trainees.

At the end of the year there were 6 ordinary teachers with equal number of special teachers (including craft teachers), the Head teacher of the Training Class having tendered resignation of her post.

An amount of Rs. 75 per month was given as Loan Scholarship to each of the Municipal teachers, who under-went training at the Municipal Training Class. Those of the Municipal teachers who joined other training colleges were also given similar loan scholarship on their requests.

Since April 1958, no fees are charged for the pupils in Municipal Schools.

Fees, Freeships and Trust Fund Prizes.

The amount of interest accrued on various Trusts and Endowment Funds was distributed among the eligible pupils in accordance with the terms and conditions of the respective trusts.

The progress towards the replacement of old type of furniture and the adequate supply of equipment and teaching aids and materials continued as usual during the year under report. Furniture articles, etc., worth Rs. 8,78,240 (approx.) were purchased during the year. Text Books, slates, slate pens, exercise books, etc., worth Rs. 18,700, (approx.) were ordered out during the year for being distributed to poor and deserving children in Municipal Schools.

The number of Municipal owned school buildings at the beginning of the year was 104 out of which 38 were in the City, 41 in the Suburbs and 25 in Extended Suburbs. 5 school buildings were built during the year under report at Santacruz, Kurla, Ghatkopar, Kalina and Mulund. Thus, the number of Municipal owned school buildings rose to 109 (38 in the City and 45 in the Suburbs and 26 in Extended Suburbs).

192 schools (including classes) were housed in the Municipal owned school buildings. 472 schools (including classes) were accommodated in rented buildings, which were originally meant for residential purpose continued to be a handicap, more so, for want of proper and timely repairs which the landlords are rather reluctant to carry out. 15 schools were housed in rent free buildings. While the number of pupils in Municipal Schools has been increasing from year to year, it has become practically impossible to acquire additional accommodation except by way of constructing new school buildings or extending existing ones. Alive to this problem, the Department is making a steady and planned progress towards the construction of new school buildings, extension of the existing ones and the acquisition of private plots and structures wherever possible.

Extensions were carried out at the Imamwada Municipal Urdu Schools. Two schools at Gokhale Road, (South) Dadar and Kandivali were under construction during the year under report.

### III—Municipal Aided and Recognised Schools.

On 1st April 1959, there were in all 338 Municipal Aided Schools out of which 226 were in the City 67 in the Suburbs and 43 in the Extended Suburbs. During the year, 7 new schools were granted registration, 2 schools were transferred from the list of Aided Schools to the list of Unaided Schools. 4 schools were closed down, 1 school was amalgamated with another school and 1 school was taken over by the Corporation. Thus, on 31st March 1960, the number of Aided Schools was 337 (223 City, 71 Suburbs and 43 Extended Suburbs). Two Special Institutions—Seva Sadan Training College and Vanita Vishram Training College—have been removed from the list of Aided Schools.

The number of pupils in Aided Schools in the City, Suburbs and Extended Suburbs increased during the year under review from 93,118 to 96,461 as per details given in Appendix No. IV. The average number of pupils on Rolls in Aided Schools during the year was 95,591 as against 92,416 in the previous year, the average daily attendance being 87,159 (i.e., 91.2 per cent.) as against 83,757 (i.e., 90.4 per cent.) of the previous year.

The total number of teachers in Aided Schools as on 31st March 1960 was as follows:—

Teachers in Aided Schools.

	City.	Suburbs.	Extended Suburbs.	Total
Ordinary Teachers	1,806	591	353	2,750
Special Teachers	358	109	28	495
Total	2,164	700	381	3,245

Out of 2,750 Ordinary Teachers, 1,879 were trained and 871 were untrained as against 2,704 ordinary teachers in the preceding year, out of which 1,815 were trained and 889 were untrained. The percentage of ordinary trained teachers in Aided Schools to the total number of ordinary teachers worked out to 68.3 which compared unfavourably with the percentage of trained teachers in Municipal Schools which is 88.1 per cent.

The Superintendent, Gujarati Schools (South) continued to be in-charge of the Aided Schools. The Superintendent was assisted in his work by an Assistant Superintendent and six Inspecting Officers. Educational work of the Aided Schools was observed, checked and guided by surprise visits, inspection visits, etc., by the Inspecting Officers. Their registers and records were checked by the clerical staff of the Aided Section. Some of the Officers of the other Sections also assisted the Superintendent, Aided Schools, in his work of Annual Educational Inspection of the Aided Schools.

The power of administering grants to Aided Schools vests in the Corporation under Section 62 C(3) of the Bombay Municipal Corporation Act. The rate of the maximum admissible expenditure per pupil per annum in respect of the Aided Schools is Rs.50. The total amounts of grants assessed as per rules in favour of the Aided Schools for the year under report amounted to Rs. 8,74,506 for the City Schools and Rs. 3,07,203 for Suburban Schools as against the corresponding figure of Rs. 8,47,633 and Rs. 2,61,561 respectively of the previous year. The amount of grant assessed was Rs. 1,41,914 for the Extended Suburban Schools as against the corresponding figure of Rs. 1,22,089 in the previous year. As the provision of amount in the Budget fell short of the amounts assessed, cuts to grants assessed in favour of certain schools were applied on the basis of the income and the admissible expenditure on the total expenditure. The amount of grants to be paid to the Aided Schools is Rs. 4,58,091 for City and Suburbs and Rs. 53,265 for Extended Suburbs. As the grant provided for Extended Suburban Schools fell short of the amount proposed by Rs. 3,265 the deficit was proposed to be met from savings from City Suburbs.

The grant was not assessed in case of three schools (Joshi Vidyalaya, Madresa e-Saiyyah, Fort and Rapid Progress School) as the number of pupils on Roll in these schools was below 15.

The total expenditure incurred by the Aided Schools and the average cost per pupil to the Corporation by way of grants for the year 1958-59 with comparative figures of the previous years are given in Appendix No. V.

During the year under report, the Inspecting Officers made special efforts to remove the grievances of some teachers in respect of their salaries. The benefits of service conditions laid down by Government for Secondary Section were extended to teachers in Primary Aided Schools and service conditions of teachers.

Special emphasis was laid on the planning of class work by the teachers.

Efforts were made to persuade the Managements in some schools to revise their pay-scales and to introduce P. F. Scheme for the teachers. Training in Health and Community Living was in progress.

A revised draft Grant-in-Aid Code, which was prepared and submitted to the Education Committee as mentioned in the previous reports is practically finalised by the Committee and the Corporation. The same will be put into force after the sanction of the State Government is received.

Besides the Aided Schools, there were 75 other schools (57 in the City, 10 in the Suburbs and 7 in the Extended Suburbs) which were recognised but which did not receive aid from the Corporation. About 636 teachers (527 in the City, 66 in the Suburbs and 43 in the Extended Suburbs) were working in these schools imparting education to about 16,214 pupils (13,472 in the City, 1,769 in the Suburbs and 973 in the Extended Suburbs).

#### IV.—Free and Compulsory Primary Education.

The work of enforcement of compulsion was being looked after by the Assistant Special Attendance Supervision Officer.

As per Resolution of Education Department, No. P.R.E. 6356-F., dated the 24th December 1958, the amended Rule No. 5(1) under Section 18 of the City of Bombay Primary Education Act, 1920, provides that the Corporation shall prepare once in three years, a Census Register of all children of Compulsory school age attending as well as those of ages in 3 to 6, in a prescribed form.

Accordingly as a Census was taken in the year 1957-58 of non-attending children of school going age i.e., from 6 to 11 years as well as those aged 3 to 6, the next Census will be taken up in the year 1960-61.

#### V.—Vocational Education.

The Municipal Vocational Upper Primary Schools which prepare pupils for the Primary School Certificate Examination continued to function satisfactorily during the year under report. The Director of Technical Education has agreed to grant Recognition to the Municipal Printing Class at Foras Road, provided arrangements are made in the Class for teaching III Year Typography Course. There were 23 Vocational Classes in 11 Vocational Schools during the year under report. Out of these, 10 taught Carpentry, 5 Tailoring, 2 Clay Modelling and 1 each Sign Board Painting, Clock Repairing, Book Binding, Toy Making, Carpet Weaving and Printing. The number of pupils in these Handicrafts classes increased from 5,168 to 5,472 during 1959-60.

Instruction in Weaving and Cardboard Modelling is also given in some Classes of the Lower Primary Schools of the Suburbs. All these Handicrafts Classes worked under the direct supervision of the Supervisor of Handicrafts and Stores. Out of a total number of 54 Craft teachers, 29 were for Carpentry, 18 for tailoring, and one each for Sign Board Painting, Clock Repairing, Book Binding, Printing, Clay-modelling, Toy Making and Carpet Weaving.

Out of 5,472 pupils of the Handicrafts Classes, as many as 2,204 pupils received instruction in Carpentry and 1,501 in Tailoring as against 3,367 pupils of the previous year. From the year 1953-54 Wood-Work and Tailoring have been listed as compulsory subjects for the Primary School Certificate Examination for which 393 and 355 pupils appeared for the respective subjects.

The Exhibition of Sewing Work and Handicrafts articles held in the month of April 1959 was opened at the hands of Shri B. S. Dhume, Chairman of the Education Committee of the Corporation. The sale proceeds of exhibits amounting to Rs. 6,491.34 were credited to the Municipal Treasury.

#### VI.—Physical Education.

The Government Syllabus in Physical Education for Lower Primary and Upper Primary Schools in the State continued to be followed in Municipal Schools this year also with suitable modifications to suit local conditions which are the direct result of shortage of open spaces and playgrounds adjoining the schools. Five periods per week for Standards I to IV and three periods per week for Standards V to VII were assigned for Physical Education. Pupils of Standards V to VII of Vocational Schools who had to learn Crafts were exempted from Physical Education as they had to put in strenuous work during the periods of Craft learning. Separate time-tables were continued to be maintained in schools for Physical Education and the Senior Supervisor, Physical Instruction, assisted by other 8 officers of the Department, guided the teachers in efficiently imparting Physical Education in Schools by paying frequent visits to schools.

Appendix No. VI gives the information regarding Physical Education in Municipal Schools.

Following were the main activities of the Physical Education Department during the year under report:—

##### (i) Annual Sports.

The Sports Competitions of the pupils of Municipal Schools of all sides were held in common in the month of December 1959 at 24 centres—15 in the City, 6 in the Suburbs and 3 in the Extended Suburbs. Final Sports were held on 9th January 1960 at Shivaji Park, Dadar. The Prize Distribution Ceremony of the Annual Sports was held on 17th February 1959, at the Gilder Tank Play-ground under the presidency of Dr. N. N. Kailas, Deputy Minister for Health, Government of Bombay. The function was attended by distinguished people, Municipal Officers and Corporators. The championship cups were won by the following Schools:—

- |                                      |  |
|--------------------------------------|--|
| (1) Dr. Khurshedji J. J. Byramji Cup | ... Suren Andheri Upper Primary Marathi School.                |
| (2) Jal Engineer Cup                 | ... Wadala Upper Primary Marathi School.                       |
| (3) Mirchandani Cup                  | ... Parel Village Marathi School New Mill Ward [Hindi School]. |
| (4) Smt. Malandkar Cup (for Boys)    | ... New Mill Ward No. 1 Marathi School, Kurils.                |
| (5) Smt. Malandkar Cup (for Girls)   | ... Marol Marathi School.                                      |

**(ii) Mass Drill Displays.**

5 Mass Drill Displays—3 of the City Schools, 1 of the Suburban Schools and one of the Extended Suburban Schools—were held during the year under report. Mass Drill Display of the Municipal Schools in South Bombay was held on 2nd December 1959 at the Gilder Tank Playground, under the Presidentship of Shri B. P. Save, Educational Inspector, Greater Bombay, wherein about 1,200 children participated. Mass Drill Display of Municipal Schools in North Bombay was held on 10th December 1959 at Shivaji Park under the Presidentship of Shri G. B. Mahashabde, Municipal Councillor wherein about 2,700 children took part. In North Bombay another display at Purandare Stadium, Naigaum, was held on 12th December 1959 under the Presidentship of Shri M. Pakvasa, wherein about 1,400 pupils took part. In the Suburbs, a display was held on 4th December 1959 in the St. Xavier High School compound, at Vile Parel, under the Presidentship of Shri R. C. Raval, Deputy Municipal Commissioner (Suburbs). About 900 children had participated in the Rally. In the Extended Suburbs, a Rally was held on 8th December 1959 at Malad under the Presidentship of Sardar Laxman Singh, Principal of the High School, Wadala, Bombay. Nearly 800 children participated in the Rally.

The Displays among other items, included Swagat Gaet, March Past Exercises, etc., and the distinguished guests expressed their satisfaction at the discipline displayed by the children of Municipal Schools.

**(iii) Physical Training Class.**

Physical Training Class was conducted this year, at the Gilder Tank to train teachers in Physical Education. The whole Syllabus of the Physical Education was covered during the course. More stress was given on practice, teaching and skill, and the trainees were examined in theory, practice and skill. 80 teachers took the benefit of this training class. One day camp of trainees was arranged on 23rd February 1960 at Vihar.

On the concluding day of the Course, a grand demonstration of all the activities taught in the Camp was displayed by the trainees at a small function, presided over by Shri B. S. Dhume, Chairman, Education Committee.

**National Discipline Scheme.**

The National Discipline Scheme, which was put in force in November 1956 made good progress during the year. In the first instance, two centres one at Dongri and the other at Bandra were selected. However, due to non-availability of sufficient open ground, the centre at Bandra was discontinued and a centre at Parel Poibavdi was started during the year.

Two demonstrations of pupils under training of this Scheme were held, one at Dongri and another at Kamgar Maidan, Parel, under the Presidentship of Shri V. N. Desai, Municipal Councillor and Shri B. S. Dhume Chairman, Education Committee, respectively.

Two of the Instructors appointed for carrying out the Scheme were deputed for training at Diggi for two and half months from 15th January 1960 to 31st March 1960.

**VII.—Scout and Guide Movement.**

The Boy Scouts and Girl Guides Movement continued to flourish as usual in Municipal Schools. Shri M. V. Dorde, B.A., M.L.C. and Smt. K. Khandvala, Education Officer, continued to hold the office of the Assistant State Commissioner, Municipal Boy Scouts and Girl Guides. Assistant State Commissioner, for Girl Guides, respectively, during the year. Shri K. Tembe, Dr. N. N. Shah, held the office of the District Commissioner for Boy Scouts for North and South, respectively, while Smt. Khadija Shuffi Tyabji continued to hold the office of the District Commissioner, Municipal Girl Guides for South and Smt. Manoramabai Malandkar held the office of the District Commissioner, Municipal Girl Guides for North, till her death on 7th December 1959.

The number of Scout Troops and Cub Packs at the end of the year was 164 (134 in the City Schools and 30 in the Suburban Schools), respectively and that of Scouts and Cubs was 4,422 (3,690 in the City and 732 in the Suburbs) and 750 (600 in the City and 150 in the Suburbs), respectively. The number of Girl Guide Companies and Flocks at the end of the year was 76 (69 in the City and 7 in the Suburbs) and 156 (134 in the City and 22 in the Suburbs). The number of Guides and Bulbuls in them was 1,704 (1,536 in the City and 168 in the Suburbs) and 3,360 (2,832 in the City and 528 in the Suburbs) respectively, during the year.

The usual activities of the Municipal Boy Scouts and Girl Guides such as (i) Week-end Camps, trips and excursions, (ii) Preliminary and Patrol Leaders' Training Camps, (iii) Social Work, (iv) Help at Departmental and Public Functions and (v) Celebration of Republic Day, Independence Day, etc., continued to be carried out during the year.

Following were some of the important activities of the year:—

**(i) Training cum Conference of District Commissioners and Honorary Secretaries.**

A Training-cum-Conference of District Commissioners and Honorary Secretaries of Local and District Associations of Bharat Scouts and Guides of Bombay State was arranged on the 4th and 5th July 1959 in Scout-Guide Pavillion, Dadar. Nearly, 100 delegates from all over the State attended the Conference. The Conference gave guidance and encouragement to the delegates in carrying out their daily routine to chalk out their future plan of action.

**(ii) First Class Scout-Guide Rally.**

The Fourth first Class, Scout-Guide Rally of Bharat Scouts and Guides was organised at Baroda from 4th November to 7th November 1959. 20 Scouts, 20 Guides, 3 Scout Masters and 3 Guides along with two A. O. Cs. (Boy Scouts and Girl Guides) attended the Rally.

**(iii) National Scout Guide Week.**

As per the directive of the Bharat Scouts and Guides, Bombay State, the Sixth Scout/Guide Week, was celebrated by the Municipal Scouts and Guides from 28th November to 6th December 1959. As it was decided not to collect any funds through our Scouts and Guides, the Municipal Scouts and Guides could not participate in the item "Khari Kamai" sponsored by the Bharat Scouts and Guides. They, however, participated in all other activities. Throughout the Week, the Scouts and Guides were attending their respective Schools in Scout Uniforms and helping their teachers, Schoolmates and Chawl neighbours in maintaining discipline and cleanliness in the schools and at homes.

Small exhibitions at two places Scout Guide Pavallion Shivaji Park, Dadar, and New Era School, Bombay were arranged on the scout-guide activities.

**(iv) Patrol Leaders' Training Camp.**

A Patrol Leaders' Training Camp for Scouts was organised at Aarey Colony Camping Ground in the month of January 1960 wherein 100 Scouts from 70 Municipal Schools participated. Subjects like Patrol System, Signalling, Map Drawing, Tent Pitching, Hiking, etc., were taught in details to Scouts.

Similar training camp was also organised for the Guides whereat 100 Guides took part. Subjects like "Tracking signs", "Whistle Signals", "Knotting", etc., were taught at the Camp.

**(v) Refresher Courses.**

To acquaint the teachers with new trends in the Scout-Guide Movement and to refresh their previous knowledge, Refresher Course for the Scout Masters was conducted at Aarey Colony for four days in the month of January 1960.

Similar Course was also arranged for Guide Captains and Bulbul Flock Leaders at the same place.

**(vi) Annual Scout Sports and Rally.**

The Annual Sports of the Boy Scouts and Girl Guides were held during the month of February 1960 at two centres—One in the South at Gilder Tank and the other in the North at Shivaji Park, Dadar.

The events included interesting items, like Knotting, Bandage, Signalling, Track-mapping, Marching Skipping, etc. About 1,225 Scouts and Cubs and 1,460 Guides and Bulbuls participated in the Sports as against 1,125 Scouts and Cubs and 1,320 Guides and Bulbuls during the preceding year.

The Annual Rally of the Municipal Scouts and Guides was held on 1st March 1960 on the Gilder Tank Playground under the presidentship of Smt. Nirmala Raje Bhonsle Dy. Minister for Education, Government of Bombay. In her presidential speech Smt. Bhonsle appreciated the skill and grace shown by the Scouts and Guides in Municipal Schools. She said the principle of Scouting and Guiding should be brought in practice by the young generation which would help them to build up their character. The function included a number of interesting Scouty items.

The Championship Cups and Shields were awarded to different Schools, the names of which are shown in Appendix No. VII.

**VIII.—Finance.**

The principal sources of income of the Primary Education Department are (i) five times the actual Education Fund net realisations of the Corporation in the preceding year under the Head of General Budget. Tax (including arrears and payments in advance) divided by the rate fixed for the General Tax for the said financial year, (ii) Government Grant towards Primary Education, and (iii) other Miscellaneous Receipts. The Budget Estimates of the Education Fund for 1959-60 were prepared and submitted by the Municipal Commissioner to the Education Committee in the month of October 1958 as required under Section 126C of the Bombay Municipal Corporation Act. An important change in the structure of the Budget Estimates made by the Commissioner in that the Provision for D. A. which was hitherto shown under a separate Minor Head was provided under the respective Estt. Grants so as to give a correct picture of the total Expenditure under Estt. Similarly the provision for Pension and P. F. was shown under the respective minor heads under different service heads. The income for the year 1959-60 was estimated at Rs. 2,19,28,343 showing an increase of Rs. 38,36,343 over the Budget Estimates of the previous year. The increase was mainly due to an estimated rise in the receipts from (i) General Tax and (ii) Increased receipts under Education cess. (iii) increase on investment of Surplus Monies. (iv) Government Grant for Extd. Subs. and (v) Miscellaneous Receipts. The estimated expenditure for 1959-60 was placed at Rs. 2,37,78,865. Thus, the Budget Estimates for 1959-60 showed a deficit of Rs. 18,50,522. The Budget Estimates were adopted by the Education Committee and the Corporation with certain changes.

On closing the account for the year 1958-59 the actual closing balance amounted to Rs.

**Income and Expenditure**

The details regarding the Municipal Grants, Government Grant and other Miscellaneous Receipts are as follows:—

	Municipal Grants.	Government Grants.	Miscellaneous Receipts.	
			Education cess	Other Receipts
	Rs.	Rs.	Rs.	Rs.
City	1,19,79,319.00	30,62,625	37,18,132.41	3,51,292.67
Suburbs	20,19,038.00			
Extended Suburbs	5,20,862.03	+ 2,500.00	+ 1,28,001.59	+ 1,419.86
<b>Total</b>	<b>1,45,19,219.03</b>	<b>33,12,625*</b>	<b>38,46,134.00</b>	<b>3,52,712.53</b>

The total expenditure for the year including offices, amounted to Rs. 22,54,1756.68 the excess amount reserved for the charges for the year being Rs. 70,905. The closing balance stood at Rs. 16,12,979.47

The Grant paid by Government to the Corporation towards the cost of Primary Education amounted to Rs. 33,27,083 including the amount of Rs. 5,50,000 for the Suburban Schools of Primary Education and Rs. 2,77,083 for Extended Suburban Schools. The statement showing Average Cost per pupil, average cost per pupil is given in Appendix No, VIII

#### IX.—Research Unit.

Smt. Madhuri R. Shah, B.A., (Hons.), M.Ed., Ph.D. (Bombay) Ph.D. (London) was in-charge of the Research Unit throughout the year except for the period from 26th March 1960 to 31st March 1960 when she proceeded on study leave to U. S. A. for about nine months. Smt. V. M. Nadkarni, B.A., B.T. D.L. (Bombay), M.Sc. (Education) (California) II Class Honours held the post of Acting Research Officer from 26th March 1960 to the end of the year.

The Research Officer carried out the following studies during the year:—

(1) The project of study of wastage and stagnation was continued. The object of the study was to determine the extent of wastage and stagnation in primary Schools, the reasons for such wastage and stagnation, the relation, if any, between wastage and stagnation, the relation to the age of the children the subjects in which the children commonly fail, the reasons thereof and other similar aspects of the problems which arise in the course of the investigation. The study covered the progress of about 6,400 children enrolled in different years from 1950 onwards about 2,000 of whom have been traced and followed up. Six groups were selected for the purpose as under:—

- I—Children enrolled in 1950 in Standard I to be followed up to the year 1957-58.
- II—Children enrolled in 1953 in Standard I to be followed up to the year 1957-58.
- III—Children enrolled in 1955 in Standard I to be followed up to the year 1957-58.
- IV) Children enrolled in 1956, 1957 and 1958 respectively to be followed up for a period ranging from
- V } four to seven years.
- VI }

The sample taken includes about 4,000 Marathi, 1,200 Gujarati, 600 Urdu and 600 Hindi speaking children. The investigation which is going to be continued will study details like the causes of failure, ways of minimising stagnation by suggesting change in the curriculum, teaching methods, training teachers and other allied problems.

(2) On the basis of and experience gained from the Pilot Study conducted in August, 1958, a similar survey was conducted in the succeeding year during the period from 15th July to 31st July, 1959 to get all the children of compulsory age to school and to ensure their regular attendance.

The survey covered 21 backward areas selected from 12 different wards. One teacher for each of the 21 areas was appointed to work in a small population pocket of about 2,000 people. As a result of the efforts of teacher-enumerators, 354 non-attending children of compulsory age out of 442 children were brought to school i.e., 81 per cent. children joined school but 88 children could not be brought to school due to several reasons like 'change of residence', 'left for native place', 'Orthodox parents Unwilling to send their daughters to school etc. The enumerators followed up all compulsory age children attending (i.e., 5,763 who had already joined and 354 newly enrolled) school in general and paid special attention to 354 children who were brought to school by special efforts. Separate Registers were maintained for these 354 children, the average attendance was carefully marked by keeping day to day check. It was found to be about 80 per cent. which may be considered quite satisfactory. The Research Unit followed up in details the work in three of these areas namely Mandvi, Haines Road, DeLisle Road (Byculla East), in addition to the two areas already studied under Pilot Study (DeLisle Road and Naigaum). An estimate of the regularity in attendance maintained by these children in the above five areas was carefully attempted by keeping a day to day check of the attendance of these children in different schools wherever they have enrolled themselves. As a result of these efforts, the average attendance of these children was found to be around 88 per cent. which was quite satisfactory.

This study supports the earlier study in its findings that the number of non-attending children could be brought down very considerably if personal contacts are established with parents in the beginning of the term and immediate and systematic follow-up of non-attending and irregularly attending children were found to be some of the ways of combatting the evil of wastage caused by non-attending children.

3. (a) The programme of Intelligence Testing in the selection and recruitment of primary teachers was continued during the year under review and as many as 1,479 Marathi, Gujarati Hindi and Urdu teacher-candidates were tested. A comparative study was undertaken to find the relationship between the performance of teachers in an Intelligence Test and their over all teaching work as rated by the Officers of the Research unit as well as Supervising Officers and Head Teachers. A 20 per cent. sample of the tested candidates who were rated between high and very low was selected and their teaching work was observed. It was found that on an average the teachers who scored high on the test were superior in teaching work than those in the lower group and that the programme thus can be used effectively as an aid to the recruitment of primary teachers.

(b) To determine the general ability and clerical aptitude of clerks for selection and recruitment to the clerical posts in Municipal Departments, Standardised Test have been devised. This new feature was introduced during the current year. About 1,000 candidates were tested.

(4) A study of the Educational Implications of Short and Double Session in Municipal Schools was undertaken. For the purpose of this investigation 20 Municipal Schools in Greater Bombay meeting in short and double session were selected. In all 1,525 children from 45 divisions were given tests in Arithmetic and Writing. Along with these each one of the 1,525 children were given oral tests in Reading and Comprehension. The results obtained in these two types of sessions will be studied on a comparative basis, dealing with the effect of the short duration on attainment, the effect of age on attainment, the effect of stagnation on attainment, the degree to which the latter half of the short session affected both attendance and attainment and such other problems arising out of the study. An analysis of all these aspects is in hand.



(5) The "Pamphlet on Teaching Standard I" prepared by the Research Unit on the basis of the experiment conducted in Standard I in various Municipal Schools will be printed in four major languages namely, Marathi, Gujarati, Urdu and Hindi.

(6) The study of the effectiveness of Free Milk Scheme in Municipal Schools together with the possibility and usefulness of giving multi-purpose food to children was undertaken. The object of the study is to find the effect (improvement or otherwise) in the health of under-nourished children in Municipal Schools of three different types of foods viz., Milk Snacks like Chikki and Fruits and Multi-purpose Foods. Six different groups of children all undernourished were taken up for the study. Five groups were given one or more varieties of food while the sixth group of undernourished children which was a controlled group for the other five was not given any of the above foods at school. Six groups comprising of 3,000 children taken up for study were as under:—

- (1) Group given Milk.
- (2) Group given snacks.
- (3) Group given Multipurpose food.
- (4) Group given Milk and Snacks.
- (5) Group given milk and Multi-purpose food.
- (6) Controlled group given nothing at school (neither milk nor snacks nor multipurpose food).

Each group of 500 children comprises of 100 children from each group, 6 to 7 year, 7 to 8 year, 8 to 9 years, 9 to 10 years and 10 to 11 years. This study is under progress.

The following projects which have already been started will be continued during 1960-61:—

- (a) Study of Wastage and Stangation.
- (b) Study of the effectiveness of the Free Milk Scheme and Snacks Scheme in Municipal Schools.
- (c) Experiments in Teaching in Selected Experimental Schools.
- (d) Progressive introduction of activity methods in Teaching Std.I.
- (e) Results of Psychological Testing and their relation to the competence of teacher in their work.

#### Proposed New Projects for Study

1. Preparation and use of Psychological Tests in the Selection and Recruitment of Teachers.
2. Study of the average attendance in Typical Schools for a period of about 9 months from July, 1960 onwards. The study is required for administrative purposes like finding the load on teachers, creation of new posts of teachers, etc.

#### X.—General.

The School Health Service under the Executive Health Officer of the Corporation for the benefit of Municipal Primary Schools continued to operate as usual. Medical Inspection of children reading in standards I and III as well as those from Std. II and IV, who had not been examined during the previous year was taken during the year, besides the medical examinations of special cases presented by the parents and teachers. In all 77,402 pupils in the City and 13,824 in Suburbs were examined during the year under report, out of whom 67,685 children in the City and 8,532, in the Suburbs were found to suffer from one defect or the other. Amongst the common defects noticed, general debility and defects of teeth, mouth, throat and enlarged lymphatic glands were predominant. The defects noticed were communicated to the guardians of pupils. With the consent of guardians, about 45,323 pupils (City) were treated at the School Clinic at K. E. M. Hospital, Nair Hospital and other Municipal Dispensaries. The guardians of the remaining children did not agree to such treatment or did not reply to the written requests made in this respect. The clinical treatment to pupils in Suburbs was given at K.B. Bhabha Hospitals, Bandra and Kurla and at Lokmanya Tilak Hospital, Sion. Pupils with Communicable diseases were promptly detected and prevented from attending schools during the period of infectivity. 91,385 pupils in City and 323 in the Suburbs were revaccinated against small-pox. 317 pupils in the City who had no marks of primary vaccination were got vaccinated.

Since July 1959, the system of escorting children suspected to be suffering from T. B. to the T. B. Clinics by School Health Nurses through Clinic Buses has been discontinued and the parents were instructed to take their children to the T. B. Clinics in or about their localities for screening where School Health Nurses had been posted for guiding parents. 532 pupils suspected to be suffering from T. B. were got screened. 58 of them found to be positive.

1,777 Health Talks to children in City Schools and 98 to children in Suburban Schools on the subject of simple and personal hygiene were given by the School Health Officers and Nurses in order to inculcate healthy habits amongst the children. About 2,991 ailing children in City and 622 in Suburbs were visited at their homes by the School Health Nurses who gave instructions to their parents as regards the care and diet of their wards. Children suffering from scabies, ringworms, boils, etc. were treated in the schools by the Medical Officers and operations for the removal of tonsil and other maladies were performed at the school clinic. Suburban Municipal Schools were supplied with emergency outfit including Medicaments to treat scabies, ringworms, etc. Minor ailments among the children were treated at the School Clinic while the major one in different Municipal Dispensaries.

About 207 City children with errors of refraction were supplied with spectacles free of any charges.

Children attending I to III standards in the City were given anti-typhoid inoculation through the District Inoculators in order to protect the children from typhoid fever.

Active immunization of children upto 10 years, against diphtheria was conducted in Municipal (City and Suburbs) as well as, for the first time, in Municipal Aided Schools.

Certified undernourished children were continued to be given 6 oz. toned pasteurised milk in a sealed bottle along with snack. Free supply of powder milk to Colaba group of schools from Lion's Club of Bombay was continued this year also. The scheme to study the effectiveness of free supply of milk and snacks, in Municipal schools is in progress.

The Medical Inspection of Municipal school children is yet to be started in the Extended Suburbs.

The total number of books at the end of the year was 19,288. The total number of magazines and periodicals subscribed during the year was 57. The total number of books issued was 16,457 showing an average of 57 books per day as against 16,358 with a daily average of 57 during the previous year. List of additions of new books continued to be circulated to all Municipal schools with a view to keeping the teaching staff informed of the latest additions. 277 new members were enrolled during the year under report.

The Bombay Municipal Primary Education Department's Employees' Co-operative Credit Society Ltd. continued to make a steady progress. The membership of the Society increased from 5081 to 5460 and the Share Capital from Rs. 7,24,980 to Rs. 7,92,090. The total deposits of the Society further improved by Rs. 2,27,047 and now stood at Rs. 31,87,559. Advances to members by way of loan went up by about Rs. 4,17,151 and stood at Rs. 40,23,767. The Working Capital of the Society has gone up to Rs. 44,61,003. The Society during its financial year ending 30th June 1959, made a profit of about Rs. 69,545.42 which was higher by about Rs. 4,824.08 than that of the previous year and all its activities continued to progress smoothly.

The use of Municipal School premises for running Government Milk Centres and for conducting Social Education Classes, Hindi Classes, Night Schools, etc., under the auspices of Educational and Social Welfare Institutions was continued to be allowed gratis or at nominal fees outside regular school hours on prescribed conditions with the consent of the landlords of the buildings concerned.

Extra-curricular activities in Municipal Schools continued to receive active attention of this Department as an essential and important aspect of Primary Education, necessary for inculcating the qualities of social service, patriotism and good citizenship among the pupils. The following were some of the main extra-curricular activities conducted during the year under report in the Municipal Schools.

#### (a) Vacation Libraries.

During the Summer Vacation of May 1959 Vacation Libraries were conducted at 34 Centres in the City, 11 in the Suburbs and 8 in the Extended Suburbs specially for the benefit of children not going out of Bombay. They were located in various Municipal Schools in different localities and at least one teacher and one peon were appointed at each Centre to guide the children attending the Libraries. The Centres at which daily average attendance of children was 100 or more, were given one teacher extra. Each Centre was equipped with suitable books in Maarthi, Gujarati, Hindi, Urdu, English, Sindhi and South Indian languages according to the needs of the Centres.

68,760 children (44,464 in the City, 16,417 in the Suburbs and 7,879 in the Extended Suburbs) took benefit of the Libraries.

Daily attendance at the centres was over 4,290. It was noticed that the books on Drama, Fiction and Poetry were read with much interest by the pupils whereas books on Science stood last from the selection point of view.

#### (b) Educational Film shows.

Educational Film Shows on different educational and general topics were shown to the pupils of Municipal Schools in Cooperation with the Public Relations Officer, Bombay Municipal Corporation. Nearly 4,000 children and 200 teachers from Municipal Schools took the benefit of the shows. Bombay State Women's Council had arranged film shows during the vacations and holidays, free of any charges. Our school children were informed through circulars about the programmes and a large number of children took advantage of the same. Government Social Education and Labour Welfare Department had introduced a new Scheme to arrange film shows exclusively for children in Primary and Secondary Schools. To begin with, the Department had selected only four theatres in the City. Our children were asked to visit these theatres batch by batch. Nominal charges viz. 15 nP per child were charged for a show and one teacher for every 25 pupils was allowed free. Nearly 15,000 pupils took the benefit of this Scheme.

#### (c) Sharad Utsav (Autumn Festival).

The Sharad Utsav (Autumn Festival) which has become a regular annual feature for the Municipal Schools was celebrated this year at 12 centres—8 in the City, 2 in the Suburbs and 2 in the Extended Suburbs in the month of October 1959. Due to inadequacy of funds, for some years, we could not hold both the cultural programme and the educational exhibition, but only cultural programmes were arranged. However, during the year under report, out of 12 centres, at 9 centres cultural programmes were arranged and at the remaining 3 centres educational exhibitions were set up. Each function was presided over by some prominent personalities in the City, Municipal Councillors and Educationists.

The Central Sharad Utsav Function in South, presenting the Cultural Programme of the best items from different Centres, was held at Bharatiya Vidya Bhavan, Chowpatty, on 16th October 1959 and was presided over by Shri B. S. Dhume, Chairman, Education, Committee of the Corporation.

The Central Sharad Utsav Function in North was held at King George English School, Dadar, on 17th October 1959 and was presided over by Shri P. T. Borale, B.A., LL.B., Advocate, Mayor of Greater Bombay.

At both these functions Silver Shields were given to the best and cleanest schools in different Wards.



The cultural items at various group functions included folk songs and dances, dramatic skits, action songs, simple dance ballets, etc. These programmes were highly appreciated by the audience as the children performed and acted with great enthusiasm skill and poise. The exhibitions at Vile Parle, Girgaum and Parel were also appreciated by all those who paid visits and took keen interest in the topics exhibited.

**(d) School Anniversaries.**

School Anniversaries, Dassara Festival, Independence Day and Republic Day were celebrated in a number of Municipal Schools, when special invitations were given to parents so as to bring them in closer contact with the teachers and with a view to getting better co-operation from them. Lectures, Elocution Competitions and Variety Entertainments were arranged on these occasions for the pupils and their parents.

**(e) Democracy in Schools and Model Schools.**

Class Panchayats (Prefect Courts) and School Parliaments were introduced in a number of schools with a view to inculcating a sense of discipline and self-government amongst the pupils. Distribution of classes into groups and formation of houses and societies was encouraged in a number of schools. In the Societies and groups pupils co-operatively celebrated the functions, edited manuscript magazines, recited poems, narrated tales, pursued their own hobbies and interest. Inter-school visits of pupils and teachers were also arranged with a view to developing healthy competitions.

**(f) Excursions.**

Excursions by pupils and teachers of Municipal Schools to places of educational and historical importance continued to receive due encouragement of the Department. Pupils of Municipal Schools continued to pay visits to Bal Bhavan on fixed dates according to a planned programme during the year.

**(g) Road Safety warden.**

In order to inculcate traffic sense in the school children and minimising street accidents in which our school children are sometimes involved, it was found necessary to train some of our teachers, peons and grown-up pupils in the Safety Warden Scheme sponsored by the Police authorities in Bombay. Accordingly, two Training centres—one in the South Bombay and the other in the North Bombay were started in co-operation with the traffic Section of the Police Department. About 100 teachers from selected schools took the necessary training. These teachers will now taken up the work of coaching school children with the co-operation of the Police Department.

**(h) Elocution Competitions.**

In the month of February, 1956 Elocution Competitions for Stds. V, VI and VII of all Municipal schools were held and cash prizes were given to the winners. Due to non-availability of funds in the Budget, in the following years, the Competitions were not held till 1959. The provision of sufficient funds, was made in the Budget for the year 1959-60 and the Competitions for Stds. IV, V, VI and VII were held in the month of January, 1960. For the sake of convenience these competitions were proposed to be held in different Wards, turn by turn, and the competitions held in January, 1960 were restricted to A, B and D Wards in the City and 'P' Ward in the Extended Suburbs. As there were very few schools on Urdu Side in these Wards, Urdu Schools from 'E' Ward were attached to each group of schools in the Wards mentioned above.

The final Competitions were observed by a panel of Judges selected from amongst the prominent educationists in the City who kindly agreed to our request. The Department expresses sincere thanks for the valuable time spent by these educationists for the purpose.

The subjects included educational and social topics like "My School", "My National Hero", "If I were a Mayor", "Democracy in Schools", etc.

Cash Prizes of Rs. 6, Rs. 4 and Rs. 3 were given to first three competitors from Marathi, Gujarati and Urdu Schools and Rs. 6 and Rs. 4 to first two competitors from Hindi, South Indian and Extended Suburban Schools (i.e. 'P' Ward). These Prizes were given away to pupils concerned at the hands of Smt. Nirmala Raje Bhonsale, Dy. Minister of Education, at the time of the Annual Rally of Boy Scouts and Girl Guides, held on 1st March, 1960.

**Educational Seminars.**

A Seminar on educational problems was held on the 5th and 6th December 1959 in the Hall of the St Xavier's Institute of Education, 15, New Marine Loines, Bombay, under the Presidentship of Shri S. S. Desnavi, an educationist and a member of the Education Committee of the Corporation. This Seminar was arranged in co-operation with the St. Xavier's Institute of Education.

The Seminar was inaugurated by Shri B. S. Dhume, Chairman, Education Committee of the Corporation. Shri V. L. Gidwani, I.C.S., Municipal Commissioner, Smt. M. R. Shah, R. O., Smt. M. Benjamin, Smt. P. Nagarwala, Shri Gaonkar and other prominent educationists in the City were present at the Seminar.

An exhibition of educational aids used in the experiments was also held and the same was declared open on the 5th of December, 1959.

A number of problems such as projects that can be worked out in primary classes, how to make language teaching interesting in primary classes, observations on the private primary school, etc. were discussed at the Seminar.

As a follow up work, Seminars on the "Teaching of Language" (Mother Tongue) for the different language sides of this Department were also arranged. Officers and members of the teaching staff of this Department as well as the teachers from the private primary schools participated in these Seminars.

Each of the Seminar was organised at different places under the directorship of eminent educationist viz. Dr. K. S. Vakil Co-ordinator, Extension Services, for the Gujarati Side, Shri S. S. Desnavi, for the Urdu Side, Shri S. S. Gaikwad for the Marathi Side, Sardar Laxman Singh, Principal, Guru Nanak High School for the Hindi Side and Shri N. Murthy, Principal, National Kannada Education Society's High School for the South Indian Schools side.

A small exhibition was also held side by side with each of the Seminar.

Meetings of the Supervisory Officers of the Department continued to be held during the year under report, under the Chairmanship of the Education Officer for discussing improvement in Municipal Schools and problems of day-to-day administration. Sub-Committees of officers were formed for discussing special problems of education or administration and evolving common rules and procedure. The Education Officer periodically granted interviews to the representatives of the Municipal Teachers' and Peons' Associations with a view to acquainting herself with the problems and difficulties of employees concerned and helping in solving the same wherever possible.

U. KARNIK.  
For Education Officer.

APPENDIX No. 1  
Municipal Schools and Pupils

Class of Schools	Number on 31st March 1959		Number on 31st March 1960	
	Schools	Pupils	Schools	Pupils
<b>CITY</b>				
Marathi	160+5 Classes	1,37,168	162+6 Classes	1,44,717
Gujarati	68+10 ..	34,705	69+8 ..	34,904
Urdu	77+12 ..	27,964	78+11 ..	29,697
Hindi	32	10,559	32+1 Class	10,927
Tamil	6+5 Classes	1,613	7+6 Classes	1,778
Malayalam	1+1 Class	64	2 ..	56
Telugu	7+1 Classes	1,165	7+10 Class	1,364
Kannad	9+10 Classes	2,295	11+10 Classes	2,453
English Primary	6+1 Class	2,230	6+1 Class	2,267
Sindhi	7+1 ..	983	7+1 ..	939
Total	373+46 Classes	2,18,746	379+47 Classes	2,29,102
<b>SUBURBS</b>				
Marathi	56+6 Classes	23,602	60+4 Classes	38,434
Gujarati	33+4 ..	12,123	34+4 ..	13,747
Urdu	24+5 ..	6,182	26+7 ..	7,519
Hindi	18+2 ..	4,740	20+2 ..	5,306
Tamil	2+3 ..	458	2+5 ..	632
Malayalam	2 ..	81	2 ..	92
Telugu	1 Class	81	3 ..	194
Kannad	6 Classes	416	2+8 ..	664
Sindhi	3+1 Class	1,340	4+2 ..	1,571
Total	136+30 Classes	59,023	148+37 Classes	68,159
<b>EXTENDED SUBURBS</b>				
Marathi	31+5 Classes	9,334	22+15 Classes	10,438
Gujarati	10+1 Class	4,922	12 Class	5,396
Urdu	4 Classes	336	4 Classes	429
Hindi	4+1 Class	1,136	4+1 Class	1,232
Tamil	1+1 ..	253	1+3 Classes	375
Malayalam	1 ..	33	1 Class	39
Kannada	1 ..	42	1 ..	53
Sindhi	3+1 ..	813	3+1 ..	882
Total	49+15 Classes	16,863	42+26 Classes	18,844
Grand Total	558+91 Classes	2,94,632	569+110 Classes	3,16,105

## APPENDIX No. II

Statement showing the number of Trained, Untrained, Permanent and Non-Permanent Ordinary Teachers in Municipal Schools according to Sides—1959.60.

Class of Schools.	Trained.		Untrained.		Total.		Grand Total.
	Permanent.	Non-permanent.	Permanent.	Non-permanent.	Permanent.	Non-permanent.	
<b>CITY</b>							
Marathi	2,608	844	104	5	2,712	849	3,561
Gujarati	784	157	24	6	808	163	971
Urdu	431	98	189	126	620	224	844
Hindi	222	54	45	4	267	58	325
Tamil	34	10	5	...	39	10	49
Malayalam	...	1	...	...	...	1	1
Telugu	19	7	9	5	28	12	40
Kannad	36	23	12	3	48	26	74
English Primary	24	9	21	4	45	13	58
Sindhi	27	1	1	3	28	4	32
<b>Total</b>	<b>4,185</b>	<b>1,204</b>	<b>410</b>	<b>156</b>	<b>4,595</b>	<b>1,360</b>	<b>5,955</b>
<b>SUBURBS</b>							
Marathi	587	265	54	1	641	266	907
Gujarati	220	71	72	3	292	74	366
Urdu	94	14	64	52	158	66	224
Hindi	92	33	27	3	119	36	155
Tamil	12	4	...	...	12	4	16
Malayalam	...	1	2	...	2	1	3
Telugu	5	...	...	...	5	...	5
Kannad	10	10	1	1	11	11	22
Sindhi	33	1	6	2	39	3	42
<b>Total</b>	<b>1,053</b>	<b>399</b>	<b>226</b>	<b>62</b>	<b>1,279</b>	<b>461</b>	<b>1,740</b>
<b>EXTENDED SUBURBS</b>							
Marathi	148	79	30	2	178	81	259
Gujarati	44	61	48	1	92	62	154
Urdu	4	2	3	2	7	4	11
Hindi	11	10	18	1	29	11	40
Tamil	5	4	...	2	5	6	11
Malayalam	...	1	...	...	...	1	1
Kannad	...	1	...	...	...	1	1
Sindhi	13	3	5	2	18	5	23
<b>Total</b>	<b>225</b>	<b>161</b>	<b>104</b>	<b>10</b>	<b>329</b>	<b>171</b>	<b>500</b>
<b>Grand Total</b>	<b>5,463</b>	<b>1,764</b>	<b>740</b>	<b>228</b>	<b>6,203</b>	<b>1,992</b>	<b>8,195</b>

APPENDIX No. IV,  
Municipal Aided Schools and Pupils.

Class of Schools.	On 31st March 1959		On 31st March 1960	
	No. of Schools.	Pupils.	No. of Schools.	Pupils.
<b>City.</b>				
Marathi	39	10,051	40	10,487
Gujarati	98	20,560	97	20,849
Urdu	13	2,772	10	2,445
Hindi	8	2,728	8	2,845
Sindhi	8	1,943	8	1,800
Tamil, Telugu, etc.	5	2,706	4	2,813
Kannad	1	252	1	270
English	40	18,244	41	18,548
Miscellaneous	2	307	2	301
Gujarati Night	1	94	1	83
Marathi Night	1	76	1	37
Urdu Night	1	35	1	66
Kannad Night	8	652	8	606
English Night	1	187	1	218
Special Institutions	...	...	..	..
Total	226	60,607	223	61,368
<b>Suburbs.</b>				
Marathi	5	1,617	7	2,005
Gujarati	18	5,515	18	5,844
Urdu	2	135	2	151
Hindi	8	1,425	8	1,506
Sindhi	2	472	2	446
Tamil	3	758	3	903
English	27	10,639	28	12,385
Gujarati Night	2	64	2	89
English Night	...	...	1	280
Total	67	20,625	71	23,609
<b>Extended Suburbs.</b>				
Marathi	9	1,596	9	1,613
Gujarati	18	6,240	17	5,441
Hindi	7	1,131	7	1,185
Tamil	2	155	1	165
English	9	2,764	9	3,080
Total	45	11,886	43	11,484
Grand Total	338	93,118	337	96,461

APPENDIX No. V.  
Expenditure, Average Cost etc. Regarding Aided Schools.

	Average No. of Pupils on Roll.	Total expenditure incurred by Aided Schools.	Average cost per pupil to Aided Schools.	Cost per pupil to the Corporation.
		Rs.	Rs.	Rs.
<b>City and Suburbs—</b>				
1957-58	77,560	56,62,392	73.0	6.0
1958-59	81,174	54,67,403	67.4	5.8
<b>Extended Suburbs—</b>				
1957-58	10,083	5,28,943	52.5	4.8
1958-59	11,242	5,33,435	47.5	4.1

APPENDIX No. VI.  
Information re: Physical Education in Municipal Schools.

Total number of Schools and Classes	...	679
Number of Schools imparting Physical Education on Playgrounds	...	156
Number of Schools imparting Physical Education in open spaces	...	199
Number of Schools imparting Physical Education in Class-rooms	...	324
Total number of pupils	...	3,16,105
Total number of Pupils taking Physical Education	...	3,10,633
Total number of ordinary Teachers	...	8,195
Total number of Teachers trained in Physical Education	...	4,062
Total number of untrained Teachers	...	4,133

## APPENDIX No. VI.

## Names of Schools winning Shields and Cups in Annual Scout-Guide Sports.

SCOUTS.	
(1) Shri Dorab Tata Shield	— Municipal Chinchpokli Marathi School No. 1.
(2) Sir Byramjee Jijibhoy Cup	... Municipal Girgaum Voc. Mar. Schl. No. 1
(3) Sjr Boman Behram Cup	— Municipal Gilder Tank Marathi School.
(4) Shri K. B. Rele Cup	— Municipal Sewri Hindi School.
(5) Sheth Dwarkadas Tribhuvandas Cup.	— Municipal New Mill Ward Marathi School No. 1
(6) Prof. V. G. Rao Cup	— Municipal Ghatkopar U. P. Marathi School
(7) Shri Raja Maharaj Singh Cup.	— Municipal Dadar Urdu School.
(8) Lady Dorab Tata Cup	— Municipal Vincent Road Marathi School.
GUIDES.	
(1) Smt. Temina Motiwala Cup	— Municipal Mahim Chunabhatti Marathi School.
(2) Sir Raja Maharaj Singh Cup.	— Municipal Grant Road U. P. Marathi School.
(3) Smt. Manoramabai Malandkar Cup	— Municipal Gulabhai Gujarati School.
(4) Smt. Shuffi Tyabji Cup	— i) Municipal Agripada Urdu School. ii) Municipal Worli Kolwada Mar. School. iii) Municipal Underia St., Urdu School. iv) Municipal Grant Road U. P. Mar. School. v) Municipal New Gamdevi Marathi School.
(5) Shri M. N. Talpade Cup	— Municipal Laxmibai K. Wagji Guj. School.
(6) Sir Raja Maharaj Singh Cup	— Municipal Bandra Petit Marathi School.

APPENDIX No. VIII.  
Average Cost per Pupil.

	Average cost per pupil for the year.
<b>City and Suburbs'</b>	
(a) According to the number of pupils on roll on 31-3-1959 (2,77,769)	— 71.48
According to the number of pupils on roll on 31-3-1960 (2,97,261)	— 72.67
(b) According to the average attendance of pupils for the whole year (1958-59) (2,44,274)	— 81.29
According to the average attendance of pupils for the whole year (1959-60) (2,65,223)	— 81.45
<b>Extended Suburbs :</b>	
(a) According to the number of pupils on roll on 31-3-1959 (16,863)	— 32.69
According to the number of pupils on roll on 31-3-1960 (18,844)	— 49.77
(b) According to the average attendance of pupils for the whole year 1958-59 (13,670)	— 40.32
According to the average attendance of pupils for the whole year 1959-60 (15,554)	— 60.30

## RESEARCH UNIT

Smt. Madhuri R. Shah, B.A., (Hons.), M.Ed. Ph.D. (Bombay) Ph.D. (London) was in-charge of the Research Unit throughout the year except for the period from 26th March 1960 to 31st March 1960 when she proceeded on study leave to U. S. A. for about nine months. Smt. V. M. Nadkarni, B.A., B.T., D.L., (Bombay) M.Sc. (Education) (California) II Class Honours held the post of Acting Research Officer from 26th March 1960 to the end of the year.

The Research Officer carried out the following studies during the year :—

(i) The project of study of wastage and stagnation was continued. The object of the study was to determine the extent of wastage and stagnation in primary schools, the reasons for such wastage and stagnation, the relation, if any, between wastage and stagnation, the relation to the age of the children, the subjects in which the children commonly fail, the reasons thereof and other similar aspects of the problems which arise in the course of the investigation. The study covered the progress of about 6,400 children enrolled in different years from 1950 onwards about 2,000 of whom have been traced and followed up. Six groups were selected for the purpose as under :—

I—Children enrolled in 1950 in Standard I to be followed upto the year 1957-58.

II—Children enrolled in 1953 in Standard I to be followed upto the year 1957-58.

III—Children enrolled in 1955 in Standard I to be followed upto the year 1957-58.

IV, V, VI—Children enrolled in 1956, 1957 and 1958 respectively to be followed up for a period ranging from four to seven years.

The sample taken includes about 4,000 Marathi, 1,200 Gujarati, 600 Urdu and 600 Hindi speaking children. The investigation which is going to be continued will study details like the causes of failure, ways of minimizing stagnation by suggesting changes in the curriculum, teaching methods, training of teachers and other allied problems.

(2) On the basis of and experience gained from the Pilot Study conducted in August, 1958, a similar survey was conducted in the succeeding year during the period from 15th July to 31st July, 1959 to get all the children of compulsory age to school and to ensure their regular attendance.

The survey covered 21 backward areas selected from 12 different wards. One teacher for each of the 21 areas was appointed to work in a small population pocket of about 2,000 people. As a result of the efforts of teacher-enumerators, 354 non-attending children of compulsory age out of 442 children were brought to school i.e., 81 per cent. children joined school but 88 children could not be brought to school due to several reasons like 'change of residence', 'left for native place', 'Orthodox parents Unwilling to send their daughters to school' etc. The enumerators followed-up all compulsory age children attending (i.e., 5,763 who had already joined and 354 newly enrolled) school in general and paid special attention to 354 children who were brought to school by special efforts. Separate Registers were maintained for these 354 children, the average attendance was carefully marked by keeping day to day check. It was found to be about 80 per cent. which may be considered quite satisfactory. The Research Unit followed up in details the work in three of these areas namely Mandvi, Haines Road, DeLisle Road (Byculla East), in addition to the two areas already studied under Pilot Study (DeLisle Road and Naigaum). An estimate of the regularity in attendance maintained by these children in the above five areas was carefully attempted by keeping a day to day check of the attendance of these children in different schools wherever they have enrolled themselves. As a result of these efforts, the average attendance of these children was found to be about 88 per cent. which was quite satisfactory.

These study supports the earlier study in its findings that the number of non-attending children could be brought down very considerably if personal contacts are established with parents in the beginning of the term and immediate and systematic follow-up of non-attending and irregularly attending children were found to be some of the ways of combatting the evil of wastage caused by non-attending children.

(3) (a) The Programme of Intelligence Testing in the selection and recruitment of primary teachers was continued during the year under review and as many as 1,479 Marathi, Gujarati, Hindi and Urdu teacher-candidates were tested. A Comparative study was undertaken to find the relationship between the performance of teachers in an Intelligence Test and their over-all teaching work as rated by the Officers of the Research Unit as well as Supervising Officers and Head Teachers. A 20 per cent. sample of the tested candidates who were rated between high and very low was selected and their teaching work was observed. It was found that on an average the teachers who scored high in the test were superior in teaching work than those in the lower group and that the programme thus can be used effectively as an aid to recruitment of primary teachers.

(b) To determine the general ability and clerical aptitude of clerks for selection and recruitment to the clerical posts in Municipal Departments, Standardized Tests have been devised. This new feature was introduced during the current year. About 1,000 candidates were tested.

(4) A study of the educational implications of Short and Double sessions in Municipal Schools was undertaken. For the purpose of this investigation 20 Municipal Schools in Greater Bombay meeting in short double sessions were selected. In all 1,525 children from 45 divisions were given tests in Arithmetic, and writing. Along with these each one of the 1,525 children were given oral tests in Reading and Comprehension. The results obtained in these two types of sessions will be studied on a comparative basis dealing with the effect of the short duration, on attainment the effect of age on attainment, the effect of stagnation on attainment, the degree to which the latter half of the short session affected both attendance and attainment and such other problems arising out of the study. An analysis of all these aspects is in hand.

(5) The 'Pamphlet on Teaching Standard I' prepared by the Research Unit on the basis of the experiment conducted in Standard I in various Municipal Schools will be printed in four major languages namely, Marathi, Gujarati, Urdu and Hindi.

(6) The study of the effectiveness of Free Milk Scheme in Municipal Schools together with the possibility and usefulness of giving multi-purpose food to children was undertaken. The object of the study is to find the effect (Improvement or otherwise) in the health of under-nourished children in Municipal Schools of three different types of foods viz. Milk, snacks like chikki and Fruits and Multi-purpose Foods. Six different groups of children all under-nourished were taken up for the study. Five groups were given one or more varieties of food while the sixth group of undernourished children which was a controlled group for the other five was not given any of the above foods at school. Six groups comprising of 3,000 children taken up for study were as under :—

(1) Group given milk.

(2) Group given snacks.

(3) Group given multi purpose food.

(4) Group given milk and snacks.

(5) Group given milk and multi-purpose food.

(6) Controlled group given nothing at school (neither milk or snacks or multi purpose food).

Each group of 500 children comprises of 100 children from each age group, 6 to 7 years, 7 to 8 years, 8 to 9 years, 9 to 10 years and 10 to 11 years. This study is under progress.

V. M. NADKARNI,  
Acting Research Officer.

# LABOUR DEPARTMENT

Smt. F. A. Irani, B.A. (Hons.) LL.B., D.S.S.A. held the post of the Labour Officer throughout the year under report except for the periods from 13th April 1959 to 20th April 1959 and from 11th November 1959 to 9th March 1960, during which she was on leave. Shri S. S. Dave, B.A., G.T.D., D.S.S.A., S.I. Welfare Officer looked after her work during her leave period.

2. **Labour Staff:**— The number of staff employed by each of the main Departments of the Corporation mentioned below was as follows:—

TABLE I

Departments	No. of Labourers
(1) Engineering including Conservancy	19,726
(2) Estate Agent & Land Manager	442
(3) Fire Brigade	415
(4) Health including Hospitals	6,543
(5) Hydraulic Engineer (Water works)	3,669
(6) Printing Press	282
(7) Superintendent of Markets	276
(8) Superintendent of Gardens	554
(9) Other Departments	1,501
<b>Total</b>	<b>33,408</b>

The Labour Officer looked into the grievances of the above staff which mostly belonged to Class IV Services comprising of about 200 categories. She also looked into the grievances of Clerks, Inspectors & other Subordinate Staff, in addition.

3. **Trade Unions:** Trade Union activities among the Labour and other Staff engaged in the services of the Corporation were mostly confined to the Unions whose names and other particulars as regards Memberships are detailed below these unions were granted due recognition by the Municipal Commissioner.

TABLE No. II

Name of the Union	Date of Establishment	Date of Registration	Membership as on	
			31-3-58	31-3-59
(1) The Bombay Municipal Kamgar Sangh	1-4-1933	17-8-1937	2,246	2,033
(2) The Bombay Municipal Worker's Union	27-2-1935	29-3-1935	1,239	513
(3) The Bombay Sweeper's Union	30-7-1944	7-9-1951	1,193	2,071
(4) The Bombay Municipal Subordinate Staff Union (Recognition with drawn on 4-11-59 for Violation of Rule No. 9).	2-8-1946	30-1-1948	1,405	1,465
(5) The Bombay Fire services Union	24-4-1946	30-1-1948	413	422
(6) The Bombay Municipal Servant's Union (Suburban Branch)	2-4-1949	2-4-1949	566	630
(7) The Bombay Municipal Health Visitors' Union	18-1-1951	18-1-1951	52	52
(8) The Bombay Municipal Executive Staff Union	21-6-1955	21-6-1955	982	935
(9) The Municipal Mazdoor Union	30-7-1956	30-7-1956	11,563	15,405
(10) The Bombay Municipal Engineers' Union	...	(Recognition granted on 21-7-1959)	—	148
(11) The Bombay Municipal Hospital Employees' Association	...	(Recognized for Class IV Employees of K. E. M. and G. T. B. Hospitals)	...	...
(12) The Municipal Prathamik Hindi Shikshak Samaj (Sammelan) Brihan Mumbai	...	(Recognition granted on 10-3-1960).	...	...

4. **Industrial Relations.**—The Industrial Relations during the year under review were not harmonious. The employees were restive and there were cases of indiscipline accompanied by sit-down strikes. After the expiry of the notice served by the Bombay Municipal Subordinate Staff Union for revision of grades, clerical and other employees struck work for five days from 4th June 1959 to 8th June 1959 when an agreement was reached between the Bombay Municipal Subordinate Staff Union and the Samitee Block, the majority party of the Corporation. During the year under Report, demonstrations were also held by the aggrieved employees of various categories before the Corporation Hall about their service conditions. A four stage Grievance Procedure was also introduced for the settlement of Grievances. During the year under report, an Award was also given by Shri I. G. Thakore, of the Industrial Court, Bombay, in respect of the dispute between the Fire Services Union representing the employees employed by the Fire Brigade Department and the Administration. The Award conferred certain benefit on the employees of the Fire Brigade Department, although it adhered to the wage scales as devised by the Wage Structure Committee.

5. **Joint Councils :** With a view to promoting cordial relations between the staff and the Administration two new Joint Councils were established during the year under report which brought the total number of Joint Councils to 20 as under:—

- (1) City Engineer's Department (Excluding Conservancy Branch).
- (2) Assessment & Collection Department.
- (3) Licence Department.
- (4) Waterworks Department.
- (5) Subordinate Staff.
- (6) Insecticide Branch of Health Department.
- (7) Fire Brigade Staff.
- (8) Municipal Printing Press.
- (9) Health Department (Excluding Hospitals).
- (10) K. E. M. Hospital.
- (11) B. Y. L. Nair Hospital.
- (12) Lokmanya Tilak Municipal General Hospital, Sion.
- (13) Arthur Road Hospital.
- (14) Group of T. B. Hospitals (Siwree).
- (15) Estate Agent and Land Manager's Department.
- (16) Shops and Establishment Department.
- (17) Election and Town Duty Department.
- (18) Garden Department.
- (19) Nair Hospital Dental College.
- (20) G. S. Medical Collage.

The scope of the work of these councils was wide enough to allow discussions and recommendations on all matters pertaining to conditions of service.

6. **Individual Grievances ;—** Complaints received by the Labour Officer were quite varied. The following Table gives an idea of the number of and the type of the grievances received and dealt with by the Labour Officer.

TABLE No. III

Nature of cases	Total	Grievances redressed	Not	
			genuine cases	Pending cases
(1) Recruitment and retrenchment, etc. ...	335	149	125	61
(2) Promotions, transfers, confirmations, Annual increments, etc. ...	158	66	34	58
(3) Fines, reversions, suspensions, Dismissal and other punishments ...	58	7	24	27
(4) Delay in payment of wages (including salary of injury or maternity leave) or allowances ...	239	91	38	110
(5) Delay in settlement of Provident Fund, and other Retirement benefits ...	75	33	...	42
(6) Non-supply of equipment and Uniform ...	22	3	16	3
(7) Delay in granting leave due ...	11	5	3	3
(8) House Rent & Accommodation & Transfer of quarters etc. ...	190	44	80	66
(9) Miscellaneous ...	700	492	161	47
<b>Total ...</b>	<b>1,788</b>	<b>890</b>	<b>481</b>	<b>417</b>

The Labour Officer also attended the hearing of day to day offence reports from the Conservancy Branch, K. E. M., Nair, Sion, Lokmanya Tilak Memorial Authur Road and G. T. B. Hospitals and Fire Brigade Department.

7. **The Scheme for granting Scholarships to the Children of Municipal Employees ;—** During the year under report 301 applications were received and Scholarships were awarded to 198 applicants, for Secondary Education and 76 for Higher Education. The total amount given by way of Scholarships to the Municipal Employees was about Rs. 18500/-.

8. **Scheme for granting Medical assistance to the Municipal Employees ;—** 425 employees applied for benefit under the above scheme. Of these 353 employees were given relief amounting to Rs. 12,000/-. The Labour Officer also made arrangements to get the employees admitted in different Municipal Hospitals for treatment.

9. **Welfare Organization ;—** Welfare activities were conducted for municipal employees and their families, at 24 Labour Welfare Centres and two sub-centres. Out of these centres 17 were run for the benefit of employees of the Conservancy Branch 6 for Hospital Employees 2 for Water-works Employees and one for the employees of the Mechanical Engineer's Department.



The welfare activities carried out at the above centres consisted of the following :—

**Recreational and Cultural Activities.**—Indoor as well as out-door games were played daily at the centres. Indoor games included carrom, Ludo, Snakes and Ladders, Chaupat, Draughts, Table Tennis etc. With a view to create interest in cultural activities folk Dances, Garbas, Folk Songs, recitation both in prose and poetry were arranged. Out door games included Volley ball, Foot ball, Cricket, Khokho, Atyapatya, Hutu-tu, Langdi and other Indian Games. In addition to these games, physical cultural and gymnastic activities were also conducted for which Akhadās were provided at Chembur, Lovegrove and Palton Road Centres. Parallel Bars, Single Bars, Roman Rings, Trepéz Bar, Weight-lifting apparatus, Malkhamb, Bhalas and Parshus were provided to these centres. Band practice was regularly held at eleven centres having band equipment. Bands were also played at the functions of the organization. At other centres where Tablas and Harmoniums were provided, musical classes were conducted. Listeners' groups were organized at the centres when radios were installed. Besides, various group games which foster spirit of Co-operation and friendliness, were played daily on the playground.

**Educational Activities.**—In order to create interest in the workers in educational activities, literacy classes were conducted for men and women at some of the centres. School going children were given guidance in different school subjects. The workers also showed keen interest in elocution and debates where the subjects pertaining to every day life problems were discussed.

To keep the workers in touch with the current topics, newspapers and magazines in Gujarati, Hindi and Marathi were provided at various centres. They were also provided with books of general interest. The Welfare Officer, The Assistant Welfare Officers and the Part time workers took advantage of the congregation of adults at the functions and other gatherings to acquaint them with the current topics and daily news.

**Hygienic Activities.**—To inculcate habits of cleanliness in the homes and their surroundings, "cleanliness campaigns" were started and health guards and volunteers from amongst the chawl people demonstrated the work by sweeping with brooms and by using disinfectants also. Documentary films of educative value were shown to the labourers.

**Social Activities.**—To encourage community feelings and to inculcate spirit of co-operation and peaceful living and also to make them utilize their leisure time in creative constructive and joyful activities, different social functions and celebration of festivals were arranged. Besides Pujas and Bhajans programmes were arranged to celebrate Ganpati, Navratra, Haldikumkum and Divali Functions and Health Exhibition-Annual Days. During the celebrations the residents of the chawls attached to the centres gave programmes of entertainment, sports, Garbas and Bhajans.

Ganpati, Sarad-Utsav, Annual Days and Haldikum-kum were celebrated at twenty centres and variety entertainment programmes were organized. Prizes were distributed to the best kept rooms, Healthy babies and children participating in the activities at the centres. These functions were presided by the Municipal Councillors.

**Dramatic Activities.**—In some centres, participants presented dramas which were staged during functions celebrated at the centres. These dramas were directed by the participants themselves.

**Participation in local tournaments.**—The artists and players of our centres also participated in the local foot-ball and volley-ball tournaments and folk Dance competitions organized by Government Labour Welfare Board.

**Family Planning.**—Meetings were organized at ten welfare centres when Smt. Shakuntala Paranjape, our organizer of Family Planning Organization gave lectures on Family Planning and Birth Control to the women participants of the Welfare Centres.

Programmes were given to the following outside agencies :—

- (i) Sarvajanic Ganpati Utsav, Grant Road.
- (ii) Annesely Road Municipal Chawls' Committee for celebrating Sarad Utsav.
- (iii) Prohibition Committee, Bombay State, on the occasion of Prohibition Week Celebrations.
- (iv) Annual Day Function of K. E. M. Hospital.
- (v) Republic Day Function celebrated by State Government at Chaupatti.
- (vi) Orchestra performance given by Arthur Road and Mahalaxmi Welfare Centres at various Civic Receptions and Flower Show organized by Friends of Trees Committee.

**Health Exhibitions.**—It was organized at three Welfare Centres. Public Relation Officer of Bombay Municipal Corporation arranged an exhibition of health charts and models at these exhibitions. Prizes were distributed for healthy babies and best kept rooms.

**Womens' Activities.**—Sewing Classes for women and girls were conducted at all the centres. Knithy, embroidery handicrafts and fancy work were taught. Women were encouraged to get their own and their childrens' clothes stitched and mended on the machines provided at the centres. A small exhibition of fancy articles prepared by the girls and women at the Welfare Centres was put up at New Era School during the Scout Week Celebrations. Women participants were given guidance in house keeping, cooking, child-welfare, and other house hold matters.

**Picnics.**—100 municipal employees of various centres went on a three-day excursion to Ellora and Ajanta Caves. 275 women from different welfare centres were taken to Nasik, Poona, Shirdi and Pandharpur.

**Attendance.**—The average daily attendance of adults and children at different centres during the year was 1315 and 1340 as against 1212 and 1238 during the preceeding year.

**Scouting.**—The organization had 1113 Rovers and Scouts and 1361 Bulbuls and Guides on the roll during the year under report.

They performed the following outstanding work:—

(i) The Rovers, Scouts and Guides participated and performed traffic duties and maintained law and order at the time of several celebrations and festivals in the City. In this connection special mention may be made of the services rendered at the Prohibition Week Celebrations, Fourth Anniversary of Bandung Conference, Shivaji Jayanti Utsav, Ramdeora Fair at Udaipur, Ganpati Visarjan at Opera House, All India Primary Teachers' Conference. The Childrens' Day Celebrations, Social Education Week Celebrations, Seventh All India Leprosy Workers' Conference, Annual Athletic Sports of Imperial High School Fifth National School Games Festival at Vallabhbai Patel Stadium, Worli, All India Harijans Workers' Conference, Makar Sankrant Day at Nasik, Bhajan programme at Ahmedabad and Flowers, Fruits and Vegetable Show at Raj Bhavan, Bombay. Several Units of our Welfare Centres, Rover Scouts rendered services to the victims of Flood at Surat.

(ii) The Scout/Guide Organization attended and participated in the following activities in the City and elsewhere viz:—

- (a) Practical Demonstration by the D. F. L. to the Guiders of the Department subject "How to run a Bulbul Flock."
- (b) International Guiding and Scouting Games and Ceremonials for Bulbul Guiders by Miss A. Karkare, International Training Commissioner for Asian Region.
- (c) Camp Fire at Chunilal Mehta Hut organized by S. H. O.
- (d) Scouters and Guiders Conference at the Scout Pavillion, Shivaji Park Dadar.
- (e) Cub Pack Competitions at New Era School.
- (f) Film Shows and Documentaries at Metro Cinema and Maratha Mandir.
- (g) First Class Rally at Baroda.
- (h) Picnic to Vaitarna and Pawaj Lakes.
- (i) Scout/Guide Week organized by the Bombay State Bharat Scouts/Guides.
- (j) Cubs and Bulbuls Get together at New Era School.
- (k) Wadgewood cup competition at Chunilal Mehta Hut.
- (l) Rally at Gilder Tank Maidan of the Scouts of the Bombay Municipal Schools.
- (m) Scouters Training Camp at K. E. M. Hospital Welfare Centre.
- (n) Annual Rover's Camp at Byrambaug.

With these multi-farious scout activities, the Welfare Organization have been able to produce First Class Scouts with many proficiency Badges and train scouters and Guiders at the Training Camps.

Our representatives attended and participated in most of the conferences and meetings by the State Head Masters and W. B. District Association to which the Welfare Organization is affiliated.

**The Maternity Unit.**—The maternity unit attached to the Chembur Welfare Centre continued to do useful work. The ante-natal and post-natal clinics at the maternity unit were in charge of a qualified lady doctor. There were 3216 Ante-natal cases, 345 post-natal cases, 110 confinement cases, 14 confinement cases at home, and 1055 cases for minor ailments during the year under report. It is proposed to merge this maternity Unit with other Maternity Unit at Chembur run by the Health Officer when adequate bed-accommodation is available in that Unit.

F. A. IRANI,  
Labour Officer,  
Bombay Municipal Corporation.

# PUBLIC RELATIONS DEPARTMENT

Shri N. A. Mistri, M.A., Public Relations Officer, continued to be in charge of the department during the year under report. Shri D. P. Wagle, B.A., held the office of Deputy Public Relations Officer (Publicity) excepting for the period of two months while on leave when Shri K. T. Pandit, M.A., acted in his place. The Complaints Section headed by Shri S. R. Guru, Ward Officer, continued for administrative purposes, directly under the control of the Asstt. Municipal Commissioner.

## Press Publicity

The Public Relations Department effected general publicity about the activities of different Municipal departments and services rendered by them. Wide publicity was also given to new amenities offered through press releases. Similarly criticism and suggestions appearing in local newspapers were brought to the notice of higher authorities through clipping service and replies thereto were released only in cases approved by the authorities.

## Informative Publications

During the year under report two publications *viz.*, Complaints Guide in three languages and a Compendium of Civic Affairs were published and put on sale. A booklet containing the names, addresses and telephone numbers of Municipal Councillors was further revised by addition of names of members of different Committees and reprinted twice. During the year under report a Civic Diary 1960, which also included over 100 pages of valuable information was printed in four regional languages.

## Film Production

This department also undertook production of documentary films relating to Municipal work. Two such documentary films one dealing with food sanitation and other with aquatic activities entitled "Jaharila Pakwan" and "Jalakridayen" respectively were produced by this department both in 16 mm and 35 mm and released for exhibition.

## Information Centres

Two such centres, one each in the old Municipal Office building and in New building, managed by receptionists, proved useful adjuncts in giving necessary guidance and information to nearly 4,000 persons. Information was also supplied by this department to local bodies and social institutions in the country and also to foreign institutions as and when such requests were received.

## Other usual activities

The Publicity Section disseminated knowledge about health, hygiene, positive aspects of health and civic sense amongst the citizens through all recognised modern media of publicity such as posters, leaflets, folders exhibitions, slides, film-shows, cleansing campaigns, talks etc. The Public Health Department was also assisted in its drives against communicable diseases.

The Public Health Museum at Princess Street, Health and Civic Sense Gallery at Victoria and Albert Museum and display rooms at Head Office, Venereal Diseases and Family Planning Clinics at Bellasis Road were maintained and kept open for the public. Arrangements were also made to display hoardings on civic sense on public conveniences and tram cars and to send itinerary exhibits to Municipal Schools.

With the help of three vans fitted with Cinema equipment and public address system, this department carried out its normal publicity activities. A studio staff consisting of a photographer, a Decorator, two Commercial Artists, a Modeller and a Carpenter was maintained for preparing show cards, designs for posters, folders, leaflets and models for exhibitions and also for arranging sectional exhibitions.

### 7. A table showing Normal Activities :—

Nature of Activity.	No. of shows and campaigns.		Approximate No. of persons benefitted.	
	City.	Suburbs.	City.	Suburbs.
(1) Health Education Film Shows	352	176	2,11,795	91,617
(2) Mass Vaccination Campaigns	185	141	39,090	18,528
(3) T.A.B. Inoculation Campaigns	310	73	33,921	4,062
(4) Intensive Cleansing Campaigns	98	75	...	...
(5) Sectional Health Exhibitions	8	9	...	...
(6) Attendance at the Public Health Museum.	...	...	34,125	...

## Important Celebrations

In addition to normal activities the department participated in celebrations such as World Health Day, Prohibition Week, B.E.S.T. Courtesy Week, Social Education Week, Fire Prevention Week sponsored by Government, Semi-Government and Social Welfare Organisations. The department also participated in the Republic Day Celebrations for which special float depicting the various medical and other services rendered by the Corporation, was prepared and the same was taken round the City and Suburbs.

A number of exhibition stalls on different aspects of health, hygiene, sanitation and civic sense were set up independently and some in co-operation with Social institutions throughout Greater Bombay.

Opportunity was also taken to educate the public about the fundamental principles of health through exhibits and printed material at local annual festivals like Mahim Fair, Ganesh Ustav, Ashadi Ekadashi Fair and St. Mount Mary's Fair, Bandra.

This department supplied information and illustrated material to different organisations outside Greater Bombay and also arranged special visits to the Public Health Museum of distinguished guests and visitors to the City as also groups from Social Welfare institutions. Notable amongst the visitors were the Mayors of Nagpur and Jabalpur Municipal Corporations, Municipal Commissioners of Hyderabad and Kanpur Municipalities, Executive Officer of Nainital Municipal Board, Chief Executive Officer of Patna Municipality. Similarly a batch of students of Administrative College, Hyderabad and Engineering Institute from Imphal had also visited this city. All visitors were shown various Municipal institutions and installations and were given the required information.

N. A. MISTRI.  
Public Relations Officer.

## WARD OFFICER'S DEPARTMENT

The Ward Officer dealt with complaints received from the Public regarding Buildings, Drainage, Sanitation, Water supply, Encroachments, Markets, Gardens etc. All the complaints were followed up systematically till the grievances of the complainants were satisfactorily redressed within a reasonable time.

On their daily rounds, the Ward Officer and Asstt. Public Relations Officers also detected many defects in the various Municipal services rendered to the public such as accumulation of refuse, shortage of water supply, wastage of water, repairs to roads, chokes in drains, encroachments on roads, sanitation of Markets, etc. These defects were got rectified by making references to the departments concerned and pursuing those references till the defects were removed by the departments concerned. The complaints received from the public were also processed and investigated by the Ward Officer and his Staff during their Rounds in different Wards.

Particulars of complaints of different categories received during the year were as under :—

Serial No.	Category.	No. of complaints received.
1	Buildings	... 2,437
2	Conservancy	... 2,652
3	Drainage	... 2,353
4	Repairs to roads	... 1,623
5	Sanitation	... 2,447
6	Water supply	... 2,077
7	Miscellaneous	... 896
Total		... 14,485

Reports received from the Executive Departments were verified by the W. O. and the A. P. R. Os by visiting the premises complained of and by contacting the complainants for ascertaining whether the complaints were satisfactorily disposed of by the departments. Throughout the year 6,071 cases were thus reinspected.

Several cases where the complaints were not satisfactorily rectified or rectified partially were detected during the re-inspections made by the W. O. and the A.P.R.O.s. In all those cases the papers were either submitted for M.C.'s orders or returned to the Heads of Departments, for further action and the cases were pursued till the grievances of the complainants were properly redressed. Cases of serious nuisances were got rectified by giving telephone messages to the departmental staff. A complete record of all the complaints was maintained in the complaints Register.

S. R. GURU,  
Ward Officer.

# Mahatma Gandhi Memorial Olympic Swimming Pool

Shri K. F. Golwalla continued to hold the Office of the Manager of the Swimming Pool during the year under report.

In all 15 Polio-crippled children including 3 old cases availed themselves of the facility for swimming exercise provided free of charge, at the Pool.

The purity of the water was maintained by adding chlorine, copper sulphate and alum and water was filtered in a sand bed filter attached to the Pool.

The Pool was emptied for annual repairs from 28th January 1960 to 4th February 1960 and was, therefore, closed for swimming.

The following educational institutions were allowed reservation of the Pool on concessional charge of Rs. 100 per month for 2 hours a week :—

- (1) Christ Church High School, Byculla.
- (2) Scottish Orphanage High School, Mahim.

The student of the Certificate Course in Physical Education conducted by Shri Samarth Vyayam Mandir Dadar were granted permission to swim 3/4 hour thrice a week for 2 months in 1959-60 on payment of Rs. 150 per month.

The Pool was reserved by private parties for total 266 hours on payment of the prescribed fees and the revenue on this account was Rs. 5,740.

## Sports and Functions.

Anniversary Day of the Swimming Pool was observed on 27th April 1959 and aquatic competitions were held on that day and winners were awarded prizes.

The following aquatic competitions were held at this Pool in 1959-60 :—

- (1) Central Railway Swimming Competitions on 14th April, 4th June and 7th June 1959.
- (2) Bombay University—Inter Collegiate Swimming Competitions on 16th and 17th September 1959.
- (3) V National School Games on 31st December 1959.

The Pool was given free of charge to the Bombay State Aquatic Association and the University of Bombay for holding their annual aquatic competitions.

Seven members of this Pool were selected to represent Bombay in Bombay-Colombo-Aquatic Meet held at Colombo in August 1959. Their expenses were borne by the Swimming Pool.

All India Aquatic Championship was held in Bombay in 1959 at the M. G.M.O. Swimming Pool from 12th to 15th November 1959.

Smt. Arati Saha, the first Asian Lady to cross the English Channel was felicitated in November 1959 at this Pool.

The M. G. M. O. Water Polo League matches were played in February and March 1960 and the winning club, viz., the N. S. C. I. was awarded "Mrs. Avan K. Golwalla Trophy" by Shri D. S. Munagekar, Municipal Councillor and Chairman of the Sports Committee of the M. G. M. O. Swimming Pool.

## Visitors.

Mr. John Miller, American Swimming Coach visited this Pool on 16th and 17th September 1959 and was available to the member of this Pool for getting instructions in swimming.

The Mayor of Jubbulpore Corporation visited the Pool.

## Revenue.

Collection of fees etc., during the year amounted to Rs 1,24,590 as against Rs. 1,22,916 during the preceding year.

K. F. GOLWALLA,  
Manager, Mahatma Gandhi Municipal  
Olympic Swimming Pool.

## ORGANIZATION AND METHODS DIVISION

Shri P. C. Pandya, M.A., LL.B., (Bom.), B.T., L.S.G.D., M.P.A. (U.S.A.), was in charge of the Division, which works as a part of the Municipal Commissioner's Office.

The Organization and Methods Division started functioning with the appointment of one Officer in March 1957 and the other two Officers, Shri K. U. Mehta and Shri S. D. Nadkarni, were appointed from 10th February 1958. One Chief clerk and two Head clerks have been provided to assist the Organization and Methods Officers in their work.

During the year 1959-60, 3,163 Establishment Proposals of various nature were received in addition to 2,325 Miscellaneous References. Of these, 5,347 were disposed of and 141 were on hand on the last date viz 31-3-60.

Besides scrutiny of Establishment Proposals, the other major items of work undertaken by this Division are as follows :—

(1) In order to institute a regular system of administrative inspection by the Heads of Deptts., the Organization and Methods Officers and other Senior Officers, a proforma of Inspection Report, Part I was devised in consultation with the some senior Officers from appropriate Departments Administrative Inspections are now being carried out on the basis of that Proforma.

(2) Detailed investigations in respect of methods, procedures, work-load, organizational set up, etc., are undertaken as and when necessary and suitable recommendations made to M. C.

(3) A Scheme of In-service Training for Jr. Members of the clerical staff was formulated and has been brought into effect from 2-2-1960 with a view to enhance the usefulness of the clerical staff in the discharge of their duties. The Training of one Batch of such clerks was completed by March 1960 end.

(4) A Scheme of Supervisory Officers' Training mainly in industrial laws and regulations was also formulated and brought into effect from 3-3-1960.

(5) The 'Suggestion Scheme' under which Municipal Employees are encouraged to make good suggestions for improving the working or efficiency of a Municipal Department or for effecting economy was submitted to M. C. with necessary remarks. This Scheme is operated by this Division.

(6) A comprehensive report on abolition of vacant posts in all Departments was submitted as a result of which 146 posts have been abolished from the Establishment Schedule thus effecting considerable savings.

(7) Detailed reports on the following were submitted to M. C.

- (a) Reorganization of the Education Department.
- (b) Levels of supervision in Municipal Departments.
- (c) Reorganization of C. E. 's Administrative Offices.

The O and M. Division is also assigned the follow-up work in respect of implementation of the recommendations of Messrs. Ibcons Ltd., for the Departments studied by them.

K. U. MEHTA  
*Organization and Methods Officer.*

# TEST AUDIT DEPARTMENT.

Shri N. V. Naik, G.D.A., continued to be in-charge of the department during the year under report.

The department functions in two wings viz., (1) Spot Audit and (2) Stock verification.

During the year under review, the Spot Audit Section has done the following work:—

Details of work.	No. of cases dealt with
(i) Investigation of cases of alleged acceptance of illegal gratification	16
(ii) Investigation of cases of theft and pilferages of Municipal materials	55
(iii) Irregularities—	
(a) Complaints (anonymous as well as pseudonymous) against the municipal staff which on investigation found either to be vague, false or malicious and hence filed	102
(b) Complaints against the municipal employees such as for irregular attendance, sub-letting of rooms, harbouring of outsiders without permission, etc., complaints against stall-holders and licensees for sub-letting, infringement of provisions of Shops and Establishment Act, etc.	293
(c) Complaints of serious lapses against the municipal employees such as mis-conduct, mis-behaviour, accepting simultaneous jobs, misappropriation of municipal money, false marking of presence, beating of students by teachers in municipal schools etc.	86
(iv) Surprise visits to places of municipal work in progress and to various establishments for checking of musters, Imprest accounts, etc.	187
(v) Attending to sales of municipal properties, sales of rights, sale of waste-papers etc.	96
(vi) Cases of miscellaneous nature such as offering remarks on action to be taken in cases referred to by the departments in the matters of petty offences, representations of municipal employees, complaints received from the public and on general matters relating to Test Audit work	627
<b>Total No. of cases</b>	<b>1,462</b>

Out of the 1,462 cases attended to by the Spot Audit Section during the year under report, 905 cases pertained to City, 289 cases to Suburbs, 182 cases to Education Department and the remaining 86 cases to Extended Suburbs.

The action taken in the above 1,462 cases can be summarised as under:—

	No. of cases
(i) Dismissal	6
(ii) Removal from Service	7
(iii) Reductions	12
(iv) Withholding of increments	5
(v) Fine	7
(vi) Warning	27
(vii) Filed	102
(viii) Sent to Departments concerned for necessary action	508
(ix) Action sale of municipal properties and action of rights etc.	96
(x) Remarks offered	627
(xi) Inquiries in progress	65
<b>Total No. of cases</b>	<b>1,462</b>

## Stock Verification

The Stock Verification Section attended to the following work during the year:—

**Stock Verification**—The following offices and schools were visited and in the course of stock verification:

	City	Subs.	Extd. Subs.	O. C. Divn.	Total
Offices	189	41	20	3	253
Schools	158	30	26	—	214

## Miscellaneous work:

(1) No. of furniture and equipment proposals scrutinised	97
(2) No. of proposals for purchase of typewriters etc. scrutinised	18
(3) No. of proposals for furnishing securities by employees	25
(4) No. of proposals for issue of clothing and uniforms etc., to different categories of employees	41
(5) No. of contract works visited for checking stock of cement	78
(6) No. of proposals for writing off unserviceable articles belonging to Municipal offices and schools	136
(7) Sale of waste paper	60
(8) Grant of Free Quarters or House Rent Allowance to Municipal staff	1
(9) Scrutiny of audit note replies	55
(10) Scrutiny of P. F. claim recoveries	71
(11) Telephone proposals	71
(12) Plant and machinery statements	42

Verification of the Reserve Stores including Capital Stores at the Central Stores and the Sub-Depot at Foras Road was carried out during the year as usual. Periodical checking of balances of petrol, diesel oil etc., at various pumps was also done and quarterly live stock statement of bullocks as well as increase and decrease statement of animals at Victoria Gardens were also verified.

*General.*—The following other important work was done by the branch.

- (1) Distribution of Relief from Mayor Fund to the families affected by fire, house collapses and other victims of natural calamities.
- (2) Six cases referred to by Anti Corruption Branch were investigated.
- (3) Test checking of private and public vehicles for evasion of Municipal wheel tax at the barriers.
- (4) Certain favourite resorts in the city, suburbs and extd. suburbs were kept under close observation to detect pilferage of petrol from municipal vehicles and unauthorised driving of municipal vehicles by cleaners under instructions from the drivers.
- (5) Form of application for submission of grievances by Municipal employees was finalised and got duly printed for being issued to various municipal departments as per their requirements.
- (6) Municipal Ferry Service running between Versova and Mudh-Island was kept under observation and on one occasion the fee collecting staff was found to have accepted fees from the passengers without issuing tickets with a view to misappropriating the amount so collected.

N. V. NAIK,  
Test Audit Officer.



## THE BOMBAY CIVIC JOURNAL

During the year under report, Shri U. G. Rao, continued to be the Editor, 'The Bombay Civic Journal.'

'The Bombay Civic Journal' completed 6 years in March 1960.

Besides the Fifth Annual Issue of the Journal published in April 1959, special issues such as Independence Day issue, Divali issue, and Republic Day issue were published in August 1959, October 1959 and January 1960, respectively. In place of usual features, these special issues had a variety of articles of civic and general interest from writers all over the country Mayors, City Fathers, civic officials and authorities on various subjects. Articles contributed by Heads of Departments were also presented in the Journal.

In order to reduce the gap between expenditure and income, the cost on establishment side of the department has been reduced to a considerable extent by deleting the full-time post of Advertisement and Circulation Manager and also the part-time post of photographer. Thus there is approximately a saving of Rs. 8,084 a year. Besides this, there has been a saving of about Rs. 6,000 a year on the printing side of the journal with the work being entrusted to an outside press instead of the Municipal Printing Press with effect from the October 1959 issue.

Thus, while striving to effect economy and make the Department self-supporting to the extent possible, every effort is being made to enhance the appeal and utility of the Journal to the general public without departing from the chief objective of the Journal, which is the promotion of civic enlightenment.

U. G. RAO,  
*Editor, Civic Journal Bombay*

## PART I

## INDEX

	PAGE
Accident Cases—Bai Yamunabai L. Nair Charitable Hospital ...	377
Advances—	133
Advertisements—Licence department ...	330
Advisory Medical Board—Bai Yamunabai L. Nair Charitable Hospital ...	369
King Edward VII Memorial Hospital ...	352
Ambulance—Fire Brigade ...	302
Artist Section—Topiwala National Medical College ...	375
Asphalt Plant ...	232
Assessor and Collector—Report of the ...	205
Bai Yamunabai L. Nair Charitable Hospital—Report of the Dean ...	369
Do. Statistical statements ...	376-388
Balance Sheet (Revenue)—Prepared by the Chief Accountant ...	87
Beds—Distribution of—Bai Yamunabai L. Nair Charitable Hospital ...	376
King Edward VII Memorial Hospital ...	356
The Lokmanya Tilak Municipal General Hospital ...	396
Beds No. of—Bai Yamunabai L. Nair Charitable Hospital ...	377
King Edward VII Memorial Hospital ...	356
The Lokmanya Tilak Municipal General Hospital ...	396
Blood Bank—Bai Yamunabai L. Nair Charitable Hospital ...	372
King Edward VII Memorial Hospital ...	354
Building Branch—Report of the ...	237
Burst & Leaks to Trunk Mains ...	291
Capital Account—Figures of ...	54
Chawls—Municipal Statement of Capital cost of ...	256 & 261
Chief Accountant—Report of the ...	49
Chief Librarian—Report of the ...	323
Chief Officer—Fire Brigade—Report of the ...	299
City Engineer—Report of ...	219
Colleges—G. S. M. College—Report of ...	347
Nair Hospital Dental College—Report of ...	389
Topiwala National Medical College—Report of ...	369
Compressor Stations ...	237
Conservancy Branch ...	243
Construction Branch—Hydraulic Engineer's Department ...	281
Construction Branch—City Engineer Department ...	223
Controller of Stores—Report of the ...	325
Co-operative Credit Society Ltd.—King Edward VII Memorial Hospital ...	352
—Education Department ...	418
Curator—Victoria and Albert Museum—Report of the ...	321
Dadar Purification Works—Report of the ...	235
Debt charges—Allocation of Chief Accountant's Report ...	52
Departmental Heads—List of the ...	3
Departmental Accounts—Statement of ...	140
Distribution Branch—Water Department ...	277
Drainage Purification Works ...	224
Drainage Schemes ...	224
Drawback claims—Assessment Department ...	208
Education—Free and Compulsory ...	413
Physical ...	413
Primary—Government Grant on ...	416
Vocational ...	413
Ejectments—Suits for ...	258
Ejector Stations ...	237
Election—Rolls ...	213
Election and Town Duty Officer—Report of the ...	213
Estate Agent and Land Manager—Report of the ...	249
Evaporation losses at lakes ...	273
Expenditure—Revenue account ...	54, 142, 197
Expenditure—Statement of ...	71
Ex-Trusts and Municipal Estates—Review of the ...	254

Factories—Permit	243
Family Health Centre—King Edward VII Memorial Hospital	351
Fees for admission to Victoria and Albert Museum	321
Fire—Alarms	299
Fire—Appliances	312
Fire—Calls	299
Loss of life, properties	299
Serious Fires	299
Fires—Summary of	303
Flood Gates	236
Flooding	233
Footpaths	229
Funds—Special-Statement of	84, 134
Gardens—Outside City Division—Hydraulic Engineer's Department	274
Gardens—Victoria Gardens	317
Amenities for Children—Amusement	317
Income and Expenditure	317
Music Programme	317
Sites	317
General Account Pertaining to Estates Agent and Land Management—Statement of	262
Ground rent—	256
Gymkhana—Seth Goardhandas Sunderdas Medical College	348
Topiwala National Medical College	375
Hawkers—Licence Department	329
Heads of Departments—List of the	3
Health Department—Report of—See Part II	Part II
Hostels—Seth Goardhandas Sunderdas Medical College	348
Topiwala National Medical College	374
House drains Municipal—Engineering Department	233
Housing Accommodation—Municipal	227-228
Housing—Dishousing and Rehousing—Extrust Estates	255
Hydraulic Engineer—Report of the	273
Improvement Schemes Account	55
Income—Statement of	68
Revenue Account—Water Works	125
Industrial Relations	47 & 428
Investments	53
Island of Bombay—Map of the Zones of water supply	292
Joint Councils—Labour Department	428
King Edward VII Memorial Hospital—Report of the	347
Labour Officer—Report of the	427
Labour Staff—Number of the	427
Labour Relations—Report regarding the	427
Lakes—Statistics of—	273
Powai	273
Tansa	273
Tulsi	273
Vehar	273
Vaitarna	273
Land—Acquisition of	249
Municipal—Disposal of	255
Sale proceeds of	51
Layouts—Changes in the	254
Leases—Long term	256
Short term	256
Temporary	258
Legal Department—Report of the	405
Libraries—Municipal	323
Books and Magazines—Classification and Cataloguing of	323
Circulation of	323
Purchase of	323
Municipal Teachers'	418
For Patients in K. E. M. Hospital	352
Seth Goardhandas Sunderdas Medical College	347
Topiwala National Medical College	374
Licences—Licence Department	329
Lighting of Public Streets	230

	PAGE
Loans—Allocation of	50
Mahatma Gandhi Memorial Olympic Swimming Pool—Report of	435
Mains—New—laying of the	281
Maintenance Branch—Hydraulic Engineer's Department	275
Maintenance Branch—City Engineer's Department	228
Manager, Municipal Printing Press—Report of	343
Master Plan for distribution of water supply to the Greater Bombay area	216
Mechanical Branch—Report of the	239
Medical Assistance to Municipal Employees—Scheme of	428
Medical Inspection of School Children—School Health Services	Part II-7
Medical Superintendent—The Lokmanya Tilak Municipal General Hospital,—Report of the	393
Do. —Group of T. B. Hospitals, Sewri—Report of the	399
Metered connections Revenue from	279
Meters—Details of	276, 279
Repairs to	276
For Domestic Supply	279
Monuments and Statues—Public	229
Museums—Seth Goardhandas Sunderdas Medical College	348
Topiwala National Medical College	375
Victoria and Albert Museum	321
Nurses' Welfare Fund—King Edward VII Memorial Hospital	351
Nursing Staff Bai Yamunabai L. Nair Charitable Hospital	371
King Edward VII Memorial Hospital	351
Outside City Division—Maintenance Branch—Hydraulic Engineer's Report of the	273
Patients—Number of—Bai Yamunabai L. Nair Charitable Hospital	371
King Edward VII Memorial Hospital	349-350
In-patients—Summary of—King Edward VII Memorial Hospital	350-356
Out-patients—	
Bai Yamunabai L. Nair Charitable Hospital	371, 377, 383
King Edward VII Memorial Hospital	349, 350, 356, 362
Poor patients—King Edward VII Memorial Hospital	
Relief to	354, 355
Physiotherapy Department—King Edward VII Memorial Hospital	350
Poor Box Charity Fund—King Edward VII Memorial Hospital—Donations to	355
Poor Box Charity Fund—The Lokmanya Tilak Municipal General Hospital, Sion	394
Poor Patients Fund—Bai Yamunabai L. Nair Charitable Hospital	372
Printing Press—Report of the	343
Private Buildings—Construction of	237
Projections—Unauthorized—Removal of	238
Properties in the City—No. of/in charge of Estate Agent and Land Manager's Deptt.	256
Public Relations Department—Report of	431
Pumping Stations—Construction of	237
Purification Works, Dadar,	235
Dharavi	236
Love Grove	234
Rain fall—Graph showing the	286
Rateable Value—Complaints	208
Incidence of	205
R. C. Urdu Training Institute for lady teachers	411
Refrigeration plant—Arthur Crawford Market	337
Refuse—Removal of	244
Rents—Chawls—	256
Ground Rent—Commutation of	256
Semi Permanent Sheds	257
Suits for recovery of	258
Research Activities—Seth Goardhandas Sunderdas Medical College	347
Revenue Account—Income and Expenditure	67
Revenue Surplus—Statement of—	67
Riot Tax—	208
Roads—Maintenance Branch—Construction of—	228, 229
Special—Schemes (Estates and Land Management Department)	254

	PAGE
Road Rollers—	230
Schemes—Town Planning	242
Schools—Aided—	412
Expenditure incurred by—	412
Grants to—	412
School Buildings—Municipal—	412
Schools Clinic—King Edward VII Memorial Hospital	354
Schools Education—Municipal—Classes—	409
Prizes—Trust Fund	411
Pupils—Average cost per pupil—	423
Number of—	409, 420
Scholarships—	411
Teachers—General information	410
Scholarships to the Children of Municipal Employees—Statement of	428
Schools—Unaided Recognised	413
Vocational	413
General information	417
Scout Movement—Boy Scouts	414
Girl Scouts	414
Secretary—Municipal—Report of the—	1
Schools—Report of the Education Officer	409
Set-backs	229
Seth Goardhandas Sunderdas Medical College—Report of the Dean—	347
Sewage disposal plants	234
Shops and Establishments—Report of	333
Sinking Funds	50, 111, 173
Slum Clearance	221
Solicitor to the Corporation—Report of the—	405
Statues and Monuments—Public	229
Stock Verification—Central Stores—Report of	53
Stores—Statement of details—	328
Stores Transactions—Statement of	327
Storm Water Drains—Construction of—	225
Streets lighting—Public	230
Streets—Name boards of—	229
Strikes—Sudden Stoppage of Work—Labour Relations	428
Students—Seth Goardhandas Sunderdas Medical College—Admissions—	365
Topiwala National Medical College—Admissions	374
Topiwala National Medical College—Examination Results—	374
Nair Hospital Dental College—Admissions	389
Sub-vention Scheme	233
Superintendent—Bai Yamunabai L. Nair Charitable Hospital—Report of the	369
Gardens—    Report of the	317
Licences, Shops and Establishments—Report of the	329
Markets and Slaughter Houses—Report of the	337
L. T. Municipal General Hospital, Sion,—Report of the	393
Surplus Cash Balance	49
Survey and Design Section—Hydraulic Engineer's Department	282
Tansa Lake—Statistics of	273
Taxes—Collection of	205
Demand of	206
Exemption from General tax—	208
Outstandings	207
Property taxes	205
Rates of	205
Refunds	208
Riot tax	208
Urban Immoveable Property Tax	208
Wheel Tax	205

	PAGE
Teaching Staff—Nair Hospital Dental College ... ..	391
Seth Goardhandas Sunderdas Medical College...	358-60
Topiwala National Medical College ... ..	378-80
Tenements—No. of ... ..	205
Town Duties—Collection ... ..	213
Refund ... ..	213
Revenue ... ..	213
Town Planning Schemes— ... ..	242
Town Planning Scheme—Mahim ... ..	242
Traffic Islands— ... ..	231-32
Tramways ... ..	230
Trolley track ... ..	274
Trunk Mains—Bursts and Leaks ... ..	273, 274
Tulsi Lake—Statistics of ... ..	273
Unions—Names of— ... ..	427
Vaitarna—Cum—Tansa Scheme—Report of Sr. Asstt. Engineer	215
Dam ... ..	215
Vehar Lake—Statistics of ... ..	273
Vehicles—No. of ... ..	205, 212
Visitors No. of to—Lakes ... ..	275
Libraries— ... ..	323, 324
Museum ... ..	321, 322
Victoria Gardens ... ..	317
Water—Disinfection ... ..	274
Water Charge—Compounded— ... ..	283
Water Connections—No. of the ... ..	276
Water—Distribution of— ... ..	277
Water fittings—Testing of— ... ..	276
Water Mains—Bursts and Leaks— ... ..	274
Water Supply—Average of ... ..	278
Disconnecting the— ... ..	279
Disinfection of— ... ..	274
Hours of— ... ..	278, 293
Sources of ... ..	273
Statistics of ... ..	273
System of— ... ..	273 & 277
Works of—General nature ... ..	283
Inside City Division ... ..	275, 276
Welfare Branch—Report of the ... ..	428
Workshops Foundry ... ..	239
Workshops—Municipal—Report of ... ..	239
X-Ray and Electro Therapeutical Report—King Edward VII Memorial Hospital	351
do. do. —B. Y. L. Nair Charitable Hospital ... ..	386
Zoning ... ..	243
Zoo—Victoria Gardens—Livestock in the— ... ..	} 318-319
Zoo—list of animals in the ... ..	

# PART II

## CONTENTS

PAGE.

### I.—REVIEW OF THE YEAR—

(1) Outstanding features	...	1
(2) Population	...	1
(3) Density of population	...	1
(4) Meteorology	...	1
(5) Rainfall	...	1
(6) Births and deaths	...	1

### II.—PUBLIC HEALTH ADMINISTRATION—

Divisions of the city and distribution of the staff	...	1
(1) General Sanitation	...	2
(2) Food Sanitation	...	3
(3) Vital Statistics	...	3
(A) Births and birth-rate	...	3
(B) Deaths and death-rate	...	3
(C) Mortality by sex and age	...	3
(D) Deaths by causes	...	3
(E) Ascertainment of causes of deaths	...	3
(F) Deaths by months	...	3
(G) Mortality by sections	...	3
(H) Copies of birth and death registry	...	3
(I) Infant mortality	...	3
(J) Maternal mortality	...	4
(4) Control of communicable diseases—	...	4
(a) Notification	...	4
(b) Plague	...	4
(c) Smallpox	...	4
(d) Cholera	...	4
(e) Influenza	...	4
(f) Enteric fever	...	4
(g) Acute anterior poliomyelitis	...	4
(h) Diphtheria	...	4
(i) Cerebrospinal meningitis	...	4
(j) Tuberculosis	...	4
(k) Venereal disease	...	4
(l) Leprosy	...	5
(m) Malaria, anti-malaria and insecticidal measures and disinfection	...	6
(5) Hygiene—	...	6
(i) Maternity and Child Welfare Services	...	6
(ii) Family planning clinics	...	7
(iii) School Health Work	...	7
(7) Medical relief	...	9
(8) Health propaganda and education	...	10
(4) (A) Report of the Medical Superintendent, Arthur Road Hospital	...	10
(6) Report of the Municipal Analyst	...	12
(4) (B) Report of the Superintendent of Vaccination	...	13

Tables	...	14 to 73
--------	-----	----------

### DIAGRAMS—

A-1 & A-2.—Annual total deaths by causes, 1926-1959	...	1
B.—Annual death-rate 1901-1959	...	2
C.—Death-rate from principal causes	...	3
D.—Infant mortality rate 1881-1959	...	4
E.—Maternal mortality rate	...	7
F.—Climatic conditions in Bombay in 1959	...	8
F1.—Daily mean births and deaths in 1959	...	8
G.—Annual admission of cases in Arthur Road Hospital	...	10

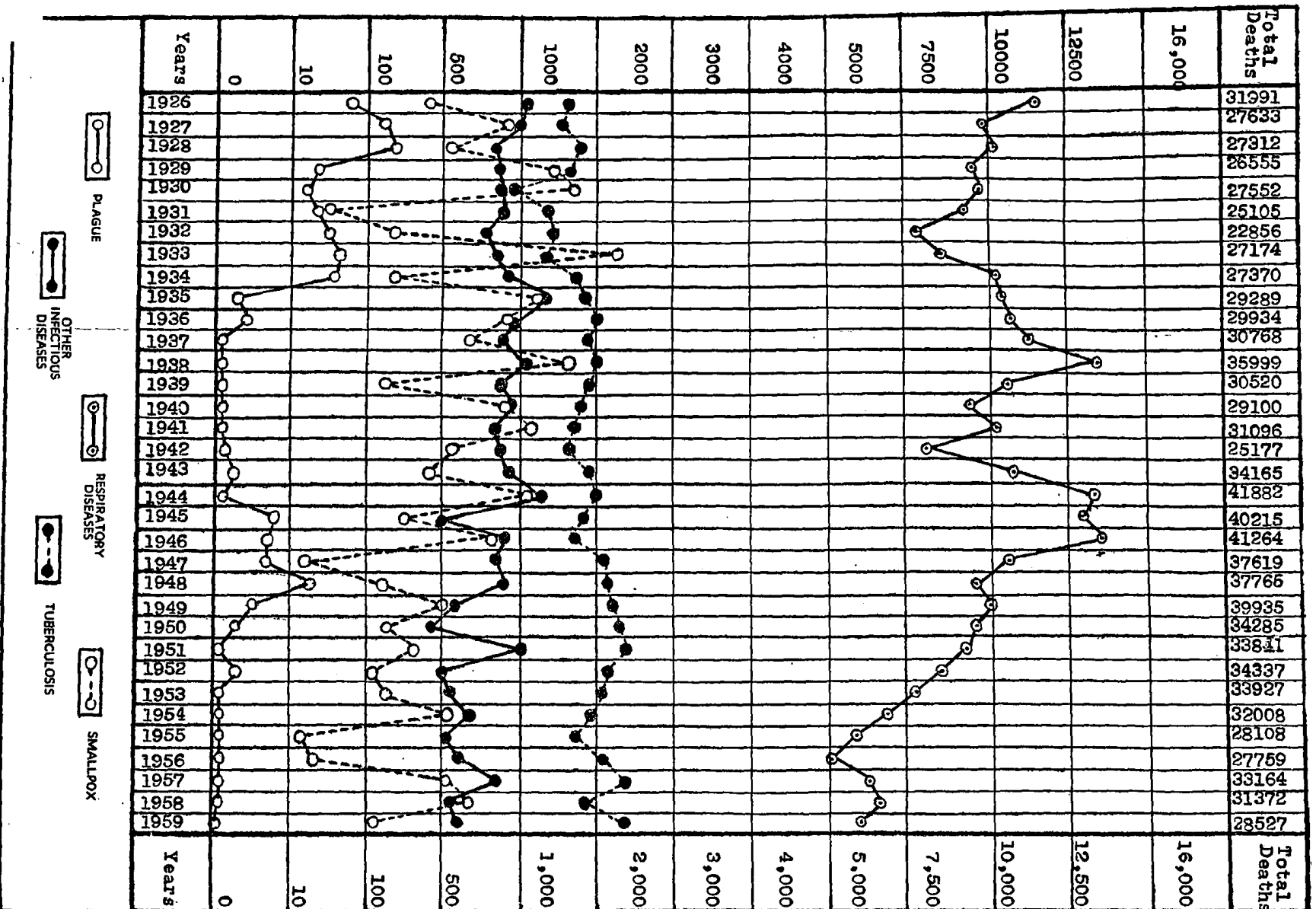
# SUMMARY OF STATISTICS

FOR THE YEAR 1959

1. Area of Bombay City and Island	...	...	...	...	26,189 sq. miles (16751.42 acres)
2. Density of population per acre	...	...	...	...	139
3. Population	}	Census of 1951	...	...	23,29,020
		Mid-year estimated	...	...	36,33,000
4. Total live births registered	...	...	...	...	74,391
5. Birth-rate per 1,000 population	}	Census 1951	...	...	31.9
		Mid-year estimated	...	...	20.5
6. Total deaths	...	...	...	...	28,527
7. Death-rate per 1,000 population	}	Census 1951	...	...	12.2
		Mid-year estimated	...	...	7.9
8. Total deaths among infants (under 1 year)	...	...	...	...	7,711
9. Infant deaths per 1,000 live births	...	...	...	...	103.7
10. Maternal deaths	...	...	...	...	103
11. Maternal death-rate per 1,000 births (including still-births)	...	...	...	...	1.4
12. Maternal death-rate per 1,000 live births	...	...	...	...	1.3
13. Still-births	...	...	...	...	2,968
14. Plague—deaths	...	...	...	...	Nil.
15. Cholera—deaths	...	...	...	...	Nil.
16. Smallpox	}	(a) deaths	...	...	118
		(b) death-rate	...	...	0.05
17. Influenza	}	(a) deaths	...	...	24
		(b) death-rate	...	...	0.01
18. Tuberculosis	}	(a) deaths	...	...	2,306
		(b) death-rate	...	...	0.99
19. Acute anterior poliomyelitis	}	(a) deaths	...	...	24
		(b) death-rate	...	...	0.01
20. Diphtheria	}	(a) deaths	...	...	91
		(b) death-rate	...	...	0.04
21. Typhoid	}	(a) deaths	...	...	212
		(b) death-rate	...	...	0.09



**DIAGRAM "A" 1**  
**ANNUAL TOTAL DEATHS**  
**FROM DIFFERENT CAUSES IN BOMBAY CITY**  
**1926-1959**

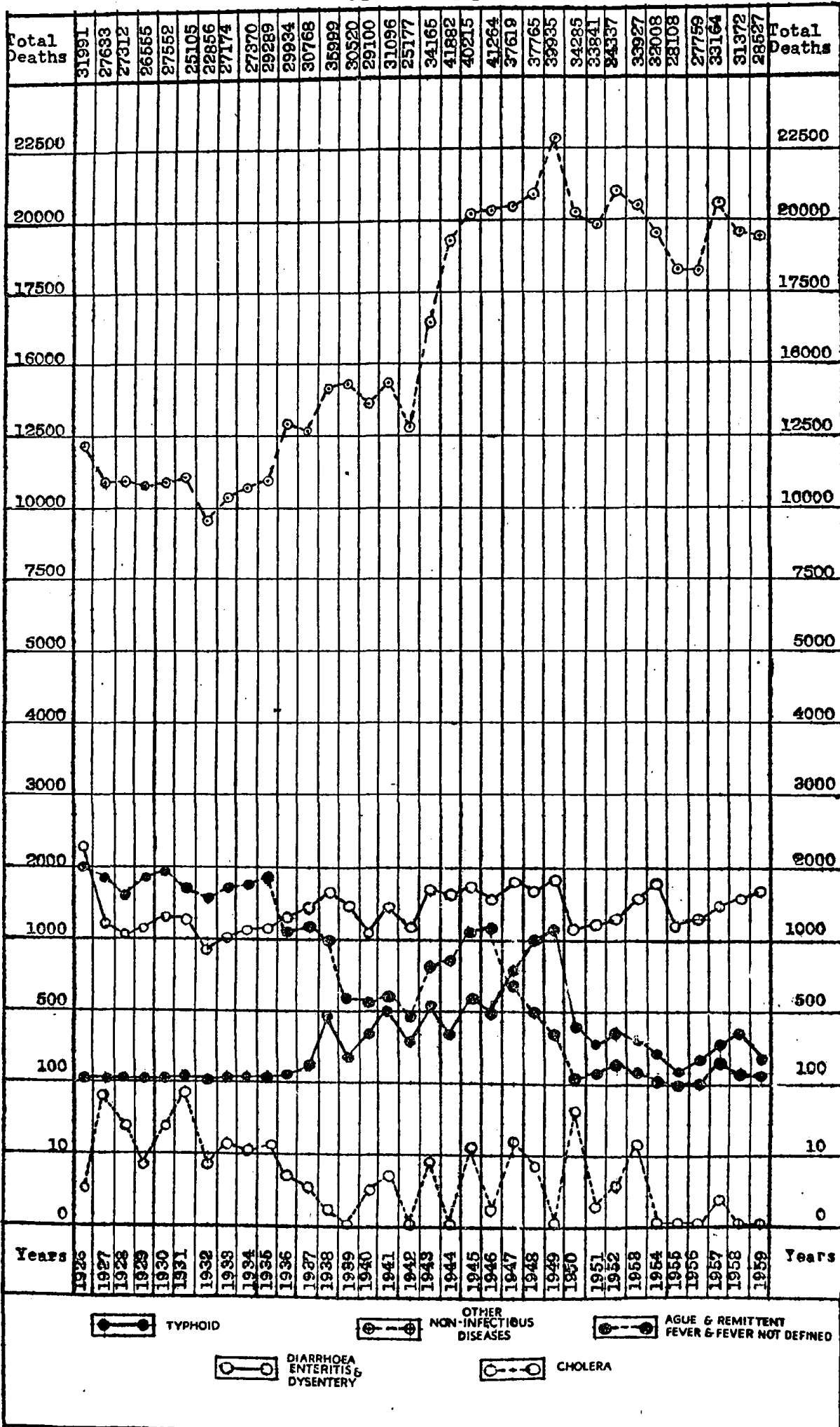


# DIAGRAM "A" 2

## ANNUAL TOTAL DEATHS

### FROM DIFFERENT CAUSES IN BOMBAY CITY

1926-1959



# Annual Report of the Executive Health Officer for the year 1959

Dr. G. N. Kowshik, M.B.B.S., B.H.Y., D.P.H., held the post of the Executive Health Officer, from 1st January 1959 to 3rd October 1959. Dr. R. B. Fondekar, M.B.B.S., B.H.Y., was appointed as acting Executive Health Officer from 4th October 1959, the date on which the former relinquished the office on account of superannuation.

(1) **Outstanding Features.**—Smallpox breaks out in an epidemic form in Bombay every 3 to 5 years, probably due to heavy influx of the unprotected population from outside the city and also on account of the fact that re-vaccination is not compulsory in Bombay.

The incidence is noted more among the age-groups of 16 to 30 years whose immunity wanes in the absence of periodical revaccination.

(2) **Population.**—The population figure for the city *viz.*, 23,29,020 as per the census of 1951 (table 1) has been taken as the basis for rates for vital statistics in this report. The mid-year estimated population of the city was 36,33,000.

(3) **Density of Population.**—The area of the city is 26.189 square miles (16,751.42 acres) with the density of the population at 139 per acre (table 2).

(4) **Meteorology.**—Meteorological data for the year is given in table 3.

(5) **Rainfall.**—The total rainfall in millimeters recorded at the Colaba Observatory was 2393.6. It was above normal by 584.9 millimeters. It rained on 116 days as against 101 in 1958 and 98 days in 1957. The wettest month of the year was July, with a rain-fall of 745.4 mm.

(6) **Births and Deaths.**—74,391 live births and 28,527 deaths were registered as against 67,069 live births and 31,372 deaths in the previous year. The rates of births and deaths per 1,000 of the census population were 31.9 and 12.2 respectively, and 20.5 and 7.9 respectively per 1,000 of the mid-year estimated population.

## PUBLIC HEALTH ADMINISTRATION.

(1) **General Sanitation.**—This included inspection, supervision and statutory actions in relation to premises, their environs and also licensable trades, to remedy sanitary defects and deficiencies and obviate statutory nuisances.

For this purpose, the city is divided into 7 wards, A to G, grouped under four Assistant Health Officers. The wards are sub-divided into 51 sections, each of which is in the charge of a Medical Assistant or a Sanitary Inspector. These 51 sections are grouped to form 10 registration districts each being in the charge of a Medical Inspector for the registration of births and deaths.

(2) **Food Sanitation.**—This includes enforcement of sanitation and hygiene in food establishments and on hawkers of food, and destruction of unwholesome food.

**Food Adulteration:** Since the Prevention of Food Adulteration Act, 1954 came into force in 1955, sampling of foods has become more elaborate than before in the procedure prescribed for it. In addition to the usual staff of Food Inspectors, a mobile squad for surprise sampling with swiftness has been at work to control food adulteration through sampling.

Milk sampling was done as before through Milk-Sub-Inspectors as well as Food Inspectors.

(3) **Registration of vital statistics.**—The registration of births and deaths in the city has been very nearly complete as in previous years. Live Births registered during the year numbered 74,391 and deaths registered during the year numbered 28,527 giving a natural increase of 45,864 persons in the population. Morbidity registration pertained chiefly to the 17 notifiable diseases prominent among which were Small-pox, Enteric Fever and Diphtheria. The extent of incidence and mortality of these diseases are given later in this report.

(4) **Control of communicable diseases.**—The measures taken for the prevention of diseases such as Small-pox, etc., included isolation and treatment, contact and mass immunization and health education of the masses.

Cases of infectious diseases (except tuberculosis, venereal diseases and leprosy) were isolated and treated at the Municipal Infectious Diseases Hospital at Arthur Road, which is under a Medical Superintendent. The staff was duly supplemented from time to time when the increase in the number of patients demanded it. The Honorary staff of the hospital rendered valuable service whenever needed.

Cases of *Tuberculosis* were treated at the Municipal Group of Hospitals for Tuberculosis at Sewri and at the 200 beds reserved by the Corporation at the Sarvodaya Hospital, Ghatkopar. Advanced cases of T.B. are treated at the Ramkunwar Daphtary Isolation Hospital at Dadar. Admissions to these hospitals were regulated as per the waiting list maintained at the Out-patients Department of the hospital after examination by the Honoraries. Outpatients were also treated at the clinics at Princess Street, Foras Road, Dadar and Khar.

The *Venereal Diseases* cases were treated at the special clinic at Bellasis Road.

The infectious cases of *Leprosy* detected at the Municipal Free Dispensaries were directed to receive treatment at the clinic of the Acworth Leprosy Home, Wadala. The non-infectious cases were treated at the dispensaries.

The *anti-malaria* and *insecticidal* services were carried out by the Insecticide Branch.

*Primary vaccination and re-vaccination* against Small-pox were carried out under the direction of the Superintendent of Vaccination.

Immunization against Small-pox, Cholera, Enteric Fever, Tetanus and Diphtheria were also carried out at the Municipal Free Dispensaries and at the City Fever Hospital. This included immunization for the purposes of International Travel as prescribed by the W. H. O.

#### (5) Hygiene.

*Maternity and Child welfare*—Antenatal care, care at birth, care during infant and pre-school life was rendered through the 6 municipal maternity homes under the charge of six lady medical officers, with a staff of 43 nurses and 24 health visitors. The medical officers conducted the main clinics at the respective homes and 10 subsidiary clinics. The maternity unit at Dharavi was in the charge of two trained health visitors under the guidance of one of the medical officers.

*Family Planning*.—Instruction and advice in spacing of births were given at 22 family planning clinics, including 2 centres, at the King Edward Memorial Hospital and Bai Yamunabai L. Nair Charitable Hospital, started under the aid received from the Government of India. The Supervising Medical Officer (Maternity) supervised these activities. The operative procedures for family planning are done at the larger Municipal Hospitals on a voluntary basis only.

*P. T. A. P.*—Arrangements have been made to inoculate children aged 6 months to 5 years with P. T. A. P. antigen against Diphtheria at Post-natal clinics of the 6 Maternity Homes.

*B. C. G.*—B. C. G. Vaccination was given to new-born babies, with the consent of the mothers.

*Well Baby Clinics*.—The clinics now function at four of the Maternity Homes.

#### *School Health work:*

(a) *Medical service*.—Out of about 2,36,111 pupils in the Municipal schools, 77,402 were examined and of them, 67,685 were found to have one or more physical ailments. Arrangements to treat 20,521 pupils were made in the school clinic at the K. E. M. Hospital.

(b) *Milk feed*.—52,140 certified undernourished children were given free toned milk feed of 6 ozs. each during the year under reference.

(c) *Snacks*.—Snacks consisting of chikki or fruits were given in addition to the milk feed.

(6) *Municipal Laboratory*.—The analysis of samples of food, Municipal water supply and of clinical specimens was carried out in the Municipal Laboratory in charge of the Municipal Analyst.

25,824 samples were examined during the year chemically, bacteriologically and clinically. Prosecutions have been launched in 4,032 cases under the Prevention of Food Adulteration Act, 1954, in respect of the food samples found adulterated.

(7) *Medical Relief*.—Medical Relief was administered through 27 free dispensaries (two Ayurvedic) under 28 medical assistants, one Mobile Dispensary Unit, 6 dispensaries for women and children under 3 part-time lady doctors, 1 Eye Hospital and an Eye Dispensary under 2 honorary surgeons and one senior nurse.

The number of new cases treated at the General Dispensaries, etc., was 5,22,725. The total attendance was 23,35,378. The figures at Dispensaries for women and children were 5,751 and 68,305 respectively.

There were 278 indoor patients treated at the Eye Hospital while 13,312 cases were treated at the Eye Dispensary.

In 14 out of 27 dispensaries, arrangements have been made for carrying out active immunization against Diphtheria with P. T. A. P. of children below 10 years of age. Anti-Tetanus injections are also given at these 14 dispensaries.

(8) *Health education* was carried out by the Public Relations Officer, through all modern publicity media. The details are mentioned in that Officer's Report.

### (1) GENERAL SANITATION.

*Sanitary condition* of the city was, on the whole, satisfactory throughout the year. Insanitation where detected, was *inter alia*, due to insufficiency of sewers and continuance of the basket-privy system, high density of houses and persons per acre and practical difficulties such as absence of proper access, transport difficulties, etc., in the way of rendering adequate conservancy services, both as regards the removal and disposal of refuse and also comparative shortage of water supply. About 775 basket privies still remained to be converted into the full-flushing system, pending the implementation of the town planning schemes.

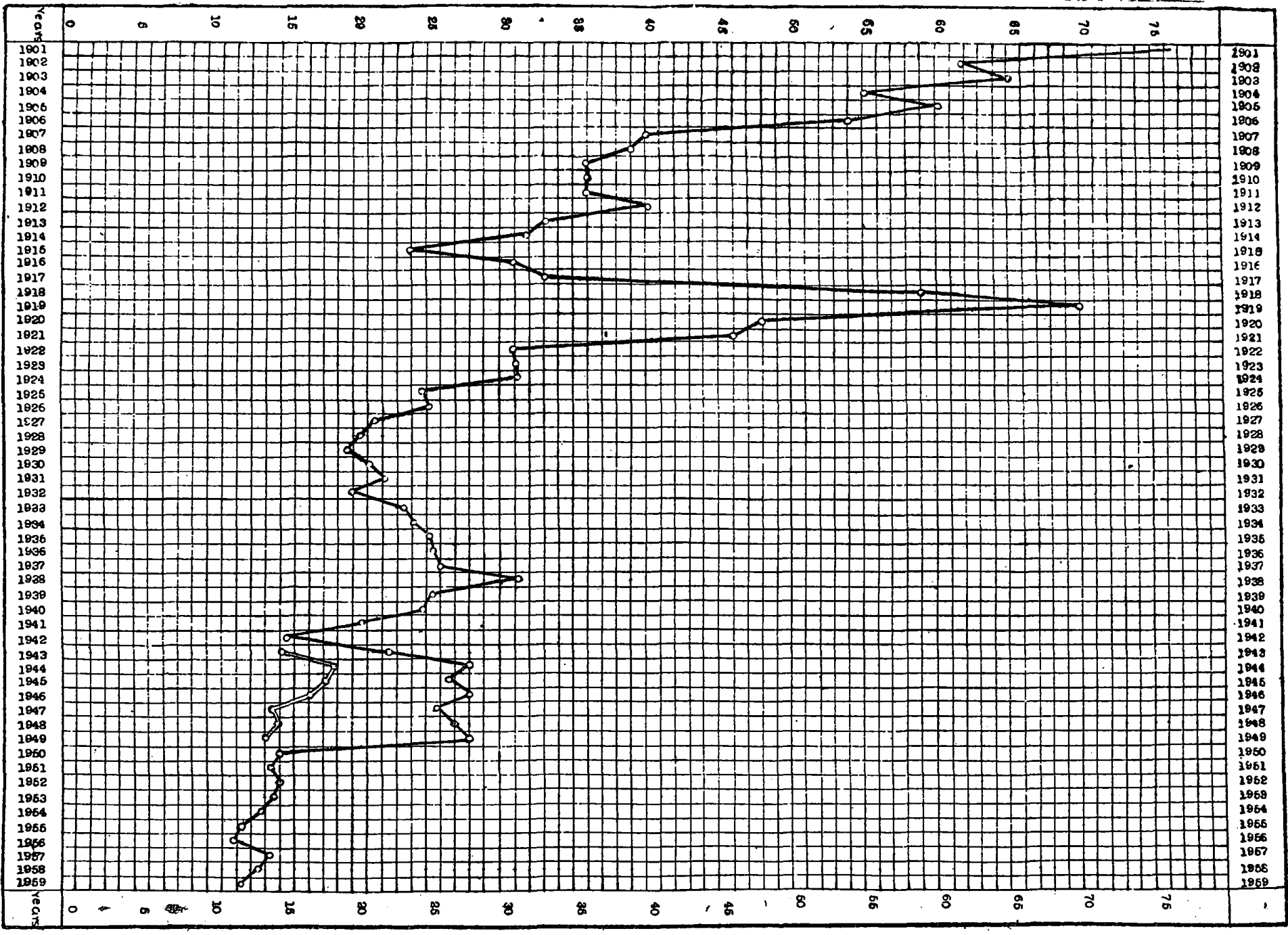
*Water supply*.—The City continued to receive chlorinated water supply. Apart from occasional complaints from individuals as regards unwholesome water supply at certain points of the distribution system breaches were noticed or suspected in pipe lines in certain localities, which were got repaired promptly. Constant check of the quality of the water supply and dosage of chlorine was exercised through systematic sampling and analysis of water at various points in the supply and distribution system.

*Drainage*.—In the Mahim area in North Bombay included in three Town Planning Schemes, sewers have been laid in a major portion of it.

*Sanitary control of dwellings*.—The routine inspection of dwellings for detection of sanitary defects was made by the sanitary inspectors, medical assistants and medical inspectors under the general supervision of the Assistant Health Officers. During the year, 1,222 insanitary huts were demolished or vacated.

*Sanitary Inspection*.—Details are given in Table 4.

**DIAGRAM B**  
**ANNUAL DEATH RATE IN BOMBAY CITY**  
**(1901-1959)**




CENSUS POPULATION (1961) :- 23,09,020  
 RATIONING POPULATION (BEGINNING OF 1950) :- 27,71,282

RATE ON CENSUS POPULATION :-  
 RATE ON RATIONING POPULATION :-



DEATH RATE PER 1000 POPULATION FROM PRINCIPAL CAUSES IN BOMBAY CITY IN 1959 AND THE DECENNIAL AVERAGE 1949-1958

DIAGRAM C



**Slum** areas continued to receive special attention so far as sanitary measures in general were concerned. However, with the passing of the amendment of the Bombay Municipal Corporation Act, about the middle of 1954, regarding slum clearance, particular attention was paid by the Municipal Engineering Department to slum clearance schemes.

**Milch Cattle Stables.**—Approximately 830 milch cattle in 7 stables in City were yet to be removed to the Government milk colony at Aarey.

## (2) FOOD SANITATION

- (i) A statement regarding the work of enforcement of milk sanitation is given in table 5.
- (ii) Particulars regarding the destruction of unwholesome food are given in table 6.
- (iii) Statements regarding statutory notices and court cases are given in tables 7 and 8 respectively.

## (3) VITAL STATISTICS

**(A) Births and Birth-rate.**—The live births registered during the year were 74,391 which were 7,322 more than in 1958 and 10,463 above the average of the decennium (1949-58). Of the registered births, 38,017 were male and 36,374 female, giving a proportion of 104.5 males to 100 females. The birth rate was 31.9 per 1,000 of the census population. Details are given in tables 2, 9, 10, 11, 12 and 13.

The number of still-births reported was 2,968 or 3.98 per cent. of live births.

**(B) Deaths and Death rate.**—The total number of deaths registered from all causes was 28,527 as against 31,372 in 1958, being 4,347 below the annual average mortality of the preceding 10 years, and 1,955 less than the mean mortality of the preceding 5 years.

The death-rate per 1,000 of the population was 12.2. 27 per cent. of the total deaths were among infants below 12 months. Out of these 46.8 per cent. were recorded as due to congenital debility or premature births or malformation, etc.

The annual number of total deaths from different causes in the city since 1926 is plotted in diagrams A-1 and A-2 facing page 1. Death rates are shown in diagram B, facing page 2.

**(C) Mortality by sex and age.**—Of the 28,527 deaths 16,310 were among males and 12,217 among females. The excess of deaths among males may be ascribed to the slight preponderance of males in the population, their number being nearly 63.5 per cent. of the total population. The death-rate among females was, however, actually higher than that among males. The male death-rate was 11.0 and the female 14.4 as against 12.0 and 16.0 respectively in 1958 (*vide* tables 14, 15 and 16).

**(D) Principal causes of deaths** are given in table 17.

It will be seen from the diagram C, (facing page 3) that diseases of the respiratory system claimed the highest number of deaths as in the past with a death-rate of 2.4 per 1,000 of population. A large proportion of deaths from respiratory diseases occurred among infants and children under five years of age. The causes coming next on the list for the year were congenital debility and diseases of early infancy (1.6), old age (1.2) and tuberculosis (1.0).

**(E) Ascertainment of causes of deaths** are given in table 18.

**(F) Mortality by months** is given in tables 19 and 20.

**(G) Details of mortality by sections, etc.,** are given in tables 21, 22 and 23.

**(H) Copies of birth and death registry issued.**—During the year 12,465 copies of registry of births and 15,906 copies of registry of deaths were issued. The total fees received for copies of certificates, for searches of birth and death registers for various periods and for producing records in courts of law, amounted to Rs. 48,974.26 nP. as against 47,368.87 nP. in 1958.

**(I) Infant Mortality.**—(a) Deaths among infants under one year of age numbered 7,711 which was 442 less than in the preceding year and 984 less than the annual average of the previous decennium. The infant mortality rate for the year was 103.7 per thousand of live births as against 121.6 in 1958.

(b) Of the 7,711 infant deaths, 6,835, *i.e.*, 88.6 per cent. were among the infants born in the city and 876 *i.e.*, 11.4 per cent. were among those born outside the city (*vide* table 24). The births of these 876 infants were naturally not registered in the city birth registry. Excluding these 876 deaths, the infant mortality rate would be 91.9. How much of this reduction in the rate could be set off against the deaths of infants occurring outside the city, though born and registered in the city, cannot be estimated. But in the absence of any specific cause of evidence of emigration, the number must be small, and, therefore, the infant death-rate after correction for residence would not be much above 91.9, *i.e.*, 11.8 less than the recorded rate of 103.7.

Diagram D, facing page 4 shows the trend of infant mortality rate in this city during the last 79 years.

(c) **Causes.**—It will be seen from tables 25 and 26, that 5,750 or nearly 74.6 per cent. of the total infant deaths were due collectively to diseases of the respiratory system, infantile debility and premature births, as against 6,049 deaths or 74.2 per cent. in 1958. Diarrhoea and enteritis caused 857 deaths, Ague and Remittent fever and fever not defined 31 deaths, and Convulsions caused 98 deaths. Deaths from Small-pox and Measles numbered 20 each respectively, while poliomyelitis caused 4 deaths.

(d) **Quinquennial averages.**—Compared with the annual average of the preceding five years, the total deaths among infants in 1959 was 201 less. An increase of 246, 128 and 6 was, however, recorded respectively under 'Malformation including premature births', 'Diarrhoea & Enteritis' and 'Dysentery' respectively (*vide* table 27).

(e) *Age at Death*.—The infant deaths in the first week of life were 2,688 or 34.8 per cent. and in the age-period 1 to 4 weeks, 1,334 or 17.3 per cent. of the total. Thus, 4,022 infant deaths or 52.1 per cent. of the total number occurred in the first month of life. In the next two age-groups, *viz.*, 4 weeks to 6 months and 6 to 12 months, the infant deaths numbered 2,026 and 1,663 respectively constituting 26.3 per cent. and 21.6 per cent. of the entire infant mortality (*vide* tables 25 and 26). For neo-natal death-rate see table 28.

(f) *Infant mortality by months*.—See tables 29, 30 and 31.

(j) *Maternal Mortality Rate*.—This rate was 1.4 as in the previous year.

Deaths in puerperal state by causes are given in table 32.

#### (4) CONTROL OF COMMUNICABLE DISEASES.

(a) *Notification*.—The total number of notifications of infectious diseases received during the year was 9,771 as against 11,294 in 1958 (*vide* table 33). Of these 9,670 (98.9 per cent.) were from the District Registrars and 101 (1.1 per cent.) were from the medical practitioners.

(b) *Plague* was absent during the year.

*Anti plague measures; Rat Destruction*.—The total number of rats caught and destroyed in Greater Bombay during the year was 10,39,263 (including 2,82,476 *Rattus Rattus* and 4,21,917 *Gunnomys Kok*) as against 10,28,131 in 1958. No rat was found plague-infected (*vide* table 34).

*Susceptibility of rats to plague*.—The Haffkine Institute reported that the susceptibility of rats to plague was as below:—

R. *Rattus*: 10.6 per cent. susceptible.

R. *Norvegicus*: 5.8 per cent. susceptible.

*Gunnomys Kok*: 83.3 per cent. susceptible.

Other anti-plague measures, *viz.*, (ii) Flea destruction, especially through D.D.T. dusting of rat-holes and D. D. T. spraying of houses, etc., and (iii) Thorough cleansing of areas were also carried out.

(c) *Small-pox* caused 360 attacks (including 20 originating in other local areas of India) and 118 deaths (*vide* table 35).

(d) *Cholera* was absent during the year. Preventive measures including food sanitation campaigns were continued. 28,794 persons were inoculated against cholera.

(e) *Influenza* was recorded as the cause of 24 deaths as against 26 in 1958 and the annual average 24 for the preceding decennium.

(f) *Enteric Fever*.—The number of notified cases, *viz.* 2,917 (including 83 originating in other local areas of India and 1 imported) was 18 more than that in 1958. The total number of deaths was 212 as against 262 in 1958. The case mortality rate was 7.3 *vide* tables 36 and 37. 1,59,748 persons were inoculated with T. A. B. Vaccine. Other preventive measures, including D. D. T. spraying as an anti-fly measure, surprise inspection of food establishments, etc., destruction of unwholesome food stuffs, propaganda, etc., were carried out as usual, besides treating all cases of typhoid with chloramphenicol, etc., at the City Fever Hospital, Arthur Road.

(g) *Acute anterior poliomyelitis* caused 86 cases (10 originating in other local areas of India and 1 imported) and 24 deaths.

(h) *Diphtheria*.—4,254 cases were notified (*vide* table 38). Of these, 217 originated in other local areas of India and 91 proved fatal.

(i) *Cerebro-spinal meningitis*.—3 cases were reported, one proving fatal, as against 2 fatal cases during 1958.

(j) *Tuberculosis* took a toll of 2,306 lives and the death-rate of tuberculosis was 1.0 per 1,000 of population, *vide* tables 39 and 40.

The sputum examination of specimens sent by the medical practitioners was done free of charge at the Municipal Laboratory.

Cases of tuberculosis were admitted to the Municipal Group of Hospitals for Tuberculosis at Sewri which has an accommodation for 460 in-patients, besides 200 beds reserved by the Bombay Municipal Corporation at the Sarvodaya Hospital, Chatkopar. The cases directed by the 4 clinics were admitted as per the waiting list maintained at the hospital outdoor after examination by the honoraries. A. P. and P. P. refills and screening were done at the hospital and at the clinics at Princess Street, Foras Road Dadar and Khar. Advanced cases of T.B. are isolated at the newly constructed 100 bedded Daftary Municipal Isolation Wards at Dadar.

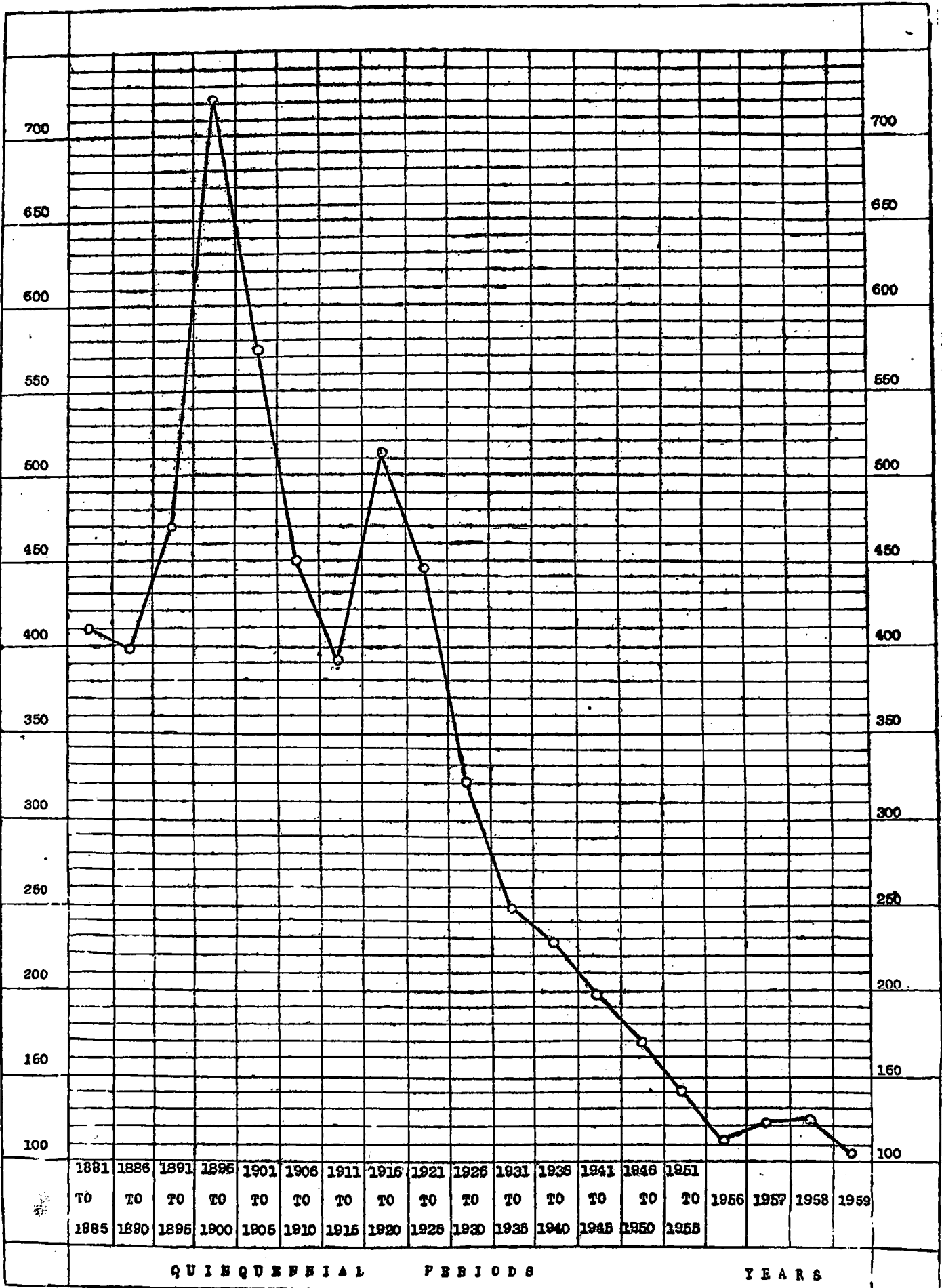
(k) *Venereal Diseases*.

(l) *Prophylaxis*.—The prophylactic centre at this clinic was kept open day and night while the centre at Foras Road was kept open from 6-30 P.M. to 2-30 A.M. every day. Periodical exhibition of instructive and educative films was arranged at this clinic for the benefit of the patients. Medical Officers and the Medico-Social Workers explained to the patients the preventive aspects of the venereal diseases. The attendance at these 2 centres during the year was 24,675.



# DIAGRAM D

DEATHS IN INFANTS PER 1000 BIRTHS IN BOMBAY CITY (1881-1959)



(2) *A Contact Investigation Centre* has been established at this clinic since last year by appointing two Medico-Social Workers (one male and one female), who induced the defaulting patients and married partners to take continued and complete treatment at this clinic. The response was quite encouraging, *vide* tables 41 to 46.

(3) *Diagnosis*.—The clinical diagnosis of all cases attending the clinic was confirmed by latest laboratory tests in the laboratory at this clinic. Blood samples and urethral smears of patients sent by private medical practitioners were tested and examined microscopically and the reports were sent to them confidentially and free of charge.

Details of laboratory work done are given in Table 47.

(4) *Treatment*.—Latest and modern methods of treatment were followed at this clinic. Male and female patients were examined and treated in separate wings of the clinic maintaining absolute privacy and secrecy.

Antibiotics like Penicillin 'G' in Oil with 2 per cent. Aluminium Monostearate, Strepto-Penicillin, Aureomycin and Chloromycetin etc., were the drugs used in the treatment of venereal diseases.

(5) *Physiotherapy*.—Short-wave, Diathermy, Ultra-violet and Infra-red were also done in all indicated cases.

(6) *Follow-up work*.—The two Medico-Social Workers and the clinic Nurse paid home visits and induced suspected cases and contacts to attend the clinic and defaulters to continue the treatment. The Medico-Social Workers paid 191 visits and the Nurse paid 2,300 visits.

(7) *Training in Venereal Diseases*.—Medical internees, Private Practitioners, Health Visitors, Ayurvedic students, students of the Sanitary Inspectors' Class, Nurses, were given instructions and demonstrations and training in control of venereal diseases.

(8) *Serological Screening*.—1,001 samples of blood were received from Municipal Maternity Homes (611 ante-natal and 390 post-natal) for opinion. Out of these 117 were positive for V.D.R.L. or Kahn's Test or Meinicke's Test. Out of these, only 66 attended the clinic for treatment during the year.

(9) *Summary of cases*.—19,466 (16,897 males and 2,569 females) venereal and 1,906 (536 males and 1,370 females) non-venereal cases were treated during the year (*vide* tables 48 to 51).

Out of 19,466 Venereal cases, 7,630 were Syphilis, 6,359 were Gonorrhoea and 5,477 were cases of non-Syphilitic sores, *vide* table 51.

(1) *Leprosy*.—The Acworth Leprosy Home has been doing commendable work for over 60 years in this important branch of the control of communicable diseases. In addition to providing a Home for the isolation of patients either voluntarily admitted or committed by the Police, under the Bombay Leprosy Act, the institution conducted a well-equipped out-patient clinic.

The Corporation bears the entire cost of the out-patients clinic attached to the Acworth Leprosy Home and also the additional cost on account of:—

- (1) 48 beds for the voluntary patients.
- (2) 75 beds for the resident patients (domiciled in Bombay).
- (3) Domiciliary services.
- (4) Rs. 10,000 every year for rendering sulphone treatment.
- (5) One-third of the recurring expenditure on account of the Greater Bombay Leprosy Control Scheme activities, and the entire cost of capital works such as construction, etc. The average daily attendance of patients during 1959 was 143.3 and the total number of new cases treated at the clinic was 3,082.

The Home had an accommodation of 500 beds for the isolation and treatment of leprosy patients.

Six Health Visitors, appointed by the Municipality (including 1 for the suburbs) and 3 Non-Medical Assistants appointed by the Acworth Leprosy Home are doing the important work of detecting cases of the disease among the contacts of patients. The medical assistants in charge of the municipal free dispensaries have also been specially trained for detection of early cases of leprosy.

The leprosy control problem in Greater Bombay is now being dealt with under the Greater Bombay Leprosy Control Scheme. Seven clinics were conducted, four in the city and 3 in the suburbs, for the diagnosis and treatment of leprosy. 2 Medical Officers, 6 health visitors, 4 ward-boys, 1 medical social worker and an experienced clerk were appointed under the scheme.

The details of the field work of these seven health visitors and other leprosy work done are given in tables 52 and 53.

#### (m) Malaria.

Malaria was registered as the cause of two deaths and Ague and Remittent Fever caused 12 deaths. The annual average of deaths due to these diseases during the last decennium was 32 and 58 respectively, *vide* tables 13 and 17. Inspections for detection of mosquito breeding places and destruction of the detected breeding were carried out. Neither the urban vector *A. Stephensi* nor any other known vector species of *Anopheles* was detected during the year. Actions were taken against the house owners to enforce anti-mosquito measures.

Tables 54 and 55 show the total number of wells, cisterns, etc., found breeding *Anopheles* mosquitoes.

No children were examined at their homes as malaria has ceased to be a problem in the city.

Table 56 shows the number of pupils examined in Municipal schools and number found with enlarged spleen by the School Medical Staff.

Out of 230 blood smears taken from fever cases at the Municipal dispensaries one was found to be positive for malaria parasites.

*Wells.*—7 retained wells and 4 H.C.C. wells (A-2, C-4, F-3 and G-2) were filled in and one newly discovered open well was rendered hermetically concrete covered without pump.

The total number of wells in the city on 1st January 1959 was 2,108 of which 1,664 were hermetically cement concrete covered. The remaining 444 were open or partially open, the position as on 31st December 1959 is shown in table 57.

All the retained wells, except a few, were stocked with gambusia fish replenished every six months or oftener when found necessary.

*Cisterns.*—The total number of cisterns in the city was 82,223.

*Overhead cisterns.*—All the 220 overhead cisterns on Mills and other similar premises were maintained in a mosquito proof condition.

*Mill tanks.*—There were 77 mill tanks in the city, which were periodically inspected and necessary measures to prevent or destroy mosquito breeding in them were adopted promptly. Some of these mill tanks were kept under insecticide treatments also.

*Storm-water entrances.*—Details regarding these are given in table 58.

*Precautions against yellow fever.*—Campaign against *Aedes Aegypti* mosquito, the vector of Yellow Fever was continued through-out the year. The *Stegomyia* index had not risen over 0.2 per cent. which was well within the margin of safety.

*Monsoon action and mosquito nuisance.*—Notices were issued against owners of premises, etc., to keep their compounds free from mosquito breeding.

*Insecticide Services.*—Fly and other insect-pests likely to cause nuisance were further reduced as a result of regular anti-fly and other disinfection measures by the Insecticide Branch squads.

*Service on payment of fees.*—This work was extended and insecticide squads operated in all the wards of the city, making the scheme popular. A sum of Rs. 60,000 was received as fees for rendering such services. Insecticide fogging operations were carried out throughout the city, covering all the areas where insect infestation was high (vide table 59).

*The Malaria Advisory Committee* held two meetings during the year.

*Disinfection and Disinfestation.*—The details of the work done and the quantity and cost of disinfectants and the disinfestants used are given in tables 60, 61 and 62.

## (5) HYGIENE.

(i) *Maternity and Child Welfare Services.*—The maternity and child welfare services in the City proper were rendered through the six existing municipal maternity homes, clinics attached thereto, ten subsidiary clinics and one maternity unit at Dharavi. The total number of schedule bed strength at the six maternity homes was 164. The total number of deliveries conducted at the six maternity homes during the year was 12,276.

The services rendered were:—(a) Domiciliary care, and (b) Institutional care.

(a) The object of the domiciliary care was to impart health education and to carry out health propaganda amongst mothers. These services were useful in guiding mothers as to how to take care of their babies and to bring them up well. Some mothers did not attend the clinics on account of social and other customs. But they did follow the advice given to them by the Health Visitors during their domiciliary visits. Medical Officers in charge of Maternity Homes also paid domiciliary visits, to supervise and guide the Health Visitors in their work.

(b) Institutional care includes (1) Ante-natal, (2) Natal, (3) Post-natal and (4) Infant and pre-school age children care, (5) Follow up work, and (6) Health education and propaganda through posters, leaflets, group talks, demonstrations, film-shows, etc.

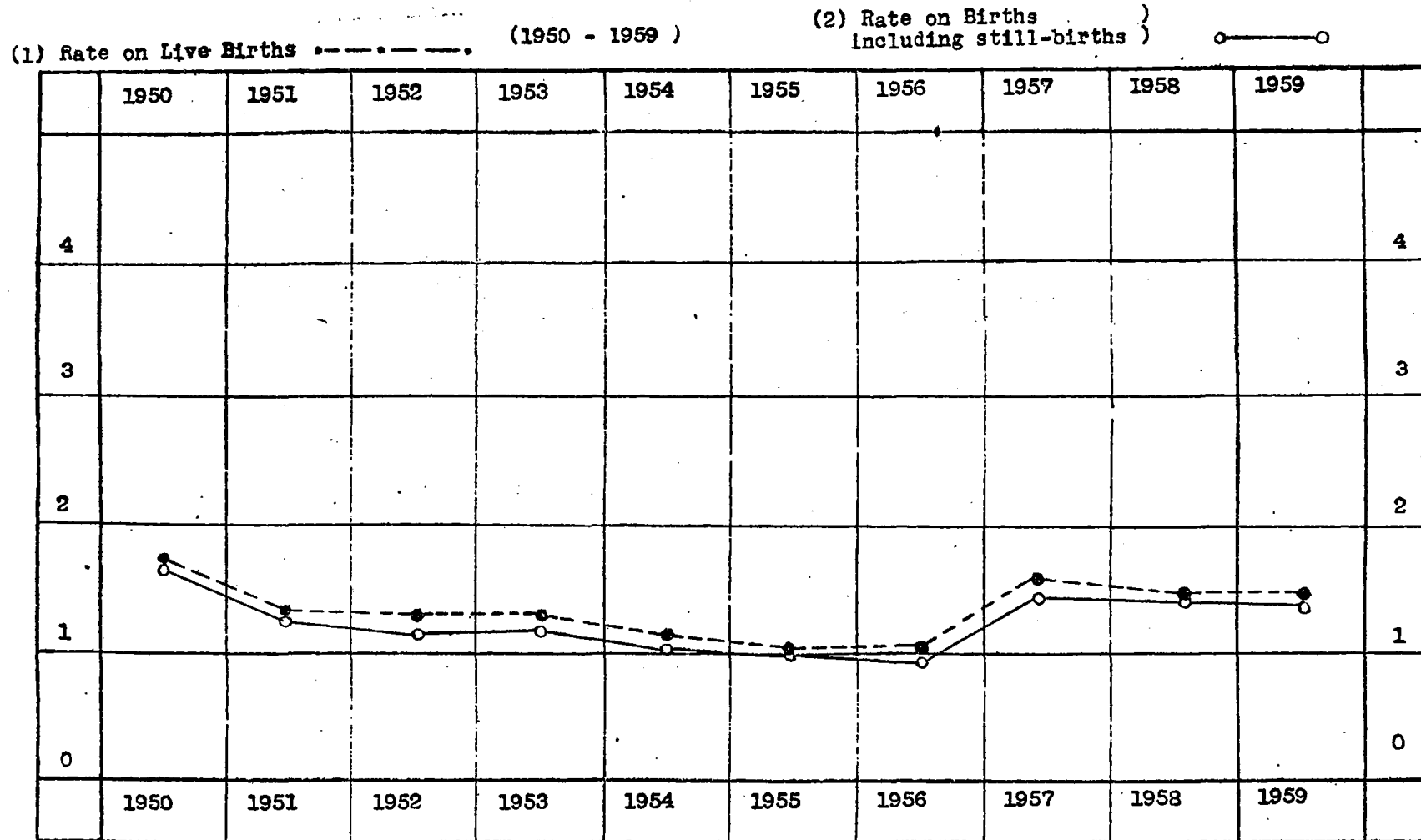
During the natal period each mother is explained the importance of family planning.

Aid in the form of rawa, jagery, ghee and milk was given to poor mothers delivered at their homes. The amount spent for giving aid during the year was Rs. 858.93 nP.

Milk was given free to the poor and needy expectant and nursing mothers, three months before and three months after delivery, at the six main clinics attached to the maternity homes. This scheme had been put into operation at the clinic attached to the Naigaum Maternity Home from 1st February 1960. The scheme for distribution of free milk was started in the year 1953 with a facility for giving milk to 20 mothers at each centre. It was difficult then to get 20 women at each centre. The scheme had, however, gained popularity and 600 women are taking benefit daily at the six main centres at present.

# DIAGRAM E

## RATE OF MATERNAL DEATHS PER 1000 OF BIRTHS (BOMBAY CITY) (1901-1959)



Maternal Deaths:	106	89	88	82	67	67	67	97	97	103
Births:	60597	65679	66125	62726	63072	66575	64335	64526	67069	74391
Rate (1):	1.7	1.3	1.3	1.3	1.1	1.0	1.0	1.5	1.4	1.4
Rate (2):	1.7	1.3	1.2	1.2	1.0	1.0	0.99	1.4	1.4	1.3

The temporary arrangements for carrying out post-mortem examination in the cases of certain deaths occurring in the municipal maternity homes made with the Bai Yamunabai L. Nair Charitable Hospital, had been made permanent with an object of arriving at an accurate diagnosis of the cause of death and co-relating the same with the clinical signs and symptoms of the patient when alive. Post-mortem examination was carried out with the consent of the relatives. During the year however, not a single case was required to be sent for post-mortem examination.

B. C. G. Vaccination was done on the 9243 new-born babies with the consent of their parents by the Medical Officers in charge maternity homes.

Well-Baby Clinics started since 1954 with the object of guiding mothers as to how to keep their babies well, received good response.

Measures including medical treatment, regular weighing, etc., were continued at the clinics, with the object of improving health of infants and pre-school age children.

Anti-Diphtheria immunization work with "P.T.A.P." antigen was carried out at the six maternity homes, once in a week at each place on the post-natal clinic days for immunizing the infants and children aged six months and over. The total number of children immunized against Diphtheria was 1850.

(ii) **Family Planning.**—With one more Family Planning Clinic opened at the Worli Koliwada Dispensary, the number of the Family Planning Clinics under this Department was 20 during the year. Advice on spacing of births was given confidentially by the Lady Doctors to married women at these clinics. Health Visitors who were assigned this work paid domiciliary visits for follow up work and propaganda.

The budget provision of the maternity and child welfare services and for family planning clinics during the year 1959-60 is shown below :—

(i) Maternity and Child Welfare Services	...	Rs.	4,78,677
(ii) Family Planning Clinics	...	Rs.	30,639

Statistics of work done are shown in table 63.

(iii) **School Health Work.**—*Medical inspection of school children.*—The total number of pupils in I to IV Standards and V to VII Standards in all the municipal schools in the city was 1,74,881 and 61,230 respectively.

As a routine measure, 35,048 pupils of Standard I and 26,357 of Standard III were examined. 8,743 pupils of standard II and 7,186 of standard IV who were not examined during the previous year and 68 pupils presented by parents and teachers as special cases were also examined.

403 schools and classes out of 424 were visited and revisited and 77,402 children (41,040 boys, 36,294 girls and 68 special cases) were examined of whom 67,685 were found defective. The total number of defects noted amongst them was 1,63,485.

However, parents of 45,323 pupils only consented for clinic treatment at K. E. M. Hospital, Nair Hospital Dental College and Municipal Dispensaries while the parents of the remaining pupils either did not agree for such a treatment or did not reply to the written request made in this respect.

The Medical Officers interviewed 2,900 pupils' parents in schools and explained to them the necessity of their children undergoing treatment at the clinic, dental college and dispensaries.

Percentage of common defects to the total number of defects i.e. 1,63,485 is as shown below.

1958

1959

Total defects: 158203

Total defects: 163485

26.67	1	General debility	25.67
22.23	2	Dental (Mouth & Teeth)	23.22
20.97	3	Enlarged Lymphatic glands	20.97
14.91	4	Throat	14.49
3.43	5	Skin (Contagious)	3.70
3.10	6	Eye (external)	3.38
3.41	7	Other diseases	3.00
1.86	8	Nose	2.06
0.86	9	Eye (Vision)	0.79
0.86	10	Ear diseases	0.79
0.54	11	Deformities of bones and rickets	0.74
0.61	12	Heart and circulation	0.63
0.51	13	Lungs and tuberculosis	0.52
0.04	14	Spleen	0.04

**Correction of defects.**—Minor ailments among the children were treated at the nearest Municipal Dispensaries. The cases with major ailments were treated at the expanded school clinic at the K.E.M. Hospital. Only 2,389 new and 18,132 old cases requiring immediate attention were examined and treated at the clinic and of these 654 were shown to the Honoraries of the Out-patient Department of the Hospital for expert opinion.

207 children with errors of refraction were supplied with spectacles free of charge. 424 schools and classes were supplied with emergency out fit and 206 children suspected to be suffering from Leprosy were directed to the Medical Officer in charge Leprosy clinic centres and Acworth Leprosy Home for examination. Of these 15 cases which turned out positive, were disallowed from attending the schools. The school Health Nurses visited these 15 cases at their homes and instructed their parents about the necessity of regular treatment in these cases. 141 cases were declared negative and 50 cases were found to be negative on re-examination. 598 children received treatment at the Municipal Dispensaries, being escorted by the School Health Nurses to the dispensaries. 56 cases of enlarged spleen detected were taken to municipal dispensaries by the School Health Nurses for blood smears.

1,068 children suffering from scabies, ringworm and boils were treated in the schools by the Medical Officers.

The Municipal Departments concerned were requested to rectify sanitary etc., defects detected at schools in 427 cases.

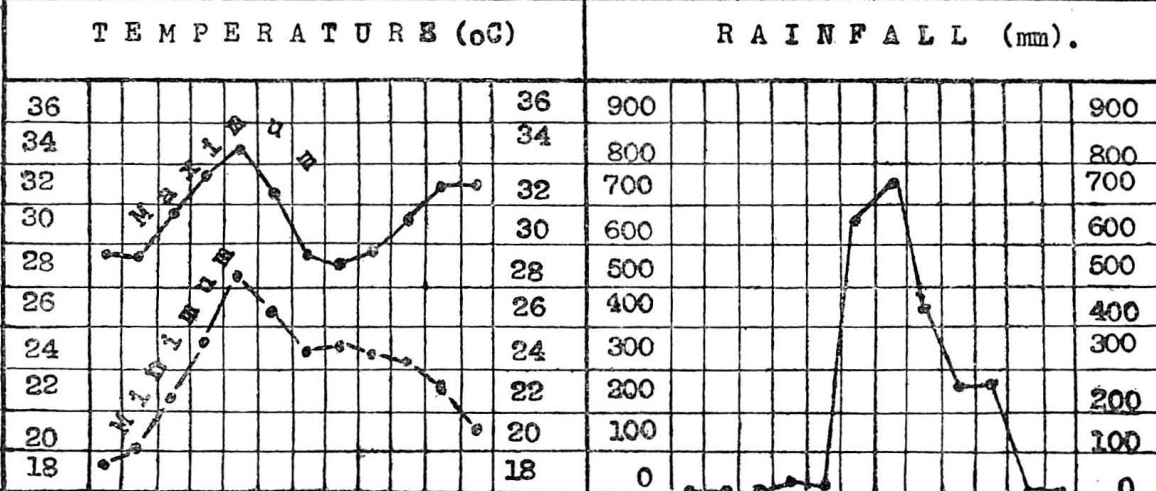
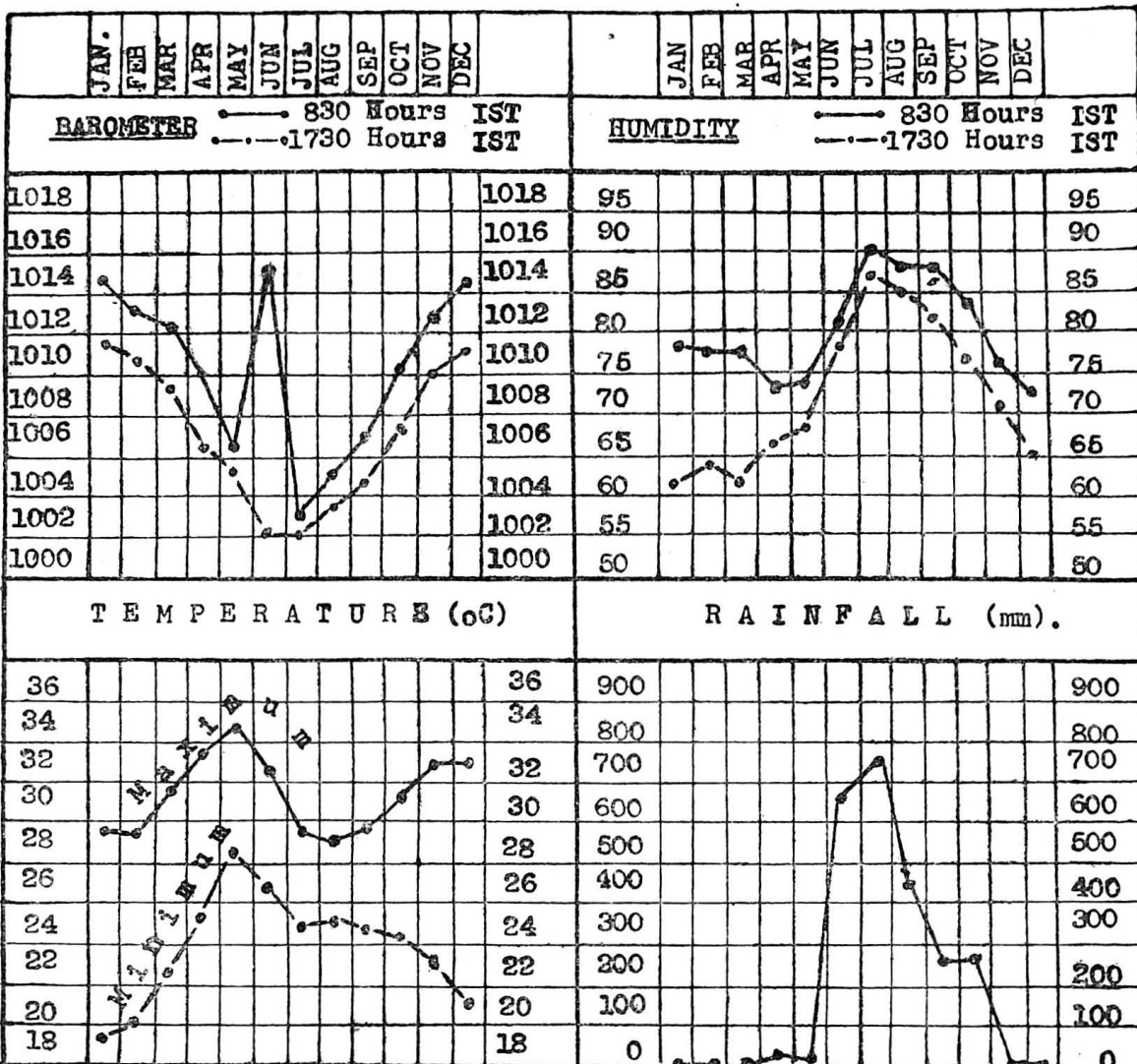
276 operations were performed at the school clinic for the removal of tonsil and other maladies.

Since July 1959 the system of escorting children suspected to be suffering from T.B. to the T.B. clinics by School Health Nurses through clinic bus has been discontinued and the parents were instructed to take their children to the T. B. Clinics in or near about their localities for screening where school Health Nurses were posted for guiding parents. 532 pupils suspected to be suffering from tuberculosis were got screened at the T.B. Clinics. 71 of the screened cases were subjected to tuberculin test at the B. C. G. vaccination centre at the J. J. Group of Hospitals and the 13 pupils found negative were B. C. G. vaccinated. Out of 58 positive cases 7 cases requiring Hospitalization were admitted in the Group of T.B. Hospitals Sewri with their parents' consent. 317 children who had no marks of primary vaccination were got vaccinated and 6 cases were got re-vaccinated. The Superintendent of Vaccination arranged to carry out 91,385 re-vaccinations in the Municipal Schools for the children who were not re-vaccinated during last three years.

Children attending I to III standards in the City Municipal schools were given anti-typhoid inoculation through the District inoculators in order to protect the children from typhoid fever.

# DIAGRAM F

CLIMATIC CONDITIONS IN BOMBAY CITY IN 1959



## DIAGRAM F I

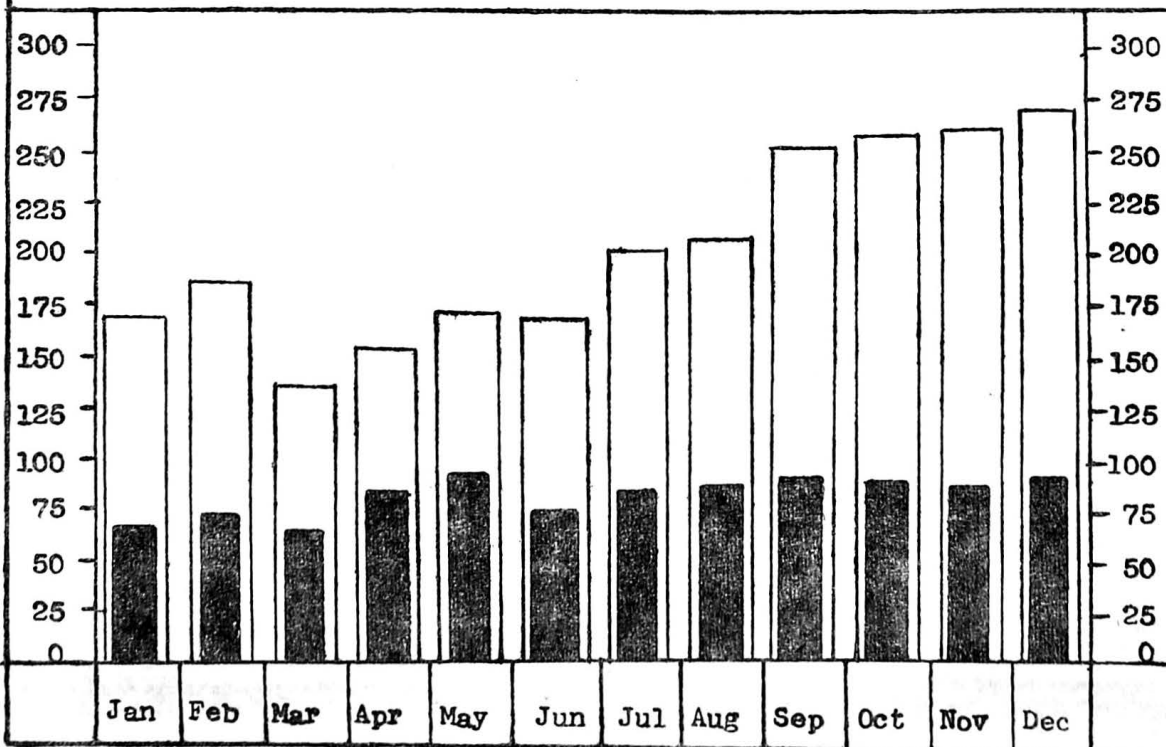
DAILY MEAN BIRTHS & DEATHS  
( BOMBAY CITY )

Live Births  
(Daily average)



( 1959 )

Total Mortality  
(Daily average)



Active immunization of children upto 10 years of age against diphtheria was conducted in Municipal Schools and also in private and aided schools first time since 14th October 1959. Under this scheme following number of children were immunized against diphtheria.

	No. of children given first dose.	No of children given second dose.
In the city Municipal Schools	24,983	32,348
In the private and aided schools	4,316	756
Total	29,299	33,104

*Health Education and follow up work.*—445 and 1,332 health talks on subjects of personal hygiene were given to Children in the schools by the Medical Officers and School Health Nurses respectively in order to inculcate healthy habits among them.

The School Health Nurses visited 2991 ailing children and re-visited 900 of them at their homes and gave necessary instructions to their parents; as regards their care and diet.

*Milk and Snacks Scheme for undernourished children attending Municipal Schools.*—Due to inadequate supply of milk only 52140 certified undernourished children could be catered with 6 ozs. of toned pasteurised milk in a sealed bottle along with snack on every school working day, during the first quarter of the year. The supply of milk and snacks was discontinued from 16th April 1959 owing to the poor attendance of pupils in the Schools after the examination and closure of schools for summer vacation from 4th May 1959 to 14th June 1959. The schools reopened on 15th June 1959. The scheme could not be put into operation from 15th June 1959 on account of the inadequate supply of toned milk due to seasonal drop in the milk produce. It started functioning since 3rd August 1959. From 3rd August 1959 to 19th August 1959, 52,140 certified undernourished children were catered only with milk on account of some difficulties in the execution of snack contract. From 20th August 1959, 52,140 certified undernourished children were catered both with milk and snacks on every school working day. The supply of milk was temporarily discontinued from 17th September 1959 to 23rd September 1959 on account of non-availability of milk due to the strike by the cattle owners at Aarey Colony and from 29th September 1959 to 6th October 1959 due to non supply of milk from Anand to Aarey Colony. During this period only snacks were served to the undernourished children. There were about 352 milk and snacks distributing centres all located in Municipal schools and nearly 572 municipal school teachers and 352 peons were entrusted with the work of milk and snacks distribution. Snacks in the form of chikki and fruits were given to the children. Two days—Mondays and Thursdays—in a week were fixed for distribution of Fruits, chikki was given on the remaining days of the week.

*Sunday Milk Scheme.*—About 1,98,030 children under 12 years of age, irrespective whether schooling or not were catered with 6 ozs. of toned pasteurised milk each at 73 centres located in different parts of Bombay City.

The child welfare Centre of the J. J. Group of Hospitals (which is a part of the W. H. O. Nursing Education project) assisted the Municipal School Health Branch with the Health programme in the 2 Municipal Schools in the compound of the J. J. Group of Hospitals.

140 children of these schools who were found defective by the Municipal staff were referred to the various departments of the J. J. Group of Hospitals for diagnosis and treatment by this centre. 120 pupils with defects were treated.

*Free Milk Powder Scheme.*—Free supply of powder milk to the Colaba group of schools from Lions' Club of Bombay has also been continued during this year. The children from Std. I and II only who are not getting milk under the Municipal Milk and snacks scheme were selected for the purpose. Special visits and supervision is exercised by the Assistant Medical Officer (Schools) twice in a month and by Medical Officer (Schools) once in a month.

*Special Nutrition Survey Work.*—A survey work to study the effectiveness of free supply of milk and snacks scheme in Municipal schools has been started since 4th August 1959, 4 Assistant Medical Officers (Schools) of this branch were directed to select children, 500 by each A. M. O. (S) from age groups 6-7, 7-8, 8-9, 9-10 and 10-11 years (i.e., 100 from each age group) from A, B and D and F groups. Preliminary work of selecting children for the purpose of the survey has been completed and selected children under group (A) have been supplied with milk from 24th September 1959 those under group (B) are supplied with only snacks from 17th September 1959 and the children under group 'D' are supplied with milk and snacks from 24th September 1959. Children selected under survey group 'F' which is a control group have not been supplied with milk or snacks. The scheme is in progress.

The additional staff of 7 Assistant Medical Officers (Schools) appointed last year has been discontinued from April 1959 as the arrears of work (Medical Examination of Std. II and IV) was completed by them.

The Honorary Ayurvedic doctors from the Bombay Medical Association discontinued the work of carrying out medical examination of the municipal school children.

*Recreational Activities.*—Annual reports, Mass Drill, Displays and Scout Rallies, were organised by the Education Department for Municipal School Children in different parts of Greater Bombay where the medical officers of this branch were directed with necessary equipment for rendering first Aid to the injured participants.

#### (7) MEDICAL RELIEF.

*Municipal free dispensaries.*—The number of new cases treated at the 27 dispensaries and one mobile dispensary was 5,22,725 (2,69,380 males and 2,53,345 females), as against 4,45,095 in 1958. The total attendance was 23,35,378 as against 21,66,815 in 1958, including visits by the dispensary medical officers to patients at their homes (table 64).



Clinics for women and children were conducted by three part-time lady doctors at 6 Municipal dispensaries for 2 hours thrice a week. The number of new cases treated was 5,751 (4,871 women and 880 children) as against 7,722 in 1958. The total attendance was 68,305. These figures include visits by the lady doctors to patients at their homes.

The eye dispensary and hospital at Kamathipura were attended by two honorary medical surgeons by turns. The outpatients department remained open every day from 7 to 10-30 A. M. except on Sundays and holidays. The hospital had an accommodation of 6 beds for males and 6 for females with a modest operation theatre and a full-time resident nurse.

The total number of new cases treated at this institution was 13,590 as against 12,603 in 1958. The total attendance was 99,183 as against 82,908 in 1958. The number of indoor patients amongst the new cases and amongst the total attendance were 278 and 4,386 respectively (table 65).

**Poor Box Charity Collections.**—Details in table 66 show the account of the income, expenditure, etc., out of the money received in the boxes kept at various medical institutions.

## (8) HEALTH PROPAGANDA AND EDUCATION

The health propaganda and education is being carried out through the department of the Public Relations Officer and the activities in this connection are given in detail in the report of the Public Relations Department.

### 4(A) CITY FEVER HOSPITAL, ARTHUR ROAD

Dr. J. K. Thanawala, M.D., F.C.P.S., continued to hold the post of the Medical Superintendent throughout the year. During the period of leave of Dr. Thanawala from 5th October 1959 to 30th October 1959, Dr. B. R. Shah, Hon. Pathologist and Dr. R. S. Deshpande, Assistant Medical Officer looked after his work.

The Honorary staff attached to the Hospital was as follows:—

- (1) Dr. B. R. Shah, M.D. ... Hon. Pathologist.

The Consulting Honorary staff attached to the Hospital was as follows:—

- |  |  |
|--|--|
| (1) Dr. L. H. Hiranandani, F.R.C.S., D.L.O., F.C.P.S.  | ... Hon. Aural Surgeon.                  |
| (2) Dr. J. V. Desa, M.S., D.L.O.                       | ... Hon. Aural Surgeon.                  |
| (3) Dr. S. Desai, M.B.B.S., D.O.                       | ... Hon. Dermatologist & Venereologist   |
| (4) Dr. H. A. Choksey, M.R.C.P.                        | ... Hon. Dermatologist & Venereologist   |
| (5) Dr. D. G. Mody, M.B.B.S., D.O., D.O. M.S.          | ... Hon. Ophthalmic Surgeon.             |
| (6) Dr. M. V. Sant, M.S.                               | ... Hon. Orthopaedic Surgeon.            |
| (7) Dr. R. M. Gaitonde, M.S., F.R.C.S.                 | ... Do.                                  |
| (8) Dr. V. K. Desai, L.R.C.P., M.R.C.S., F.R.C.S.      | ... Hon. Surgeon.                        |
| (9) Dr. L. H. Athle, D.M.R.S.                          | ... Hon. Radiologist.                    |
| (10) Dr. N. S. Vahia, M.D.                             | ... Hon. Psychiatrist.                   |
| (11) Dr. R. B. Raut, L.D. Sec.                         | ... Hon. Dentist.                        |
| (12) Dr. Janak Mehta, M.B.B.S., D.A.                   | ... Hon. Anaesthetist.                   |
| (13) Dr. S. C. Sheth, M.D., M.R.C.P., F.C.P.S., D.C.H. | ... Hon. Paediatrician.                  |
| (14) Dr. V. N. Purandare.                              | ... Hon. Obstetrician and Gynaecologist. |

During the year under report Dr. S. H. Chitnis, M.S. Hon. Surgeon retired on account of Superannuation.

1. **Admissions.**—During the year, 24,775 patients suffering from various acute infectious and communicable diseases except tuberculosis and leprosy were admitted in the hospital as against 23,871 during the previous year (*vide* tables 67 to 69). This included 475 of Small-pox, 3,471 of Enteric Fever and 5,056 of Diphtheria. The daily average number of patients was 652. The annual admission figure *viz.*, 24,775 was the highest so far recorded however, the case fatality rate in the total admissions was 2.7 per cent. only, the lowest so far recorded. On account of heavy admission of cases suffering from major infectious diseases, admission of cases suffering from less dangerous diseases had to be restricted.

2. **Hospital Accommodation.**—(*Vide* table 70).

3. **Smallpox.**—In a total of 475 cases admitted in this hospital 128 died, giving a case fatality rate of 26.7 per cent. Excluding 42 deaths which occurred within 48 hours of admission of cases, in a moribund condition, the case fatality rate was 18.0 per cent. only. March and April were the peak months for admissions, the lean months being September and October.

The clinical classification of cases of small pox admitted and mortality rate in them are given in table 71. They are also classified by age-groups and vaccinal condition in table 72.

The Smallpox admissions from 1946 onwards are summarised in table 73.

4. **Diphtheria.**—The total number of cases admitted during the year 1959 was 5,056. The highest so far recorded. Out of these, 120 proved fatal. The mortality rate was 2.3 per cent. the lowest so far recorded.

DIAGRAM G-1

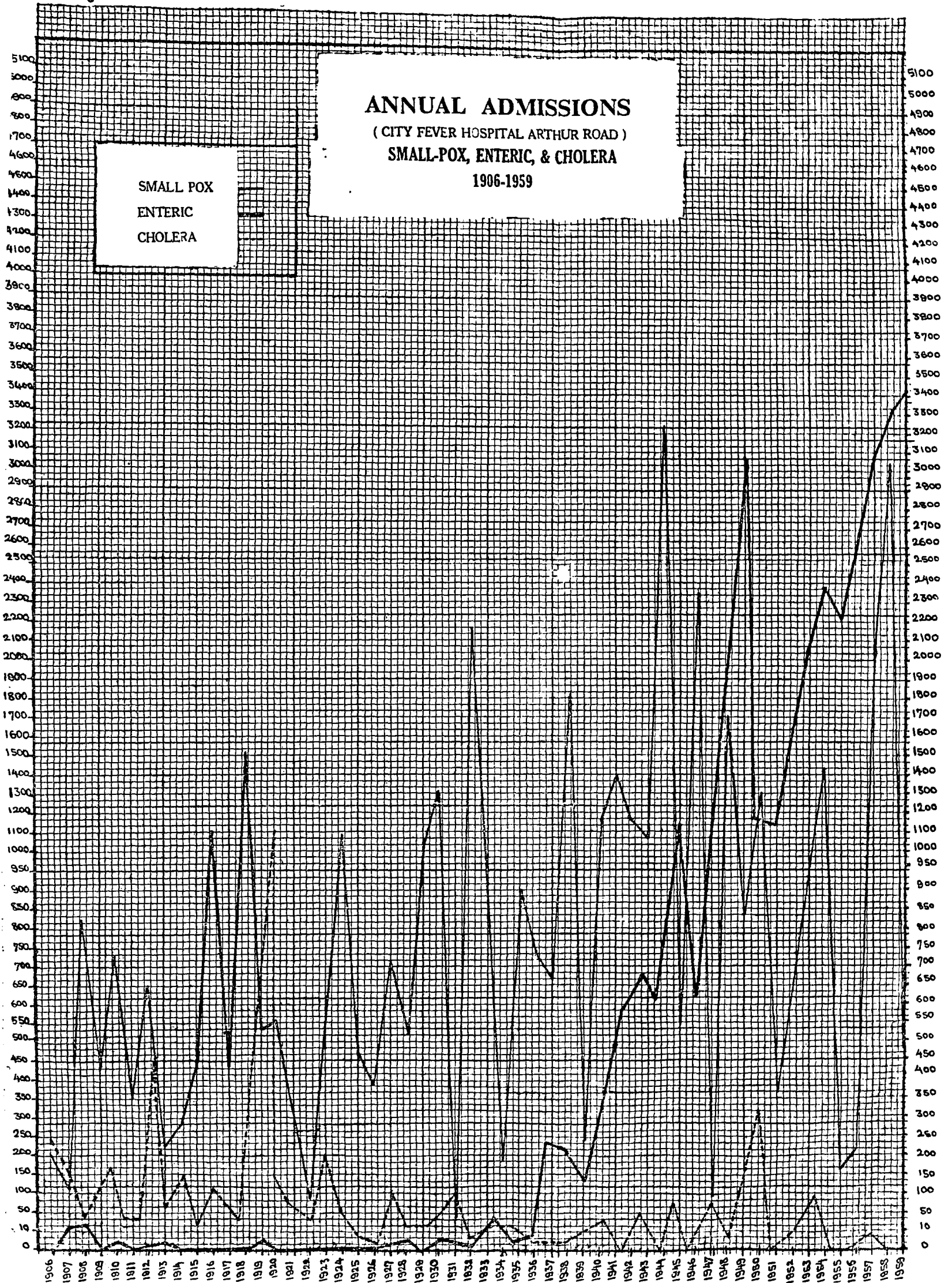
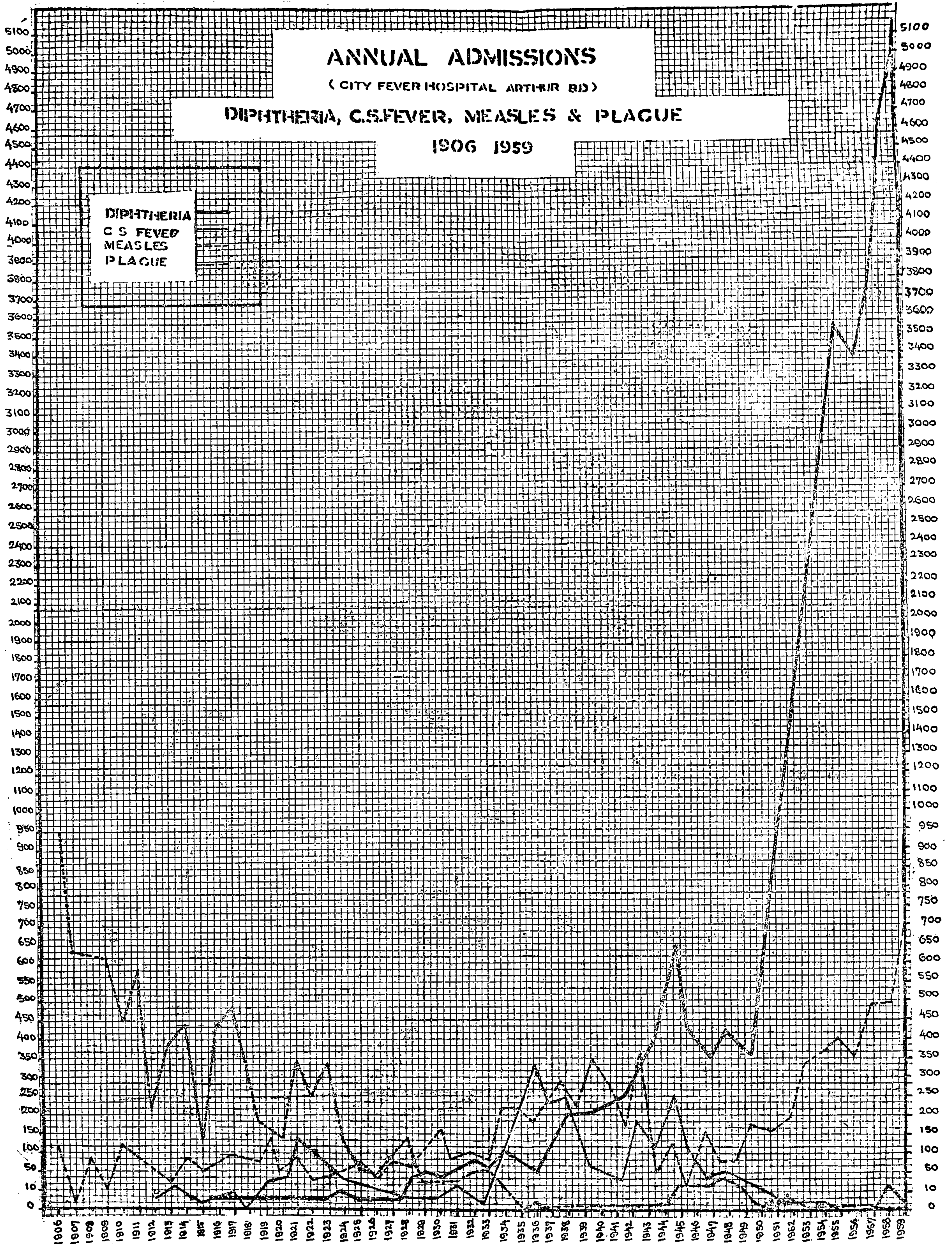




DIAGRAM G-2





Excluding the 80 moribund cases that died within 48 hours of admissions the case fatality rate was 0.7 per cent. only, the lowest so far recorded. The operation of the tracheotomy was required to be performed at this hospital in 60 cases of diphtheria with laryngeal obstruction, 18 of whom succumbed to the disease, 2 cases were transferred to this hospital from other institutions after tracheotomy operation, both were discharged cured. The diphtheria admissions from 1946 onwards are summarised in table 74. Cases were admitted from all parts of the City predominantly from Byculla, Parel, Lalbaug, Sewri and Girgaum localities (vide table 75). The incidence by age is shown in table 76).

Erythromycin was administered in 153 cases with severe toxæmia and Bull's neck out of which 27 died.

The highest incidence of the disease was in the age group of 11 years and above. The youngest patient admitted was a female child aged 2 days and the oldest a female aged 83 years. Both were discharged cured.

The diphtheria admissions are classified in table 77.

A centre was started at this hospital in June 1955 for carrying out active immunization with P. T. A. P. of contacts of diphtheria cases. By the end of the year as many as 10,164 persons took advantage of the Centre.

5. **Enteric Fever.**—The admissions during the year numbered 3,471 the highest so far recorded. January, June, August and December were peak months for admissions.

Meningeal symptoms developed in 29 cases and 28 had relapse. Signs of intestinal perforation was detected in 13 cases which were transferred to the K. E. M. Hospital Parel and the Nair Hospital for surgical treatment.

Further particulars about complications of the disease are given in table 78.

137 cases proved fatal, giving a case fatality rate of 3.9 per cent. the lowest so far recorded. Excluding 48 deaths which occurred among the cases admitted in a moribund condition and within 48 hours of their admission, the case fatality rate was 2.5 per cent. only the lowest so far recorded. Considerable reduction in the mortality rate could be attributed to early and a large scale administration of Chloramphenicol and also administration of steroids in toxic and serious cases.

**Special Treatment.**—(1) High caloric diet was given to all cases (except when it was contraindicated due to abdominal complications such as distension, diarrhoeas, hæmorrhage, perforation, etc.). The satisfactory response to this diet therapy was shown in all cases by way of improvement in the general condition within 24 to 48 hours, reduction in the complications and also by shortening the convalescence.

Whole blood transfusion was given in 54 cases. Out of these cases 3 had anaemia. The remaining 51 cases had intestinal hæmorrhage of whom 2 died.

Of the 3,178 cases treated with 'Chloramphenicol' 137 died. Chloramphenicol was administered in 12 hourly doses (3 capsules twice a day to the adults). Inj. Chloramphenicol was administered in 219 cases which were in a very toxic and delirious condition and unable to take the drug orally. It was administered 1 Gm. B. D. (to the adults) till reduction in toxæmia and improvement in general condition was noticed. Out of these 219 cases, 73 died, 22 being within 48 hours of admission. Inj. Achromycin 100 gm. along with Inj. Chloramphenicol 1 gm. twice a day were given in very toxic cases with beneficial results.

Incidence of enteric fever and case fatality rate from 1956 to 1959 are shown in table 79.

Incidence by age-group is shown in table 80. the highest incidence of this disease was found in the age-group of 11 to 30 years. The youngest admitted was a male child of 4 months who was discharged cured and the oldest a female of 75 years who expired.

6. **Anterior Poliomyelitis.**—43 cases of poliomyelitis were admitted. 12 cases proved fatal. All cases were of spinal variety.

7. **Other Diseases.**—Of the 714 cases of measles, 901 of mumps and 1,402 of chickenpox admitted, 28 of measles, 1 of mumps and 7 of chickenpox proved fatal. Majority of the cases were from children's homes, Convents, etc. The deaths were generally due to the complications of Bronchopneumonia. Of the 28 fatal cases 21 were admitted in a moribund condition and died within 48 hours of admission. 696 cases of Infective Hepatitis were admitted, out of which 43 proved fatal. 17 of the latter cases were admitted in a moribund condition and died within 48 hours of admission. There were 3 cases of C. S. Fever admitted. All were discharged cured. There was no case of Plague or Cholera admitted.

7. **Clinical Laboratory.**—The number of investigations carried out in the laboratory and the number of injectible solutions prepared during the year is shown in table 81.

8. **Visitors.**—The distinguished persons who visited the hospital during the year included:—

(1) Dr. R. B. Singh, M.B.B.S., D.P.H., Port Health Officer, Rangoon, W.H.O. Fellow.

(2) Shri R. C. Sharma, Mayor of Nagpur.

(3) Shri V. R. Dhavale, Dy. Mayor.

(4) Shri D. J. Madan, I.A.S., Municipal Commissioner, Nagpur.

(5) Dr. Olce Gåbinus, Superintendent, Hospital for Infectious Disease, Jonkoping, Sweden.

The Works Committee established as per the Adjudicator's Award, held 2 meetings. The Peshi Committee constituted to investigate into the complaints against the menial staff and to award suitable punishment after thorough inquiries was also continued.

The Welfare Centre for the labour staff carried out its activities satisfactorily.

9. **Teaching.**—Instructions in infectious diseases were given to 351 M.B.B.S., D.A.S.F. and post-graduate students preparing for the examination of diploma in Child Health. Public Health—Student Nurses, Nurses, Health Visitors etc., from the different institutions also received instructions in nursing management of infectious diseases and working of the Infectious Diseases Hospital. 204 M.B.B.S. interns were given training in infectious diseases. The Assitant Medical Officer of this Hospital delivered lectures on Infectious Diseases and Tropical Medicine to the Student Nurses of the J. J. Group of Hospitals.

Students and members of the staff took advantage of the Medical Library and the recreation activities, provided at this Hospital.

10. **Blood Transfusion.**—Instead of supplying donors, sealed bottles containing blood of different groups, were supplied by the Bombay City Red Cross Transfusion Service, which were stored in the Laboratory at this Hospital so that blood was available for transfusion at any time.

11. **Nurses Welfare Fund.**—Total amount received during the year was Rs. 375.75 as donations and Rs. 174.00 as subscription from the members of the nursing staff and the balance to the credit of the Fund at the end of the year was Rs. 2,024.02.

12. **Expenditure.**—The total expenditure during the year was Rs. 20,56,552 as against Rs. 19,25,269 during the previous year. The average weekly and daily cost per patient is given in tables 82 and 83.

## 6. MUNICIPAL LABORATORY.

During the year under report, Dr. V. Sadasivan continued to be the Municipal Analyst and Public Analyst and Sarvashri P. B. Varde and J. K. Bhide continued as Additional Public Analysts under the Prevention of Food Adulteration Act, 1954. The Municipal Analyst continued to be a member of the following Committees:—

- (1) Anti-Spurious Drugs Committee of the Bombay State.
- (2) Dairy Sectional Committee of the Indian Standards Institution.
- (3) Water Sectional Committee of the Indian Standards Institution.

He also attended the Indian Standards Institution's Convention held in Hyderabad in December 1959 and took part in the discussion.

The Laboratory continued to be of assistance to the several departments of the Bombay Municipal Corporation in the examination of samples of various articles sent by them, but by far, the important items examined in the Laboratory in large numbers were samples of foods of all kinds under the Prevention of Food Adulteration Act, 1954, and water samples collected from all over the City.

The Laboratory received 25,824 samples as against 25,652 in the preceding year. Categorywise, they arrange themselves into the following groups:—

### I. Chemical Examination

(1) Foods (i) P. F. A. Act	...	8,806
(i) Other than P. F. A. Act	...	3,299
(2) Water samples	...	752
(3) General Stores	...	159
(4) Licence Department	...	454
(5) W. W. Department	...	19
(6) Hospitals	...	15
(7) Miscellaneous	...	92
		13,596

### II. Bacteriological Examination.

(1) Water (i) from City and Suburbs	...	9,562
(ii) from Bombay Port Trust Area	...	422
(2) Disinfectants	...	9
(3) Vaccines	...	100
(4) Foods	...	420
(5) Miscellaneous	...	32
		10,545

### III. Clinical Examination.

(1) Urine	...	432
(2) Blood	...	880
(3) Stools	...	89
(4) Sputa and Smears	...	83
(5) Smears for Gonococci	...	19
(6) Semen	...	77
(7) Swabs	...	103
		1,683

The water-sampling programme continued to be the same and samples were collected daily (except on Sundays) from all the Wards, the sampling points in each ward being changed on the six days of the week. From the month of November in the year under report, additional seventy-two sampling points were selected and the samples were collected in alternate weeks from these new points (*vide* tables 84 and 85).

The work of examination of milk from Government Milk Distribution Centres all over Greater Bombay was continued uninterrupted. Thus, 1,149 milk samples of which 537 were of toned milk, were examined in the year.

The Municipal Analyst attended Courts in the City on several occasions to give evidence in 37 cases under the Prevention of Food Adulteration Act and Bombay Municipal Corporation Act. The Additional Public Analyst attended Courts on 10 occasions to give evidence in the cases under the Prevention of Food Adulteration Act, 1954.

**I.—Chemical.**—(1) *Samples of Food-Stuffs* examined chemically were 12,105 (*vide* table 86). Out of these 8,806 were examined under the Prevention of Food Adulteration Act, 1954 (*vide* table 87).

(2) Of the 752 *Samples of Water* examined, 132 well water samples and 33 water samples collected from other sources were found to be unfit for potable purposes.

(3) Seven Hundred and Thirty-nine *Samples of different kinds* such as Soap, Paints, Varnishes, Articles of Stationery (*i.e.*, different kinds of Inks and Gum), Drugs, Chemicals etc., were received from different departments and from members of the public (*vide* table 86).

**II. Bacteriological.**—(1) Of the 9,562 *Samples of Water from City and Suburbs* examined, 61 Well water samples and 957 water samples collected from other sources were found to be unfit for potable purposes.

Four Hundred and Twenty-two *Samples of Water* from the Bombay Port Trust Area were examined and all of them were found to be fit for potable purposes.

(2) Nine *Samples of Disinfectants* were examined to determine the Rideal-Walker Co-efficient.

(3) Out of 420 *Samples of Food-stuffs* examined, 8 were found to be unfit for human consumption.

(4) One Hundred *Samples of Vaccine Lymph* were examined and all were found to be free from pathogenic bacteria.

(5) Thirty two *Samples of Miscellaneous Nature* were examined (*vide* table 88).

**III. Clinical.**—(1) Out of 432 *Samples of Urine* examined, 143 samples were received from private individuals and 289 from Municipal Institutions.

(2) Eight Hundred and Eighty *Samples of Blood* were examined which included 503 Blood Smears for the detection of Malarial Parasites, three being positive.

(3) Out of 83 *Samples of Sputum* examined, 82 were for T. B. of which 13 were found to be positive.

(4) Out of 103 *Samples of Throat Swabs* examined, none was positive.

(5) One Hundred and Eighty-five *Samples of Miscellaneous Nature* such as Stools, Semen etc., were also examined (*vide* table 88).

The difficulties in working the measures prescribed in the Prevention of Food Adulteration Act mentioned in the report for the previous year continued and no change has still been made.

The examination of samples from the water supply to the City showed that 91.6 per cent. of the samples were of 'A' Class quality. Some of the contaminated samples showed the presence of Coliform organisms in numbers not acceptable according to the international standards but the total number of samples found to be of 'A' Class quality shows that the supply, in general was satisfactory.

#### 4. (B) VACCINATION.

Small-pox was sporadic throughout the year. The incidence was on the increase from January to March and declined gradually thereafter. The highest number of cases and deaths *viz.*, 133 and 27 respectively, was recorded in the month of March 1959.

As many as 4,09,037 persons were vaccinated out of those 71,753 were primary vaccinations and 3,37,284 revaccinations. Out of the children primarily vaccinated during the year, 57,062 were Bombay born as against 54,930 in the previous year. The total number of births registered during the period from July 1958 to June 1959 was 70,908, which means that 19.5 per cent. of the children born in the City were not vaccinated during the year of their birth, while 14,691 children born outside the City were vaccinated in the City. (*vide* table 89).

Out of the 46 Public Vaccination Stations (inclusive of 5 temporarily opened) 3 functioned daily and the remaining 43 stations worked for 2½ hours once a week by rotation. On an average nine stations worked every day.

Results of vaccination were checked by the Superintendent of Vaccination and Head Vaccinator. Checking of the results by vaccinators at residence of the children was discontinued as in the previous year and the time thus saved was utilised for performing more vaccinations. The result of the vaccinations done was verified by inspecting children brought to the stations on the 8th day of the vaccination operation (*vide* table 90).

Certificates for postponement of vaccination were issued in cases of 28 children on the ground of ill health.

No cases of ill effects due to vaccination were reported in the year.

During the year, 211 medical students, 273 private students from the City and mofussil attended different public Vaccination Stations for receiving practical instructions in vaccination. 28 Health Visitors of the Bombay Mothers and Children Welfare Society were also given instructions and training in vaccination at the request of the Hon. Secretary of the Society. During the year the students attending the Sanitary Inspectors' Course conducted by the Local Self Government Institute were also imparted instructions and training in Vaccination.

17,258 pilgrims proceeded to Haj during the year under report of whom 4,155 were vaccinated at the Office of the Haj Committee by the staff of the Vaccination Branch and were given certificates on International Forms.

Income and cost per vaccination is shown in table 91.

TABLE I  
POPULATION

Ward	Section.	POPULATION.					
		By the Census 1951.			By the Census 1941.		
		Males.	Females.	Total.	Males.	Females.	Total.
A	Upper Colaba	9,008	4,720	13,728	7,210	1,091	8,301
	Middle and Lower Colaba	24,577	14,583	39,160	21,513	12,007	33,520
	Fort, South	11,908	4,932	16,840	9,656	3,738	13,394
	Fort, North	24,797	11,831	36,628	18,367	10,189	28,556
	Esplanade	27,545	14,241	41,786	11,938	6,530	18,468
		97,835	50,307	1,48,142	68,684	33,555	1,02,239
B	Mandvi	23,923	12,484	36,407	25,411	13,503	38,914
	Chakla	18,373	11,054	29,427	13,986	8,068	22,054
	Umerkhandi	49,443	31,029	80,472	32,567	19,715	52,282
	Dongri	19,381	13,165	32,546	12,680	9,082	21,762
		1,11,120	67,732	1,78,852	84,644	50,368	1,35,012
C	Khara Talao	19,755	12,405	32,160	22,998	14,071	37,069
	Kumbharwada	29,244	15,455	44,699	18,957	10,898	29,855
	Bhuleshwar	37,542	21,479	59,021	19,033	8,634	27,667
	Market	37,662	17,346	55,008	22,923	11,461	34,384
	Dhobi Talao	44,134	25,563	69,697	29,147	17,843	46,990
		35,292	21,693	56,985	21,575	14,362	35,937
		2,03,629	1,13,941	3,17,570	1,34,633	77,269	2,11,902
D	Khetwadi	42,367	27,704	70,071	31,229	21,455	52,684
E	Tardeo	31,982	19,456	51,438	21,216	13,996	35,212
D	Girgaum	42,448	27,445	69,893	32,485	21,470	53,955
	Chowpati	20,738	12,932	33,670	13,670	9,082	22,752
	Walkeshwar	23,720	15,637	39,357	15,354	9,797	25,151
	Mahalakshmi	37,649	23,545	61,194	32,254	22,368	54,622
		1,66,922	1,07,263	2,74,185	1,24,992	84,172	2,09,164
E	Mazagaon	36,497	17,826	54,323	28,575	15,762	44,337
	Tarwadi	38,996	20,029	59,025	24,210	14,659	38,869
	1st Nagpada	12,336	8,306	20,642	6,350	4,740	11,090
	2nd Nagpada	24,675	14,713	39,388	19,635	11,055	30,690
	Kamathipura	35,401	21,969	57,370	26,346	16,063	42,409
		96,970	48,924	1,45,894	62,908	33,570	96,478
		2,76,857	1,51,223	4,28,080	1,89,240	1,09,845	2,99,085
F	Parel	71,981	39,296	1,11,277	43,836	27,590	71,426
	Sewri	42,585	20,502	63,087	20,625	11,239	31,864
	Naigaum	66,224	39,837	1,06,061	32,448	19,717	52,165
	Matunga	31,390	21,839	53,229	25,562	18,195	43,757
	Sion	44,857	32,342	77,199	13,169	8,871	22,040
		2,57,037	1,53,816	4,10,853	1,35,640	85,612	2,21,252
G	Dadar	85,270	55,096	1,40,366	30,727	19,885	50,612
	Mahim	36,021	28,063	64,084	25,566	19,139	44,705
	Parbhadevi	52,214	29,367	81,581	37,023	21,775	58,798
	Worli	61,663	36,717	98,380	35,777	20,887	56,664
	Chinchpokli	1,00,897	48,404	1,49,301	38,528	21,229	59,757
	Love Grove	6,809	3,704	10,513	3,386	1,313	4,699
		3,42,874	2,01,351	5,44,225	1,71,007	1,04,228	2,75,235
	Harbour, Docks, Railways and Unknown	23,310	3,803	27,113	33,613	2,381	35,994
	Total	14,79,584	8,49,436	23,29,020	9,42,453	5,47,430	14,89,883

TABLE 2

AREA, DENSITY OF POPULATION, BIRTHS, ETC., 1959.

1 Ward.	2 Sections.	3 Area in acres.	4 Average population per acre calculated on the census population of 1951.	5 Number of births registered.			6 No. of births per 1,000 of population.	7 Mean ratio of births per 1,000 of population during the preceding 5 years.	8 Deaths under 1 year per 1,000 births.
				Males.	Females.	Total.			
A	Upper Colaba	605.77	22.7	377	349	726	52.9	39.8	33.1
	Middle and Lower Colaba	790.88	49.5	727	714	1,441	36.8	30.6	84.7
	Fort, Southern	454.26	37.1	54	47	101	6.0	6.8	188.1
	Fort, Northern	89.70	21.0	523	513	1,036	28.3	28.7	86.9
	Esplanade	648.41	64.4	713	737	1,450	34.7	29.9	83.4
B	Mandvi	171.60	212.1	431	427	858	23.6	24.5	97.9
	Chakla	45.16	651.6	364	327	691	23.5	24.4	81.0
	Umarkhadi	94.95	847.5	1,197	1,159	2,356	29.3	27.3	80.2
	Dongri	296.50	109.8	567	584	1,151	35.4	31.6	66.0
C	Khara Talao	57.36	560.7	496	474	970	30.2	29.2	77.3
	Kumbharwada	42.05	863.0	691	642	1,333	29.8	26.4	84.8
	Bhuleshwar	43.22	565.6	958	862	1,820	30.8	28.1	73.1
	Market	81.75	672.9	642	635	1,277	23.2	22.2	75.9
	Dhobi Talao	114.63	608.0	953	986	1,939	27.8	25.6	79.4
	Fanaswadi	102.39	556.5	653	672	1,325	23.3	23.1	71.7
D	Khetwadi	153.71	455.9	1,025	1,033	2,058	29.4	28.8	82.1
E	Tardeo	146.92	350.1	873	833	1,706	33.2	29.2	101.4
D	Girgaum	114.42	610.8	818	839	1,657	23.6	23.9	74.2
	Chowpati	106.52	316.1	466	436	902	26.8	24.9	48.8
	Walkeshwar	584.20	67.4	509	547	1,056	26.8	24.0	58.7
	Mahalakshmi	680.02	89.9	1,369	1,190	2,559	41.8	36.8	76.9
E	Mazagaon	544.41	99.8	1,133	1,043	2,176	40.1	34.5	102.9
	Tarwadi	359.90	164.0	855	830	1,685	28.5	25.5	103.3
	1st Nagpada	96.20	214.6	342	292	634	30.7	25.6	102.5
	2nd Nagpada	86.53	455.2	678	683	1,361	34.6	35.0	176.3
	Kamathipura	60.32	951.0	1,008	986	1,994	34.8	28.6	195.1
	Byculla	536.27	272.1	2,419	2,415	4,834	33.1	29.6	105.3
F	Parel	560.59	198.5	2,233	2,155	4,388	39.4	31.4	103.0
	Sewri	1,129.59	55.9	1,655	1,573	3,228	51.2	30.9	109.7
	Naigaum	425.08	249.5	1,701	15.95	3,296	31.1	23.9	92.2
	Matunga	388.46	137.0	724	646	1,370	25.7	28.4	60.6
	Sion	2,727.89	28.3	2,144	1,941	4,085	52.9	38.3	152.9
G	Dadar	1,450.38	96.8	1,750	1,695	3,445	24.5	21.9	197.7
	Mahim	370.74	172.9	1,666	1,498	3,164	49.4	45.5	70.8
	Parbhadevi	489.46	166.7	1,778	1,650	3,428	42.0	38.9	103.6
	Worli	915.11	107.5	2,055	2,023	4,078	41.5	35.6	117.5
	Chinchpokli	477.31	312.8	1,446	1,323	2,769	18.5	16.5	116.3
	Love Grove	708.76	14.8	24	20	44	4.2	5.0	34.9
Harbour, Docks, Railways and Unknown...		...	...	...	...	...	...	...	...
Total		16,751.42	139.0	38,017	36,374	74,391	31.9	28.0	103.7



TABLE 3

METEOROLOGICAL DATA (GOVERNMENT OBSERVATORY, COLABA), LATITUDE 18°-53'-36" NORTH LONGITUDE 72°-48'-56" EAST.

Months.	WIND.		TEMPERATURE. (°C)						MEAN BAROMETRIC PRESSURE (in Millibars) (corrected to 285° Absolute).		MEAN RELATIVE HUMIDITY (in %)		Normal monthly rel. humidity in %	RAINFALL.							
	Mean Direction:		Mean speed in Km per hour at 0830 hours. I.S.T.	Mean maxi- mum temper- ature.	Depart- ure from normal.	Highest in month.	Mean mini- mum temper- ature.	Depart- ure from normal.	Lowest in month.	At 0830 hrs. I.S.T.	At 1730 hrs. I.S.T.	At 0830 hrs. I.S.T.		At 1730 hrs. I.S.T.	Total rainfall for the month (in Milli- meters).	Depart- ure from normal. (mm.)	Highest fall in one day.		Minimum fall in one day.		Number of rainy days.
	At 0830 hrs. I.S.T.	At 1730 hrs. I.S.T.															Mm.	Date.	Mm.	Date.	
1959.																					
January	N 48 E	N 42 W	4.8	29.6	+1.5	32.9	19.8	-0.1	15.0	1014.7	1011.8	78	61	68	0.0	-3.6	...	...	...	...	...
February	N 34 E	N 37 W	5.4	29.5	+1.3	33.3	20.0	-0.2	16.9	1013.7	1010.7	77	64	68	0.0	-2.0	...	...	...	...	...
March	N 43 E	N 42 W	7.0	31.6	+1.8	34.4	22.6	-0.3	20.0	1012.6	1009.3	77	62	72	0.0	-1.3	...	...	...	...	...
April	S 53 E	N 61 W	6.4	33.4	+2.0	35.9	25.7	+0.4	21.6	1010.0	1006.5	73	66	74	10.7	+9.9	10.7	28th	t	27th	1
May	N 68 W	N 74 W	6.5	34.6	+1.9	36.2	28.3	+1.2	25.9	1006.9	1003.9	74	68	74	5.4	-11.1	1.8	12th & 21st	t	15th, 17th 20th. & 27th	5
June	S 52 W	S 85 W	9.4	32.4	+1.3	35.1	26.4	-0.1	23.3	1015.3	1002.0	81	77	81	651.5	+167.4	134.1	30th	t	11th & 14th	19
July	S 78 W	S 76 W	19.5	29.7	+0.5	31.6	24.8	-0.6	23.6	1003.3	1002.0	90	87	85	745.4	+128.9	72.4	20th	t	12th	30
August	S 70 W	S 84 W	13.3	29.1	+0.1	30.9	24.9	-0.2	23.0	1005.2	1003.7	88	85	84	446.0	+105.9	92.6	31st	t	5th & 12th	25
September	S 79 W	N 81 W	8.9	29.9	+0.6	31.8	24.6	-0.2	23.4	1006.9	1004.5	88	82	83	261.0	-2.9	31.0	3rd	0.2	24th	23
October	S 73 E	N 66 W	9.4	31.8	+0.3	36.1	24.2	-0.6	22.5	1010.1	1007.6	84	77	78	273.6	+209.1	82.0	11th	0.2	15th	13
November	N 70 W	N 50 W	6.5	32.9	+2.2	34.7	23.6	+0.5	21.5	1012.9	1010.0	76	71	70	t	-13.5	t	3rd & 4th	...	...	...
December	N 62 E	N 36 W	6.3	32.9	+3.6	35.1	21.7	+0.6	17.9	1014.3	1011.3	73	65	68	0.0	-2.0	...	...	...	...	...

Note:—(1) 't' denotes rainfall less than 0.1 mm. (2) Rainy day:—A day on which 0.3 mm. or more of rain is recorded.

TABLE 4

## SANITARY INSPECTIONS AND IMPROVEMENTS SECURED.

	No. of Inspections, etc., by	
	Medical Inspectors	Medical Assistants and Sanitary Inspectors
<b>A—Nature of inspection or premises visited—</b>		
1. Dwelling houses	6,465	41,797
2. Milch cattle stables	125	262
3. Other stables	196	1,315
4. Dairies and milkshops	848	5,880
5. Eating houses	4,315	14,650
6. Other premises where food is sold	1,161	5,808
7. Aerated water works	75	657
8. Other workshops and factories	413	1,268
9. Accumulations of refuse	744	3,582
10. Building works	22	102
11. Drains and fittings	2,263	13,394
12. Other inspections and inquiries	14,572	45,330
13. Markets	15	203
<b>Total no. of inspections</b> ...	<b>31,214</b>	<b>* 1,34,448</b>
		* This figure includes 3,245 inspections made by the MOBILE SQUAD.
<b>B—Works, etc., completed—</b>		
1. Dwellings—		
(a) Limewashed	514	1,346
(b) Water supply provided	...	...
(c) Overcrowding abated	...	...
(d) Insanitary dwellings evacuated	729	1,011
2. Stables—		
(a) Paved and drained	1	1
(b) Cleaned and refuse removed	83	81
(c) Licences cancelled	...	...
3. Eating houses, dairies, etc.—		
(a) Regulations enforced	2,173	3,720
(b) Licences cancelled	10	2
4. Factories and workshops— Limewashing, etc., carried out	101	255
5. Drains, etc., repaired	318	2,878
6. Privies abolished	85	...
7. New w. c. s. provided	...	21
8. Accumulation of refuse removed	386	2,275
9. Other works completed	946	5,045
<b>Total sanitary works completed</b> ...	<b>5,261</b>	<b>16,635</b>

TABLE 5

## WORK DONE BY THE MILK INSPECTORIAL STAFF.

No. of hawkers importing milk by trains inspected	...	...	...	...	1,276
Do. found without licence	...	...	...	...	156
Do. detected carrying milk in open cans without covers	...	...	...	...	352
Do. found with grass rings in milk-vessels	...	...	...	...	205
<b>Total number of persons hawking milk and prosecuted :</b>					
(a) for sale in streets	...	...	...	...	21
(b) for selling milk in the shops without licence	...	...	...	...	64
(c) for breach of licence conditions	...	...	...	...	54

TABLE 6.

## DESTRUCTION OF UNWHOLESOME FOOD.

S. No.	Article.	Quantity destroyed.
(1)	Fruits	18,330 Nos.
(2)	Sweetmeats	2,150 Lbs.
(3)	Vegetables	1,181 Lbs.
(4)	Fish and Flesh	7,614 Lbs.
(5)	Fruits (dry)	460½ Lbs.
(6)	Potatoes	75 Lbs.
(7)	Onions	59 Lbs.
(8)	Gur	3 Lbs.
(9)	Ghee	12 Lbs.
(10)	Garlic	8 Lbs.
(11)	Other prepared food	4,428 Lbs.
(12)	Other food	1,774 Lbs.

TABLE 7

## NOTICES FOR ENFORCING SANITARY PROVISIONS.

Total number of notices issued in 1959.	19,160
Number complied with	8,520
Number not complied with	9,814
Number pending (disputed or not served)	476
Number cancelled	350
Number of notices issued in 1958	22,645

TABLE 8  
COURT CASES

1	2	3	4	5	6
Sections under which prosecutions were instituted.	Number of cases outstanding on 1st January 1959.	Number of cases filed during 1959.	Total of columns 2 and 3.	Number of cases disposed of during 1959.	No. of cases outstanding on 1st January 1960.
248 (1)	14	13	27	15	12
248 (1) (a)	3	1	4	4	...
249	7	3	10	7	3
250	3	...	3	3	—
251	...	13	13	8	5
251 (b)	3	54	57	30	27
251B	10	9	19	15	4
257 (1)	1,456	3,651	5,107	4,109	998
257 (1), 375	5	5	10	7	3
258	4	18	22	21	1
258 (a)	6	11	17	13	4
258 (a) & (c)	3	17	20	18	2
258 (a) & (b)	14	24	38	17	21
258 (c)	16	11	27	15	12
274	2	...	2	2	—
274 (1)	21	...	21	5	16
367, 368	37	99	136	97	39
368	50	211	261	208	53
372	52	81	133	114	19
372 (e)	402	17	419	414	5
372 (f)	3,205	1,006	4,211	474	3,737
372 (e) & (f)	20	61	81	60	21
375	648	1,431	2,079	1,552	527
375A	94	464	558	468	90
377	25	53	78	36	42
377 (1)	...	2	2	2	—
380	481	531	1,012	362	650
381	242	85	327	149	178
381 (1)	61	1	62	60	2
381 (1) (i) (d) and... (ii) and 381A	49	175	224	146	78
381 (1) (ii)	806	1,963	2,769	2,240	529
381A	8	...	8	6	2
383 (1) (b)	13	120	133	76	57
384 (1) (b)	352	279	631	272	359
334A	2	4	6	6	—
390	35	...	35	—	35
394	1,566	2,746	4,312	3,756	556
394 (1) (c) (iv)	...	35	35	22	13
394 (1)(d) (i) & (ii)	1,502	3,259	4,761	3,697	1,064
394 (1) (d) (ii)	559	1,311	1,870	957	913
412	263	272	535	449	86
412A	172	162	334	274	60
412A (b)	62	157	219	145	74
472	379	1,708	2,087	1,247	840
Total	12,652	20,063	32,715	21,578	11,137

Prevention of Food Adulteration Act, 1954	2,659	8,011	10,670	7,569	3,101
---	-------	-------	--------	-------	-------

Total amount of fees realised during the year in respect of :—

(1) Sanitary actions	Rs. 92,336.44 nP.
(2) Cases under P. F. A. Act	Rs. 1,14,560.00 nP.

Total ... 2,06,896.44 nP.

TABLE 9  
BIRTHS BY MONTHS

Year	MONTHS.												Total
	Jan.	Feb.	Mar.	April	May	June	July	Aug.	Sept.	Oct.	Nov.	Dec.	
1958	5,180	4,382	3,509	4,403	4,753	3,946	5,761	5,905	5,798	7,041	8,255	8,136	67,069
1959	5,199	5,184	4,064	4,715	5,410	5,184	6,266	6,363	7,689	8,076	7,832	8,409	74,391

TABLE 10

## BIRTHS BY SECTIONS AND MONTHS

Period.													Total.	
	January.	February	March.	April.	May.	June.	July.	August.	September.	October.	November.	December.		
1954-58... (average)	5,134	4,326	4,452	4,726	4,782	5,410	5,184	6,266	6,363	7,689	8,076	7,832	8,409	74,391
1954	5,045	4,197	4,507	4,347	4,418	4,975	5,491	6,358	6,439	6,585	6,177	7,006	8,177	63,072
1955	5,659	4,370	4,856	4,757	4,777	5,119	5,599	6,820	6,582	6,173	7,006	8,225	8,825	66,575
1956	5,066	4,583	4,557	4,664	4,828	5,154	5,294	6,170	6,679	6,113	6,825	7,291	8,291	64,835
1957	4,721	4,096	4,831	5,458	5,136	5,066	4,690	5,573	6,332	6,808	7,291	8,291	8,291	64,526
1958	5,180	4,382	3,509	4,403	4,753	5,761	5,905	15,798	7,041	8,255	8,136	8,136	8,136	67,069
1959	5,199	5,184	4,064	4,715	5,410	5,184	6,266	6,363	7,689	8,076	7,832	8,409	74,391	
Upper Colaba	65	33	38	59	53	53	49	78	75	72	57	94	726	
Middle and Lower Colaba.	93	90	86	84	120	87	104	136	138	168	169	166	1,441	
Fort, Southern	8	7	1	12	12	13	11	6	3	6	10	12	101	
Fort, Northern	86	67	76	74	52	78	62	100	113	127	90	111	1,036	
Esplanade	101	92	81	93	100	98	114	143	167	161	148	152	1,450	
Mandvi	76	58	66	55	50	54	70	66	84	95	94	90	858	
Chakla	47	52	41	55	64	57	55	59	63	57	71	70	691	
Umarghadi	168	149	164	139	162	190	209	196	266	233	250	230	2,356	
Dongri	101	91	67	98	102	81	97	75	113	114	100	112	1,151	
Khara Talao	71	53	72	78	70	57	82	86	92	101	113	95	970	
Kumbharwada	113	84	82	68	91	82	105	126	99	158	165	160	1,333	
Bhuleshwar	147	142	113	112	123	124	161	138	179	184	224	173	1,820	
Market	98	104	77	94	78	91	84	102	112	131	131	175	1,277	
Dhobi Talao	173	115	118	115	137	117	159	147	203	218	195	242	1,939	
Fanaswadi	98	88	81	86	105	104	108	101	123	132	161	138	1,325	
Khetwadi	134	158	126	148	173	153	161	169	181	223	201	231	2,058	
Tardeo	128	125	113	94	128	116	140	152	119	204	173	214	1,706	
Girgaum	101	114	103	121	131	123	163	132	131	180	167	191	1,657	
Chowpati	57	65	60	47	89	78	64	83	78	109	72	100	902	
Walkeshwar	94	79	81	60	83	73	90	97	93	112	90	104	1,056	
Mahalaxmi	160	186	215	205	196	190	204	216	248	235	255	249	2,559	
Mazgaon	148	118	124	150	157	140	198	169	225	292	222	233	2,176	
Tarwadi	153	93	88	129	91	74	162	156	191	202	183	163	1,685	
First Nagpada	42	25	27	34	42	38	61	80	60	88	73	64	634	
Second Nagpada	107	97	93	96	113	111	125	143	115	125	118	118	1,361	
Kamathipura	144	117	119	150	128	161	162	162	185	258	230	178	1,994	
Byculla	374	277	299	377	344	322	394	452	509	551	477	458	4,834	
Parel	291	297	213	233	434	348	345	527	471	421	390	418	4,388	
Sewri	235	236	130	168	289	275	316	307	284	371	336	281	3,228	
Naigaum	176	276	171	198	286	285	291	326	324	349	280	334	3,296	
Matunga	74	108	81	65	155	107	127	111	118	146	135	143	1,370	
Sion	238	373	165	242	341	339	408	402	431	378	392	376	4,085	
Dadar	193	291	104	235	289	208	395	336	228	337	329	500	3,445	
Mahim	248	213	127	194	187	166	238	231	330	504	366	360	3,164	
Parbhadevi	180	292	145	174	135	166	225	162	476	320	563	590	3,428	
Worli	283	234	196	220	174	209	315	245	661	398	478	665	4,078	
Chinchpokli	191	172	119	152	126	216	210	143	398	316	312	414	2,769	
Love Grove	3	13	2	1	...	...	2	3	...	...	12	5	44	
Harbour, Docks, etc.	...	...	...	...	...	...	...	...	...	...	...	...	...	
Total	5,199	5,184	4,064	4,715	5,410	5,184	6,266	6,363	7,689	8,076	7,832	8,409	74,391	

TABLE 11  
BIRTHS BY MONTHS (1954-1959)

**Table 12.**  
**Live-births in each age groups of mothers by order of live-birth.**

Age group of mothers at confinement.	ORDER OF LIVE-BIRTHS.															Information not available	Above 15 specify in each case the actual order of pregnancy.	Total No. of confinements in each age group.	
	(1)	(2)	(3)	(4)	(5)	(6)	(7)	(8)	(9)	(10)	(11)	(12)	(13)	(14)	(15)				
Under 15 years	7	...	...	...	...	...	...	...	...	...	...	...	...	...	...	...	...	...	7
15 to 19 ..	4,218	526	66	14	3	...	...	...	...	...	...	...	...	...	...	...	...	4	4,831
20 to 24 ..	11,130	7,736	3,543	1,358	531	139	45	8	4	...	1	...	...	...	...	...	18	...	24,513
25 to 29 ..	3,894	5,319	5,783	4,666	2,608	1,204	484	148	70	19	6	1	1	...	...	...	17	...	24,220
30 to 34 ..	1,001	1,623	2,251	2,829	2,591	1,875	1,134	485	235	97	27	15	5	1	2	...	10	...	14,181
35 to 39 ..	220	391	484	733	863	811	687	449	272	110	47	29	9	3	2	11	...	...	5,121
40 to 44 ..	29	36	69	68	109	94	110	101	70	55	24	19	4	1	2	1	...	...	792
45 ..	...	2	7	7	3	4	6	8	7	9	3	2	2	...	1	...	...	...	61
46 ..	...	...	...	1	...	1	...	...	...	1	...	...	...	...	...	...	...	...	3
47 ..	...	...	1	...	...	...	...	1	...	1	...	...	...	...	...	...	...	...	3
48 ..	1	1	1	...	...	...	1	1	...	...	...	...	...	...	...	...	...	...	5
49 ..	...	...	...	...	1	1	...	1	...	...	...	...	...	...	...	...	...	...	3
50 & over ..	...	1	...	...	...	1	...	1	...	...	...	...	...	...	...	...	...	...	3
Information not available	50	55	53	42	25	14	16	11	3	2	1	1	...	...	...	...	375	...	648
<b>Total</b>	<b>20,550</b>	<b>15,690</b>	<b>12,258</b>	<b>9,718</b>	<b>6,734</b>	<b>4,144</b>	<b>2,483</b>	<b>1,214</b>	<b>661</b>	<b>294</b>	<b>109</b>	<b>67</b>	<b>21</b>	<b>5</b>	<b>7</b>	<b>436</b>	<b>...</b>	<b>74,391</b>	

Table 13

## COMPARATIVE TABLE OF DEATHS FROM SOME OF THE PRINCIPAL CAUSES AND BIRTHS

Year.	Births (excluding still-births).		Total Deaths.		Plague.		Small-pox.		Measles.		Cholera.		Influenza.		Enteric Fever.		Malaria.		Ague and Remittent Fever.		Tuberculosis.		Diarrhoea, Enteritis and Dysentery.		Respiratory Diseases.		Maternal Deaths.		Deaths under 1 year.		Deaths of Children (1 to 5 years.)		Still-born.
	No. Registered.	Rate per 1,000.	No. Registered.	Rate per 1,000.	No. Registered.	Rate per 1,000.	No. Registered.	Rate per 1,000.	No. Registered.	Rate per 1,000.	No. Registered.	Rate per 1,000.	No. Registered.	Rate per 1,000.	No. Registered.	Rate per 1,000.	No. Registered.	Rate per 1,000.	No. Registered.	Rate per 1,000.	No. Registered.	Rate per 1,000.	No. Registered.	Rate per 1,000.	No. Registered.	Rate per 1,000.	No. Registered.	Rate per 1,000.	No. Registered.	Rate per 1,000.	No. Registered.	Percentage to total deaths.	
1949 ...	58,081	39.0	39,935	26.8	2	0.0	563	0.4	182	0.1	1	0.0	4	0.0	1,128	0.8	89	0.1	384	0.2	2,328	1.5	1,617	1.1	10,728	7.2	171	2.9	10,120	174.2	6,945	12.0	3,324
1950 ...	60,597	26.0	34,285	14.7	1	0.0	231	0.2	103	0.0	39	0.0	4	0.0	403	0.2	83	0.0	112	0.0	2,346	1.6	1,143	0.5	9,206	3.9	106	1.7	9,191	151.6	5,744	16.8	3,437
1951 ...	65,679	28.2	33,841	14.5	...	0.0	314	0.1	96	0.0	1	0.0	6	0.0	262	0.1	59	0.0	36	0.0	2,525	1.1	1,156	0.5	8,788	3.8	89	1.3	9,746	148.4	5,646	16.7	3,268
1952 ...	66,125	28.4	34,337	14.8	2	0.0	120	0.0	63	0.0	6	0.0	2	0.0	428	0.2	42	0.0	18	0.0	2,595	1.1	1,345	0.6	8,034	3.4	88	1.3	9,335	141.2	6,043	17.6	3,151
1953 ...	62,726	26.9	33,927	14.6	...	0.0	189	0.1	88	0.0	22	0.0	8	0.0	323	0.1	17	0.0	3	0.0	2,427	1.0	1,524	0.6	7,768	3.3	82	1.3	9,000	143.5	5,926	17.5	2,164
1954 ...	63,072	27.1	32,008	13.7	...	0.0	623	0.3	180	0.1	...	0.0	4	0.0	232	0.1	16	0.0	12	0.0	2,184	0.9	1,601	0.7	7,063	3.0	68	1.1	8,534	135.3	5,766	18.0	2,963
1955 ...	66,575	28.6	28,108	12.1	...	0.0	44	0.0	60	0.0	...	0.0	3	0.0	211	0.1	6	0.0	8	0.0	1,934	0.8	1,423	0.6	5,418	2.3	67	1.0	7,897	118.6	4,117	14.6	2,921
1956 ...	64,835	27.8	27,759	11.9	...	0.0	50	0.0	56	0.0	...	0.0	7	0.0	247	0.1	3	0.0	4	0.0	2,132	0.9	1,452	0.6	5,094	2.2	67	0.99	7,152	110.3	3,721	13.4	2,778
1957 ...	64,526	27.7	33,164	14.2	...	0.0	502	0.2	252	0.1	5	0.0	174	0.0	258	0.1	4	0.0	...	0.0	2,771	1.2	1,562	0.7	6,497	2.8	97	1.5	7,826	121.2	4,898	14.8	2,861
1958 ...	67,069	28.8	31,372	13.5	...	0.0	783	0.3	227	0.1	...	0.0	26	0.0	262	0.1	2	0.0	3	0.0	2,391	1.0	1,670	0.7	6,737	2.9	97	1.4	8,153	121.6	4,711	15.0	3,102
Average of 1949-58	63,928	29.6	32,874	15.2	1	0.0	342	0.2	131	0.1	7	0.0	24	0.0	375	0.2	32	0.0	58	0.0	2,363	1.1	1,449	0.7	7,533	3.5	93	1.5	8,695	136.0	5,352	16.3	2,997
Average of 1954-58	65,211	28.0	30,482	13.1	...	0.0	400	0.2	155	0.1	1	0.0	43	0.0	242	0.1	6	0.0	5	0.0	2,282	1.0	1,542	0.7	6,162	2.6	79	1.2	7,912	121.3	4,643	15.2	2,925
1959 ...	74,391	31.9	28,527	12.2	...	0.0	118	0.1	85	0.0	...	0.0	24	0.0	212	0.1	2	0.0	12	0.0	2,306	1.0	1,712	0.7	5,620	2.4	103	1.4	7,711	103.7	3,643	12.8	2,968

TABLE 14

## PERCENTAGE OF THE TOTAL MORTALITY BY AGE-PERIODS

Age Period.	1957		1958		1959			Percentage of total mortality
	Deaths.	Percentage of total mortality.	Deaths.	Percentage of total mortality.	Deaths.		Persons (a)+(b)	
					Male. (a)	Female. (b)		
Under 1 year	7,820	23.6	8,153	26.0	4,052	3,659	7,711	27.0
4 to 5 years	4,898	14.8	4,711	15.0	1,707	1,936	3,643	12.8
5 to 10 years	1,114	3.4	1,071	3.4	376	396	772	2.7
10 to 15 years	466	1.4	440	1.4	218	182	400	1.4
15 to 20 years	696	2.1	678	2.1	289	255	544	1.9
20 to 30 years	2,522	7.6	2,530	8.1	1,161	887	2,048	7.2
30 to 40 years	2,229	6.7	2,149	6.9	1,223	701	1,924	6.7
40 to 50 years	2,517	7.6	2,192	7.0	1,563	643	2,206	7.7
50 to 60 years	2,965	8.9	2,721	8.7	1,937	714	2,651	9.3
60 years and above	7,937	23.9	6,727	21.4	3,784	2,844	6,628	23.3
Total	33,164	100.0	31,372	100.0	16,310	12,217	28,527	100.0



TABLE 15  
DEATHS BY AGES AND MONTHS.

	January.	February.	March.	April.	May.	June.	July.	August.	September.	October.	November.	December.	Total.	Average of five years 1954-58.
Within 24 Hours ...	69	53	60	74	94	77	70	112	105	82	77	73	946	1,035
1 to 7 days ...	123	114	96	98	111	134	176	174	193	212	163	148	1,742	1,459
1 to 4 weeks ...	112	103	93	83	86	93	144	128	136	132	109	115	1,334	1,365
4 weeks to 3 months ...	91	73	63	88	82	69	103	85	110	107	105	95	1,071	1,070
3 months to 6 months ...	76	64	79	90	103	73	70	94	81	73	64	88	955	993
6 months to 12 months ...	68	80	128	168	251	167	184	168	125	109	83	132	1,663	1,988
1 to 2 years ...	98	94	96	131	187	135	172	180	177	123	144	194	1,731	2,183
2 to 5 years ...	115	118	126	172	183	155	197	183	161	128	156	218	1,912	2,460
5 to 10 years ...	61	56	56	76	65	64	67	62	37	64	65	99	772	950
10 to 15 years ...	26	30	26	39	40	37	38	21	38	34	39	32	400	414
15 to 20 years ...	43	37	48	61	48	43	40	37	66	47	38	36	544	628
20 to 30 years ...	156	150	179	173	212	194	163	158	196	152	155	160	2,048	2,285
30 to 40 years ...	141	152	144	179	172	135	157	161	165	183	167	168	1,924	2,075
40 to 50 years ...	209	154	176	160	194	183	179	161	200	199	200	191	2,206	2,259
50 to 60 years ...	222	219	206	233	284	188	206	217	206	221	218	231	2,651	2,686
60 and over ...	541	526	547	560	654	495	496	538	506	601	521	643	6,628	6,632
Age Unspecified ...	...	...	...	...	...	..	...	...	...	...	...	...	...	...
All Ages ...	2,151	2,023	2,123	2,385	2,766	2,242	2,462	2,479	2,502	2,467	2,304	2,623	28,527	...
Average of five years 1954-58.	2,584	2,452	2,723	2,661	2,495	2,586	2,612	2,706	2,556	2,459	2,307	2,341	...	30,482

DEATHS BY AGES, CAUSES AND SEXES

No. in Short List.	Corresponding No. in detailed List.	Causes of deaths.	within 24 Hours.		1 to 7 Days.		1 to 4 weeks.		4 weeks to 3 months.		3 to 6 months.		6 to 12 months.		1 to 2 years.		2 to 5 years.		5 to 10 years.	
			Male.	Female.	Male.	Female.	Male.	Female.	Male.	Female.	Male.	Female.	Male.	Female.	Male.	Female.	Male.	Female.	Male.	Female.
			1	1-2	Typhoid and Para Typhoid Fever	...	...	...	...	...	...	...	...	...	...	...	...	...	...	...
2	6	Cerebro-Spinal Fever	...	...	...	...	...	...	...	...	...	...	...	...	1	1	3	3	6	7
3	8	Scarlet Fever	...	...	...	...	...	...	...	...	...	...	...	...	...	...	...	...	...	...
4	9	Whooping Cough	...	...	...	...	...	...	...	...	...	...	...	...	...	...	...	...	...	...
5	10	Diphtheria	...	...	...	...	...	...	1	...	1	3	1	...	...	...	...	...	...	...
6	13	Tuberculosis of Respiratory System	...	...	...	...	...	...	1	...	1	2	10	6	17	3	2	3	1	...
7	14-22	Other forms of Tuberculosis	...	...	...	...	...	...	4	1	2	10	7	6	15	8	21	4	4	
8	30	Syphilitic disease	...	...	1	...	...	...	4	1	10	9	36	53	15	15	19	2	10	
9	33	Influenza	...	...	...	1	3	4	6	3	1	1	1	1	1	1	56	26	28	
10	35	Measles	...	...	...	...	1	1	...	...	...	3	1	...	...	...	...	...	...	
11	36	Acute Poliomyelitis and Polioencephalitis	...	...	...	...	...	...	...	1	1	3	6	1	1	1	1	...	...	
12	37	Acute infectious encephalitis	...	...	...	...	...	...	...	...	...	...	4	6	15	15	11	4	7	
13M	45-46A	Cancer of buccal cavity and Oesophagus (Males)	...	...	...	...	...	...	...	...	...	1	...	...	1	...	...	...	...	
13F	48	Cancer of Uterus	...	...	...	...	...	...	...	...	...	...	...	...	...	...	...	1	...	
14	46B	Cancer of Stomach and duodenum	...	...	...	...	...	...	...	...	...	...	...	...	...	...	...	...	...	
15	50	Cancer of breast	...	...	...	...	...	...	...	...	...	...	...	...	...	...	...	1	...	
	45-46A females		...	...	...	...	...	...	...	...	...	...	...	...	...	...	...	...	...	
16	46-C-h, 47,49,51,55	Cancer of all other Sites	...	...	...	...	...	...	...	...	...	...	2	...	1	3	2	4	2	
17	61	Diabetes	...	...	...	...	...	...	...	...	...	...	...	...	...	1	2	1	2	
18	83	Intra cranial Vascular Lesions	...	...	9	1	2	...	...	1	1	...	...	...	...	...	...	...	...	
19	90-95	Heart disease	...	...	...	1	...	...	2	...	1	1	...	2	1	2	...	2	2	
20	96-103	Other diseases of Circulatory system	...	...	...	...	...	...	...	...	...	...	...	...	...	...	...	...	...	
21	106	Bronchitis	2	1	1	...	5	2	3	3	1	1	1	6	5	...	...	1	2	
22	107-109	Pneumonia	6	4	79	42	115	98	226	223	241	231	578	432	360	467	103	129	2	
23	104,105,110,114	Other Respiratory Diseases	...	...	2	...	1	...	2	1	2	1	4	3	6	4	1	7	...	
24	117	Ulceration of the Stomach or duodenum	...	...	...	...	...	...	...	...	...	...	...	...	...	...	...	...	...	
25	119-120	Diarrhoea	...	...	8	4	96	91	85	100	91	87	167	128	106	117	83	85	15	
26	121	Appendicitis	...	...	...	...	...	...	...	...	...	...	...	...	...	...	...	...	...	
27	115,116,118,122-129	Other digestive diseases	...	...	7	4	11	6	6	4	5	4	5	9	15	34	12	15	25	
28	130-132	Nephritis	...	...	1	...	1	...	1	1	...	...	4	5	31	15	6	4	13	
29	140-147	Puerperal and Post Abortive Sepsis	...	...	...	...	...	...	...	...	...	...	...	...	...	...	...	...	...	
30	141-146,148-150	Other Maternal Causes	...	...	...	...	...	...	...	...	...	...	...	...	...	...	...	...	...	
31	159	Premature birth	339	259	502	456	144	148	12	19	1	...	...	...	...	...	...	...	...	
32	157,158,160,161	Congenital Malformation injury at birth	178	103	288	201	240	231	115	124	64	62	57	72	26	28	11	6	...	
33	163-164	Suicide	...	...	...	...	...	...	...	...	...	...	...	...	...	...	...	...	...	
34	170-171	Road Traffic Accident	...	...	...	...	...	...	...	...	...	...	...	...	...	...	...	...	...	
35	165-169,172-198	Other Violent causes	...	4	...	...	...	...	...	...	...	...	...	...	...	...	...	...	...	
	34	(A) Small-pox	...	...	...	...	1	1	2	2	1	1	4	3	12	11	28	24	6	
	3	(B) Plague	...	...	...	...	...	...	3	2	2	1	5	5	8	3	14	7	3	
	29	(C) Kala-Azar	...	...	...	...	...	...	...	...	...	...	...	...	...	...	...	...	...	
	28a	(D) Malaria	...	...	...	...	...	...	...	...	...	...	...	...	...	...	...	...	...	
	28b	(E) Ague and Remittent Fever	...	...	...	...	...	...	...	...	...	...	...	...	...	...	...	...	...	
	31	(F) Relapsing Fever	...	...	...	...	...	...	...	...	...	...	...	1	1	2	...	3	2	
	200:2a	(G) Fever not defined	...	...	3	2	2	...	5	3	...	3	3	9	3	4	3	7	...	
	4	(H) Cholera	...	...	...	...	...	...	...	...	...	...	...	...	...	...	...	...	...	
	27	(J) Dysentery	...	...	...	...	4	...	4	2	5	4	6	5	6	7	8	5	5	
	23	(K) Leprosy	...	...	...	1	...	...	...	...	...	...	...	...	...	...	...	...	...	
	162	(L) Senility & old age	...	...	...	...	...	...	...	...	...	...	...	...	...	...	...	...	...	
		(M) All other causes	31	16	88	40	73	53	60	43	48	52	87	128	152	192	213	259	110	
		Males	556	...	989	...	696	...	538	...	484	...	789	...	813	...	894	...	376	
		Females	...	390	...	753	...	638	...	353	...	471	...	874	...	918	...	1,018	...	
		Total	946	...	1,742	...	1,334	...	1,1	...	955	...	1,663	...	1,831	...	1,912	...	772	
		Percentage.	...	...	...	...	...	...	...	...	...	...	27.0	...	...	...	12.8	...	2.7	

TABLE 16  
DEATHS BY AGES, CAUSES AND SEXES

No. in Short List.	Corresponding No. in detailed List.	Causes of deaths.	10 to 15 years.		15 to 20 years.		20 to 30 years.		30 to 40 years.		40 to 50 years.		50 to 60 years.		60 and Over.		Unspecified Age.		Total.		Persons.	No. in Short List.	
			Male.	Female.	Male.	Female.	Male.	Female.	Male.	Female.	Male.	Female.	Male.	Female.	Male.	Female.	Male.	Female.	Males	Females.			
1	1-2	Typhoid and Para Typhoid Fever	12	6	15	10	49	19	24	6	13	9	8	5	11	4			142	70	212	1	
2	6	Cerebro Spinal Fever	...	...	...	...	...	...	...	...	...	...	...	...	...	...			...	1	1	2	
3	8	Scarlet Fever	...	...	...	...	...	...	...	...	...	...	...	...	...	...			...	...	...	3	
4	9	Whooping Cough	...	...	...	...	...	...	...	...	...	...	...	...	...	...			6	10	16	4	
5	10	Diphtheria	2	2	...	...	2	...	...	...	...	...	...	1	...	...			45	46	91	5	
6	13	Tuberculosis of Respiratory System	10	7	23	25	138	114	225	87	251	77	260	42	266	73			1,208	477	1,685	6	
7	14-22	Other forms of Tuberculosis	11	11	12	9	30	40	23	26	15	28	15	4	9	5			317	304	621	7	
8	30	Syphilitic disease	...	...	...	...	8	2	15	...	18	...	10	...	4	1			66	12	78	8	
9	33	Influenza	...	...	...	...	1	...	...	2	...	...	...	1	8	1			15	9	24	9	
10	35	Measles	2	1	...	...	...	...	...	...	...	...	...	...	...	...			38	47	85	10	
11	36	Acute Poliomyelitis and Polioencephalitis	...	...	1	1	1	1	2	...	...	...	...	...	...	...			14	10	24	11	
12	37	Acute infectious encephalitis	...	...	1	...	...	...	1	1	...	...	...	...	6	2			9	4	13	12	
13M	45-46A	Cancer of buccal cavity and Oesophagus (Males.)	...	...	...	...	3	...	5	...	31	...	40	...	58	...			138	...	138	13	
13F	48	Cancer of Uterus	...	...	...	...	...	4	...	11	...	14	...	18	19	...			...	66	66	13	
14	46B	Cancer of Stomach and duodenum	...	...	1	...	1	1	5	6	9	4	28	12	25	12			70	35	105	14	
15	50	Cancer of breast	...	...	...	...	...	3	...	3	...	12	1	6	...	16			1	40	41	15	
16	45-46A females	Cancer of all other Sites	1	...	1	5	18	13	30	16	69	46	121	48	171	97			418	232	650	16	
17	46 c-h, 47, 49, 51, 55	Diabetes	1	...	...	1	1	...	5	3	16	10	24	16	59	31			108	61	169	17	
18	61	Intra cranial Vascular Lesions	3	...	2	3	16	7	11	6	46	13	77	38	137	107			307	184	491	18	
19	83	Heart disease	9	8	11	9	51	28	129	45	253	57	361	67	540	223			1,370	449	1,819	19	
20	90-95	Other diseases of Circulatory system	...	1	...	4	6	...	1	22	5	42	10	71	28	93			237	137	374	20	
21	96-103	Bronchitis	1	...	...	2	6	4	4	4	28	3	25	9	41	30			143	83	226	21	
22	106	Pneumonia	27	32	21	17	62	43	70	34	69	22	69	26	205	172			2,391	2,399	4,790	22	
23	107-109	Other Respiratory diseases	3	1	4	3	24	20	24	24	44	20	75	38	172	107			368	236	604	23	
24	110-114	Ulceration of the Stomach or duodenum	...	...	1	...	3	1	9	2	11	...	2	3	13	1			39	7	46	24	
25	117	Diarrhoea	4	5	6	1	14	15	13	7	26	9	26	14	66	58			806	746	1,552	25	
26	119, 120	Appendicitis	...	1	1	1	3	2	2	2	3	1	1	...	...	...			11	7	18	26	
27	121	Other digestive diseases	14	10	19	10	56	40	63	31	93	26	95	22	87	43			541	249	790	27	
28	122-129	Nephritis	4	7	2	4	16	10	12	11	26	13	35	19	128	57			235	130	365	28	
29	130-132	Puerperal and Post Abortives Sepsis	...	...	...	4	...	...	...	...	...	2	...	...	...	...			...	34	34	29	
30	141-146, 148-150	Other Maternal Causes	...	...	...	...	...	42	...	21	...	2	...	...	...	...			...	69	69	30	
31	159	Premature birth	...	...	...	...	...	...	...	...	...	...	...	...	...	...			998	882	1,880	31	
32	157, 158, 160, 161	Congenital Malformation, injury at birth	...	...	...	...	...	...	...	...	...	...	...	...	...	...			979	827	1,806	32	
33	163-164	Suicide	...	...	...	2	...	2	...	1	...	1	...	1	...	...			7	1	8	33	
34	170-171	Road Traffic Accidents	4	3	6	14	...	12	...	11	...	10	10	10	3	...			74	16	90	34	
35	165-169, 172-198	Other Violent Causes	54	20	73	51	361	132	202	65	107	34	79	25	71	53			1,040	450	1,490	35	
36	Other defined diseases.	A. Small pox	1	...	3	2	30	9	8	2	...	4	...	...	...	1			71	47	118	A	
		B. Plague	...	...	...	...	...	...	...	...	...	...	...	...	...	...	...			...	...	...	B
		C. Kala-Azar	1	...	...	...	...	...	...	...	...	...	...	...	...	...	...			2	...	...	2
		D. Malaria	...	...	...	...	...	...	...	...	...	...	...	...	...	...	...			1	...	...	2
		E. Ague and Remittent Fever	1	...	...	...	...	...	...	...	...	...	1	...	...	...	...			3	9	12	E
		F. Relapsing Fever	...	...	...	...	...	...	...	...	...	...	...	...	...	...	...			...	...	...	...
		G. Fever not defined	1	2	1	1	...	3	2	3	1	2	9	1	11	9	...			44	49	93	F
		H. Cholera	4	...	...	...	...	...	...	...	...	...	...	...	...	...	...			...	...	...	...
		I. Dysentery	27	...	1	1	1	5	6	4	12	...	16	4	29	19	...			103	57	160	J
		K. Leprosy	23	...	...	...	4	3	6	1	12	1	8	2	3	8	...			33	15	48	K
		L. Senility and Old Age	162	...	...	...	...	...	...	...	...	...	149	106	1,246	1,275	...			1,397	1,381	2,778	L
		M. All other causes	...	52	65	84	91	240	308	291	258	353	220	319	158	314	333			2,515	2,328	4,843	M
		Males			218		289		1,161		1,223		1,563		1,937		3,784			16,310			
Females				182		255		887		701		643		714		2,844				12,217			
Total			400		544		2,048		19,24		2,206		2,651		6,628						28,527		
Percentage			1.4		1.9		7.2		6.7		7.7		9.3		23.3						100.0		

TABLE 17

## DEATHS AND DEATH RATES FROM EPIDEMIC AND PRINCIPAL CAUSES.

Causes of Death.	Average of years (1949-58)		1958		1959	
	Deaths.	Death-rate.	Deaths.	Death-rate.	Deaths.	Death-rate.
<i>Principal Epidemic Diseases</i>						
Small-pox	342	0.16	783	0.34	118	0.05
Measles	131	0.06	227	0.10	85	0.04
Plague	1	0.00	...	0.00	...	0.00
Enteric Fever	375	0.17	262	0.11	212	0.09
Malarial Fever	32	0.01	2	0.00	2	0.00
Ague and Remittent Fever	58	0.03	3	0.00	12	0.00
Influenza	24	0.01	26	0.01	24	0.01
Cholera	7	0.00	...	0.00	...	0.00
Dysentery	213	0.10	166	0.07	160	0.07
Diphtheria	114	0.05	140	0.06	91	0.04
<i>Other Principal Diseases.</i>						
Tuberculosis	2,363	1.09	2,391	1.03	2,306	0.99
Cerebro-Spinal Fever	8	0.00	6	0.00	1	0.00
Diseases of the Nervous System	959	0.44	1,021	0.44	995	0.43
Diseases of the Respiratory System	7,533	3.49	6,737	2.89	5,620	2.41
Diarrhoea and Enteritis	1,236	0.57	1,504	0.65	1,552	0.67
Puerperal State	93	0.04	97	0.04	103	0.04
Congenital Debility and Diseases of early Infancy.	4,473	2.07	3,665	1.57	3,686	1.58
Old Age	3,259	1.51	3,023	1.30	2,778	1.19
Leprosy	70	0.03	62	0.03	48	0.02
Violence	1,477	0.68	1,683	0.72	1,588	0.68
Other Causes	10,106	4.70	9,574	4.11	9,146	3.93
Total	32,874	15.21	31,372	13.47	28,527	12.24

TABLE 18

## CERTIFICATION OF CAUSES OF DEATHS.

Years.	Total deaths.	Verified by District Registrars.	Number of Certificates of the Causes of Deaths received from					Total	Percentage of Total Certificates received to the Total Mortality.
			Medical Officers of Hospitals.	Private Medical Practitioners.	Hakims and Vaidyas.	Commissioner of Police.	Coroner of Bombay.		
1955	28,108	12,931	7,596	4,678	58	239	2,606	15,177	54.0
1956	27,759	11,273	7,922	5,115	22	392	3,035	16,486	59.4
1957	33,164	15,038	9,161	5,217	11	562	3,175	18,126	54.7
1958	31,372	12,555	9,700	5,222	62	511	3,322	18,817	59.9
1959	28,527	13,014	7,178	4,564	75	556	3,130	15,513	54.4

TABLE 19  
DEATHS BY CAUSES

Classification No.		SPECIFIC CAUSES OF DEATH.	Jan.	Feb.	March	April	May	June	July	August	Sep.	Oct.	Nov.	Dec.	Total.
Short List.	Detailed List.														
<b>I.—Infective and Parasitic Diseases.</b>															
<i>(1-26) Diseases due to bacteria—</i>															
1	1	Typhoid Fever	10	11	10	23	81	31	15	18	19	18	13	13	212
B	2	Para-typhoid Fever	...	...	...	...	...	...	...	...	...	...	...	...	...
H	3	Plague	...	...	...	...	...	...	...	...	...	...	...	...	...
36	4	Cholera	...	...	...	...	...	...	...	...	...	...	...	...	...
2	5	Undulant Fever	...	...	...	...	...	...	...	...	...	...	...	...	...
36	6	Cerebro-spinal Meningitis	...	...	...	...	...	...	...	...	1	...	...	...	1
36	7	Malignant Prostate and Anthrax	...	...	...	...	...	...	...	...	...	...	...	...	...
3	8	Scarlet Fever	...	...	...	...	...	...	...	...	...	...	...	...	...
4	9	Whooping Cough	...	1	3	2	2	1	...	3	...	2	...	2	16
5	10	Diphtheria	3	11	10	6	4	7	8	7	8	7	8	12	91
36	11	Erysipelas	...	...	...	...	...	...	...	...	...	...	...	...	...
36	12	Tetanus	19	16	20	28	36	28	24	34	28	31	21	22	307
<i>(13-22) Tuberculosis (all forms)—</i>															
6	13	Tuberculosis of the Respiratory System	137	136	100	145	149	120	131	146	174	146	153	148	1,685
	14	Tuberculosis of the Meninges and Central Nervous System	40	46	34	40	52	30	39	41	44	31	25	52	474
	15	Tuberculosis of the Intestines and Peritoneum	6	13	9	7	11	8	4	5	8	18	11	12	112
	16	Tuberculosis of the Vertebral Column	1	1	2	1	1	...	...	1	...	1	3	...	11
	17	Tuberculosis of other bones and joints	...	1	...	...	1	...	...	...	...	...	...	...	5
7	18	Tuberculosis of the Skin and Subcutaneous Cellular Tissue	...	1	...	...	...	...	...	...	...	...	...	...	1
	19	Tuberculosis of the Lymphatic System	...	...	...	1	...	...	...	1	...	...	...	...	2
	20	Tuberculosis of the Genito Urinary System	...	...	...	...	...	...	...	...	...	...	...	...	...
	21	Tuberculosis of other organs	...	...	1	...	...	...	...	...	...	...	1	...	2
	22	Disseminated Tuberculosis	1	1	1	...	4	1	2	1	...	1	1	1	14
K	23	Leprosy	9	5	4	...	2	8	1	2	1	7	3	6	48
36	24	Purulent Infection and Septicaemia	4	10	15	6	10	9	7	6	13	7	9	2	98
36	25	Gonococcal Infection	...	...	...	...	...	...	...	...	...	...	...	...	...
36	26	Other Bacterial Diseases (Dysentery excepted)	...	...	...	...	...	...	...	...	...	...	...	...	...
		(a) Glanders	...	...	...	...	...	...	...	...	...	...	...	...	...
		(b) Tularaemia	...	...	...	...	...	...	...	...	...	...	...	...	...
		(c) Other diseases included under 26	6	8	15	5	23	15	19	16	16	9	11	17	160
J	27	Dysentery	...	...	...	...	...	...	...	...	...	...	...	...	2
D	28(a)	Malaria	...	...	...	1	...	...	...	1	...	...	...	1	2
E	28(b)	Remittent Fever	...	...	...	...	...	...	1	1	4	3	1	1	12
C	29(a)	Kala Azar	...	...	...	...	...	...	...	...	...	...	1	1	2
36	29(b)	Other diseases due to parasitic Protozoa except Spirochaetes	...	...	...	...	...	...	...	...	...	...	...	...	...
8	30	Syphilis	...	...	...	...	...	...	...	...	...	...	...	...	...
		(a) Locomotor Ataxia (Tabis dorsatis)	...	...	...	...	1	...	...	...	...	...	...	...	1
		(b) General Paralysis of the Insane	...	...	...	...	...	...	...	1	...	...	...	...	1
		(c) Aneurysm of Aorta	5	5	6	3	8	7	6	5	8	3	9	3	68
		(d) Other forms of Syphilis	...	...	...	...	...	...	...	...	...	...	...	...	...
		(a) Congenital Syphilis	...	...	...	2	...	...	2	...	...	...	...	...	4
		(b. c. d.) Other or Unspecified Syphilis	...	...	...	...	...	...	...	...	...	...	...	...	...
F	31	Relapsing Fever	...	...	...	...	...	...	...	...	...	...	...	...	...
36	32	Other Diseases due to Spiro Chaetes	...	...	...	...	...	...	...	...	...	...	...	...	...
9	33	Influenza	...	...	...	...	...	...	...	...	...	...	...	...	...
		(a) With respiratory complications	...	2	...	1	6	...	...	1	1	1	...	...	12
		(b) Without respiratory complications	...	2	...	1	4	2	...	1	1	...	1	...	12
A	34	Small-pox	5	13	27	26	13	8	13	2	...	1	3	7	118
10	35	Measles	1	5	9	8	11	12	5	3	5	1	14	11	85
11	36:1	Acute Poliomyelitis	3	1	3	1	2	...	...	2	2	3	5	2	24
12	36:2	Acute Poliоencephalitis	...	...	...	...	...	...	...	...	...	...	...	...	...
12	37	Acute Infectious Encephalitis (Lethargic or Epidemic)	1	...	1	...	3	...	1	3	1	1	...	2	13
36	38	Other Diseases due to Viruses—	...	...	...	...	...	...	...	...	...	...	...	...	...
		(a) Yellow Fever	...	...	...	...	...	...	...	...	...	...	...	...	...
		(b) Rabies (shown under 194 a)	...	...	...	...	...	...	...	...	...	...	...	...	...
		(c) Herpes Zoster	...	...	...	...	...	...	...	...	...	...	...	...	...
		(d) German Measles	...	...	...	...	...	...	...	...	...	...	...	...	...
		(e) Varicella (Chickenpox)	...	1	5	2	...	...	...	...	...	...	...	...	8
		(f) Other diseases included under 38	...	...	...	...	...	...	...	...	...	...	...	...	...
36	39	Typhus	...	...	...	...	...	...	...	...	...	...	...	...	...
36	40	Ankylostomiasis	...	...	...	...	...	...	...	...	...	...	...	...	...
36	41	Hydatid Diseases	...	...	...	...	...	...	...	...	...	...	...	...	...
		(a) Hydatid disease of liver	...	...	...	...	...	...	...	...	...	...	...	...	...
		(b) Hydatid disease of other or Unspecified organs	...	1	...	...	...	...	...	...	...	...	...	...	1
36	42	Other diseases due to Helminths	5	3	2	4	...	...	4	...	...	...	...	1	22
36	43	Mycoses	...	...	...	...	...	...	...	...	...	...	...	...	...
36	44	Other Infective or Parasitic Diseases	...	...	...	...	...	...	...	...	...	...	...	...	...
		(a) Venereal diseases (other than syphilis and Gonorrhoea)	...	...	...	...	...	...	...	...	...	...	...	...	...
		(b) Pernicious lympho granulomatosis (Hodgkins diseases)	...	1	...	2	2	...	...	2	2	3	...	...	17
		(c) Mumps	...	...	...	...	...	...	1	...	...	...	...	...	1
		(d) Other diseases included under 44	...	...	...	...	...	...	...	...	...	...	...	...	...
<b>II.—Cancer and other Tumours.</b>															
	45*	Cancer of the Buccal Cavity and Pharynx	...	...	...	...	...	...	...	...	...	...	...	...	...
		(a) Lips	...	...	...	...	...	...	...	...	...	...	...	...	...
		Males	...	...	...	...	...	...	...	...	...	...	...	...	...
		Females	...	...	...	...	...	...	...	...	...	...	...	...	...
		(b) Tongue	4	3	2	5	1	3	4	2	1	2	1	1	29
		Males	...	...	...	...	...	...	...	...	...	...	...	...	...
		Females	...	1	1	...	...	...	1	...	...	...	...	...	4
13		(c) Other and Unspecified sites	3	1	2	3	3	2	3	5	3	1	...	5	31
		Males	...	...	...	...	...	...	...	...	...	...	...	...	...
		Females	1	...	...	3	2	2	1	...	4	...	1	3	17
	46	Cancer of the digestive organs and peritonium	...	...	...	...	...	...	...	...	...	...	...	...	...
		(a) Oesophagus	6	6	8	4	1	5	8	5	4	3	5	8	78
		Males	...	...	...	...	...	...	...	...	...	...	...	...	...
		Females	3	2	5	5	2	1	3	3	2	2	2	5	35
4		(b) Stomach and duodenum	7	17	8	9	8	7	10	9	8	9	8	5	105
		(c) Intestines other than duodenum or rectum	...	...	...	...	...	...	...	...	...	...	...	...	...
16		(d) Rectum	5	...	4	6	2	1	3	4	3	2	4	2	38
		Males	...	...	...	...	...	...	...	...	...	...	...	...	...
		Females	...	5	3	3	2	2	1	4	5	3	1	3	37

\*Males are tabulated in short list No. 13 and females in No. 16 of detailed list Nos. 45, 46a.

TABLE 19—(Contd.)  
DEATHS BY CAUSES

Classification No.		SPECIFIC CAUSES OF DEATH	Jan.	Feb.	Mar.	April	May	June	July	Aug.	Sept.	Oct.	Nov.	Dec.	TOTAL
Short List.	Detailed List.														
		<i>II.—Cancer and other Tumours—(Contd.)</i>													
		(e) Liver and biliary passages	4	6	4	5	9	3	6	5	2	6	3	6	59
		(f) Pancreas	...	3	1	...	1	3	3	1	...	1	...	...	13
		(g) Peritonium	...	...	...	...	1	...	1	1	1	1	1	1	7
		(h) Other or Unspecified digestive organs	...	1	...	...	...	...	1	1	...	...	...	...	3
16	47	Cancer of the respiratory system	...	...	...	...	...	...	...	...	...	...	...	...	57
		(a) Larynx and trachea	4	2	6	5	4	1	8	6	3	5	6	7	96
		(b) Bronchi, lung and pleural	9	5	10	14	9	5	6	5	5	8	7	13	96
		(c) Unspecified respiratory organs	1	...	...	...	...	...	...	...	...	...	...	...	1
13	48	Cancer of the Uterus	...	...	...	...	...	...	...	...	...	...	...	...	48
		(a) Cervix Uteri	5	3	4	3	3	6	5	3	5	4	3	4	48
		(b) Other Unspecified sites	2	1	...	2	2	2	1	1	1	2	3	2	18
16	49	Cancer of other female genital organs	5	2	3	3	2	1	1	1	4	2	2	2	30
15	50	Cancer of the breast	4	4	2	2	4	4	4	3	3	2	4	5	41
	51	Cancer of the male genital organs	...	...	...	...	...	...	...	...	...	...	...	...	...
		(a) Scrotum	...	...	...	...	...	...	...	...	...	...	...	...	...
		(b) Prostate	3	1	1	...	2	...	1	2	2	1	1	1	15
		(c) Other or unspecified male genital organs	1	1	1	1	2	2	1	3	2	...	3	3	8
	52	Cancer of the male and female urinary organs	1	1	1	2	1	...	1	...	...	...	...	...	2
	53	Cancer of the Skin (Scrotum excepted)	...	...	...	...	1	...	...	...	...	...	...	...	2
	54	Cancer of the brain and other parts of Nervous system	...	...	...	...	...	...	...	...	...	...	...	...	...
		(a) Glioma (not specified as benign)	...	...	...	...	...	...	...	...	...	...	...	1	1
		(b) Sarcoma	1	...	...	...	...	...	...	...	...	...	...	...	1
		(c) Other or Unspecified forms included under 54	...	...	2	...	1	...	...	1	...	...	...	...	4
16	55	Cancer of other or Unspecified organs	...	...	...	...	...	...	...	...	...	...	...	...	...
		(a) Adrenal glands	...	...	...	...	...	...	1	...	...	...	...	...	1
		(b) Bones	1	2	...	3	1	2	...	...	1	1	1	3	15
		(c) Thyroid gland	...	...	...	1	1	1	...	...	...	...	...	...	4
		(d) Others included under 55	15	16	16	11	15	18	19	11	10	17	13	20	181
		<i>Tumours:—</i>													
	56	Non-malignant Tumours	...	...	...	...	...	...	...	...	...	...	...	...	...
		(c) Other female genital organs	...	1	...	...	...	...	...	...	...	...	...	...	2
		(d) Brain and other parts of Nervous system	...	...	...	1	2	1	...	1	...	1	1	1	4
		(e) Other and Unspecified organs	...	1	...	1	...	...	...	...	...	...	...	...	6
	57	Tumours of Undetermined Nature	...	...	...	...	...	...	...	...	...	...	...	...	...
		(a) Ovaries	...	...	...	...	...	...	...	...	...	...	...	...	...
		(b) Uterus	...	...	...	...	...	...	...	...	...	...	...	...	...
		(c) Other female genital organs	...	...	...	...	...	...	...	...	...	...	...	...	...
		(d) Brain and other parts of Nervous system	1	3	6	1	...	2	6	3	2	1	6	1	32
		(e) Other and Unspecified organs	...	...	...	...	...	...	...	...	...	...	...	...	...
36		<i>III.—Rheumatism, Diseases of Nutrition and of the Endocrine Glands and other General Diseases.</i>													
	58	Rheumatic fever	...	...	4	1	2	1	4	2	...	1	1	1	17
	59.1	Rheumatoid Arthritis	...	...	4	1	1	...	...	...	...	1	1	...	8
	59.2	Other Chronic articular Rheumatism	...	...	1	2	...	...	...	...	1	...	...	...	5
	59.3	Other forms of Chronic Rheumatism	...	1	...	...	...	...	...	...	...	...	...	...	1
17	61	Diabetes Mellitus	16	16	5	14	22	17	13	15	10	17	15	9	169
36	62	Diseases of the Pituitary gland	...	...	...	...	...	...	...	...	...	...	...	...	...
		(1) Hyperpituitarism	...	...	...	...	...	...	...	...	...	...	...	...	...
		(2) Hypopituitarism	...	...	...	...	1	...	...	...	...	...	...	...	1
		(3) Other diseases included under 62	...	...	...	...	...	...	...	...	...	...	...	...	...
	63	Diseases of the Thyroid and parathyroid glands	...	...	...	...	...	...	...	...	...	...	...	...	...
		(a) Simple Goitre	...	...	...	1	...	...	...	...	...	...	...	...	1
		(b) Exophthalmic Goitre	...	...	...	...	...	1	...	1	...	...	1	1	3
		(c) Myxoedema Cretinism	...	...	...	...	...	...	...	...	1	...	...	...	2
		(d) Other diseases of thyroid glands	...	...	...	...	...	...	...	...	1	...	...	...	1
		(e) Diseases of the parathyroid glands	...	...	...	...	...	...	...	...	1	...	...	...	1
	64	Diseases of the Thymus	...	...	...	...	...	...	...	...	...	...	...	...	...
	65	Diseases of the adrenal glands (not specified as Tuberculosis)	...	...	...	...	1	...	...	...	...	1	...	...	2
	66	Other General diseases	...	...	...	...	...	...	...	...	...	...	...	...	...
		(a) Osgelmelecia	...	...	1	...	...	...	...	...	1	...	...	...	1
		(b) Other Diseases included under 66	...	...	...	...	...	...	...	...	...	...	...	...	2
		(1) Pink Disease	...	...	...	...	...	...	...	...	1	...	...	...	5
		(2) Idiopathic Steatorrhoea (Sprue etc.)	...	...	1	...	2	...	...	...	...	...	...	1	5
		(c) Other diseases included under 66(b)	2	1	...	...	4	1	...	...	2	...	...	...	10
	67	Scurvy	...	...	...	...	...	...	...	...	...	...	...	...	...
	68	Beri-Beri	...	...	...	...	...	...	...	...	...	...	...	...	...
	69	Pellagra	...	...	...	...	...	...	...	...	...	...	...	...	...
	70	Rickets	39	33	37	41	60	60	68	72	73	63	50	68	664
	71	Other Vitamin Deficiency Diseases	...	...	...	...	1	...	...	...	...	...	...	...	1
		<i>IV.—Diseases of the blood and blood forming Organs.</i>													
36	72	Haemorrhagic Conditions	...	...	...	...	...	...	...	...	...	...	...	...	...
		(a) Primary Purpura	2	...	1	1	3	2	2	1	2	...	...	...	14
		(b) Haemophilia	2	...	...	...	1	...	...	...	...	...	2	...	5
	73	Anaemia	...	...	...	...	...	...	...	...	...	...	...	...	...
		(a) Pernicious anaemia	5	5	3	4	1	1	3	5	1	3	1	1	33
		(b, c, d.) Other anaemias and chlorosis	162	128	131	154	191	126	153	159	189	195	178	206	1972
74(a)		Leukaemia	3	5	...	1	...	3	4	3	5	9	6	7	50
74(b)		Aleukaemia	...	...	...	...	...	...	...	2	...	...	...	...	2
75		Diseases of the Spleen	...	...	1	...	1	...	...	...	...	...	...	...	2
76		Other diseases of the Blood and Blood forming organs	...	...	...	...	...	1	1	...	2	...	1	...	5
		<i>V.—Chronic Poisoning and Intoxication.</i>													
	77	Alcoholism (Acute or chronic)	...	...	...	...	...	...	...	...	...	...	...	...	...
		(b) Chronic Alcoholism	...	...	...	...	...	...	...	...	...	...	...	...	...
		(c) Unspecified Alcoholism	...	...	...	...	...	...	...	...	...	...	...	...	...
78		Lead Poisoning	...	...	...	...	...	...	...	...	...	...	...	...	...
		(b) Not specified as occupational	...	...	...	...	...	1	1	...	1	...	...	...	3

TABLE 19—(Contd.)

DEATH BY CAUSES.

Classification No.		SPECIFIC CAUSES OF DEATH.	Jan.	Feb.	Mar.	April	May	June.	July	Aug.	Sept.	Oct.	Nov.	Dec.	Total	
Short List.	Detailed List															
36	79	V. Chronic Poisoning and Intoxication—contd														
		Chronic poisoning by other mineral and organic substances	...	...	...	...	...	...	...	...	...	...	...	...	...	...
		(b) Poisoning by narcotic and Soporific drug	...	...	...	...	...	...	...	...	...	...	...	...	...	...
		(c) Other non-occupational chronic poisoning	...	...	...	...	...	...	...	...	...	...	...	...	...	...
18	80	(d) Unspecified poisoning	...	...	...	...	...	...	...	...	...	...	...	...	...	...
		VI.—Diseases of the nervous system and sense organs.														
		Encephalitis (non-epidemic)—														
		(a) Intra Cranial abscess	2	1	1	1	...	1	...	2	3	1	...	3	...	15
		(b) Other diseases included under 80	14	6	16	29	26	17	23	22	13	16	27	22	11	231
		81 Meningitis (non-meningococcal)	8	5	7	7	13	8	14	6	4	11	4	11	7	98
		82 Diseases of Medulla and Spinal cord	2	...	1	1	2	...	1	...	...	...	...	1	...	8
		83 Intracranial Lesions of Vascular origin														
		(a) Cerebral Haemorrhage	22	23	26	24	20	23	19	16	20	26	22	25	13	266
		(b) Cerebral Embolism and Thrombosis	12	6	17	12	19	11	6	14	17	15	8	13	...	150
		(c) Softening of Brain	...	...	...	...	...	...	...	...	...	...	...	...	...	...
		(d) Hemiplegia and other paralysis of unstated origin	6	4	3	14	4	9	5	8	4	7	5	6	...	75
		(e) Other Intra-cranial effusions	...	...	...	...	...	...	...	...	...	...	...	...	...	...
		84 Mental Disorders and Deficiency														
		(a) Mental deficiency	...	...	...	...	...	...	...	...	...	...	...	...	...	...
		(b) Schizophrenia (dementia praecox)	...	...	...	...	...	...	...	...	...	...	...	...	...	...
		(d) Other mental disorders included under 84	...	...	...	...	...	...	...	...	...	...	...	...	...	...
		(1) Convulsions! Psychosis, Acute delirium	...	...	...	...	...	...	...	...	...	...	...	...	...	...
(2) Delusional Psychosis	...	...	...	...	...	...	...	...	...	...	...	...	...	...		
(3) Mania	...	...	...	...	...	...	...	...	...	...	...	...	...	...		
(4) Melancholia	...	...	...	...	...	...	...	...	...	...	...	...	...	...		
(7) Other or Unspecified conditions included under (84)d	...	1	...	...	3	...	2	...	2	2	...	2	1	2		
85 Epilepsy	1	...	1	...	...	...	...	...	...	...	...	...	...	16		
86 Convulsions in children under 5 years of age	10	7	6	13	18	6	10	8	10	9	10	9	...	116		
87 Other Diseases of the Nervous System—																
(a) Chorea	...	...	...	...	...	...	...	...	...	...	...	...	...	...		
(b) Neuritis (non-Rheumatic)	...	...	...	1	...	1	...	...	...	1	...	...	1	5		
(c) Paralysis agitans	...	...	...	...	...	1	...	...	...	...	...	...	...	1		
(d) Disseminated Sclerosis	...	...	...	...	...	...	1	...	1	...	...	...	...	2		
(e) Other diseases included under 87	...	...	...	...	...	...	...	...	...	...	...	...	...	...		
(1) Convulsions of undetermined origin (age 5 and over)	...	...	2	1	...	1	...	1	...	...	...	...	...	6		
(2) Other diseases included under 87(e)	1	...	...	...	...	...	...	...	...	...	...	...	...	...		
88 Diseases of the organs of Vision	...	...	...	...	...	...	...	...	...	...	...	...	...	...		
89 Diseases of the Ear and of the Mastoid Antrum—																
(a) Otitis and other diseases of the Ear	...	1	...	...	...	...	...	...	...	...	...	...	1	1		
(b) Diseases of the Mastoid Antrum	...	...	2	...	...	...	...	...	...	...	...	...	1	3		
VII.—Diseases of the Circulatory System.																
90 Pericarditis	1	...	1	2	2	2	5	3	3	2	...	...	3	21		
91 Acute Endocarditis	...	1	3	1	3	...	1	...	1	...	...	...	...	13		
92abc Chronic Affections of the valves and endocardium	11	14	10	12	8	10	13	11	19	10	14	13	1	145		
93a Acute Myocarditis	...	...	1	...	...	...	...	...	...	...	...	...	...	2		
93b Chronic Myocarditis specified as Rheumatic	...	1	...	...	...	...	...	...	2	...	...	...	...	3		
93c (1) Cardio vascular degeneration	1	...	1	...	...	...	1	...	2	...	2	...	...	7		
(2) Myocardial degeneration described as Fatty	...	...	...	...	...	...	...	...	...	1	...	...	...	1		
(3) Other Myocardial degeneration	9	14	10	6	3	6	6	10	3	12	7	8	...	91		
93d Myocarditis (not distinguished as acute or chronic)	2	...	3	1	...	1	...	1	2	...	...	2	...	13		
94 Diseases of the Coronary Arteries, Angina Pectoris	103	114	112	103	112	93	109	107	110	107	114	143	...	1327		
95 Other Diseases of the Heart—																
(a) Functional heart disease (without mention of organic lesion)	...	2	2	1	1	2	1	...	3	...	1	1	...	14		
(b) Heart Disease specified as Rheumatic but otherwise ill defined	...	1	...	...	1	...	1	1	1	1	2	...	...	8		
(c) Other diseases included under 95	17	14	11	16	11	18	16	13	7	15	10	23	...	171		
96 Aneurysm (except of Heart and Aorta)	...	...	...	...	...	...	...	...	...	...	...	...	...	...		
97 Arterio Sclerosis (excluding Coronary or Renal Sclerosis or Cerebral Haemorrhage)	3	2	3	1	1	1	2	2	8	4	2	4	...	33		
98 Gangrene	1	1	3	4	5	4	3	3	5	2	1	...	...	32		
99 Other Diseases of the arteries	...	...	...	1	...	1	...	2	1	...	3	2	...	10		
20	100	Diseases of the Veins—														
(a) Varices	...	...	2	...	...	...	...	...	1	1	...	...	1	5		
(b) Other diseases of the Veins	1	...	1	...	...	2	...	...	...	...	...	...	...	4		
101 Diseases of the Lymphatic system	...	...	...	...	...	...	...	...	...	...	...	...	...	...		
102 High Blood Pressure (Idiopathic)	38	19	26	19	20	14	25	20	23	34	18	21	...	277		
103 Other Diseases of the Circulatory system	1	1	1	1	2	...	...	3	1	...	...	...	...	13		
VIII.—Diseases of the Respiratory System.																
23	104	Diseases of the Nasal Fossae and Annexa...	...	...	...	...	...	...	...	...	...	1	...	...	1	
105 Diseases of the Larynx	1	1	...	...	3	3	2	1	1	...	...	...	...	4		
21	106A	Acute Bronchitis	...	...	...	...	...	...	...	...	...	...	...	...	13	
106B Chronic Bronchitis	13	12	8	19	27	20	19	17	16	21	12	18	...	205		
105 Chronic Bronchitis (not distinguished as acute or chronic)	...	...	1	3	...	1	...	...	1	1	...	1	...	8		
22	107	Broncho Pneumonia	182	209	212	284	391	282	311	308	284	227	250	348	3288	
108 Lobar Pneumonia	16	9	12	15	14	13	10	18	10	10	9	15	16	157		
109 Pneumonia (Unspecified)	89	89	104	93	153	118	144	124	122	103	102	104	...	1345		

TABLE 19—(Contd.)  
DEATHS BY CAUSES.

Classification No.		SPECIFIC CAUSES OF DEATH.	Jan.	Feb.	Mar.	April	May	June	July	Aug.	Sept.	Oct.	Nov.	Dec.	TOTAL
Short List.	Detailed List.														
		<i>VIII—Diseases of the Respiratory System— Contd.)</i>													
	110A	Empyema ...	1	1	2	1	2	2	2	2	1	2	3	1	20
	110B	Other or Unspecified forms of Pleurisy ...	2	...	1	1	...	1	1	1	2	1	2	1	13
	111	Congestion Oedema Haemorrhagic infection and Thrombosis of Lungs ...	11	13	11	16	17	17	11	11	9	7	9	20	152
	112	Asthma ...	39	37	36	35	33	17	22	21	19	33	34	36	362
	113	Pulmonary Emphysema ...	2	4	2	2	...	...	...	...	3	1	1	2	17
	114A	Silicosis and other occupational Pneumo- conioses ...	...	...	...	...	...	...	...	...	...	...	...	...	...
23	114B	Other occupational Respiratory Diseases... ..	...	...	...	...	...	...	...	...	...	...	...	...	...
	114C	Gangrene of Lung ...	...	1	...	...	1	...	...	...	...	...	...	...	2
	114D	Abscess of Lung ...	...	1	...	...	1	...	2	...	2	1	2	1	10
	114E	Other Diseases included under 114 not specified as occupational ...	...	...	...	...	...	...	...	...	...	...	...	...	...
		(1) Chronic interstitial Pneumonia not indicated as occupational ...	...	...	...	...	...	...	...	...	...	...	...	...	...
		(2) Other Diseases included under 114(E) ...	1	...	1	3	4	3	1	3	1	2	1	1	21
		<i>IX.—Diseases of the Digestive System.</i>													
	115a	Diseases of the teeth and gums ...	...	...	...	1	...	...	...	...	...	...	...	1	2
	115b	Septic sore throat— (1) With mention of tonsillectomy ...	...	...	...	...	...	...	...	...	...	...	...	...	...
		(2) Others with mention of tonsils ...	...	...	...	...	...	...	...	...	...	...	...	...	...
		(3) Other Diseases included under 115 (b) ...	...	...	...	...	...	...	...	...	...	...	...	...	...
27	115c	Other Diseases of the Pharynx and tonsils ...	...	...	...	...	...	...	...	...	...	...	...	...	...
		(1) With mention of tonsillectomy ...	...	...	...	...	...	...	...	...	...	...	...	...	...
		(2) Others with mention of tonsils ...	...	...	...	...	...	...	...	...	...	...	...	...	...
		(3) Other Diseases included under 115 (c) ...	...	...	...	...	...	...	...	...	...	...	...	...	...
	115d	Other diseases included under 115 ...	...	...	...	...	...	...	...	...	...	...	...	...	...
	116	Diseases of the Oesophagus ...	...	1	...	...	...	1	...	2	...	...	...	...	4
24	117	Ulcer of the stomach or duodenum ...	...	4	4	1	5	2	4	2	2	3	2	3	35
		(a) Ulcer of the stomach ...	4	4	1	5	2	4	2	2	3	3	2	3	35
		(b) Ulcer of the duodenum ...	...	1	2	...	...	...	1	1	1	...	4	3	11
27	118	Other diseases of the stomach ...	4	5	...	5	3	2	3	3	3	4	4	3	37
25	119-120	Enteritis and Diarrhoea ...	89	79	117	151	170	137	169	160	124	111	106	139	1552
26	121	Appendicitis ...	1	3	...	1	3	1	2	1	...	...	2	3	18
	122a	Hernia ...	3	...	2	2	...	1	2	...	...	2	1	...	13
	122b	Intestinal Obstruction ...	...	...	...	...	...	...	...	...	...	...	...	...	...
		(1) Intussusception ...	...	...	...	1	1	...	1	...	2	1	1	1	9
		(2) Paralytic ileus without stated cause ...	3	2	...	2	...	...	...	...	1	...	2	2	12
		(3) Other or Unspecified forms of Intestinal obstruction ...	3	6	2	5	3	2	4	5	5	4	5	4	48
	123	Other Diseases of the intestines ...	2	3	2	2	4	1	1	3	3	2	...	...	25
27	124	Cirrhosis of Liver ...	21	15	18	27	21	29	19	23	24	18	23	22	260
	125A	Acute yellow atrophy (not associated with pregnancy) ...	...	...	...	...	...	1	1	...	...	1	...	1	4
	125B	Other Diseases of the Liver ...	19	18	20	24	19	24	18	29	17	23	25	21	257
	126	Biliary Calculi ...	1	...	...	...	...	...	...	...	...	...	...	...	1
	127	Other Diseases of the Gall Bladder and Bile Ducts ...	...	...	2	1	...	1	1	1	...	...	1	...	6
	128	Diseases of the Pancreas (other than diabetes) ...	2	...	...	...	1	1	1	2	...	2	...	1	9
	129	Peritonitis without stated cause ...	7	3	10	11	6	9	8	11	7	7	11	13	103
		<i>X.—Diseases of the Urinary and Genital System. (Not Venereal or connected with Pregnancy or the Puerperium)</i>													
28	130	Acute Nephritis ...	2	3	2	1	2	...	9	1	1	1	1	1	24
	131	Chronic Nephritis ...	1	...	1	...	...	...	...	...	...	...	1	1	4
	132	Nephritis not stated to be Acute or Chronic ...	28	34	19	28	30	15	34	28	23	46	31	21	337
	133	Other Diseases of the Kidney and Ureters ...	3	...	2	4	5	4	6	3	3	3	3	3	39
	134	Calculi of the Urinary Passages ...	...	...	...	1	...	...	...	...	...	...	1	2	4
	135A	Cystitis ...	2	...	...	2	1	1	...	1	...	...	1	1	9
	135B	Other Diseases of the Bladder ...	...	...	...	...	1	1	...	...	...	...	...	2	4
36	136A	Stricture of Urethra ...	...	...	...	...	1	1	...	...	...	...	...	1	1
	136B	Other Diseases of the Urethra, etc. ...	...	...	...	1	...	...	...	...	...	...	1	1	3
	137	Diseases of the Prostate ...	2	...	2	...	2	...	3	2	1	...	...	...	12
	138	Diseases of other male genital organs ...	...	...	...	...	1	...	...	2	...	...	...	...	3
	139	Diseases of female genital organs— (a) Diseases of the ovary, fallopian tube and Parametria ...	...	...	...	...	...	...	...	...	...	...	...	...	...
		(b) Diseases of Uterus ...	...	1	...	...	...	...	...	...	1	1	1	1	5
		(c) Diseases of the breast ...	...	...	...	...	...	...	1	...	1	...	...	...	2
		(d) Other Diseases of the female genital organs ...	...	...	...	...	...	...	...	...	...	...	...	...	...
		<i>XI.—Diseases of Pregnancy, Child-Birth and the Puerperal State.</i>													
29	140	Post-abortion Sepsis ...	...	1	1	1	1	1	...	...	...	...	...	1	6
	141	Abortion without mention of septic conditions ...	...	...	1	...	...	1	...	...	...	...	...	1	2
	142	Ectopic Gestation ...	...	...	1	...	...	...	...	...	...	1	...	1	3
30	143	Haemorrhage of Pregnancy ...	...	...	1	...	1	...	...	...	...	...	1	1	4
	144	Toxaemia of Pregnancy ...	2	2	2	...	1	1	...	...	3	...	1	1	13
	145	Other Diseases and Accidents of Pregnancy ...	...	...	1	...	1	1	...	1	...	1	1	1	7



TABLE 19--(Contd.)

## DEATHS BY CAUSES.

Classification No.		SPECIFIC CAUSES OF DEATH.	Jan.	Feb.	Mar.	April	May	June	July	Aug.	Sep.	Oct.	Nov.	Dec.	TOTAL.
Short List.	Detailed List.														
		<i>XI.—Diseases of Pregnancy, child-birth and the Puerperal State.—Contd.</i>													
	146	Haemorrhage of child birth and Puerperium	...	...	...	...	...	...	...	...	...	...	...	...	...
30		(a) Placenta Praevia (with child-birth) ...	...	...	...	...	1	...	...	...	...	1	...	...	2
		(b) Premature separation of Placenta (with child birth).	...	1	...	...	...	...	...	...	...	...	...	...	1
		(c) Other Haemorrhages of child birth ...	3	1	1	2	3	1	4	1	5	1	5	2	29
29	147	(d) Other Haemorrhages after child birth	3	2	2	2	2	4	3	1	4	2	1	2	28
	147	Infection during child birth and the Puerperium	...	...	...	...	...	...	...	...	...	...	...	...	...
	148	Puerperal Toxaemia—	...	...	...	...	...	...	...	...	...	...	...	...	...
		(a) Puerperal eclampsia	...	...	...	...	...	...	...	...	...	...	...	...	...
		(b) Puerperal Albuminuria and Nephritis	...	...	...	...	...	...	...	...	...	...	...	...	...
30		(c) Acute yellow atrophy of liver (Post-Partum)	...	...	...	...	...	...	...	...	...	...	...	...	...
	149	Other accidents of child birth	...	1	...	...	1	1	...	...	...	1	1	1	6
	150	Other or Unspecified conditions of child birth and Puerperal state	...	...	1	...	...	1	...	...	...	...	...	...	2
		<i>XII.—Diseases of the Skin and Cellular Tissue</i>													
	151	Carbuncle, Boils	...	...	...	...	1	...	...	...	...	1	...	...	2
	152	Cellulitis, Acute Abscess	2	...	1	2	...	2	1	1	1	1	...	...	11
	153	Other Diseases of the Skin and Cellular Tissues	2	1	1	4	...	2	2	4	2	4	5	4	31
36		<i>XIII.—Diseases of the Bones and Organs of Movements</i>													
	154	Osteomyelitis and Periostitis	...	...	...	...	1	1	2	...	...	...	...	...	4
	155	Other diseases of the bones	...	...	...	...	1	...	...	...	...	...	...	...	1
	156	Diseases of the joints and other organs of movements	...	...	1	1	1	...	...	...	...	1	...	...	4
		<i>XIV.—Congenital Malformation</i>													
32	157	Congenital Malformations	15	8	11	11	6	9	13	6	7	18	14	17	135
		<i>XV.—Diseases peculiar to the First Year of Life</i>													
32	158	Congenital Debility	111	63	79	85	85	87	126	129	118	130	93	105	1,211
1	159	Premature Birth	133	139	116	127	148	144	198	200	207	184	138	146	1,880
	160	Injury at Birth	3	7	6	4	6	3	10	6	7	10	7	10	79
	161	Other diseases peculiar to the first year of life—	...	...	...	...	...	...	...	...	...	...	...	...	...
		(a) Asphyxia during or after birth, Atelectasis.	27	21	18	19	17	22	20	31	32	31	26	24	288
32		(b) Intoxication due to maternal toxaemia, Antenatal toxaemia.	...	...	...	...	...	...	...	...	...	...	...	...	...
		(c) Infections of the New born	6	7	3	2	4	2	7	5	10	9	11	19	85
		(1) Infections of the Umbilicus	1	...	...	...	...	...	...	...	...	...	...	...	1
		(2) Pemphigus neonatorum	...	...	...	...	...	...	...	...	...	...	...	...	...
		(3) Other or unspecified infections included under 161 (c).	...	...	...	...	...	...	...	...	...	...	...	...	...
		(d) Other specified diseases included under 161	1	...	...	...	...	...	...	1	...	2	2	1	7
		<i>XVI.—Senility, Old age</i>													
	162A	Old age	18	12	14	19	13	19	11	19	18	22	19	6	190
	162B	Senility with mention of senile dementia	...	...	...	...	...	...	...	...	...	...	...	...	...
	162C	Senility without mention of senile dementia	214	186	230	207	238	175	171	223	226	256	213	249	2,588
		<i>XVII.—Deaths from Violence Suicide (163-164)</i>													
	163	Suicide by Poisoning	...	...	...	...	...	...	...	...	...	...	...	...	...
		(a) Suicide by solid or liquid toxic or corrosive substances.	...	...	...	...	...	...	...	...	...	...	...	...	...
		(1) By Corrosive substances	...	...	...	...	...	...	...	...	...	...	...	...	...
		(2) By analgesic and narcotic drugs	...	...	...	...	...	...	...	...	...	...	...	...	...
		(3) By Soporific drugs	...	...	...	...	...	...	...	...	...	...	...	...	...
		(4) By other solid or liquid poisons	...	...	...	...	...	...	...	...	...	...	...	...	...
		(b) Suicide by poisonous gas	...	...	...	...	...	...	...	...	...	...	...	...	...
		(1) By Coal gas	...	...	...	...	...	...	...	...	...	...	...	...	...
		(2) By motor exhaust gases	...	...	...	...	...	...	...	...	...	...	...	...	...
		(3) By other poisonous gas	...	...	...	...	...	...	...	...	...	...	...	...	...
33	164	Other forms of suicide—	...	2	...	...	...	2	1	...	...	...	2	1	8
		(a) Suicide by hanging or strangulation	...	2	...	...	...	2	1	...	...	...	2	1	8
		(b) Suicide by drowning	...	...	...	...	...	...	...	...	...	...	...	...	...
		(c) Suicide by fire arms and explosives	...	...	...	...	...	...	...	...	...	...	...	...	...
		(d) Suicide by cutting or piercing instruments.	...	...	...	...	...	...	...	...	...	...	...	...	...
		(e) Suicide by Jumping from high places.	...	...	...	...	...	...	...	...	...	...	...	...	...
		(f) Suicide by crushing	...	...	...	...	...	...	...	...	...	...	...	...	...
		(g) Suicide by other or Unspecified means.	...	...	...	...	...	...	...	...	...	...	...	...	...
		<i>Homicide (165-168)</i>													
	165	Infanticide (Infants under 1 year)	...	...	...	...	...	...	...	...	...	...	...	...	...
	166	Homicide by Firearms	...	...	...	...	...	...	...	5	2	1	...	...	0
35	167	Homicide by cutting or piercing instruments.	1	2	...	6	2	...	...	5	2	1	1	...	5
	168	Homicide by other or Unspecified means	...	...	...	...	3	...	...	...	2	...	...	...	...

TABLE 19—(Contd.)  
DEATHS BY CAUSES.

Classification No.		SPECIFIC CAUSES OF DEATH.	Jan.	Feb.	Mar.	April	May	June	July	Aug.	Sep.	Oct.	Nov.	Dec.	TOTAL
Short List	Detailed List.														
		<i>Homicide</i>													
35		Accidental Deaths (or deaths not known to be due to suicide or Homicide (169-195), and other violent deaths (196-198).													
	169	Railway accidents (any cause of death except war.)	20	42	25	28	29	34	27	29	39	27	32	21	353
34	170	Motor Vehicle Accidents (any cause of death except war.)													
		(a) Collisions with train													
		(b) Collisions with tram													
		(c) Other accidents included under 170	6	11	13	14	3	14	3	5	7	5	1	8	90
	171	Other Road Transport Accidents (any cause of death except war.)													
		(a) Tramway accidents on roads													
		(b) Other accidents included under 171										1			1
	172	Water Transport accidents (any cause of death except war.)													
	173	Air Transport Accidents (any cause of death except war.)													
	175	Agricultural and Forestry Accidents (any cause of death except war.)													
		(b)(2) By other animals													
	176	Accidents caused by Machinery (any cause of death.)													
	177	Food Poisoning													
	178	Accidental Absorption of Poisonous gas—													
35		(a) Carbon Monoxide													
		(d) Accidental absorption of any other irrespirable or poisonous gas included in 178													
	179	Other acute Accidental poisoning (not by gas)													
		(a) Salvarsan and other organic preparations of arsenic.													
		(b) Other acute Accidental poisoning not by gas included in 179.	5	7	5	8	5	6	6	5	4	5	2		58
	180	Conflagration													
	181	Accidental Burns (conflagration excepted)	28	25	28	27	18	11	18	18	20	28	20	22	263
	182	Accidental Mechanical Suffocation				2		3	1		2	2		3	13
	183	Accidental drowning	2		5	8	14	8	5	4	5	1	9	1	62
	184	Accidental Injury by Firearms													
	185	Accidental Injury by cutting or piercing instruments													
	186	Accidental Injury by fall, crushing, land slides, etc.	32	19	24	17	18	21	24	14	24	26	36	24	279
	187	Cataclysm (any cause of death)													
	188	Injury by animals (Poisoning by Venomous animals excepted)													
	191	Excessive Heat						1							1
	192	Lighting	1												1
	193	Other Accidents due to Electric Currents	1	3	1	1	3	1	1	1	3	1	1		17
	194	Attack by Venomous Animals—													
		(a) Hydrophobia	4	2	1	3	3	2	2	2			1	3	24
		(b) Snake Bites	1										1		2
		(c) Attack by Venomous animals included in 194													
	195	Other Accidents—													
		(a) (1) Vaccinia			1							1			2
		(2) Other Sequelae of Vaccination against Small-pox				2						1			3
		(b) Other accidents due to medical or surgical intervention—													
		(1) Anaesthetic accidents	1	2	7	3	6					2		1	22
		(2) Other accidents included under 195 (b)													
		(c) Lack of care of the New born													
		(d) Other and Unspecified accidents under 195.	23	19	25	39	24	44	31	22	32	36	39	30	364
	196	Deaths of persons in Military Service during operations of war—													
		(b) From wounds													
		(c) From other or unspecified causes													
	198	Legal Executions													
		<i>XVIII.—ILL-Defined causes of Deaths</i>													
	199	Sudden Death	1												1
36	200	Causes of Death unstated or Ill-defined													
		(a) Ill-defined Causes—													
		(1) Heart failure	41	27	32	27	80	26	25	19	25	29	39	38	408
		(2) Other ill-defined causes	26	28	28	41	54	50	24	32	23	26	29	36	397
		(b) Found, dead, Cause unknown													
		(c) Other deaths from Unknown or Unspecified cause	7	9	9	10	9	7	5	7	8	10	2	5	88
	200:2(a)	Fever not defined	4	5	9	8	6	14	13	6	5	11	7	5	93
		TOTAL	2,151	2,023	2,123	2,385	2,766	2,242	2,462	2,479	2,502	2,467	2,304	2,623	28,527

TABLE 21  
DEATHS BY SECTIONS AND AGE-PERIOD IN 1959

1 Name of Sections.	2 Under 1 year.	3 1 to 5 years.	4 5 to 10 years.	5 10 to 15 years.	6 15 to 20 years.	7 20 to 30 years.	8 30 to 40 years.	9 40 to 50 years.	10 50 to 60 years.	11 60 years and over.	12 Age un-specified.	13 TOTAL DEATHS			14 No. of deaths among males to 100 deaths among females.	15 Ratio of deaths per 1,000 of population.	
												Males.	Females.	Persons.		1951	Mean during the previous 5 years.
Upper Colaba	24	20	4	3	4	12	6	4	7	10	...	56	38	94	147	6.84	4.29
Middle and Lower Calaba	122	37	11	5	4	31	31	42	59	163	...	281	224	505	125	12.89	13.32
Fort Northern	19	3	...	2	2	5	2	5	7	21	...	41	25	66	164	3.91	2.73
Fort Southern	90	30	10	8	13	24	31	39	51	105	...	245	156	401	157	10.94	14.59
Esplanade	121	51	20	9	23	47	64	64	76	141	...	417	199	616	210	14.74	13.85
Mandvi	84	34	14	9	11	31	33	37	31	65	...	220	129	349	171	9.58	11.31
Chakla	56	22	4	4	7	16	9	27	26	66	...	135	102	237	132	8.05	8.90
Umarkhadi	189	57	19	7	17	58	60	57	82	179	...	421	304	725	138	9.00	10.06
Dongri	76	29	5	4	6	31	21	28	23	68	...	169	122	291	139	8.94	14.56
Khara Talao	75	26	5	5	3	21	17	34	28	166	...	217	103	320	211	9.95	12.25
Kumbharwada	113	60	13	6	14	33	31	36	60	113	...	273	206	479	133	10.71	11.09
Bhuleswar	133	51	14	4	16	37	32	51	62	167	...	325	242	567	134	9.60	11.08
Market	97	43	10	7	11	25	32	37	43	142	...	258	189	447	137	8.12	8.30
Dhobi Talao	154	75	18	13	14	45	35	50	99	220	...	421	302	723	139	10.37	11.95
Fanaswadi	95	43	12	13	19	31	26	59	51	155	...	286	218	504	131	8.84	9.38
Khetwadi	169	54	23	8	12	62	53	68	94	255	...	444	354	798	125	11.38	11.88
Tardeo	173	98	15	9	16	28	43	44	69	169	...	381	285	666	134	12.94	12.86
Girgaum	123	53	16	8	8	36	23	44	80	207	...	352	246	598	143	8.55	10.02
Choupati	44	12	3	7	5	13	15	22	38	106	...	149	116	265	128	7.87	7.39
Walkeshwar	62	28	8	8	7	16	20	18	36	132	...	187	148	335	126	8.51	8.15
Mahalakshmi	197	124	17	8	17	54	44	54	99	298	...	532	380	912	140	14.90	16.03
Mazgaon	224	92	15	9	11	52	56	61	68	156	...	446	298	744	150	13.69	16.62
Tarwadi	174	66	20	6	9	37	37	49	66	162	...	348	278	626	125	10.60	12.01
1st Nagpada	65	31	3	2	4	17	18	14	19	35	...	124	84	208	148	10.07	12.30
2nd Nagpada	240	45	17	26	33	219	257	206	197	334	...	1,124	450	1,574	250	39.96	46.61
Kamathipura	389	144	18	10	22	67	57	61	58	167	...	521	472	993	110	17.30	18.99
Byculla	509	250	47	35	30	142	102	147	162	370	...	1,020	774	1,794	132	12.29	14.27
Parel	452	208	50	22	38	110	133	138	171	344	...	952	714	1,666	133	14.97	14.44
Sewri	354	187	36	18	18	65	67	51	58	141	...	529	466	995	114	15.77	17.08
Naigaum	304	147	31	13	18	59	73	66	95	206	...	562	450	1,012	125	9.54	10.05
Matunga	83	33	15	5	6	21	23	37	62	197	...	272	210	482	129	9.05	8.75
Sion	625	303	53	24	19	131	86	91	103	304	...	932	807	1,739	115	22.52	19.17
Dadar	681	442	84	32	34	124	110	109	120	359	...	1,132	963	2,095	118	14.92	13.35
Mahim	224	109	24	10	10	66	62	91	82	284	...	543	419	962	130	15.01	15.01
Parbhadevi	355	204	45	22	26	96	72	89	82	212	...	605	598	1,203	101	14.74	17.07
Worli	479	232	49	11	16	98	71	97	82	262	...	751	646	1,397	116	14.20	15.73
Chinchpokli	322	191	22	7	20	86	70	78	102	204	...	626	476	1,102	132	7.38	8.71
Love Grove	15	9	2	1	1	2	2	1	1	3	...	13	24	37	54	3.51	3.99
Harbour, Docks, etc.	...	...	...	...	...	...	...	...	...	...	...	...	...	...	...	...	.04
Total	7,711	3,643	772	400	544	2,048	1,924	2,206	2,651	6,628	...	16,310	12,217	28,527	134	12.24	13.08
Average to five years 1954-58	7,910	4,643	950	414	628	2,285	2,075	2,259	2,686	6,632	...	—	—	30,482	—	—	—

Period.	MONTHS.												Total.
	Jan.	Feb.	Mar.	April.	May.	June.	July.	Aug.	Sept.	Oct.	Nov.	Dec.	
1958 ...	2,650	2,623	2,935	2,976	2,626	2,350	2,712	2,661	2,773	2,586	2,250	2,230	31,372
1959 ...	2,151	2,023	2,123	2,385	2,766	2,242	2,462	2,479	2,502	2,467	2,304	2,623	28,527

TABLE 20  
DEATHS BY MONTHS 1958-59

TABLE 22

## DEATHS BY SECTIONS AND MONTHS

Name of Sections.	MONTHS.												Total.
	Jan.	Feb.	March.	April.	May.	June.	July.	August.	Sept.	Oct.	Nov.	Dec.	
Upper Colaba ...	18	8	9	11	2	6	7	8	8	5	6	6	94
Middle and Lower Colaba ...	33	34	36	33	55	40	45	50	50	43	42	44	505
Fort Southern ...	11	11	11	5	5	5	7	2	...	1	2	6	66
Fort Northern ...	35	26	30	21	43	40	33	29	39	40	31	34	401
Esplanade ...	55	48	33	56	62	47	56	54	57	56	43	49	616
Mandvi ...	27	33	24	24	34	45	29	27	26	20	23	37	349
Chakla ...	19	17	22	33	25	17	18	8	17	17	22	22	237
Umerkhandi ...	53	43	67	74	60	57	67	65	57	57	64	61	725
Dongri ...	25	11	30	31	29	24	30	21	18	26	23	23	291
Khara Taleo ...	22	20	28	27	34	23	25	26	20	38	27	30	320
Kumbharwada ...	50	28	37	37	54	36	33	38	43	44	33	46	479
Bhuleshwar ...	41	45	50	54	59	43	41	40	43	44	49	58	567
Market ...	38	38	43	42	47	34	44	26	41	26	37	31	447
Dhobi Taleo ...	61	56	69	60	72	43	53	66	51	68	63	61	723
Fanaswadi ...	30	45	30	51	52	53	36	54	44	40	32	37	504
Khetwadi ...	55	66	67	61	89	64	48	68	79	56	71	74	798
Tardeo ...	58	38	49	58	70	43	33	57	67	67	54	72	666
Girgaum ...	46	39	48	57	57	43	47	52	53	57	41	58	598
Chaupati ...	16	19	27	22	30	16	26	20	23	20	20	26	265
Walkeshwar ...	21	22	24	33	28	23	32	26	31	28	39	28	335
Mahalaxmi ...	73	68	64	83	91	90	71	59	91	73	73	76	912
Mazgaon ...	44	50	50	51	66	54	77	75	70	74	66	67	744
Tarwadi ...	46	34	51	60	50	48	59	48	57	56	45	72	926
1st Nagpada ...	15	15	20	16	10	18	22	16	16	28	12	20	208
2nd Nagpada ...	108	132	102	119	149	125	126	141	149	127	142	154	1,574
Kamathipura ...	62	68	63	65	109	80	66	84	96	97	98	105	993
Byculla ...	152	120	142	168	189	139	161	158	171	145	111	138	1,794
Parel ...	147	106	117	151	172	119	153	142	136	147	139	137	1,666
Sewri ...	84	81	67	77	87	76	102	82	91	76	84	88	995
Naigaum ...	89	73	84	77	83	62	90	106	86	77	80	105	1,012
Matunga ...	37	37	32	37	54	47	38	52	31	37	36	44	482
Sion ...	105	118	119	124	177	141	165	186	153	143	138	170	1,739
Dadar ...	141	143	138	176	227	143	184	160	194	181	175	233	2,095
Mahim ...	84	86	82	84	76	79	79	82	65	88	72	85	962
Parbhadevi ...	82	66	97	96	111	101	108	128	100	114	104	96	1,203
Worli ...	103	102	80	118	107	119	138	119	138	134	117	122	1,397
Chinchpokli ...	65	75	78	90	95	96	109	101	85	115	88	105	1,102
Love Grove ...	...	2	3	3	6	3	4	3	6	2	2	3	37
Harbour, Docks etc. ...	...	...	...	...	...	...	...	...	...	...	...	...	...
<b>TOTAL</b> ...	<b>2,151</b>	<b>2,023</b>	<b>2,123</b>	<b>2,385</b>	<b>2,766</b>	<b>2,242</b>	<b>2,462</b>	<b>2,479</b>	<b>2,502</b>	<b>2,467</b>	<b>2,304</b>	<b>2,623</b>	<b>28,527</b>

TABLE  
DEATHS BY

Classification Number	1	2	3	4	5	6	7	8	9	10	11	12	13 M	13 F	14	15	16	17	18	19	20	21	22	23
Sections.	Typhoid and Para-Typhoid Fever (1-2)	Cerebro-Spinal Fever (3)	Scarlet Fever (8)	Whooping Cough (9)	Diphtheria (10)	Tuberculosis of Respiratory System (13)	Other forms of Tuberculosis (14-22)	Syphilitic disease (30)	Influenza (33)	Measles (35)	Acute Poliomyelitis & Polio Encephalitis (36)	Acute infectious Encephalitis (37)	Cancer of buccal cavity or Oesophagus (45, 46A) males, 46B females (45-55)	Cancer of uterus (48)	Cancer of Stomach and duodenum (46a)	Cancer of breast (50)	Cancer of all other sites (45-46A females, 46a-b, 47, 49 51-55)	Diabetes (61)	Intra-Cranial Vascular Lesions (63)	Heart Disease (90-95)	Other diseases of circulatory System (96-103)	Bronchitis (106)	Pneumonia (107-109)	Other Respiratory diseases (104, 105, 110-114)
Upper Colaba ...	7	...	...	...	1	4	4	...	...	...	...	...	...	...	1	...	...	...	1	7	3	...	12	1
Middle & Lower Colaba Fort, Southern ...	3	...	...	...	...	21	8	3	...	...	1	2	1	3	1	...	15	5	12	77	11	...	62	10
Fort, Northern ...	3	...	...	...	...	1	1	...	...	...	1	...	...	...	...	...	4	...	4	5	2	1	16	1
Esplanade ...	5	...	...	...	1	81	13	2	1	...	1	1	4	2	5	3	18	7	6	61	10	6	66	9
Mandvi ...	5	...	...	1	1	21	10	1	1	...	...	...	7	...	1	...	7	1	3	35	8	2	42	7
Chukla ...	2	...	...	...	...	21	6	1	...	...	1	...	1	3	2	...	11	3	8	17	4	1	39	1
Umakhadi ...	6	...	...	2	2	53	17	...	1	2	...	1	3	...	5	...	15	2	16	57	12	9	101	27
Dongri ...	2	...	...	...	2	31	7	...	...	1	...	1	3	2	1	1	10	4	5	22	...	2	46	2
Khara Talao ...	3	...	...	...	...	24	8	1	...	...	1	...	1	...	1	...	3	...	8	32	6	4	48	11
Kumbharwada ...	10	...	...	1	...	26	17	...	...	2	...	...	3	...	1	...	12	3	3	23	12	3	65	15
Bhuleshwar ...	4	...	...	...	1	43	17	2	3	...	...	1	6	1	1	1	19	5	14	63	10	7	86	16
Market ...	5	...	...	1	2	18	14	...	...	4	...	...	5	...	1	4	21	4	8	53	7	6	62	19
Dhobi Talao ...	8	...	...	...	2	34	16	...	2	2	2	...	2	...	4	3	33	6	21	69	23	6	99	22
Fanaswadi ...	15	...	...	...	1	26	13	...	2	1	...	1	...	2	2	1	21	7	17	40	17	4	46	24
Khetwadi ...	1	...	...	1	3	61	21	2	...	4	...	...	7	3	3	1	32	4	29	79	15	7	111	30
Tardeo ...	1	...	...	...	...	25	11	3	2	1	...	...	6	2	1	1	21	7	15	47	5	13	104	12
Girgaum ...	4	...	...	1	3	32	19	1	1	1	...	...	5	2	3	1	25	10	15	49	14	3	56	32
Chaupati ...	2	...	...	...	...	19	9	...	1	...	...	...	2	1	2	2	8	6	7	44	4	2	24	6
Walkeshwar ...	3	...	...	...	...	12	1	...	1	...	1	...	4	2	2	4	13	9	7	45	2	3	58	8
Mahalakshmi ...	7	...	...	...	2	39	19	...	1	5	1	2	3	3	6	3	36	12	13	105	15	6	138	28
Mazgaon ...	3	...	...	...	2	45	13	1	...	3	...	...	1	2	2	...	16	...	12	37	8	8	184	17
Tarwadi ...	1	...	...	1	6	29	14	2	...	1	...	...	3	...	3	...	13	3	12	45	10	5	139	9
1st Nagpada ...	2	...	...	...	...	13	5	...	...	1	...	...	1	...	1	...	1	2	3	11	3	...	45	2
2nd Nagpada ...	7	...	...	2	4	418	24	5	...	1	...	...	7	3	4	...	12	2	14	74	17	8	127	24
Kamathipura ...	2	...	...	...	2	51	28	23	...	3	...	...	3	2	2	...	9	...	9	35	4	4	204	20
Byculla ...	15	...	...	1	21	73	36	4	1	11	1	1	6	3	5	1	36	4	23	88	14	39	325	30
Parel ...	8	...	...	1	5	71	39	3	1	7	3	...	14	2	15	2	51	9	30	102	23	15	234	31
Sewri ...	2	...	...	...	4	32	26	1	1	1	...	2	3	3	...	...	12	...	12	22	8	3	206	7
Naigaum ...	5	1	...	...	1	48	34	5	2	4	2	...	1	...	5	3	18	7	19	44	6	5	142	21
Matunga ...	7	...	...	...	1	23	7	1	1	1	...	...	2	1	2	1	19	9	21	58	11	7	52	15
Sion ...	9	...	...	...	3	53	22	4	...	4	2	...	6	4	4	2	24	8	25	55	26	9	304	21
Dadar ...	13	...	...	1	8	50	24	2	1	4	...	...	6	5	4	1	27	8	30	68	15	9	558	28
Mahim ...	6	...	...	2	3	40	16	2	...	2	1	1	3	3	9	2	20	14	20	73	16	5	159	23
Parbhadevi ...	9	...	...	1	3	35	31	4	...	7	...	...	1	4	3	1	22	1	20	50	7	6	254	13
Worli ...	13	...	...	...	3	49	26	5	...	4	4	...	2	5	1	1	13	3	9	40	9	4	289	29
Chinchpokli ...	14	...	...	...	4	40	31	...	...	7	1	...	6	2	1	...	20	1	10	40	9	6	220	20
Love Grove Harbour, Docks etc.	...	...	...	...	...	...	1	...	...	...	...	...	...	...	...	...	...	...	...	1	...	2	16	1
Total	212	1	...	16	91	1685	621	78	24	85	24	13	138	66	105	41	650	169	491	1819	374	226	4790	604

SECTIONS AND CAUSES

													36												
24	25	26	27	28	29	30	31	32	33	34	35	OTHER DEFINED DISEASES											Still-born.	TOTAL.	
Ulceration of stomach or duodenum (117)	Diarrhoea (119, 120)	Appendicitis (121)	Other Digestive Diseases (115, 116, 118, 122-129)	Nephritis (130-132)	Puerperal and Post abortive Sepsis (140, 147)	Other Maternal Causes (141-146, 148-150)	Premature birth (159)	Congenital malformation, birth injury (157, 158, 160, 161)	Suicide (163, 164)	Road traffic accidents (170-171)	Other Violent Causes (165-169, 172-198)	A	B	C	D	E	F	G	H	J	K	L			M
												Small-pox (34)	Plague (3)	Kala-azar (29)	Malaria (28A)	Ague and Remittent fever (28B)	Relapsing fever (31)	Fever not Defined (200-2a)	Cholera (4)	Dysentery (27)	Leprosy (23)	Senility and old age (62)	All other causes		
...	7	...	6	2	...	1	9	3	...	...	7	2	...	...	...	...	...	...	...	...	...	5	11	17	94
1	24	...	21	9	1	...	38	23	...	3	22	...	...	...	1	...	...	...	...	7	...	41	79	54	505
...	2	...	3	3	...	...	3	4	...	...	6	1	...	...	...	...	...	1	...	...	...	3	4	7	66
1	20	1	10	7	...	...	22	20	1	1	22	1	...	...	...	1	...	1	...	4	...	13	71	43	401
3	28	...	29	11	2	1	34	27	...	1	31	2	...	...	...	...	...	...	3	...	22	120	57	616	
1	19	1	15	6	...	1	17	12	1	3	32	3	...	...	...	...	...	2	...	2	1	12	68	36	349
1	16	...	6	...	...	...	10	10	...	...	11	2	...	...	...	...	...	...	1	1	...	15	44	28	237
3	45	1	18	11	...	3	40	38	...	1	47	5	...	...	...	...	...	2	...	4	...	80	96	101	725
...	15	...	5	2	...	1	16	23	1	1	23	1	...	...	...	...	...	...	2	...	...	31	28	29	291
1	14	...	9	3	...	3	21	12	...	...	11	...	...	...	...	...	...	...	2	...	...	27	66	35	320
...	20	...	14	4	...	1	27	18	...	1	29	...	...	...	...	...	...	3	...	3	...	57	106	41	479
...	30	2	18	7	...	1	25	14	...	2	20	...	...	...	...	...	...	5	...	7	...	42	94	60	567
1	26	...	16	14	...	1	23	17	...	...	18	1	...	...	...	...	...	2	...	3	...	23	68	38	447
4	52	...	29	17	...	2	37	28	...	...	38	2	...	...	...	...	...	3	...	7	...	61	89	58	723
1	22	1	28	8	1	1	31	17	1	1	18	...	...	...	...	...	...	4	...	3	...	37	90	55	504
3	42	1	29	24	3	2	53	30	...	3	38	...	...	...	1	...	...	8	...	1	...	47	99	84	798
...	44	...	17	11	...	1	52	35	...	2	19	1	...	...	...	...	...	...	2	...	...	68	137	71	666
1	36	3	30	21	...	2	40	25	...	1	23	...	...	...	...	...	...	2	...	4	...	39	94	57	598
2	17	...	6	10	...	...	15	4	...	1	10	...	...	...	...	...	...	2	...	3	...	12	44	31	265
...	15	...	9	20	...	1	12	19	...	7	11	...	...	...	...	...	...	3	...	1	...	25	37	28	335
2	55	...	23	23	...	2	50	52	...	3	38	...	...	...	...	...	...	9	...	3	...	83	125	90	912
1	29	1	16	10	...	1	56	45	...	4	32	2	...	...	...	...	...	3	...	5	...	87	98	78	744
...	25	3	17	9	...	1	44	32	...	4	19	1	...	...	1	...	...	2	...	3	...	59	110	84	626
...	9	...	5	1	...	...	15	7	...	...	13	1	...	...	...	...	...	...	2	...	...	21	44	14	208
2	38	...	35	5	4	1	37	40	2	19	323	...	...	...	...	...	...	1	...	6	2	69	237	125	1,574
1	92	...	21	6	1	3	72	81	...	1	25	2	...	...	...	...	...	5	...	8	...	112	162	101	993
7	99	...	53	9	2	7	127	100	1	4	81	21	...	1	...	...	...	10	...	8	1	226	299	195	1,794
3	79	...	57	18	4	4	101	114	...	5	80	9	...	1	1	...	...	2	...	5	...	182	335	178	1,666
...	44	...	24	1	1	4	53	162	1	4	38	...	...	...	...	1	...	...	2	...	...	119	196	111	995
...	48	...	29	10	...	2	76	84	...	4	32	2	...	...	...	...	...	4	...	1	...	135	212	118	1,012
...	20	...	16	23	...	1	26	19	...	1	19	3	...	...	...	...	...	2	...	1	3	35	74	46	482
...	132	1	38	14	2	3	133	238	...	5	78	15	...	...	...	8	...	7	...	16	40	134	290	158	1,739
3	140	1	35	12	2	3	172	159	...	1	77	14	...	...	...	...	...	4	...	21	1	227	361	158	2,095
1	38	1	30	15	5	3	49	54	...	2	44	4	...	...	...	...	...	2	...	5	...	128	161	86	962
1	65	...	28	4	1	6	95	78	...	...	46	6	...	...	...	...	...	2	...	4	...	156	239	143	1,203
1	89	...	20	10	2	4	161	100	...	2	60	9	...	...	...	...	...	1	...	6	...	178	245	198	1,397
1	53	1	23	5	3	1	87	58	...	3	49	8	...	...	...	...	...	1	...	5	...	166	206	152	1,102
...	3	...	2	...	...	1	1	4	...	...	...	...	...	...	...	...	...	...	...	...	...	1	4	3	37
46	1552	18	790	365	34	69	1880	1806	8	90	1490	118	...	2	2	12	...	93	...	160	48	2778	4,843	2,968	28,527
24	25	26	27	28	29	30	31	32	33	34	35	A	B	C	D	E	F	G	H	J	K	L	M	Total.	

TABLE 24

INFANT MORTALITY—  
BOMBAY BORN AND OUT BORN CHILDREN

	Born in Bombay.		Born out of Bombay.	Deaths under 1 year of age.
	Births Registered.			
	Before death.	After death.		
Total	3,977	2,858	876	7,711
Percentage	51.5	37.1	11.4	100.0

TABLE 25

INFANT DEATHS FROM PRINCIPAL CAUSES BY AGE-GROUPS, EXPRESSED AS PERCENTAGES OF THE TOTAL INFANT DEATHS.

Age-Period.	Small-pox.	Measles.	Malarial fever.	Ague and Remittent Fever and fever not defined.	Diarrhoea and Enteritis.	Dysentery.	Infantile Debility and Malformation including premature births.	Diseases of the Respiratory system.	Convulsions.	Polio-myelitis.	Other causes.	All causes.
Under 7 days.	...	...	...	0.2	0.5	...	86.5	5.2	2.1	...	5.5	100.0
1 to 4 weeks	0.1	...	...	0.1	14.0	0.3	57.3	16.6	1.0	...	10.6	100.0
4 weeks to 6 months.	0.4	0.2	...	0.6	17.9	0.7	19.6	46.5	1.2	...	12.9	100.0
6 to 12 months	0.6	0.9	...	0.7	17.7	0.7	7.8	50.1	0.3	0.2	21.0	100.0
Total percentage for all ages upto 1 year.	0.3	0.3	...	0.4	11.1	0.4	46.8	27.6	1.4	0.1	11.7	100.0

TABLE 26

DEATHS AMONG INFANTS FROM PRINCIPAL CAUSES BY AGE-PERIODS

Age period	Small-pox.	Measles.	Malarial fever.	Ague and Remittent Fever and fever not defined.	Diarrhoea and Enteritis.	Dysentery.	Infantile Debility and Malformation and premature birth.	Diseases of the Respiratory system.	Convulsions.	Polio-myelitis.	Other causes.	All causes.	Percentage to the total infant deaths.
Up to 7 days.	..	1	...	5	12	...	2,326	139	56	...	149	2,688	34.8
1 to 4 weeks	2	...	...	2	187	4	753	221	13	...	142	1,334	17.3
Total under 4 weeks.	2	1	...	7	199	4	3,089	360	69	...	291	4,022	52.1
4 weeks to 6 months.	8	4	...	11	363	15	397	942	24	...	262	2,026	26.3
6 to 12 months	10	15	...	12	295	11	129	833	5	4	349	1,663	21.6
Total	20	20	...	30	857	30	3,615	2,135	98	4	902	7,711	100.0

TABLE 27

## INFANT MORTALITY FROM PRINCIPAL CAUSES FROM (1954-59)

Causes of Death.	1954.	1955.	1956.	1957.	1958.	Annual Average		Difference between (a) and (b)
						1954 to 1958. (a)	1959. (b)	
Poliomyelitis ... ..	8	3	5	5	5	5	4	- 1
Small-pox ... ..	160	9	7	80	120	75	20	- 55
Measles ... ..	59	14	13	68	84	48	20	- 28
Malarial Fever ... ..	1	...	...	...	...	...	...	...
Ague and Remittent Fever and Fever not defined.	69	52	27	38	45	46	31	- 15
Diarrhoea and Enteritis ... ..	659	736	713	681	857	729	857	+ 128
Dysentery ... ..	26	29	10	28	25	24	30	+ 6
Infantile Debility & Malformation including Premature Birth.	4,009	3,718	3,543	3,508	3,566	3,369	3,615	+ 246
Diseases of the Respiratory system.	2,545	2,232	1,878	2,241	2,483	2,776	2,135	- 141
Convulsions ... ..	122	139	126	84	106	115	98	- 17
All Causes ... ..	8,534	7,897	7,152	7,820	8,153	7,912	7,711	- 200

TABLE 28.

## NEONATAL DEATH RATES.

Years.	Births.	Neonatal Deaths.	Rate.
1947 ...	50,833	3,599	70.8
1948 ...	54,629	3,970	72.7
1949 ...	58,081	4,390	75.6
1950 ...	60,597	4,460	73.6
1951 ...	65,679	4,626	70.4
1952 ...	66,125	4,417	66.8
1953 ...	62,726	4,055	64.6
1954 ...	63,072	3,953	62.7
1955 ...	66,575	4,054	60.9
1956 ...	64,835	3,686	56.2
1957 ...	64,526	3,671	56.9
1958 ...	67,069	4,218	62.9
1959 ...	74,391	4,022	54.1

TABLE 29  
INFANT DEATHS AND OTHER DEATHS.

Age-period.	MONTHS.												
	Jan.	Feb.	Mar.	April	May	June	July	Aug.	Sept.	Oct.	Nov.	Dec.	Total.
Under 1 year.	539	487	519	601	727	613	747	761	750	715	601	651	7,711
1 year and upwards.	1,612	1,536	1,604	1,784	2,039	1,629	1,715	1,718	1,752	1,752	1,703	1,972	20,816



TABLE 30

## DEATHS AMONG INFANTS BY CAUSES, MONTHS AND AGES.

Causes of Deaths.	Total.	MONTHS.												AGES.			
		Jan.	Feb.	Mar.	April	May	June	July	Aug.	Sept.	Oct.	Nov.	Dec.	Under 1 week.	1 to 4 weeks.	4 weeks to 6 months.	6 to 12 months.
36 Poliomyelitis ...	4	1	...	...	...	1	...	...	...	...	1	1	...	...	...	...	4
28a Malaria ...	...	...	...	...	...	...	...	...	...	...	...	...	...	...	...	...	...
28b Ague and Remittent Fever ...	...	...	...	...	...	...	...	...	...	...	...	...	...	...	...	...	...
34 Small-pox ...	20	2	2	4	4	4	1	1	...	...	...	1	1	...	2	8	10
35 Measles ...	20	...	2	4	3	2	2	2	1	2	...	1	1	1	...	4	14
8 Scarlet Fever ...	...	...	...	...	...	...	...	...	...	...	...	...	...	...	...	...	...
9 Whooping Cough ...	7	...	1	2	2	1	...	...	...	...	...	...	1	...	...	5	2
10 Diphtheria ...	20	...	3	2	1	1	2	...	1	1	2	5	2	...	...	4	16
33 Influenza ...	6	...	...	...	...	3	...	...	1	1	...	...	...	...	1	1	4
4 Cholera ...	...	...	...	...	...	...	...	...	...	...	...	...	...	...	...	...	...
27 Dysentery ...	30	1	1	4	...	5	5	5	2	4	1	2	...	...	4	15	18
3 Plague ...	...	...	...	...	...	...	...	...	...	...	...	...	...	...	...	...	...
6 Cerebro-Spinal Fever ...	...	...	...	...	...	...	...	...	...	...	...	...	...	...	...	...	...
13 Tuberculosis of Respiratory system ...	20	1	3	2	1	3	...	2	...	2	2	3	1	...	...	3	17
14-22 Other Tuberculous Diseases ...	92	8	7	8	8	10	2	12	8	8	6	3	12	1	...	24	67
30 Syphilis ...	19	...	1	1	2	...	...	3	2	1	...	4	5	1	7	11	...
70 Rickets ...	137	7	7	8	10	18	12	9	18	14	17	7	10	...	2	36	99
86 Convulsions ...	98	9	6	4	8	14	10	11	8	9	6	8	5	56	13	24	5
106 Bronchitis ...	43	3	3	1	4	8	5	3	4	2	5	1	4	6	7	15	15
107-109 Pneumonia ...	2,075	127	131	141	175	236	171	200	207	195	158	162	172	131	213	921	810
104, 105, 110-114 Other Respiratory Diseases ...	17	1	1	2	...	3	1	1	3	2	1	2	1	2	1	6	8
118-1 Gastritis ...	...	...	...	...	...	...	...	...	...	...	...	...	...	...	...	...	...
119-120 Diarrhoea and Enteritis ...	857	60	52	72	90	95	82	81	86	51	73	58	57	12	187	363	295
157, 158, 160, 161 Congenital Malformation, Injury at Birth ...	1,335	150	102	111	116	113	121	164	172	172	195	148	170	770	471	365	129
159 Premature-Birth ...	1,880	133	139	116	127	148	144	198	200	207	18	128	145	1,556	292	32	...
161a Atelectasis ...	...	...	...	...	...	...	...	...	...	...	...	...	...	...	...	...	...
200a-2 Suffocation Over-Lying ...	...	...	...	...	...	...	...	...	...	...	...	...	...	...	...	...	...
200-2a Fever not defined ...	30	3	4	3	4	1	2	4	2	1	5	1	...	5	2	11	12
Other Cause ...	...	...	...	...	...	...	...	...	...	...	...	...	...	...	...	...	...
Total ...	7,711	539	487	519	601	727	613	747	761	750	715	601	651	2,688	1,334	2,026	1,663

TABLE 31

## INFANT MORTALITY BY SECTIONS AND MONTHS

Localities Names of Sections.	MONTHS.												TOTAL.
	Jan.	Feb.	March.	April.	May.	June.	July.	August.	Sept.	Oct.	Nov.	Dec.	
Upper Colaba ...	2	1	3	4	2	1	4	1	2	2	2	...	24
Middle and Lower Colaba.	4	10	7	10	11	7	14	14	15	9	11	10	122
Fort, Southern ...	6	1	1	2	2	1	4	...	...	1	...	1	19
Fort, Northern ...	9	5	6	5	5	12	7	6	11	5	8	11	90
Esplanade ...	10	7	7	11	15	12	10	10	8	16	6	9	121
Mandvi ...	4	11	3	9	7	6	6	11	8	2	3	14	84
Chakla ...	5	3	3	6	5	4	7	4	5	5	4	5	56
Umarkhadi ...	10	6	19	17	21	16	20	10	16	19	16	19	189
Dongri ...	8	2	8	5	8	4	12	6	2	5	9	7	76
Khara Talao ...	4	1	8	2	9	4	8	7	7	11	6	8	75
Kumbharwada ...	13	9	8	5	11	7	9	8	14	14	4	11	113
Bhuleshwar ...	5	12	12	14	11	13	12	7	14	10	12	11	133
Market ...	4	7	3	7	14	8	12	6	16	8	8	4	97
Dhobi Talao ...	12	11	11	12	18	10	10	18	11	15	14	12	154
Fanaswadi ...	5	7	5	7	11	10	10	11	9	5	8	7	95
Khetwadi ...	17	12	9	6	25	12	11	13	23	10	12	19	169
Tardeo ...	17	13	9	11	15	15	10	18	15	18	14	18	173
Girgaum ...	12	5	5	9	14	11	14	12	10	15	7	9	123
Chowpati ...	2	2	6	5	2	2	5	6	7	2	3	2	44
Walkeshwar ...	3	5	2	7	2	5	8	7	3	9	5	6	62
Mahalakshmi ...	18	14	15	12	23	19	10	12	24	11	21	18	197
Mazgaon ...	12	11	12	13	13	15	31	22	33	25	21	16	224
Tarwadi ...	12	8	14	21	15	9	23	16	13	15	10	18	174
1st Nagpada ...	3	4	4	5	5	3	10	6	7	9	5	4	65
2nd Nagpada ...	12	19	18	18	22	21	19	21	21	24	20	25	240
Kamathipura...	17	21	23	17	42	33	29	37	44	42	41	43	389
Byculla ...	39	28	41	45	49	39	58	47	48	47	32	36	509
Parel ...	28	32	28	42	46	35	43	47	41	47	29	34	452
Sewri ...	33	30	23	26	33	22	41	36	30	25	30	25	354
Naigaum ...	25	23	26	25	23	17	19	41	26	27	22	30	304
Matunga ...	5	7	6	4	6	11	10	14	8	4	6	2	83
Sion ...	34	41	41	44	67	46	56	87	69	56	42	42	625
Dadar ...	54	35	42	48	70	52	59	65	78	59	55	64	681
Mahim ...	20	18	20	24	14	20	17	22	14	22	18	15	224
Parbhadevi ...	23	13	24	33	25	33	39	46	31	34	31	23	355
Worli ...	32	31	23	44	36	50	56	39	40	54	42	32	479
Chinchpokli ...	20	22	24	23	27	27	32	27	24	32	24	40	322
Love Grove ...	...	...	...	3	3	1	2	1	3	1	...	1	15
Harbour, Docks, etc.	...	...	...	...	...	...	...	...	...	...	...	...	...
<b>TOTAL</b> ...	<b>539</b>	<b>487</b>	<b>519</b>	<b>601</b>	<b>727</b>	<b>613</b>	<b>747</b>	<b>761</b>	<b>750</b>	<b>715</b>	<b>601</b>	<b>651</b>	<b>7,711</b>

TABLE 32

## DEATHS IN PUERPERAL STATE.

No.	Specific Cause of Death.	Number of Deaths.
1	Ante-partum Haemorrhage	4
2	Post-partum Haemorrhage	32
3	Toxaemias (Eclampsia, Hyperemesis, Gravidarum, Acute Yellow Atrophy, Albuminuria)	15
4	Puerperal Sepsis (Septaemia, Septicaemia, Phlegmasis, Albodolens, Coli Infection, etc.)	34
5	Embolism	10
6	Shock during or immediately after delivery	6
7	Other Causes	2
	Total	103

TABLE 33  
CASES OF NOTIFIABLE DISEASES REPORTED, IN 1959

Sections.	2															Total.
	Cholera.	Small-pox.	Plague.	Enteric Fever.	Diphtheria.	Typhus.	Relapsing Fever.	Virus Encephalitis.	Puerperal Fever.	Tuberculosis.	Leprosy.	Influenza & Influenzal Pneumonia.	Cerebro Spinal Meningitis.	Scarlet Fever.	Acute Anterior Poliomyelitis.	
Upper Colaba	...	2	...	78	4	...	...	...	...	6	...	...	...	...	...	90
Middle and Lower Colaba	...	6	...	41	47	...	...	...	...	28	...	...	...	...	1	123
Fort, Southern	...	...	...	25	23	...	...	...	...	1	...	...	...	...	...	49
Fort, Northern	...	4	...	50	91	...	...	...	...	35	...	1	...	...	2	183
Esplanade	...	8	...	45	49	...	...	...	...	88	...	...	...	...	3	193
Mandvi	...	11	...	69	40	...	...	...	...	29	1	2	1	...	...	153
Chakla	...	7	...	42	85	...	...	...	...	26	...	...	...	...	1	161
Umarkhadi	...	23	...	78	194	...	...	1	...	88	...	3	...	...	3	390
Dongri	...	3	...	29	48	...	...	1	...	24	...	...	...	...	...	105
Khara Talao	...	...	...	43	271	...	...	...	...	30	...	...	...	...	3	347
Kumbharwada	...	2	...	46	59	...	...	...	...	21	...	2	...	...	2	132
Bhuleshwar	...	2	...	56	186	...	...	1	...	45	...	1	...	...	2	293
Market	...	5	...	53	69	...	...	...	...	24	...	...	...	...	...	151
Dhobi Talao	...	4	...	96	170	...	...	...	...	47	...	1	...	...	2	320
Fanaswadi	...	1	...	81	73	...	...	1	...	37	...	2	...	...	...	195
Khetwadi	...	4	...	64	102	...	...	...	...	44	...	1	...	...	4	219
Tardeo	...	3	...	59	75	...	...	...	...	37	...	3	...	...	1	178
Girgaum	...	1	...	48	80	...	...	1	...	30	...	1	...	...	4	165
Chowpati	...	2	...	29	47	...	...	...	...	13	...	2	...	...	1	94
Walkeshwar	...	...	...	18	31	...	...	...	...	13	...	1	...	...	...	63
Mahalakshmi	...	3	...	83	146	...	...	...	...	37	...	4	...	...	3	276
Mazagon	...	12	...	59	96	...	...	...	...	43	...	1	...	...	1	212
Tarwadi	...	6	...	78	91	...	...	...	...	35	...	2	...	...	2	214
1st Nagpada	...	5	...	22	75	...	...	...	...	16	...	3	...	...	2	123
2nd Nagpada	...	3	...	65	111	...	...	...	...	233	...	1	...	...	3	416
Kamathipura	...	7	...	51	50	...	...	...	...	57	...	3	...	...	2	170
Byculla	...	55	...	321	503	...	...	...	...	165	...	16	...	...	10	1,070
Parel	...	18	...	184	200	...	...	...	...	209	1	3	...	...	8	623
Sewri	...	7	...	82	79	...	...	1	...	56	...	2	...	...	3	230
Naigaum	...	6	...	100	145	...	...	...	...	72	...	2	1	...	4	330
Matunga	...	6	...	51	67	...	...	...	...	17	...	2	...	...	1	144
Sion	...	38	...	77	105	...	...	...	...	47	...	...	...	...	1	268
Dadar	...	43	...	120	147	...	...	...	...	41	...	2	...	...	1	354
Mahim	...	19	...	61	201	...	...	...	...	42	...	...	...	...	4	327
Prabhadevi	...	7	...	93	146	...	...	...	...	85	...	1	...	...	5	337
Worli	...	11	...	228	171	...	...	...	...	106	...	5	...	...	6	528
Chinchpokli	...	26	...	191	176	...	...	...	1	141	...	7	1	...	1	543
Love Grove	...	...	...	1	1	...	...	...	...	...	...	...	...	...	...	2
Harbour, Docks, etc.	...	...	...	...	...	...	...	...	...	...	...	...	...	...	...	...
Total	Nil	360	...	2,917	4,254	...	...	6	1	2,068	2	74	3	...	86	9,771
Average of the last 5 years (1954 to 1958)	2	1,034	...	2,063	3,057	16	...	...	1	3,263	6	16	6	...	133	10,243

TABLE 34  
RAT DESTRUCTION WORK.

Months.	No. of rats sent to the Haffkiné Institute.	No. of rats examined.	
		Alive.	Dead.
January	98,219	7,184	..
February	88,416	6,050	..
March	94,043	6,076	2
April	89,325	5,854	3
May	84,077	5,538	..
June	81,082	5,673	..
July	90,226	6,280	1
August	87,549	5,862	..
September	82,028	6,133	2
October	78,685	5,963	..
November	79,346	5,815	..
December	83,293	6,605	7
<b>Total</b>	<b>10,39,289</b>	<b>73,033</b>	<b>15</b>

No rat was found plague infected.

TABLE 35  
SMALL-POX ATTACKS AND DEATHS (1934 TO 1959).

Year	Jan.	Feb.	Mar.	April	May	June	July	Aug.	Sept.	Oct.	Nov.	Dec.	Total	Death rate	Fatality rate	REMARKS.
1934	A. 43	48	51	42	29	10	6	5	13	9	5	22	283	0.1	53.7	Sporadic.
	D. 16	22	28	29	13	8	3	4	7	5	3	14	152			
1935	A. 127	221	412	465	300	195	112	55	25	12	19	34	1,977	1.1	63.1	Epidemic from 2-2-1935 to 6-7-35, 5 months and 4 days.
	D. 71	118	263	278	203	140	70	40	15	6	11	24	1,148			
1936	A. 110	238	308	336	194	101	58	28	17	11	3	7	1,411	0.8	64.2	Epidemic from 22-2-36 to 6-6-36 3 months and 16 days.
	D. 64	139	190	228	131	71	35	21	14	6	3	4	906			
1937	A. 29	50	80	152	133	115	90	46	54	34	89	325	1,197	0.6	57.5	Epidemic from 19-12-37 to 14-5-38 4 months and 26 days.
	D. 16	30	62	79	90	81	59	32	24	20	39	156	688			
1938	A. 678	965	903	403	167	53	36	13	8	5	...	2	3,233	1.6	57.6	Epidemic from 19-12-37 to 14-5-38 4 months and 26 days.
	D. 356	549	509	248	116	38	30	12	2	1	...	1	1,862			
1939	A. 15	20	60	50	48	44	40	29	7	6	12	37	368	0.2	54.6	Sporadic.
	D. 9	15	25	19	25	26	29	19	1	5	8	20	201			
1940	A. 115	184	235	390	276	172	95	29	22	32	65	115	1,730	0.7	48.2	Epidemic from 31-3-1940 to 15-6-40 2 months and 16 days.
	D. 43	78	106	182	143	103	61	17	10	18	19	54	834			
1941	A. 345	646	581	308	199	108	30	30	14	15	4	35	2,325	0.8	55.6	Epidemic from 19-1-41 to 17-4-41 3 months and 19 days.
	D. 171	317	323	189	140	64	25	24	8	7	10	18	1,293			
1942	A. 166	257	603	338	57	14	6	3	...	3	2	5	1,454	0.4	40.6	Epidemic from 8-3-42 to 18-4-42 1 month and 11 days.
	D. 70	141	220	116	33	4	2	2	...	...	...	3	591			
1943	A. 28	71	200	169	152	106	90	71	88	70	76	197	1,318	0.3	39.4	Sporadic.
	D. 10	26	73	56	78	48	31	32	42	35	25	63	519			
1944	A. 625	1,032	1,194	577	187	62	36	13	3	3	3	6	3,741	0.9	37.1	Epidemic from 15-1-44 to 29-4-44 3 months and 15 days.
	D. 202	411	421	188	103	33	24	3	...	...	2	4	1,391			
1945	A. 14	22	58	83	67	60	44	34	31	31	36	123	603	0.1	38.9	Sporadic.
	D. 7	4	11	27	26	33	15	17	9	15	12	50	235			
1946	A. 256	556	762	621	174	44	10	1	3	...	3	1	2,431	0.6	35.2	Sporadic.
	D. 124	256	225	193	36	22	2	...	...	...	...	...	858			
1947	A. 6	2	2	5	8	6	7	5	5	4	6	6	62	0.0	29.0	Sporadic.
	D. 1	...	...	1	1	...	2	2	2	1	4	4	18			
1948	A. 20	43	108	161	82	44	32	14	16	10	9	19	558	0.1	29.0	Sporadic.
	D. 7	10	35	35	22	13	15	9	6	4	...	6	162			
1949	A. 52	229	481	621	203	45	36	19	6	9	19	44	1,764	0.4	31.9	Sporadic.
	D. 16	68	184	155	65	31	18	4	2	2	7	11	563			
1950	A. 78	145	207	113	78	51	26	19	10	9	17	63	816	0.1	28.3	Sporadic.
	D. 21	26	55	42	32	19	7	4	1	1	4	19	231			
1951	A. 97	218	313	231	122	48	20	6	4	6	8	10	1,083	0.1	30.0	Sporadic.
	D. 28	55	84	71	38	19	9	4	1	1	2	2	314			
1952	A. 13	46	96	88	58	25	12	3	7	6	6	18	378	0.0	31.7	Sporadic.
	D. 3	11	24	33	21	9	4	2	2	...	1	10	120			
1953	A. 39	58	130	117	90	87	62	31	11	13	15	40	693	0.0	27.3	Sporadic.
	D. 13	15	37	28	25	28	16	4	4	2	5	12	189			
1954	A. 130	210	684	499	138	73	26	10	12	3	9	22	1,816	0.3	34.3	Epidemic from 14-3-1954 to 1-5-1954, 1 month and 18 days.
	D. 43	123	211	140	53	28	10	1	1	3	3	7	623			
1955	A. 31	30	27	16	14	19	12	5	2	2	5	3	166	0.0	26.5	Sporadic.
	D. 10	...	7	6	5	4	5	3	...	...	2	2	44			
1956	A. 7	25	24	17	40	33	15	8	10	...	3	16	198	0.02	25.3	Sporadic.
	D. 5	3	9	5	13	3	5	1	2	...	...	4	50			
1957	A. 136	303	634	438	156	43	21	47	36	49	30	111	2,011	0.2	24.9	Epidemic from 24-2-1957 to 25-5-1957 3 months and 2 days.
	D. 26	69	167	98	46	19	7	16	10	11	12	21	502			
1958	A. 304	543	899	635	28	95	112	17	9	3	8	9	2,916	0.3	26.9	Epidemic from 26-1-1958 to 7-6-1958, 4 months and 13 days.
	D. 72	131	249	190	78	24	28	7	1	...	1	2	783			
1959	A. 13	40	83	89	36	26	31	12	5	4	10	11	360	0.1	32.8	Sporadic.
	D. 5	13	27	26	13	8	13	2	...	1	3	7	118			

TABLE 36.  
CASES OF ENTERIC FEVER REPORTED IN 1959.

Disease	MONTHS.												Total.
	Jan.	Feb.	Mar.	April.	May.	June.	July.	Aug.	Sept.	Oct.	Nov.	Dec.	
Enteric Fever	340	225	156	153	222	279	292	269	267	265	179	270	2,917

TABLE 37

## PARTICULARS RELATING TO ENTERIC FEVER SINCE (1949-1959.)

	1949	1950	1951	1952	1953	1954	1955	1956	1957	1958	1959
Attacks	3,426	1,338	1,009	1,736	1,567	2,215	1,937	2,097	2,463	2,899	2,917
Deaths	1,128	403	262	428	323	232	211	247	258	262	212
Fatality rate	32.8	30.1	26.0	27.3	18.6	10.5	10.9	11.8	10.4	9.0	7.3
Death-rate	0.7	0.2	0.1	0.2	0.1	0.1	0.1	0.1	0.1	0.1	0.1
Hospitalisation	3,132	1,227	899	956	1,283	2,103	1,881	2,005	2,416	2,873	2,818
Cases notified by medical practitioners.	385	906	110	611	453	43	56	92	47	26	99
Inoculations	55,717	2,33,155	2,26,890	3,11,859	2,39,333	2,23,903	2,20,319	1,74,327	1,31,051	1,71,238	1,59,748
Attack-rate	2.3	0.6	0.4	0.7	0.7	0.9	0.8	0.9	0.1	1.2	1.3

TABLE 38

## DIPHTHERIA CASES

Disease	Jan.	Feb.	Mar.	Apr.	May.	June	July.	Aug.	Sept.	Oct.	Nov.	Dec.	Total.
Diphtheria	464	541	498	356	235	214	322	284	237	291	306	506	4,254

TABLE 39

## TUBERCULOSIS—DEATH-RATES.

Period.	Annual Death-rates.		
	Pulmonary.	Other forms.	All forms.
1948-1957 (Average)	0.8	0.3	1.1
1952-1957 (Average)	0.7	0.3	1.0
1955	0.6	0.2	0.8
1956	0.6	0.3	0.9
1957	0.9	0.3	1.2
1958	0.7	0.3	1.0
1959	0.7	0.3	1.0

TABLE 40

## TUBERCULOSIS DEATHS BY SEX

Year.	Deaths from Pulmonary. T. B.	Deaths from T. B. (other forms).	Total No. of deaths.	Males	Females.
1958	1,731	660	2,391	1,542	849
1959	1,685	621	2,306	1,525	781

TABLE 41

## MARITAL STATUS OF THE MALE PATIENTS AT V. D. CLINIC.

No.	No. of patients referred.	No. of patients married with.		Bachelors.	Others (widowers, divorcees etc.)	No. of patients attending regularly.	No. of patients attending ir-regularly	No. of patients still continuing treatment.
		wives in Bombay.	wives away.					
1	2	3	4	5	6	7	8	9
No.	680	285	160	215	20	444	236	238
Percentage ...	100	42	24	31	3	65	35	...

TABLE 42.

## CONTACT INVESTIGATION OF MALE PATIENTS AT V. D. CLINIC.

No. of patients with their wives in Bombay	Female patients brought to the clinic for treatment	Female patients refused to come for treatment.	No. of visits paid.	No of patients referred to outside agencies.
285	119	132	102	15

TABLE 43

## OCCUPATION ETC., OF PATIENTS ATTENDING CONTACT INVESTIGATION CENTRE AT V.D. CLINIC

Occupation.	Number. Percentage		Accommodation.	Number. Percentage	
	Number.	Percentage		Number.	Percentage
Industrial Workers	216	32%	Footpath Dwellers	97	14%
White Collars	15	2%	Temporary Huts	147	22%
Hotel Workers	59	9%	One Room Tenements	275	40%
Hawkers, coolies, and sweepers.	137	20%	Two Room Tenements	30	4%
Students	23	3%	Sleeping in Offices	69	10%
Unemployed	64	9%	Boarding and Lodging	4	1%
Others	166	25%	Refused to give addresses	58	9%
Total	680		Total	680	

TABLE 44

## AGE GROUP, EDUCATIONAL STATUS ETC., OF PATIENTS (MALE) ATTENDING THE CONTACT INVESTIGATION CENTRE AT V. D. CLINIC.

Age Group.	Educational Status.		Source of Infection.					
	Number	Percentage	Number	Percentage				
Below 18 Yrs....	40	6%	Illiterate	362	53%	Prostitutes	556	82%
18 to 40 Yrs. ....	588	87%	Primary	280	41%	Private	31	4%
Above 40 Yrs....	52	7%	Secondary & above.	38	6%	Denial	93	14%
Total	680		Total	680		Total	680	

TABLE 45

## SERVICE IMPARTED BY THE LADY MEDICO SOCIAL WORKER, AT V.D. CLINIC

Month.	Total No. of cases.	Cases referred to outside agencies.	Completed Treatment.	Discontinued.	False Address.	Correspondence.	Home Visits.
January	24	4	20	4	6	13	6
February	18	1	13	5	4	6	6
March	12	2	7	5	...	9	6
April	13	...	8	5	6	12	7
May	36	...	25	11	8	14	14
June-July	84	8	57	27	20	13	24
August	31	2	23	8	5	10	9
September	38	2	23	15	3	5	8
October	32	1	21	11	4	3	10
November	30	3	26	4	3	13	9
December	19	2	16	3	3	...	...
Total	337	25	239	98	62	98	89



TABLE 46.

## MARITAL STATUS OF THE FEMALE PATIENTS AT V. D. CLINIC

Month.	Total No. of cases referred.	Married.	Unmarried or separated or prostitutes.	Cases referred by outside agencies.
January ...	24	22	2	1
February ...	18	18	...	1
March ...	12	9	3	1
April ...	13	13	...	2
May ...	36	34	2	...
June-July ...	84	77	7	3
August ...	31	30	1	...
September ...	38	34	4	...
October ...	32	32	...	...
November ...	30	28	2	...
December ...	19	19	...	...
Total ...	337	316	21	8

TABLE 47.

## MUNICIPAL VENEREAL DISEASES CLINIC : LABORATORY WORK

Kahn's Test ...	...	...	...	...	...	...	467
Meinicke's Test ...	...	...	...	...	...	...	1,820
VDRL Test ...	...	...	...	...	...	...	7,266
Dark Ground searches for Treponema Pallidum ...	...	...	...	...	...	...	257
Smears for Gonorrhoea ...	...	...	...	...	...	...	12,083
Miscellaneous (Blood Films and Counts, Spinal Fluid Tests, etc.) ...	...	...	...	...	...	...	437
Total ...	...	...	...	...	...	...	22,330

TABLE 48.

## NON-VENEREAL CASES : ATTENDANCE AT THE VENEREAL DISEASES CLINIC.

	Males.	Females.	Total.
(1) Skin Lesions ...	214	253	467
(2) Non-Specific Urethritis ...	175	530	705
(3) Non-Venereal Gynaecological Cases ...	...	376	376
(4) Marriage Certificates ...	...	...	...
(5) Fitness Certificate ...	67	...	67
(6) Others ...	80	211	291
Total ...	536	1,370	1,906

TABLE 49.

## SUMMARY OF CASES TREATED AT THE VENEREAL DISEASES CLINIC

Year	Syphilis.	Non-syphilitic Sores.	Gonorrhoea.	Total V. D.	Other than V. D.	No. of patients who ceased attendance before the diagnosis was completed.	Total new cases.	Cases for prophylaxis.	V. D. cases carried over from the previous year.	Total attendance.
1	2	3	4	5	6	7	8	9	10	11
1955 ...	6,932	4,883	5,654	17,469	1,903	755	19,455	17,252	672	1,79,809
1956 ...	7,552	5,089	5,713	18,351	2,043	788	20,483	17,209	702	2,28,690
1957 ...	6,840	5,890	5,906	18,636	1,979	859	20,853	17,910	621	2,30,582
1958 ...	7,101	6,607	6,005	19,713	1,772	864	21,758	18,272	591	2,24,415
1959 ...	7,630	5,477	6,359	19,466	1,906	691	21,612	20,885	451	2,32,778

TABLE 50

## DAILY AVERAGE ATTENDANCE AT THE CLINIC.

New Patients	Males ...	60.6	Total 74.5	Total for Dia- gnosis and Treatment.	Total Daily At- tendance.
	Females...	13.9			
Old patients	Males ...	517.8	Total 656.1	730.6	
	Females...	138.3			
Prophylaxis	Day ...	19.7	Total 57.3	Total for Pro- phylaxis. 57.3	787.9
	Night ...	37.6			
Year :	1955	1956	1957	1958	1959
Daily average attendance :	661.0	776.2	865.6	838.7	787.9

TABLE 51

## CLASSIFICATION OF THE VENEREAL CASES TREATED DURING 1959 AT THE V. D. CLINIC.

I SYPHILIS				Males.	Females.	Total
(1)	"Primary"	...	...	3,050	516	3,566
(2)	"Secondary"	...	...	2,770	473	3,243
(3)	"Latent"	...	...	225	547	772
(4)	"Congenital"	...	...	...	49	49
Total				6,045	1,585	7,630
II GONORRHOEA						
(1)	Acute and Sub-Acute	...	...	2,823	405	3,228
(2)	Chronic	...	...	2,723	408	3,131
Total				5,546	813	6,359
III	Non-Syphilitic Sores	...	...	5,306	171	5,477
GRAND TOTAL				16,897	2,569	19,466

TABLE 52

## LEPROSY

(1) No. of new cases treated at the Home during the year 1959	...	3,082
(2) No. of patients ceased attending but persuaded to resume treatment	...	94
(3) No. of contacts examined at the homes of patients	...	1,534
(4) No. of contacts brought to the Clinic for examination	...	297
(5) No. of leprosy cases discovered by examination of contacts	...	53
(6) No. of first visits to the homes of patients	...	659
(7) No. of subsequent visits	...	4,165
(8) No. of talks on leprosy given	...	835
(9) No. of homes where isolation was secured	...	7
(10) No. of dropped cases visited	...	891
(11) No. of cases detected during rounds	...	16
(12) Daily average attendance at the Clinic during the year	...	143.3
(13) No. of Health Visitors working at the Home during the year	...	12
(14) No. of Health Visitors appointed by the Municipality	...	6

TABLE 53.

WORK DONE AT THE 7 LEPROSY CLINICS STARTED UNDER THE GREATER BOMBAY LEPROSY CONTROL SCHEME FROM 1-1-1959 TO 31-12-1959.

(1) No. of patients registered		
New	...	1,060
old cases of the Acworth Leprosy Home.	...	749
(2) No. of individual attending the clinics	...	3,981
(3) Work done by the Health Visitors :—		
(a) No. of dropped cases visited	...	1,750
(b) No. of cases in (a) above who have resumed treatment	...	246
(c) No. of first visits to the homes of the patients	...	1,175
(d) No. of subsequent visits to the homes of the patients	...	4,090
(e) No. of contacts examined at the homes	...	1,992
(f) No. of leprosy cases detected at the homes	...	24
(g) No. of contacts brought to the clinic for examinations	...	286
(h) No. of leprosy cases detected by examination of contacts at the clinics	...	23

TABLE 54

WELLS, CISTERNS, ETC. FOUND BREEDING ANOPHELES MOSQUITOES. (NON VECTOR)

Nature of Breeding place.	Wards												Total.
	Jan.	Feb.	Mar.	April	May.	June.	July.	Aug.	Sept.	Oct.	Nov.	Dec.	
Masonry tank ...	...	...	...	...	...	...	...	1	...	...	...	...	1
Depressions, pits	...	...	...	...	...	...	...	1	1	...	1	...	3
Pools	...	...	...	...	...	...	...	...	...	...	1	...	1
Drains	...	...	...	...	...	...	...	...	...	...	...	1	1

TABLE 55

WELLS, CISTERNS, ETC. BY WARDS FOUND BREEDING ANOPHELES. (NON VECTOR)

Breeding noticed in.	Wards							Total.
	A	B	C	D	E	F	G	
Masonry tank	...	...	1	...	...	...	...	1
Depressions, pits	...	...	...	...	1	2	...	3
Pools	...	...	...	...	1	...	...	1
Drains	...	...	...	...	1	...	...	1

TABLE 56

SPLEEN EXAMINATION OF THE MUNICIPAL SCHOOL CHILDREN.

Ward	No. of pupils examined	No. of pupils found with enlarged spleen.	Percentage.
A	4,856	1	0.02
B	4,907	3	0.06
C	10,052	10	0.09
D	10,121	16	0.15
E	11,946	4	0.03
F	14,547	14	0.09
G	20,905	8	0.03
Total	77,334	56	0.07

TABLE 57  
WELLS AND THEIR CONDITIONS ON 31ST DECEMBER 1959.

Ward.	Total No. of wells.	No. of wells open or partially open.			No. of wells hermetically concrete covered.		
		Open.	With trap doors.	Total	With pump.	Without pump.	Total
A ...	357	23	4	27	26	304	330
B ...	93	11	7	18	13	62	75
C ...	660	61	62	143	176	341	517
D ...	430	22	66	88	86	256	342
E ...	150	12	7	19	44	87	131
F ...	129	37	9	46	35	48	83
G ...	240	85	8	93	67	80	147
F Mills	8	1	...	1	1	6	7
G Mills	28	...	...	...	4	24	28
Total ...	2,095	252	183	435	452	1,208	1,660

TABLE 58  
TREATMENT OF STORM WATER ENTRANCES

Ward.	No. of Storm water entrances.	No. of occasions they were treated.
A ...	3,767	1,58,214
B ...	2,450	67,844
C ...	2,073	66,752
D ...	3,079	92,370
E ...	5,350	1,57,843
F ...	5,131	1,53,869
G ...	3,842	1,57,522
Total	25,692	8,54,414

TABLE 59  
FOGGING WORK.

Month	Work Done Hrs.	PETROL FOR		INSECTICIDE USED.
		Fog gallons.	Truck gallons.	for solution Gallons
January ...	123	25	30	120
February ...	110	22	25	105
March ...	129	30	35	135
April ...	130	32	36	140
May ...	136	34	38	142
June ...	126	28	32	130
July ...	138	35	40	145
August ...	132	32	45	145
September ...	118	25	30	120
October ...	120	26	38	125
November ...	128	30	36	136
December ...	135	35	42	145

TABLE 60  
LARVICIDES USED.

Name of the Article.	Quantity.	Cost.
Mosquito control Oil	... 16,604 gallons.	Rs. 19,352.00
D.D.T. emulsion 25% concentrate	... 3,265 do.	Rs. 31,017.90
BHC emulsion 10% G. I. concentrate	... 126 do.	Rs. 1,780.00

1 gallon of DDT or BHC emulsions 25% is capable of being increased to 25 to 40 gallons by adding water.

TABLE 61

## INFECTIOUS DISEASES, DISINFECTIONS.

Diseases	Cases. Notified	Cases removed to Hospitals.	House vacated.	Rooms disinfected.	Articles sterilized.
1 Plague	..	..	..	..	..
2 Small-pox	360	21	..	434	544
3 Measles	..	..	..	325	230
4 Chicken-pox	..	6	..	789	410
5 Typhoid fever	2,917	..	..	2,751	210
6 Influenza and Influenzal Pneumonia	74	..	..	54	..
7 Cholera	..	..	..	..	..
8 Diarrhoea & Vomiting	..	..	..	446	484
9 Mumps	..	..	..	418	..
10 Leprosy	2	..	..	1	..
11 Tuberculosis	2,068	..	..	1,260	227
12 Cerebro-Spinal fever	3	..	..	3	..
13 Dead Rats	..	..	..	..	..
14 Poliomyelitis	86	..	..	88	55
15 Malaria	..	..	..	..	..
16 Diphtheria	4,254	..	..	3,725	172
17 Puerperal Fever	1	..	..	..	..
18 Typhus	..	..	..	..	..
19 Whooping Cough	..	..	..	22	..
20 Other Causes	6	..	..	1,338	218
Total	9,771	27	..	11,654	2,550

Table-62.

## DISINFECTION WORK

Serial No.	Name of the Disinfectant.	Quantities of Disinfectants used.			Cost of Disinfectants used.		
		For dwellings and rooms.	For other places such as house-gullies, drains, privies etc.	Total.	For dwellings and rooms.	For other places such as house-gullies, drains, privies etc.	Total.
1	Formaline	Lbs. 98	..	98	Rs. nP. 110.70	..	110.70
2	Disinfectant fluid	Gallons 146½	1,125	1,271½	469.37	3,724.00	4,193.37
3	Disinfectant Fluid	Drums 10	..	10	170.04	..	170.04
4	Kerosene	Tins 18	..	18	119.90	..	119.90
5	Tropical Chloride of Lime	Lbs. 28	..	28	6.87	..	6.87
		Drums ..	770	770	..	19,250.00	19,250.00
6	Pestrine	Gallons ..	120	120	..	35.00	35.00
7	Diazinon 40% W.D. powder	Lbs. ..	2,612	2,612	..	54,199.00	54,199.00
8	Diazinon 20% E. Concentrate	Gallons ..	5	5	..	485.00	485.00
9	Mosquito Control Oil (malaria B).	Gallons ..	16,604	16,604	..	19,352.00	19,352.00
10	B.H.C. 50% W.D. Powder	Lbs. ..	37,642	37,642	..	32,372.00	32,372.00
11	B.H.C. 10% G.I. Emulsifiable Concentrate.	Gallons ..	126	126	..	1,786.00	1,786.00
12	Hydrochloric Acid	Lbs. ..	947	947	..	190.00	190.00
13	Izol Powder	Bags ..	773	773	..	10,953.00	10,953.00
14	Triton X 100	Lbs. ..	658	658	..	1,658.00	1,658.00
15	Malathion 50% E. Concentrate	Gallons ..	72	72	..	6,048.00	6,048.00
	do. 75% E. Concentrate	Gallons ..	8½	8½	..	643.00	643.00
16	Tugan Bait	Lbs. ..	33½	33½	..	66.00	66.00
17	Sovacide BX	Gallons ..	4,020	4,020	..	6,458.00	6,458.00
18	Soap	Lbs. ..	*1,845	1,845	..	..	..
		..	*680	680	..	..	..
19	D.D.T. Technical	Lbs. ..	*13,341	13,341	..	..	..
Total				..	876.88	1,57,219.00	1,58,095.88

\* Quantities received from the Government, free of cost.

TABLE 63.

## MATERNITY AND CHILD WELFARE WORK DURING THE YEAR 1959.

(1) Number of confinements attended to at homes by the Health Visitors in Districts	...	16
(2) Visits by the Health Visitors :—	...	49,808
Ante-natal	...	6,455
Natal	...	2,529
Post-natal	...	17,284
Infants and Pre-school-age Children	...	23,540
Others	...	...
(3) Number of cases visited by the Medical Officers	...	3,604
(4) Number of cases registered in the Clinics :—	...	35,169
Ante-natal	...	17,820
Post-natal	...	7,350
Infant	...	7,915
Pre-school-age Children	...	1,664
Others	...	420
(5) Total number of confinements in the Maternity Homes	...	12,276
(6) Number of cases not registered at the Ante-natal Clinics but confined in the maternity homes.	...	638
(7) Number of cases admitted	...	14,813
(8) Number of beds	...	164
(9) Total number of patients whose blood was taken for Kahn-test	...	1,065
(10) Total number of patients to whom aid was given	...	242
(11) Total number of visits by the Health Visitors for family planning clinics	...	10,170
(12) Total attendance at the family planning clinics :—	...	9,031
New	...	1,730
Old	...	7,301
(13) Total number of women given appliances free	...	7,279
(14) Total number of new-born babies B.C.G. Vaccinated	...	9,243
(15) Total number of women given milk under Milk distribution scheme	...	1,543
(16) Number of children (infants and pre-school-age) immunized against Diphtheria :—	...	1,850
First doze	...	1,220
Second doze	...	630
(17) No. of cases sent to Nair Hospital for post-Mortem	...	Nil

TABLE No. 64.

Attendance at all the Municipal General Dispensaries and Mobile units in the City during 1959.

Description of diseases	Jan.	Feb.	March.	April.	May.	June.	July.	August.	Sept.	Oct.	Nov.	Dec.	Total
I.—ALIMENTARY SYSTEM ...													
(a) Diarrhoea	2,648	2,569	2,901	3,400	3,617	3,888	4,790	4,989	4,564	4,021	5,062	4,901	47,350
(b) Dysentery	809	703	826	924	1,012	1,024	1,399	1,453	1,199	1,212	1,414	1,267	13,242
(c) Dyspepsia	1,534	1,638	1,776	1,815	18,65	1,880	2,139	2,315	2,316	2,253	2,291	2,146	23,968
(d) Hlminthiasis	560	596	747	698	676	939	1,023	1,032	10,65	929	1,078	1,076	10,419
(e) Liver-Jaundice	19	21	24	24	17	31	32	43	36	36	157	114	554
II.—CIRCULATORY SYSTEM ...													
(a) Heart	15	21	33	23	1	18	...	6	36	31	30	19	233
(b) Blood vessels	...	3	4	9	16	1	16	33	2	...	...	1	85
(c) Blood pressure	24	29	14	6	8	23	14	20	22	29	42	20	251
III.—EXANTHEMATA ...													
(a) Chickenpox	1	24	32	5	1	6	...	1	...	2	3	3	78
(b) Measles	2	7	3	11	2	4	7	4	2	2	2	2	48
(c) Smallpox	...	...	...	...	...	...	...	...	...	...	...	...	...
IV.—FEVERS ...													
(a) Fevers not defined	5,461	4,916	5,559	7,214	6,660	6,032	8,323	9,109	8,722	8,762	9,163	7,783	87,704
(b) Malaria	...	...	...	...	...	...	...	...	...	...	...	...	...
V.—INJURIES AND ACCIDENTS	1,630	998	1,102	1,384	1,705	1,099	1,189	1,307	1,362	1,415	1,384	1,438	16,013
VI.—NUTRITION ...													
(a) Avitaminosis	834	703	571	807	563	697	864	820	917	805	862	800	9,243
VII.—NERVOUS SYSEYM ...													
(a) Neuritis	204	202	224	161	138	184	307	186	219	282	327	281	2,715
(b) Sciatica	25	95	70	93	3	122	108	117	162	156	211	179	1,341
(c) Tremors	2	2	18	3	23	...	33	45	3	...	...	...	129
VIII.—RESPIRATORY SYSTEM ...													
(a) Bronchitis	1,065	1,002	1,224	13,59	1,320	1,232	1,662	1,779	1,523	18,28	1,822	1,641	17,457
(b) Bronchopneumonia	79	60	69	70	111	66	84	258	105	112	131	112	1,257
(c) Common cold	4,161	3,642	4,518	5,129	4,501	3,917	5,194	6,107	5,615	5,490	6,398	6,366	61,038
(d) Influenza (Non-epidemic)	187	506	114	393	537	218	213	280	236	50	64	83	2,881
(e) Laryngitis	515	478	396	475	209	391	417	432	306	221	293	320	4,453
(f) Pharyngitis	835	940	1,248	1,101	811	848	972	1,013	1,136	1,113	1,175	1,177	12,369
(g) Pneumonia	116	20	27	32	36	15	19	14	118	7	14	16	434
(h) Tonsillitis	993	978	1,089	1,085	868	719	1090	1,159	937	1,055	1,253	1,137	12,363
(i) Whooping cough	13	18	26	26	49	129	32	55	22	14	12	45	441
IX.—SKIN AND APPENDAGES													
(a) Disease of skin—													
(i) Herpes	386	184	231	276	289	271	309	368	444	459	438	355	4,010
(ii) Ringworm	835	804	962	838	768	844	802	950	928	1,099	1,178	980	10,988
(iii) Scabies	1,597	1,611	1,731	1,763	17,20	1,419	1,893	1,824	2,044	1,922	2,064	1,730	21,318

Description of diseases		Jan.	Feb.	March.	April.	May.	June.	July.	August.	Sept.	Oct.	Nov.	Dec.	Total.
<b>X.—SPECIAL ORGANS—</b>														
	(a) Eyes—													
	(i) Conjunctivitis	1,021	960	1,066	1,094	1,077	1,188	1,239	1,051	1,037	1,105	1,174	969	12,981
	(ii) Corneal ulcer	66	2	8	46	7	2	1	2	1	105	3	2	245
	(iii) Foreign body in Eye	67	66	69	33	87	82	68	118	118	64	117	97	986
	(iv) Iritis	5	...	...	29	1	1	2	2	4	7	2	14	67
	(v) Ophthalmia	349	245	296	280	336	268	373	320	328	363	339	288	3,785
	(vi) Spring catarrh	...	...	1	1	1	...	...	...	...	...	...	1	4
	(b) Ears:—													
	(i) Diseases of ears	1,637	1,351	1,533	1,807	1,686	1,606	2,010	2,139	2,244	2,107	2,079	1,837	22,036
	(c) Nose:—													
	(i) Disease of Nose	86	92	151	121	117	91	70	99	82	80	88	102	1,179
	(d) Teeth:—													
	(i) Disease of teeth	1,066	875	921	987	954	882	1,042	1,129	1,002	1,053	1,103	996	12,010
<b>XI.—SURGICAL AILMENTS</b>														
	(a) Injuries	1,909	1,795	2,077	2,211	2,455	2,686	2,901	2,786	2,809	2,548	2,608	2,359	29,144
	(b) Minor surgical operations	19	22	115	12	198	56	51	122	50	23	53	20	746
	(c) Ulcers	423	617	652	632	818	911	900	857	777	728	770	767	8,832
<b>XII.—GENITO-URINARY</b>														
	(a) Nephritis	35	68	40	48	26	44	14	18	38	32	24	50	437
	(b) Pyelitis	37	34	27	46	9	5	42	43	7	46	60	27	383
	(c) Gravel (Stone)	1	4	2	1	1	2	2	2	3	7	3	2	30
<b>XIII.—ALL OTHER DISEASES</b>														
	(a) Specific:—													
	(i) Anaemia	1,289	1,283	972	1,061	1,375	1,377	1,726	2,084	2,056	1,996	2,056	1,738	19,013
	(ii) Mumps	338	362	525	548	477	325	203	176	236	206	187	146	3,729
	(iii) Tuberculosis	153	129	195	169	138	182	191	223	242	229	291	261	2,403
	(iv) Venereal Diseases	68	59	55	41	45	42	40	40	28	30	29	32	509
	(v) Diabetes	5	16	3	4	4	3	7	13	4	6	4	4	73
	(b) Non-specific	619	18	...	...	...	...	...	...	...	...	...	...	639
	(i) Fistula in Ano	114	20	2	2	2	2	1	2	1	2	2	2	152
	(ii) Gingivitis	332	194	137	108	132	103	164	215	226	190	191	129	2,121
	(iii) Migraine	89	88	122	121	105	86	109	98	143	137	128	94	1,320
	(iv) Piles	91	83	102	70	88	68	59	80	67	59	62	59	1,888
	(v) Sprains	226	189	197	183	136	176	204	221	185	168	147	313	2,345
	(vi) Stomatitis	1,074	889	862	1,012	959	791	1,078	1,037	1,154	931	1,157	995	11,939
	(vii) Varicose veins	32	16	15	2	10	6	2	...	1	29	29	...	142
	(viii) A.N.C.	...	...	32	36	...	23	54	50	40	12	30	16	293
	(ix) P.N.C.	...	...	...	...	...	...	2	...	2	22	...	...	26
	(x) Other causes	1,032	1,115	1,460	2,107	1,735	2,036	1,791	2,573	1,934	2,230	2,094	2,418	22,525
<b>Total New Cases</b>		<b>36,114</b>	<b>33,344</b>	<b>37,176</b>	<b>41,936</b>	<b>40,505</b>	<b>39,061</b>	<b>47,277</b>	<b>51,204</b>	<b>48,860</b>	<b>47,820</b>	<b>51,698</b>	<b>47,730</b>	<b>5,227,725</b>
<b>Total Attendance</b>		<b>1,65,900</b>	<b>1,50,775</b>	<b>1,59,981</b>	<b>1,69,542</b>	<b>1,61,342</b>	<b>1,57,850</b>	<b>2,02,890</b>	<b>2,09,888</b>	<b>2,10,976</b>	<b>3,08,110</b>	<b>2,18,381</b>	<b>2,19,743</b>	<b>23,35,378</b>

55



TABLE 65

## ATTENDANCE AT THE MUNICIPAL EYE DISPENSARY AND HOSPITAL.

Year.	New patients.	Old patients.	Total.
1949	10,266	63,194	73,460
1950	9,760	63,456	73,216
1951	10,916	72,434	83,350
1952	11,704	72,726	84,430
1953	12,128	75,205	87,333
1954	11,583	71,530	83,113
1955	12,542	75,334	87,876
1956	11,675	75,281	86,956
1957	11,921	71,512	83,433
1958	12,608	70,305	82,908
1959	13,590	85,593	99,183

TABLE 66

## POOR BOX CHARITY FUND.

## STATEMENT OF ACCOUNT FOR THE YEAR 1959-60.

Receipts.	Amount.	Disbursements.	Amount.
	Rs. nP.		Rs. nP.
To Balance on hand	...	By Supply of spectacles to patients.	... 354.90
To Balance with the Central Bank of India, Ltd. as on 31st March 1959.	... 41,142.64	By Blood Transfusion charges	... 2,160.00
To Collection from outdoor and Ward Box	... 25,200.70	By Establishment charges	... 825.14
To Donations	... 1,214.00	By Miscellaneous expenses	... 2,573.09
To Interest allowed by the Bank on current account	... 110.59	By Costly medicines etc.	... 6,589.12
To Collections on account of medical certificates...	... 1,434.00	By Appliances	... 260.00
To Miscellaneous receipts	... 411.64	By Balances in Central Bank of India, Ltd., on 31-3-1960.	... 60,113.60
To Amount accrued on securities by way of interest from time to time.	... 3,362.28		
Total	... 72,875.85	Total	... 72,875.85

## BALANCE SHEET AS ON 31ST MARCH 1960.

Liabilities	Rs. nP.	Assets	Rs. nP.
Fund Account Balance as on 31-3-1959	... 41,142.64	Cash on hand as on 31st March 1960	... Nil
Fund Account Balance with the Supdt. City Fever Hospital	... 150.00	Balance with the Central Bank of India, Ltd.	... 60,113.60
Fund Account Balance with the Haffkine Institute	... 10.00		
<i>Deposit Account—</i>		Investment (At cost)—	
Nurses Welfare Fund, Arthur Road Hospital	... 377.00	(1) Government Securities at cost (of the face value of Rs. 67,300).	... 67,476.40
Servants' Welfare Fund	... 106.19	(2) 4 per cent. Bombay Municipal Debentures of 1952-64 (of the face value of Rs. 25,500).	... 24,926.25
Government Securities (of the face value of Rs. 1,02,800)	... 1,02,327.65	(3) 4 per cent. Bombay Municipal Debentures of 1963 (of the face value of Rs. 11,000).	... 9,925.00
<i>Add:—</i>		Balance account with	
Excess over expenditure during 1959-60	... 18,487.77	(1) Medical Superintendent, City Fever Hospital, Arthur Road	Rs. 150
		(2) Director, Haffkine Institute	10
			160.00
Total	... 1,62,601.25	Total	... 1,62,601.25

TABLE 67

Admission, deaths and average number of patients during the year 1959, at the City Fever Hospital, Arthur Road.

Months.	Small-pox.	Chicken-pox.	Measles.	Mumps.	Diphtheria	C. S. Fever.	Influenza.	Whooping Cough.	Enteric Fever.	B.—Dysentery.	A.—Dysentery.	Cholera.	Plague.	Erysipelas.	Anterior Polio-myelitis.	Typhus Fever.	Infective Hepatitis	Other Diseases.	Total.	Discharged.	Deaths	Daily Average No. of Patients.
January	27	159	32	85	615	...	6	1	411	...	...	...	...	..	2	...	45	705	2,088	2,049	39	740
February	78	302	15	132	568	1	14	9	217	...	...	...	...	...	...	...	27	638	2,001	1,949	52	741
March	117	498	45	167	567	...	19	10	179	...	...	...	...	..	2	...	94	967	2,665	2,595	70	778
April	102	217	66	99	372	...	29	4	230	1	...	...	...	..	...	...	47	1,051	2,218	2,134	84	664
May	30	56	80	109	230	...	44	10	293	...	1	...	...	..	2	...	27	1,004	1,886	1,806	80	553
June	30	24	68	60	325	...	17	5	319	2	1	...	...	..	1	...	36	798	1,686	1,625	61	562
July	33	14	47	69	379	...	2	7	304	...	2	...	...	..	4	...	42	893	1,796	1,746	50	571
August	19	17	36	28	351	...	8	11	362	...	...	...	...	..	2	...	113	967	1,914	1,873	41	626
September	6	9	47	37	317	2	10	20	329	...	2	...	...	..	1	...	111	1,128	2,019	1,973	46	666
October	2	15	63	46	352	...	30	25	253	...	...	...	...	..	7	...	66	1,121	1,980	1,940	40	594
November	9	31	92	34	408	...	20	21	242	...	1	...	...	..	15	...	42	1,129	2,044	2,001	43	622
December	22	60	123	35	572	...	2	8	332	...	...	...	...	..	7	...	46	1,271	2,478	2,415	63	704
Total	475	1,402	714	901	5,056	3	201	131	3,471	3	7	...	...	...	43	...	696	11,672	24,775	24,106	669	652

TABLE 68

Admissions from 1956 to 1959 at the City Fever Hospital.

Year.	Small-pox.	Chicken-pox.	Measles.	Mumps.	Diphtheria.	C.S. Fever.	Influenza.	Whooping Cough.	Erysipelas.	Enteric Fever.	B. Dysentery.	A. Dysentery.	Cholera.	Plague.	Typhus Fever.	Anterior Polio-myelitis	Infective Hepatitis	Other diseases	Total.	Deaths.	Discharged.	Daily Average No. of patients.
1956.	227	1,047	369	345	3,418	...	28	87	1	2,492	25	2	...	...	9	64	258	6,059	14,431	529	13,902	462
1957	2,133	739	466	104	3,744	2	5,939	52	...	3,048	46	1	6	...	5	68	226	6,950	23,529	1,112	22,417	572
1958	3,020	1,112	497	344	4,615	15	320	120	...	3,305	3	...	1	...	1	67	594	9,857	23,871	1,258	22,613	640
1959	475	1,402	714	901	5,056	3	201	131	...	3,471	3	7	...	...	...	43	696	11,672	24,775	669	24,106	652

TABLE 69

Particulars regarding the patients treated at the City Fever Hospital.

Particulars.	Small-pox.	Chicken-pox.	Measles.	Mumps.	Diphtheria.	C.S. Fever.	Influenza.	Whooping Cough.	Enteric Fever.	B. Dysentery.	A. Dysentery.	Cholera.	Plague.	Erysipelas.	Anterior Polio-myelitis.	Typhus fever.	Infective Hepatitis	Other diseases.	Total.
Patients remaining on 31st December 1958	8	19	3	6	191	...	...	1	225	...	...	...	...	...	1	...	9	230	693
Patients admitted from 1st January 1959 to 31st December 1959	475	1,402	714	901	5,056	3	201	131	3,471	3	7	...	...	...	43	...	696	11,672	24,775
Total treated	483	1,421	717	907	5,247	3	201	132	3,696	3	7	...	...	...	44	...	705	11,902	25,468
Discharged	348	1,395	674	898	4,987	3	201	126	3,398	3	7	...	...	...	29	...	641	11,429	24,139
Died	128	7	28	1	120	...	...	6	137	...	...	...	...	...	12	...	43	187	669
Case Mortality rate	26.7%	0.49%	3.9%	0.11	2.3%	...	...	4.58%	3.95%	...	...	...	...	...	87.9%	...	6.18%	1.6%	2.7%
Patients remaining on 31st December 1958.	7	19	15	8	140	...	...	...	161	...	...	...	...	...	3	...	21	286	660
Maximum No. of patients treated on one day.							862	on 19th	March 1959.										

TABLE 70

## BED ACCOMMODATION AT THE ARTHUR ROAD HOSPITAL.

Wards.	No. of beds.	REMARKS.
Nos. 1, 2 and 3 (19 beds each)	57	
Nos. 4, 5 and 6 (25 beds each)	...	Have been improvised and given in charge of the Dean, T.N.M. College to accommodate the Physiology and Anatomy Deptt. of that College and for use as Lecture Hall temporarily.
No. 7	... 14	
No. 8	.. 14	
No. 9	... 14	
No. 10	... 7	Half portion is used for X-Ray.
Nos. 11 and 12 (14 beds each.)	28	
Nos. 13, 14, 15 and 16 (36 beds each.)	144	
No. 17 and 18 (50 beds each)	100	
Total ..	<u>378</u>	

TABLE 71

## DETAILS OF SMALL-POX CASES AND DEATHS DURING THE YEAR 1959.

Classification	Admissions	Deaths	Recovered	Case Mortality rate
(1) Haemorrhage	... 30	30	...	100%
(2) Confluent	... 86	62	24	72%
(3) Semi-confluent	... 108	22	86	20.3%
(4) Discrete	... 251	14	237	5.5%
Total	... <u>475</u>	<u>128</u>	<u>347</u>	<u>26.7%</u>

TABLE 72

SMALL-POX CASES TREATED IN THE CITY FEVER HOSPITAL, ARTHUR ROAD DURING THE YEAR 1959.  
(AGE GROUPS)

Ages.	Vaccinated admissions.				Unvaccinated admissions.			
	Total.	Cured.	Deaths.	Mortality rate	Total.	Cured.	Deaths.	Mortality rate
0-6 months ...	3	2	1	33.3%	11	3	8	73.0%
7 months - 1 year ...	3	1	2	67.0%	16	6	10	63.0%
2 years ...	5	4	1	20.0%	16	7	9	56.0%
3 years ...	4	2	2	50.0%	10	5	5	50.0%
4 years ...	7	6	1	14.0%	9	6	3	33.3%
5 years ...	6	5	1	17.0%	11	8	3	27.0%
6-10 years ...	11	10	1	9.0%	19	13	6	32.0%
11-15 years ...	15	14	1	7.0%	12	10	2	17.0%
16-20 years ...	50	44	6	12.0%	38	26	12	32.0%
21-25 years ...	72	59	13	18.0%	54	39	15	28.0%
26-30 years ...	35	30	5	14.2%	25	20	5	20.0%
31-35 years ...	8	6	2	25.0%	16	9	7	44.0%
36-40 years ...	9	6	3	33.3%	3	2	1	33.3%
41-50 years ...	4	3	1	25.0%	1	...	1	100.0%
51-60 years ...	1	1	...	...	1	...	1	100.0%
Grand Total ...	233	193	40	17.1%	242	154	88	36.3%

TABLE 73

CASES OF SMALL-POX ADMITTED IN THE CITY FEVER HOSPITAL, ARTHUR ROAD,  
AND CASE FATALITY RATE FROM 1946 TO 1959.

Year	Admissions	Deaths	Recovered	Case fatality rate	Case fatality rate excluding moribund cases which died in 48 hours.
1946 ...	2,336	757	1,579	32.41%	24.2%
1947 ...	65	17	48	26.1%	18.5%
1948 ...	531	130	401	24.4%	19.2%
1949 ...	1,695	446	1,249	26.3%	19.5%
1950 ...	815	203	612	24.9%	17.3%
1951 ...	1,276	282	994	22.1%	14.8%
1952 ...	394	97	297	24.6%	8.1%
1953 ...	730	152	578	20.8%	13.1%
1954 ...	1,444	236	1,208	16.3%	10.6%
1955 ...	169	37	132	22.5%	13.6%
1956 ...	227	52	175	22.9%	16.7%
1957 ...	2,133	392	1,734	18.7%	12.1%
1958 ...	3,020	658	2,362	21.8%	14.5%
1959 ...	475	128	347	26.7%	18.0%

TABLE 74  
DIPHTHERIA ADMISSIONS, ETC., IN THE CITY FEVER HOSPITAL, ARTHUR ROAD,  
AND CASE FATALITY RATE FROM 1946 TO 1959.

Year	Admissions	Deaths	Recovered	Case fatality rate %	Case fatality rate excluding moribund cases which died in 48 hours %
1946	442	86	356	19.45	4.1
1947	369	61	308	16.5	3.2
1948	418	93	325	22.2	3.1
1949	389	90	299	23.1	2.5
1950	384	70	314	18.2	1.8
1951	569	91	478	15.9	3.3
1952	756	100	656	13.2	2.4
1953	1470	111	1359	7.5	1.5
1954	2588	150	2438	5.8	1.2
1955	3565	182	3383	5.1	1.3
1956	3418	128	3290	3.8	1.2
1957	3744	99	3645	2.6	0.7
1958	4615	144	4471	3.1	0.8
1959	5056	120	4936	2.3	0.7

TABLE 75  
INCIDENCE BY LOCALITY OF DIPHTHERIA AND ENTERIC FEVER CASES ADMITTED  
IN THE ARTHUR ROAD HOSPITAL, DURING THE YEAR 1959.

Locality.	Fort badevi Dhobi Talao	Kal- gaum	Gir- Bazar	Bhendi Bazar	Don- gri	Maz- gaon	Rycu- lla	Tar- deo	Worli	Parel, Lal- aug & Sewri	Dadar	Matunga, Mahim & Sion	BOMBAY				SUBURBS.				im- por- ted	Total
													H	K	L-M	N	P	T	R			
Diphtheria.																						
Cured	232	263	452	332	237	221	563	201	282	489	353	352	175	143	206	54	143	30	102	106	4,836	
Died	5	5	8	5	4	7	10	4	6	10	4	3	3	4	10	3	4	3	2	20	120	
Total	237	268	460	337	241	228	573	205	288	499	357	355	178	147	216	57	147	33	104	126	5,056	
Enteric Fever.																						
Cured	254	224	258	186	152	82	252	131	296	443	176	223	150	106	152	76	78	16	23	56	3,334	
Died	8	7	10	13	7	13	15	8	10	11	10	5	3	...	3	5	3	1	2	3	137	
Total	262	231	268	199	159	95	267	139	306	454	186	228	153	106	155	81	81	17	25	59	3,471	

TABLE 76  
INCIDENCE BY AGE OF DIPHTHERIA CASES ADMITTED IN THE CITY FEVER HOSPITAL,  
DURING THE YEAR 1959.

Age in Year	0— 1		2— 5		6— 10		11— & onwards.		Total.	
	Cured	Died	C.	D.	C.	D.	C.	D.	C.	D.
	Male	144	20	817	34	663	3	880	3	2504
Female	92	20	646	32	641	6	1053	2	2432	60
Total	236	40	1463	66	1304	9	1933	5	4936	120

TABLE 77.

SUMMARY OF DIPHThERIA CASES ADMITTED AND TREATED DURING THE YEAR 1959.

Variety.	Admissions.	Deaths.	Case fatality rate. %	Case fatality rate excluding moribund cases. %
(1) Tonsillar	4074	35	0.8	0.6
(2) Laryngeal	143	15	10.4	2.0
(3) Nasal	457	...	...	...
(4) Pharynx	36	7	19.4	5.5
(5) Tongue	10	...	...	...
(6) Lips	3	...	...	...
(7) Tonsillar, Laryngeal	198	46	23.2	4.0
(8) Laryngeal, Pharyngeal	11	4	36.0	9.0
(9) Laryngeal, Tongue	1	1	100.0	...
(10) Tonsillar-pharyngeal-nasal	13	1	7.6	...
(11) Tonsillar, Pharyngeal	5	1	20.0	...
(12) Tonsillar, Pharyngeal, Laryngeal	3	...	...	...
(13) Tonsillar, Lips, Cheeks	3	2	66.6	...
(14) Tonsillar, Conjunctival	3	2	66.6	...
(15) Tonsillar, Tongue	6	4	66.6	16.6
(16) Haemorrhagic	2	2	100.0	...
(17) No Patch	88	...	...	...

TABLE 78

SYMPTOMS AND COMPLICATIONS IN THE CASES OF ENTERIC FEVER, ADMITTED IN THE CITY FEVER HOSPITAL, ARTHUR ROAD, DURING THE YEAR 1959.

Symptoms and complications	No. of cases of Enteric Fever.	Percentage of the total number of Enteric Fever cases admitted.	No. of cases recovered.	No. of cases died.	Fatality rate.
Toxaemia	725	20.8%	650	75	10.3%
Broncho-Pneumonia	223	6.4%	211	12	5.4%
Meningismus	29	0.8%	26	3	10.3%
Perforation	13	0.4%	...	...	...
Parotitis	5	0.2%	5	...	...
Relapse	15	0.4%	14	1	6.6%
Dehydration	465	13.3%	457	8	1.7%
Haemorrhage	51	1.4%	44	7	13.7%
Failure of peripheral circulation	61	1.7%	32	29	47.5%

TABLE 79

ENTERIC FEVER: CASES AND FATALITY RATE. 1946 TO 1959.

Year.	Admissions.	Deaths.	Recovered.	Case fatality rate.	Case fatality rate excluding moribund cases.
1946	790	149	641	18.9%	13.9%
1947	1,464	251	1,213	17.1%	13.8%
1948	2,486	440	2,046	17.6%	11.8%
1949	3,065	455	2,610	14.8%	11.2%
1950	1,208	197	1,011	16.3%	12.2%
1951	1,153	128	1,025	11.1%	8.0%
1952	1,554	250	1,304	16.0%	12.2%
1953	2,056	205	1,851	10.0%	7.2%
1954	2,387	143	2,244	5.9%	3.3%
1955	2,191	122	2,069	5.6%	3.4%
1956	2,492	158	2,334	6.3%	3.9%
1957	3,048	185	2,863	6.0%	3.9%
1958	3,305	172	3,133	5.2%	3.05%
1959	3,471	137	3,334	3.9%	2.5%

TABLE 80

INCIDENCE BY AGE OF ENTERIC FEVER CASES ADMITTED IN THE CITY FEVER HOSPITAL, ARTHUR ROAD, DURING THE YEAR 1959.

Age in year.	0 — 10		11 — 20		21 — 30		31 — 40		41 — 50		51 & above		Total.	
	Cured	Died	C.	D.	C.	D.	C.	D.	C.	D.	C.	D.	C.	D.
Male	250	12	854	20	1,155	36	297	17	65	2	18	8	1,639	95
Female	191	9	249	8	183	15	49	4	14	6	9	...	695	42
Total	441	21	1,103	28	1,338	51	346	21	79	8	27	8	3,334	137

63  
TABLE 81

MATERIALS EXAMINED AT THE CLINICAL LABORATORY AT THE ARTHUR ROAD HOSPITAL DURING THE YEAR 1959.

<b>(A) Investigations—</b>		
<b>(1) Pathological—</b>		
(i) Routine examination of urine	...	22
<b>(ii) Examination of Blood—</b>		
(1) Cytological examination...	...	566
(2) Grouping and matching of blood for transfusion	...	287
(iii) Examination of Faeces	...	13
(iv) Examination of sputa	...	43
<b>(v) Examination of puncture fluid:—</b>		
(1) Cerebro-Spinal-Fluid	...	530
<b>(2) Bacteriological—</b>		
<b>(i) Blood—</b>		
(a) Whole blood culture	...	1,406
(b) Clot culture	...	1,406
<b>(c) Serological examination:—</b>		
(1) Widal Reaction	...	9,330
(2) Kahn Test	...	156
(3) Weil Felix	...	86
(4) Sedimentation rate	...	4
<b>(ii) Cultural examination of:—</b>		
(1) Throat swab	...	6,161
(2) Nasal swab	...	2,729
(3) Tongue swab	...	5
(4) Vulval swab	...	1
(5) Lip swab	...	1
(6) Eye swab	...	2
(7) Rectal swab	...	780
<b>(iii) Examination for the presence of Micro-organisms (C. Diphtheria):—</b>		
(1) Throat swab	...	21,986
(2) Nasal swab	...	2,729
(3) Tongue swab	...	34
(4) Vulval swab	...	8
(5) Vaginal swab	...	4
(6) Anal swab	...	2
(7) Cheek swab	...	2
(8) Lip swab	...	12
(9) Eye swab	...	13
(10) Ear swab	...	18
<b>(iv) Examination for the presence of Micro-organisms (V. Cholera):—</b>		
(1) Rectal swab	...	1,506
<b>(3) Bio-chemical—</b>		
<b>(1) Cerebro-Spinal-Fluid:—</b>		
(a) Chlorides	...	530
<b>(2) Blood—</b>		
(a) Van Den Bergh's Test	...	2,245
(b) Icterus Index	...	2,245
<b>Total</b>		<b>53,456</b>
<b>(B).—Injectable materials prepared—</b>		
Normal saline	...	4,700 bottles (1×500 c.c.) Manufacture of N. Saline being discontinued after 1-6-1959.
Hypertonic saline	...	340 bottles (1×900 c.c.) Manufacture of H. Saline being discontinued after 1-6-1959.
Sterile distilled water for dissolving Penicillin Glucose etc.	...	1,320 bottles (1×500 c.c.)
Blood transfusion	...	235



TABLE 82  
AVERAGE WEEKLY COST PER PATIENT ADMITTED AT THE CITY FEVER HOSPITAL, ARTHUR ROAD.  
(Excluding establishment charges).

Particulars.	1956.	1957.	1958.	1959.
	Rs. a. p.	Rs.	Rs.	Rs.
Drugs, dressings, & Disinfectants	12 3 5	14.91	14.00	16.16
Diet	11 3 1	10.71	10.85	11.77
Clothing	1 3 0	1.70	1.17	1.77
Stores	1 0 0	1.00	0.79	1.58
Total per patient per week	25 9 6	28.32	26.81	31.28
Total no. of patients treated.	14,431	23,529	23,871	24,775

TABLE 83  
TOTAL COST PER PATIENT PER DAY AT THE CITY FEVER HOSPITAL, ARTHUR ROAD,  
(INCLUDING ESTABLISHMENT CHARGES).

Particulars.	Amount.
	Rs.
Diet	1.68
Stores and linen	0.48
Drugs, dressings, disinfectants, etc.	2.30
Lighting, } Miscellaneous etc. }	0.42
Repairs	0.06
Establishment	3.69
Total	8.63

TABLE 84  
Chemical analysis of Bombay water samples  
(1959)  
mgm/Litre.

SOURCES.	January.		February.		March.		April.		May.		June.		July.		August.		September.		October.		November.		December	
	I	II	I	II	I	II	I	II	I	II	I	II	I	II	I	II	I	II	I	II	I	II	I	II
<b>1. Water from the Tansa Lake:—</b>																								
Total Solids ...	78.0	71.0	88.0	75.0	70.0	73.0	85.0	84.0	83.0	85.0	86.0	84.0	75.0	91.0	100.0	89.0	90.0	93.0	93.0	92.0	84.0	83.0	80.0	82.0
Chlorides (Cl) ...	6.0	5.0	6.0	5.0	6.0	6.0	6.0	6.0	7.0	6.0	6.0	6.0	6.0	11.0	6.5	6.0	6.0	6.0	6.0	5.5	6.0	6.0	5.5	6.0
Free Ammonia ...	Nil	0.04	0.05	0.02	0.08	0.04	Nil.	0.01	0.04	0.02	Nil.	0.04	0.04	0.05	Nil.	0.02	0.06	0.07	Nil.	0.01	0.026	Nil.	0.01	0.01
Albuminoid Ammonia ...	0.15	0.10	0.08	0.11	0.14	0.04	0.11	0.07	0.09	0.16	0.11	0.10	0.07	0.10	0.04	0.07	0.07	0.12	0.08	0.09	0.12	0.10	0.09	0.06
Oxygen Absorbed at 80°F. (Tidy's Process)...	0.71	0.30	0.55	0.45	1.02	0.83	0.43	0.48	0.77	0.44	1.10	0.59	0.10	0.60	0.20	0.47	0.28	0.22	0.22	0.43	0.47	0.67	0.32	0.66
<b>2. Water from the Vihar Lake:—</b>																								
Total Solids ...	73.0	78.0	77.0	77.0	94.0	70.0	83.0	87.0	83.0	88.0	84.0	84.0	66.0	79.0	97.0	87.0	96.0	70.0	89.0	93.0	74.0	83.0	81.0	80.0
Chlorides (Cl) ...	9.0	10.0	9.0	9.0	10.0	10.0	10.0	10.0	10.0	10.0	10.0	10.0	16.0	10.0	10.5	10.0	8.0	9.5	9.5	9.0	10.0	10.0	9.0	10.0
Free Ammonia ...	0.01	Nil.	0.08	0.01	0.04	0.04	Nil.	0.04	0.03	0.01	Nil.	Nil.	0.12	0.01	0.01	0.02	0.01	Nil.	Nil.	Nil.	Nil.	Nil.	Nil.	Nil.
Albuminoid Ammonia ...	0.15	0.10	0.10	0.12	0.19	0.09	0.10	0.08	0.09	0.12	0.10	0.10	0.10	0.11	0.07	0.10	0.08	0.10	0.08	0.09	0.13	0.09	0.06	0.06
Oxygen Absorbed at 80°F. (Tidy's Process)...	0.40	0.10	0.80	0.70	1.63	1.19	0.75	0.91	0.55	0.66	0.88	0.99	0.10	0.70	0.50	0.85	0.66	0.55	0.66	0.37	0.55	0.44	0.42	0.76
<b>3. Water from the Tulsi Lake:—</b>																								
Total Solids ...	65.0	74.0	73.0	62.0	56.0	70.0	60.0	73.0	69.0	69.0	87.0	68.0	77.0	88.0	84.0	75.0	79.0	73.0	92.0	79.0	67.0	70.0	80.0	76.0
Chlorides (Cl) ...	9.0	9.0	9.0	9.0	9.0	10.0	10.0	9.0	10.0	10.0	10.0	10.0	10.0	6.0	11.5	11.0	10.0	10.0	9.5	9.0	10.0	10.0	9.0	10.0
Free Ammonia ...	0.01	0.04	Nil.	0.07	0.01	0.02	Nil.	Nil.	0.04	0.20	Nil.	0.16	0.04	0.01	0.01	Nil.	Nil.	Nil.	Nil.	0.01	Nil.	0.04	0.04	Nil.
Albuminoid Ammonia ...	0.12	0.03	0.07	0.10	0.15	0.08	0.10	0.07	0.11	0.20	0.15	0.11	0.09	0.08	0.11	0.12	0.08	0.11	0.10	0.08	0.14	0.10	0.06	0.10
Oxygen Absorbed at 80°F. (Tidy's Process)...	0.61	0.40	0.40	0.45	1.12	0.59	0.64	0.91	0.77	0.77	1.22	0.50	0.10	0.40	0.30	0.56	0.66	0.44	0.11	0.32	0.44	0.44	0.10	0.66
<b>4. Water from the Supply made to 'A' Ward Area:—</b>																								
Total Solids ...	72.0	70.0	80.0	72.0	70.0	75.0	75.0	75.0	75.0	82.0	85.0	80.0	71.0	85.0	90.0	80.0	90.0	80.0	85.0	80.0	80.0	75.0	75.0	70.0
Chlorides (Cl) ...	7.0	7.0	7.0	7.0	8.0	8.0	8.0	8.0	7.0	7.0	7.0	7.0	7.0	7.0	8.0	7.5	7.0	7.5	7.5	7.0	7.5	8.0	6.5	7.0
Free Ammonia ...	Nil.	Nil.	Nil.	Nil.	Nil.	Nil.	0.01	Nil.	Nil.	0.01	Nil.	Nil.	0.01	Nil.	Nil.	Nil.	Nil.	Nil.	Nil.	0.01	0.08	Nil.	Nil.	Nil.
Albuminoid Ammonia ...	0.10	0.07	0.04	0.09	0.05	0.04	0.11	0.10	0.07	0.14	0.10	0.08	0.08	0.09	0.05	0.07	0.03	0.06	0.07	0.06	0.08	0.07	0.06	0.07
Oxygen Absorbed at 80°F. (Tidy's Process)...	0.25	0.15	0.30	0.10	0.36	0.23	0.35	0.53	0.11	0.11	0.55	0.20	0.20	0.40	0.50	0.19	0.33	0.11	0.33	0.22	0.16	0.11	0.21	0.38
<b>5. Water from the Supply made to 'B' Ward Area:—</b>																								
Total Solids ...	72.0	72.0	80.0	72.0	70.0	73.0	75.0	75.0	73.0	82.0	85.0	80.0	70.0	85.0	90.0	80.0	90.0	80.0	85.0	75.0	80.0	75.0	72.0	70.0
Chlorides (Cl) ...	8.0	8.0	7.0	7.0	8.0	8.0	8.0	8.0	8.0	7.0	8.0	8.0	8.0	8.0	7.5	8.0	7.0	7.5	7.5	8.0	7.5	8.0	8.0	7.5
Free Ammonia ...	Nil.	Nil.	Nil.	0.08	Nil.	0.01	0.01	Nil.	Nil.	0.04	Nil.	Nil.	Nil.	Nil.	Nil.	Nil.	Nil.	Nil.	Nil.	0.08	Nil.	0.01	0.01	Nil.
Albuminoid Ammonia ...	0.10	0.04	0.08	0.09	0.06	0.08	0.08	0.09	0.06	0.12	0.11	0.07	0.07	0.08	0.03	0.07	0.04	0.04	0.05	0.05	7.07	0.06	0.07	0.06
Oxygen absorbed at 80°F. (Tidy's Process)...	0.10	0.10	0.15	0.20	0.67	0.35	0.46	0.16	0.11	0.33	0.37	0.10	0.20	0.80	0.10	0.094	0.44	0.11	0.11	0.22	0.06	0.44	0.21	0.095

TABLE 84—(Contd.)

SOURCES.	January.		February		March.		April.		May.		June.		July.		August.		September.		October.		November.		December.		
	I	II	I	I	I	II	I	II	I	II	I	II	I	II	I	II	I	II	I	II	I	II	I	II	
	6. <i>Water from the supply made to 'C' ward Area:</i>																								
Total Solids ... ..	72.0	72.0	75.0	72.0	65.0	73.0	75.0	75.0	73.0	82.0	85.0	78.0	70.0	85.0	90.0	80.0	90.0	80.0	85.0	80.0	80.0	75.0	75.0	70.0	
Chlorides (Cl) ... ..	7.0	8.0	8.0	7.0	7.0	8.0	8.0	8.0	8.0	7.0	7.0	8.0	8.0	8.0	7.5	8.0	6.5	7.5	7.5	7.5	7.5	8.0	6.5	7.0	
Free Ammonia ... ..	0.02	Nil.	Nil.	0.02	0.16	0.02	0.01	0.01	Nil.	0.02	Nil.	Nil.	Nil.	Nil.	Nil.	Nil.	Nil.	0.28	Nil.	0.42	0.01	Nil.	Nil.	Nil.	
Albuminoid Ammonia ... ..	0.12	0.08	0.06	0.09	0.07	0.06	0.09	0.11	0.07	0.11	0.11	0.08	0.09	0.07	0.05	0.07	0.05	0.07	0.05	0.06	0.09	0.07	0.07	0.08	
Oxygen Absorbed at 80°F. (Tidy's Process)...	0.20	0.10	0.15	0.15	0.67	0.35	0.35	0.26	0.22	0.55	0.53	0.20	0.60	0.10	0.10	0.28	0.22	0.33	0.11	0.22	0.06	0.11	0.10	0.19	
7. <i>Water from the supply made to 'D' ward Area:</i>																									
Total Solids ... ..	72.0	70.0	75.0	72.0	65.0	73.0	75.0	70.0	72.0	82.0	85.0	80.0	72.0	86.0	91.0	75.0	90.0	80.0	85.0	80.0	80.0	75.0	78.0	70.0	
Chlorides (Cl) ... ..	7.0	7.0	8.0	7.0	7.0	7.0	8.0	7.0	8.0	6.0	7.0	7.0	8.0	8.0	7.0	7.0	6.5	7.5	7.5	7.5	7.0	8.0	8.0	7.0	
Free Ammonia ... ..	Nil.	Nil.	0.01	Nil.	Nil.	0.01	0.01	Nil.	Nil.	0.04	0.01	0.04	Nil.	Nil.	Nil.	Nil.	Nil.	0.02	Nil.	Nil.	0.01	0.01	0.01	Nil.	
Albuminoid Ammonia ... ..	0.09	0.07	0.07	0.10	0.07	0.07	0.09	0.11	0.08	0.11	0.14	0.07	0.08	0.07	0.04	0.07	0.03	0.07	0.06	0.05	0.09	0.04	0.10	0.07	
Oxygen Absorbed at 80°F. (Tidy's Process)...	0.10	0.10	0.20	0.25	0.89	0.47	0.35	0.05	0.11	0.33	0.57	0.40	0.50	0.30	0.10	0.19	0.22	0.11	0.11	0.22	0.11	0.11	0.32	0.19	
8. <i>Water from the supply made to 'E' ward Area:</i>																									
Total Solids ... ..	72.0	70.0	80.0	70.0	70.0	73.0	75.0	75.0	73.0	82.0	85.0	78.0	71.0	85.0	90.0	80.0	90.0	80.0	...	75.0	80.0	75.0	75.0	72.0	
Chlorides (Cl) ... ..	7.0	8.0	7.0	6.0	8.0	8.0	7.0	8.0	8.0	8.0	7.0	8.0	7.0	8.0	7.0	8.0	7.0	7.5	...	8.0	7.0	8.0	7.0	7.5	
Free Ammonia ... ..	Nil.	0.04	0.08	0.01	Nil.	Nil.	Nil.	Nil.	0.08	0.16	Nil.	Nil.	Nil.	0.40	Nil.	Nil.	Nil.	Nil.	...	0.18	Nil.	Nil.	Nil.	Nil.	
Albuminoid Ammonia ... ..	0.08	0.08	0.08	0.10	0.07	0.08	0.09	0.09	0.07	0.07	0.11	0.06	0.08	0.09	0.06	0.04	0.03	0.05	...	0.06	0.07	0.07	0.07	0.06	
Oxygen Absorbed at 80°F. (Tidy's Process)...	0.35	0.25	0.35	0.25	0.46	0.23	0.58	0.05	0.33	0.66	0.63	0.20	0.20	0.40	0.10	0.19	0.22	0.11	...	0.11	0.33	0.22	0.10	0.28	
9. <i>Water from the supply made to 'F' ward Area:</i>																									
Total Solids ... ..	70.0	70.0	75.0	65.0	72.0	71.0	72.0	70.0	70.0	85.0	87.0	78.0	75.0	87.0	85.0	75.0	100.0	75.0	87.0	85.0	75.0	70.0	75.0	68.0	
Chlorides (Cl) ... ..	10.0	6.0	10.0	8.0	9.0	10.0	9.0	7.0	12.0	11.0	10.0	9.0	13.0	12.0	11.0	11.0	10.0	10.5	8.0	6.5	11.5	11.5	6.5	8.5	
Free Ammonia ... ..	Nil.	Nil.	Nil.	Nil.	Nil.	0.01	0.01	0.01	Nil.	0.01	Nil.	Nil.	Nil.	Nil.	Nil.	0.01	Nil.	Nil.	Nil.	Nil.	Nil.	Nil.	Nil.	Nil.	
Albuminoid Ammonia ... ..	0.10	0.07	0.07	0.10	0.07	0.07	0.09	0.11	0.07	0.07	0.06	0.07	0.07	0.08	0.09	0.08	0.05	0.10	0.08	0.05	0.11	0.07	0.07	0.06	
Oxygen Absorbed at 80°F. (Tidy's Process)...	0.20	0.10	0.10	0.15	0.41	0.35	0.58	0.05	0.33	0.22	0.74	0.10	0.10	0.30	0.20	0.28	0.22	0.11	0.11	0.22	0.55	0.22	0.30	0.095	
10. <i>Water from the supply made to 'G' ward Area:</i>																									
Total Solids ... ..	72.0	71.0	75.0	65.0	70.0	73.0	72.0	70.0	73.0	82.0	85.0	80.0	70.0	85.0	90.0	80.0	100.0	85.0	85.0	85.0	80.0	75.0	75.0	70.0	
Chlorides (Cl) ... ..	7.0	7.0	9.0	8.0	7.0	7.0	7.0	7.0	7.0	8.0	7.0	7.0	7.0	8.0	7.5	8.0	9.0	6.5	7.0	5.5	7.5	7.0	7.0	6.5	
Free Ammonia ... ..	Nil.	Nil.	Nil.	Nil.	Nil.	0.01	Nil.	0.01	0.01	Nil.	Nil.	0.01	Nil.	Nil.	Nil.	Nil.	Nil.	Nil.	Nil.	Nil.	0.01	Nil.	Nil.	Nil.	
Albuminoid Ammonia ... ..	0.11	0.08	0.04	0.09	0.08	0.07	0.11	0.09	0.08	0.07	0.09	0.08	0.08	0.05	0.06	0.04	0.03	0.07	0.04	0.05	0.10	0.07	0.05	0.07	
Oxygen Absorbed at 80°F. (Tidy's Process)...	0.40	0.10	0.15	0.20	0.72	0.47	0.58	0.05	0.33	0.22	0.42	0.20	0.50	0.10	0.20	0.19	0.11	0.22	0.11	0.11	0.11	0.22	0.42	0.19	

TABLE 84—(Contd.)

SOURCES.	January.		February.		March.		April.		May.		June.		July.		August.		September.		October.		November.		December.			
	I	II	I	II	I	II	I	II	I	II	I	II	I	II	I	II	I	II	I	II	I	II	I	II		
<b>11. Water from the Supply made to 'H' Ward Area</b>																										
Total Solids	72.0	72.0	80.0	72.0	65.0	73.0	75.0	70.0	72.0	82.0	85.0	80.0	70.0	85.0	90.0	80.0	90.0	85.0	80.0	80.0	80.0	75.0	75.0	72.0	72.0	
Chlorides (Cl)	7.0	5.6	7.0	7.0	7.0	7.0	8.0	7.0	7.0	8.0	7.0	8.0	8.0	7.0	7.5	8.0	6.5	6.5	7.0	7.0	7.0	7.0	7.0	7.0	7.0	
Free Ammonia	Nil.	Nil.	Nil.	0.01	Nil.	Nil.	0.01	Nil.	Nil.	Nil.	Nil.	Nil.	Nil.	Nil.	Nil.	Nil.	Nil.	Nil.	Nil.	Nil.	Nil.	Nil.	Nil.	Nil.	Nil.	
Albuminoid Ammonia	0.11	0.08	0.04	0.07	0.06	0.08	0.09	0.06	0.06	0.08	0.11	0.08	0.10	0.04	0.07	0.04	0.03	0.07	0.04	0.07	0.07	0.08	0.05	0.07	0.07	
Oxygen Absorbed at 80°F (Tidy's Process)	0.25	0.10	0.05	0.30	0.52	0.59	0.32	0.11	0.11	0.11	0.42	0.10	0.20	0.10	0.10	0.094	0.11	0.11	0.11	0.11	0.11	0.22	0.21	0.095	0.095	
<b>12. Water from the Supply made to 'K' Ward Area</b>																										
Total Solids	72.6	70.0	75.0	65.0	65.0	73.0	65.0	70.0	73.0	82.0	85.0	72.0	72.0	85.0	90.0	80.0	90.0	80.0	85.0	75.0	80.0	75.0	75.0	75.0	72.0	72.0
Chlorides (Cl)	9.0	6.0	8.0	8.0	7.0	7.0	10.0	7.0	8.0	8.0	7.0	10.0	12.0	8.0	7.5	8.0	7.0	8.0	11.5	8.0	7.5	7.5	7.0	7.0	9.5	9.5
Free Ammonia	Nil.	0.01	0.01	Nil.	0.01	0.01	0.01	Nil.	Nil.	Nil.	Nil.	0.04	0.01	Nil.	Nil.	Nil.	0.08	Nil.	0.08	0.04	0.06	Nil.	Nil.	Nil.	Nil.	0.01
Albuminoid Ammonia	0.07	0.13	0.04	0.07	0.06	0.07	0.09	0.09	0.09	0.07	0.09	0.07	0.07	0.05	0.05	0.04	0.03	0.08	0.04	0.06	0.07	0.07	0.04	0.05	0.05	0.05
Oxygen absorbed at 80°F (Tidy's Process)	0.25	0.15	0.15	0.25	0.62	0.47	0.23	0.05	0.22	0.11	0.37	0.69	0.10	0.20	0.10	0.19	0.22	0.22	0.11	0.11	0.22	0.22	0.42	0.28	0.28	0.28
<b>13. Water from the Supply made to 'L' Ward Area</b>																										
Total Solids	70.0	68.0	75.0	65.0	75.0	72.0	65.0	70.0	69.0	85.0	87.0	75.0	72.0	88.0	85.0	75.0	100.0	75.0	85.0	75.0	75.0	70.0	70.0	70.0	71.0	71.0
Chlorides (Cl)	10.0	10.0	10.0	10.0	10.0	12.0	12.0	11.0	12.0	12.0	11.0	11.0	12.0	10.0	11.0	11.5	10.0	11.0	10.5	10.5	10.5	10.5	11.0	11.0	9.5	9.5
Free Ammonia	Nil.	Nil.	Nil.	Nil.	0.01	0.04	0.02	Nil.	0.01	0.02	Nil.	Nil.	0.01	0.04	Nil.	0.01	Nil.	0.01	Nil.	0.01	Nil.	Nil.	0.01	Nil.	Nil.	0.01
Albuminoid Ammonia	0.08	0.09	0.07	0.08	0.11	0.07	0.08	0.08	0.14	0.13	0.05	0.08	0.09	0.11	0.09	0.08	0.08	0.10	0.07	0.08	0.10	0.09	0.07	0.06	0.06	0.06
Oxygen absorbed at 80°F (Tidy's Process)	0.30	0.20	0.25	0.35	0.93	0.47	0.48	0.16	0.33	0.55	0.42	0.50	0.40	0.30	0.20	0.28	0.44	0.88	0.33	0.22	0.33	0.55	0.63	0.28	0.28	
<b>14. Water from the Supply made to 'M' Ward Area</b>																										
Total Solids	70.0	69.0	75.0	65.0	75.0	71.0	65.0	70.0	69.0	85.0	87.0	72.0	73.0	87.0	85.0	75.0	100.0	75.0	85.0	75.0	75.0	70.0	70.0	70.0	65.0	65.0
Chlorides (Cl)	11.0	10.0	10.0	10.0	10.0	11.0	10.0	11.0	11.0	12.0	11.0	11.0	12.0	11.0	11.0	11.0	10.0	11.5	11.0	10.0	11.5	11.0	11.0	10.0	10.5	10.5
Free Ammonia	Nil.	Nil.	Nil.	Nil.	Nil.	0.01	0.01	Nil.	0.02	0.01	Nil.	0.01	0.02	0.01	0.01	Nil.	Nil.	Nil.	0.01	Nil.	0.01	0.04	0.01	0.01	Nil.	0.01
Albuminoid Ammonia	0.08	0.12	0.08	0.07	0.11	0.07	0.08	0.07	0.13	0.09	0.09	0.10	0.10	0.07	0.10	0.07	0.07	0.10	0.08	0.08	0.09	0.07	0.07	0.05	0.08	0.08
Oxygen absorbed at 80°F (Tidy's Process)	0.30	0.15	0.20	0.40	0.55	0.47	0.46	0.26	0.44	0.11	0.53	0.40	0.30	0.60	0.20	0.28	0.44	0.33	0.44	0.22	0.11	0.55	0.84	0.38	0.38	
<b>15. Water from the Supply made to 'N' Ward Area</b>																										
Total Solids	70.0	68.0	80.0	70.0	75.0	71.0	72.0	70.0	70.0	82.0	87.0	72.0	72.0	85.0	90.0	80.0	90.0	80.0	85.0	85.0	80.0	75.0	75.0	70.0	70.0	70.0
Chlorides (Cl)	8.0	10.0	7.0	7.0	10.0	11.0	7.0	11.0	11.0	7.0	11.0	11.0	12.0	8.0	8.5	7.5	6.5	7.0	9.5	6.5	7.0	8.0	6.5	6.0	6.0	6.0
Free Ammonia	Nil.	Nil.	Nil.	0.07	0.01	0.01	Nil.	Nil.	0.03	0.01	Nil.	0.01	0.01	0.01	0.01	Nil.	Nil.	Nil.	0.01	Nil.	0.01	Nil.	0.01	0.16	0.04	0.04
Albuminoid Ammonia	0.07	0.08	0.07	0.07	0.10	0.09	0.07	0.07	0.12	0.10	0.10	0.09	0.07	0.06	0.06	0.04	0.04	0.08	0.07	0.11	0.07	0.09	0.07	0.05	0.05	0.05
Oxygen absorbed at 80°F (Tidy's Process)	0.30	0.25	0.10	0.30	0.44	0.45	0.23	0.26	0.22	0.33	0.63	0.59	0.30	0.20	0.20	0.094	0.44	0.11	0.44	0.22	0.22	0.22	0.42	0.19	0.19	0.19

TABLE 85

*Bacteriological Analysis of Bombay water samples (corresponding to the points referred to in Table 84 for chemical examination) 1959. Lactose Fermenters  
Most probable number in 100 ml. of Water (M.P.N. Index)*

Source.	January.		February.		March.		April.		May.		June.		July.		August.		September.		October.		November.		December.	
	I	II	I	II	I	II	I	II	I	II	I	II	I	II	I	II	I	II	I	II	I	II	I	II
Water from the supply made to 'A' ward area ...	0	0	0	0	0	0	0	0	0	0	16	0	0	0	0	0	0	0	0	0	0	0	0	0
Water from the supply made to 'B' ward area ...	0	0	0	0	0	0	0	0	0	0	0	0	161	0	0	0	0	0	0	0	0	0	0	0
Water from the supply made to 'C' ward area ...	0	0	240	0	0	0	0	0	0	0	0	0	0	0	16	0	0	0	0	0	0	161	0	0
Water from the supply made to 'D' ward area ...	0	0	16	16	0	0	0	0	0	0	0	0	0	0	0	0	0	0	0	0	16	0	0	0
Water from the supply made to 'E' ward area ...	0	0	0	0	0	0	0	0	0	0	0	240	0	0	0	0	0	0	not coltd.	0	16	0	0	0
Water from the supply made to 'F' ward area ...	0	0	0	0	0	0	0	0	161	0	0	161	0	0	0	0	0	0	0	0	0	0	0	0
Water from the supply made to 'G' ward area ...	0	0	0	0	0	0	0	16	0	0	0	40	16	0	0	0	0	0	0	0	240	0	0	0
Water from the supply made to 'H' Ward area ...	0	0	0	0	0	0	0	0	0	0	0	0	0	0	16	0	0	0	0	0	0	0	0	0
Water from the supply made to 'K' ward area ...	0	0	0	0	0	0	0	0	0	0	0	0	0	0	161	0	0	0	0	0	0	161	0	0
Water from the supply made to 'L' ward area ...	0	0	0	0	0	0	0	0	0	0	0	0	0	0	0	0	0	0	0	0	0	0	0	0
Water from the supply made to 'M' ward area ...	0	0	0	0	0	0	0	0	161	0	0	0	0	240	0	0	0	0	0	161	0	0	0	0
Ward from the supply made to 'N' ward area ...	0	0	0	0	0	0	0	0	0	0	0	240	0	240	0	0	0	0	0	0	0	0	0	0

TABLE No. 86

Statement of Samples examined chemically during the year ending 31st December 1959

Received from.	WATER.			FOOD-STUFFS.																				Miscellaneous.				TOTAL.				
	Bombay.	Wall.	Other.	Milk.	Chee.	Butter.	Tea and Tea Dust.	Coffee.	Turmeric Powder	Chilli Powder.	Curd.	Prepared Tea.	Oils.	V. P.	Honey.	Khawa.	Aerated Water.	Ice-Cream.	Ice-Candy.	Asafoetida.	Syrup.	Jaggery.	Chikki.	Fruits.	Miscellaneous Food stuffs	Chemicals.	Paints.		Soap.	Others.		
The S. I. (Food) Van	...	...	...	1540	22	202	20	10	5	94	81	71	142	...	42	24	21	32	13	66	4	8	...	...	97	...	...	...	...	...	2494	
Food Insp. Dist. 1, 2, 3, 4	...	...	...	1032	8	73	4	7	7	33	23	116	35	...	5	2	1	9	1	4	1	1	...	...	28	...	...	...	...	...	1388	
Do. 5, 6, 8	...	...	...	1242	18	74	5	8	38	17	...	121	164	1	...	8	1	2	6	3	1	1	...	...	19	...	...	...	...	...	1729	
Do. 7, 9, 10	...	...	...	2155	4	50	4	4	38	33	15	191	246	1	4	5	1	4	1	13	2	2	...	...	82	...	...	...	...	...	2855	
Food Insp. Suburbs	...	...	...	847	24	43	9	4	128	71	34	29	258	...	7	1	...	3	...	20	...	3	...	...	39	...	...	...	...	...	1519	
The Superintendent of Licenses	...	...	...	...	...	...	...	...	...	...	...	...	1	...	...	...	...	...	...	...	...	...	...	...	2	454	...	...	...	...	457	
The Controller of Stores	...	...	...	...	2	3	...	...	...	...	1	...	18	...	...	...	...	...	...	...	...	...	...	...	...	...	...	18	22	162	266	
The Hydraulic Engineer	72	2	25	...	...	...	...	...	...	...	...	...	...	...	...	...	...	...	...	...	...	...	...	...	...	...	...	...	...	5	104	
The Municipal Hospitals	...	...	...	695	24	227	2	...	...	...	...	...	63	...	...	...	...	...	...	...	...	...	...	...	63	15	...	...	...	...	1089	
The Executive Health Officer	...	...	...	...	...	...	...	...	...	...	...	...	...	...	...	...	...	...	...	...	...	...	...	...	...	...	...	...	...	...	...	
Municipal Analyst	287	...	...	...	...	...	...	...	...	...	...	...	...	...	...	...	...	...	...	...	...	...	...	...	...	...	...	...	...	...	287	
The Asst. Engineer (c) Vaitarna	...	...	15	...	...	...	...	...	...	...	...	...	...	...	...	...	...	...	...	...	...	...	...	...	...	...	...	...	...	...	15	
The Asst. Engineer (Fowal)	...	...	6	...	...	...	...	...	...	...	...	...	...	...	...	...	...	...	...	...	...	...	...	...	...	...	...	...	...	...	10	
The A. E. Planning	...	...	...	...	...	...	...	...	...	...	...	...	...	...	...	...	...	...	...	...	...	...	...	...	...	...	...	...	...	...	4	
M. I. S. in City	...	...	144	...	...	...	...	...	...	...	...	...	...	...	...	...	...	...	...	...	...	...	...	...	...	...	...	...	...	...	4	
A. E. Filtration	...	...	...	...	...	...	...	...	...	...	...	...	...	...	...	...	...	...	...	...	...	...	...	342	130	...	...	...	...	...	616	
M.O.S. and S. I. S. from Suburbs	...	...	...	...	...	...	...	...	...	...	...	...	...	...	...	...	...	...	...	...	...	...	...	...	...	...	...	...	...	...	31	
M. O. S. S. I. S. and from Ext. Suburbs	...	81	...	...	...	...	...	...	...	...	...	...	...	...	...	...	...	...	...	...	...	...	...	...	...	...	...	...	...	...	31	
The Other Municipal Authorities	...	55	11	...	...	...	...	...	...	...	...	...	...	...	...	...	...	...	...	...	...	...	...	...	...	...	...	...	...	...	66	
The E. & T. O.	...	...	2	...	...	...	...	...	...	...	...	...	...	...	...	...	...	...	...	...	...	...	...	...	...	...	...	...	...	...	30	
A. E. West	...	1	3	...	...	5	...	...	...	...	...	...	...	...	...	...	...	...	...	...	...	...	...	...	...	...	...	...	...	...	81	
The Test Audit Officer	...	...	...	...	...	...	...	...	...	...	...	...	...	...	...	...	...	...	...	...	...	...	...	...	...	...	...	...	...	...	...	4
Private Parties	...	15	33	120	76	80	1	4	...	...	1	...	3	...	27	2	...	20	...	9	...	7	...	...	45	2	...	5	12	6		
TOTAL	359	154	239	7631	178	757	45	37	216	250	155	528	930	8	85	41	24	70	20	115	9	31	354	130	491	471	18	27	223	13596		

TABLE 87

Statement of Samples of Food-Stuff examined under the Prevention of Food Adulteration Act 1954 and those found adulterated during the year ending 31st December 1959.

RECEIVED FROM	MILK AND CURDS (2)			GHEE AND BUTTER (3)			TEA AND TEA DUST (4)			COFFEE (5)			TURMERIC POWDER (6)			CHILLY POWDER (7)			PREPARED TEA (8)			OILS (9)		
	Total	Adulterated	Percentage of Adulteration	Total	Adulterated	Percentage of Adulteration	Total	Adulterated	Percentage of Adulteration	Total	Adulterated	Percentage of Adulteration	Total	Adulterated	Percentage of Adulteration	Total	Adulterated	Percentage of Adulteration	Total	Adulterated	Percentage of Adulteration	Total	Adulterated	Percentage of Adulteration
S. I. Food (Van)	1,503	802	53.2	224	87	38.4	20	5	25.00	10	4	40.0	5	...	...	94	46	48.9	71	39	54.9	142	27	19.1
Food Insp. Dist. 1, 2, 3, 4	753	386	51.2	81	17	20.9	4	...	...	7	1	14.3	7	1	14.3	33	16	48.5	116	39	33.6	35	6	17.1
Food Insp. Dist. 5, 6, 8	901	537	59.6	92	41	44.5	1	...	...	8	4	50.0	38	7	18.4	17	5	29.4	121	52	42.9	164	30	22.3
Food Insp. Dist. 7, 9, 10	1,810	871	48.1	54	29	53.7	8	1	12.5	4	1	25.0	38	4	10.5	33	14	42.4	191	53	27.7	246	52	21.1
Food Insp. Subs.	823	400	48.6	67	25	37.3	9	1	11.1	4	3	75.0	128	37	27.8	71	37	52.1	29	4	13.8	258	35	13.6
Total	5,790	2,996	51.7	518	199	38.4	42	7	16.7	33	13	39.4	216	49	22.7	248	118	47.6	528	187	35.4	845	150	17.7

TABLE No. 87—(concl'd)

RECEIVED FROM	HONEY (10)			KHOA (11)			ASAFOTIDA (12)			AERATED WATER AND SYRUPS (13)			ICE-CREAMS AND ICE-CANDY (14)			V. P. (15)			JAGGERY (16)			MISCELLANEOUS (17)		
	Total	Adulterated	Percentage of Adulteration	Total	Adulterated	Percentage of Adulteration	Total	Adulterated	Percentage of Adulteration	Total	Adulterated	Percentage of Adulteration	Total	Adulterated	Percentage of Adulteration	Total	Adulterated	Percentage of Adulteration	Total	Adulterated	Percentage of Adulteration	Total	Adulterated	Percentage of Adulteration
	S. I. (Food) Van	42	31	73.8	24	11	45.8	66	51	77.3	25	8	32.0	45	25	55.6	...	...	...	8	2	25.0	97	47
Food Insp. Dist. 1, 2, 3, 4.	5	2	40.0	2	2	100.0	4	1	25.0	1	1	100.0	9	4	44.4	1	...	...	1	...	...	27	12	44.4
Food Insp. Dist. 5, 6, 8.	...	...	...	8	1	12.5	3	1	33.3	1	...	...	8	4	50.0	1	...	...	1	...	...	19	8	42.1
Food Insp. Dist. 7, 9, 10.	4	3	75.0	5	1	20.0	13	9	69.2	4	2	50.0	5	2	40.0	1	...	...	2	...	...	82	46	56.1
Food Insp. Subs.	7	5	71.4	...	...	...	20	19	95.0	...	...	...	3	1	33.3	...	...	...	3	2	66.7	49	12	24.5
Total	58	41	70.7	39	15	38.5	106	81	76.4	31	11	35.5	70	36	51.4	3	...	...	15	4	26.7	264	125	47.3



TABLE No. 88

Statement of Samples received for Bacteriological and Clinical examination during the year ending 31 December 1959.

RECEIVED FROM.	Water.			Samples for Clinical examination.										Food Stuff							Miscellaneous					TOTAL.
	Bombay.	Other.	Well.	Sputum for T. B.	Sputum for Other Tests	Throat Swab	Blood for Malaria Parasites.	Blood for Differential Count.	Blood for other Tests.	Smear for Gonococci.	Semen	Stool for General Examination.	Urine	Matton	Milk	Ice-cream	Sweets	Aerated water	Fruits	Miscellaneous food-stuffs	Vaccine	Disinfectants	Inj. Cal. Gluconate	Inj. Vit. 'c'	Misc.	
The Medical Insps. from A Ward	67	21	1	..	..	..	..	..	..	..	..	..	..	..	..	..	..	..	..	..	..	..	..	..	..	68
" " " B " "	21	..	..	..	..	..	..	..	..	..	..	..	..	..	..	..	..	..	..	..	..	..	..	..	..	21
" " " C " "	203	13	..	..	..	50	..	..	..	..	..	..	..	..	..	..	..	..	..	..	..	..	..	..	..	266
" " " D " "	132	4	..	..	..	16	..	..	..	..	..	..	..	..	..	..	..	..	..	..	..	..	..	..	..	154
" " " E " "	191	..	..	..	..	1	..	..	..	..	..	..	..	..	..	..	..	..	..	..	..	..	..	..	..	197
" " " F " "	60	1	..	..	..	..	..	..	..	..	..	..	..	..	..	..	5	2	..	..	..	..	..	..	..	68
" " " G " "	124	..	..	..	..	..	..	..	..	..	..	..	..	..	..	..	..	..	..	10	..	..	..	..	..	134
The Medical Officer H Ward	13	1	..	..	..	..	..	..	..	..	..	..	..	..	..	..	..	..	..	..	..	..	..	..	..	14
" " " K " "	3	..	..	..	..	..	..	..	..	..	..	..	..	..	..	..	..	..	..	..	..	..	..	..	..	3
" " " L & M Wards	21	2	..	..	..	..	..	..	..	..	..	..	..	..	..	..	..	..	..	..	..	..	..	..	..	23
" " " N & T " "	1	31	..	..	..	8	..	..	..	..	..	..	..	..	..	..	..	..	..	..	..	..	..	..	..	40
" " " P & R " "	2	16	..	..	..	..	..	..	..	..	..	..	..	..	..	..	..	..	..	..	..	..	..	..	..	18
The Hydraulic Engineer	1,834	..	..	..	..	..	..	..	..	..	..	..	..	..	..	..	..	..	..	..	100	..	..	..	..	1,834
The Supdt. of Vaccination.	..	..	..	..	..	..	..	..	..	..	..	..	..	..	..	..	..	..	..	..	..	..	..	..	..	100
A. E. D. Spl.	2,350	..	..	..	..	..	..	..	..	..	..	..	..	..	..	..	..	..	..	..	..	..	..	..	..	2,350
The Mechanical Engineer	..	6	..	..	..	..	..	..	..	..	..	..	..	..	..	..	..	..	..	..	..	..	..	..	..	6
The Asstt. Engineer (Vairana)	..	2	..	..	..	..	..	..	..	..	..	..	..	..	..	..	..	..	..	..	..	..	..	..	..	2
The Asstt. Engineer (D.I.E.N.)	..	1	..	..	..	..	..	..	..	..	..	..	..	..	..	..	..	..	..	..	..	..	..	..	..	1
The Controller of Stores	..	..	..	..	..	..	..	..	..	..	..	..	..	..	..	..	..	..	..	..	..	..	..	..	..	8
The Executive Health Officer	..	2	..	..	..	..	..	..	..	..	..	..	..	..	..	..	..	..	..	..	..	..	..	..	..	2
The Municipal Analyst	..	..	..	..	..	..	..	..	..	..	..	..	..	..	..	..	..	..	..	..	..	..	..	..	..	4,028
The M.A. (Bombay Port Trust)	4,028	422	..	..	..	..	..	..	..	..	..	..	..	..	..	..	..	..	..	..	..	..	..	..	..	422
The Asstt. Engineer West	..	22	..	..	..	..	..	..	..	..	..	..	..	..	..	..	..	..	..	..	..	..	..	..	..	22
Food Inspectors	..	2	..	..	..	..	..	..	..	..	..	..	..	..	..	..	..	..	..	..	..	..	..	..	..	48
The Other Municipal Authorities (City)	..	8	..	24	1	28	165	58	7	..	..	27	160	108	..	..	5	8	..	30	..	..	17	2	..	606
Other Municipal Authorities (Suburbs)	..	..	..	4	..	..	331	89	216	..	73	59	129	..	..	..	..	..	..	1	..	3	1	..	..	908
Private Parties	..	364	36	54	..	..	7	5	2	19	4	3	143	59	..	..	..	..	114	65	..	..	..	..	..	885
<b>Total</b>	<b>8,212</b>	<b>1,667</b>	<b>105</b>	<b>82</b>	<b>1</b>	<b>103</b>	<b>503</b>	<b>152</b>	<b>225</b>	<b>19</b>	<b>77</b>	<b>89</b>	<b>432</b>	<b>170</b>	<b>1</b>	<b>..</b>	<b>12</b>	<b>10</b>	<b>114</b>	<b>113</b>	<b>100</b>	<b>9</b>	<b>20</b>	<b>3</b>	<b>9</b>	<b>12,228</b>
<b>Samples found table Unfit</b>	<b>468</b>	<b>489</b>	<b>61</b>	<b>13</b>	<b>..</b>	<b>..</b>	<b>3</b>	<b>..</b>	<b>..</b>	<b>2</b>	<b>..</b>	<b>29</b>	<b>..</b>	<b>1</b>	<b>..</b>	<b>..</b>	<b>..</b>	<b>..</b>	<b>..</b>	<b>1</b>	<b>..</b>	<b>..</b>	<b>17</b>	<b>..</b>	<b>..</b>	<b>1,084</b>

TABLE 89

## VACCINE OPERATIONS WITH RESULTS.

Year.	Total No. of live births registered during the 12 months ending on 30th June	Primary vaccinations No. of children vaccinated during the Calendar year	Number successful.	Percentage of successful vaccinations to the total No. of vaccinations results of which were known.	No. of revaccinations.	Total No. of persons vaccinated including primary vaccinations.
1	2	3	4	5	6	7
1950	59,419	76,750	66,023	99.96	4,48,355	5,25,105
1951	65,679	74,434	65,552	99.92	6,49,353	7,23,787
1952	64,174	72,871	65,031	99.98	4,25,534	4,98,405
1953	64,955	67,045	60,097	99.99	5,33,291	6,00,336
1954	61,505	72,941	52,358	99.99	16,05,135	16,78,076
1955	73,814	67,861	39,632	91.07	2,87,104	3,54,965
1956	65,899	69,204	23,617	98.97	2,17,968	2,87,172
1957	64,921	73,770	21,525	99.90	14,00,925	14,74,695
1958	62,013	67,926	17,089	99.99	10,75,013	11,42,939
1959	70,908	71,753	22,609	99.97	3,37,284	4,09,037

TABLE 90

## RESULTS OF PRIMARY VACCINATIONS BY AGES. (Bombay City)

Results.	Under 1 Year.	1 to 6 years.	6 years & above.	Total.
Successful	...	21,032	1,505	22,609
Unsuccessful	...	...	...	...
Unknown	...	38,884	10,105	49,144

TABLE 91

## INCOME AND COST

Amount realised by the sale of lymph, etc.	Municipal moiety of the fees realised from private vaccinations	Municipal fees (Moiety only) realised from Medical & Private students for receiving instructions in vaccination	Fees realised from vaccination certificates and other items	Total realised	Cost of each successful operation taking into account all charges in.		Cost of each successful vaccination deducting the total income of the year.		Cost of each vaccination (primary & re-vaccination).	
					1958	1959	1958	1959	1958	1959
1	2	3	4	5	6		7		8	
Rs. nP.	Rs. nP.	Rs. nP.	Rs. nP.	Rs. nP.	Rs. nP.	Rs. nP.	Rs. nP.	Rs. nP.	Rs. nP.	Rs. nP.
8,370 99	3,121 00	5,140 00	624 00	17,255 99	4 25	3 24	3 94	2 99	0 23	0 52

## INDEX

	PAGE
Administration and divisions of the city	1
Adulteration of food	1,3
Analyst Municipal, annual report of	12
Area and population	1
Arthur Road Hospital—annual report	10
Basket privies	2
Births and birth-rates	3
Causes of deaths	3
Certificates of the cause of death	3
Cerebrospinal meningitis	4
Cholera	4
Communicable diseases	4
Deaths and death-rates	3
Deaths by months	3
Deaths by sections	3
Deaths by sex and age	3
Deaths from principal causes	3
Diphtheria	4
Disinfection	6
Dispensaries—Municipal	10
Enteric Fever	4
Family planning clinics	7
Food—Seizure of and adulteration	3
Health visitors—Municipal	6
Hospital—Isolation	10
Infant Mortality	3
Infectious Diseases	4
Influenza	4
Insecticidal activities.	5
Legal Proceedings	3
Leprosy	5
Malaria, Ague and Remittent Fevers	5
Malaria—Anti-malarial work	5
Maternal mortality	4
Maternity homes	6
Medical relief	9
Meteorology	1
Milk—Adulteration	3
Mobile squad	1
Notices under Municipal Act	3
Notification of infectious diseases	4
Out standing features	1
Plague	4
Population	1
Propaganda	10
Prosecutions	3
Rats Destruction of	4
Review of the year	1
Sanitary inspection	3
School health nurses	8
School medical inspection	7
Small-pox	4
Still-births	3
Tuberculosis	4
Tables	14 to 73.
Unwholesome food seizure and destruction of	3
Vaccination	13
Vaccination-Report of the Superintendent	13
Venereal diseases	4
Water supply	2