


**ADMINISTRATION REPORT
OF THE
MUNICIPAL COMMISSIONER
FOR
GREATER BOMBAY
FOR THE YEAR
1958-59**



BOMBAY
PRINTED AT THE MUNICIPAL PRINTING PRESS
1959

**ADMINISTRATION REPORT
OF THE
MUNICIPAL COMMISSIONER
FOR
GREATER BOMBAY
FOR THE YEAR
1958-59**

**BOMBAY
PRINTED AT THE MUNICIPAL PRINTING PRESS
1959**

CONTENTS

PART I

	PAGES
STANDING COMMITTEE'S REVIEW OF THE REPORT	... i to xxxii
COMMISSIONER'S REPORT	... 1—46
Accompaniments	
1. FINANCIAL :—	
Report of the Chief Accountant, with Appendices	47—204
2. REVENUE :—	
Report of the Assessor and Collector	... 206—212
3. ELECTIONS :—	
Report of the Election and Town Duty Officer	... 213—214
4. PUBLIC WORKS :—	
Report of the Senior Assistant Engineer—Vaitarna-cum-Tansa Scheme	... 215—220
5. REPORT OF THE CITY ENGINEER :—	... 221—249
(i) Planning Branch	... 221—224
(ii) Construction Branch	... 224—228
(iii) Maintenance of Buildings and Roads	... 228—233
(iv) Maintenance of drains and Sewers (Drainage Branch)	... 234—237
(v) Private Building Construction (Building Branch)	... 237—239
(vi) Mechanical Branch	... 239—240
(vii) Transport	... 240—242
(viii) Town Planning Schemes	... 242—243
(ix) Factory Permits	... 243
(x) Conservancy	... 243—245
(xi) Development Plan Section	... 245—246
Appendices	... 247—249
6. ESTATES AND LAND MANAGEMENT :—	
Report of the Estate Agent and Land Manager	... 251—272
I Acquisition of Lands	... 251—255
II Progress of Development Schemes	... 256
III Special Roads Schemes	... 256
IV Changes in Lay-outs	... }
V Review of Ex-Trust and Municipal Estates	... } 256
VI Slum Clearance	... }
VII Dis-housing and Re-housing	... }
VIII New housing Schemes	... 257-258
IX Disposal of Lands	... }
X Management of Property & Collection of Revenue	... 258—259
XI Legal and General	... 259—260
Statements and Appendices	... 261—272
7. WATER WORKS :—	
Report of the Hydraulic Engineer	... 273—297
8. FIRE BRIGADE :—	
Report of the Chief Officer	... 299—312
9. GARDENS :—	
Report of the Superintendent	... 313—315
10. VICTORIA AND ALBERT MUSEUMS :—	
Report of the Curator	... 317—318
11. MUNICIPAL LIBRARIES	... 319—320
12. CENTRAL STORES :—	
Report of the Controller of Stores	... 321—324



CONTENTS—(Contd.)

	PAGES
13. LICENCES, SHOPS AND ESTABLISHMENTS :—	
Report of the Superintendent	... 325—329
Report of the Chief Inspector	... 331—333
14. MARKETS AND SLAUGHTER HOUSES :—	
Report of the Superintendent	... 335—340
15. PRINTING PRESS :—	
Report of the Manager	... 341—343
16. K. E. M. HOSPITAL AND SETH G. S. M. COLLEGE :—	
Report of the Dean	... 345—367
17. BAI YAMUNABAI L. NAIR CHARITABLE HOSPITAL AND TOPIWALA NATIONAL MEDICAL COLLEGE	... 369—390
18. NAIR HOSPITAL DENTAL COLLEGE	... 391—394
19. L. T. MUNICIPAL GENERAL HOSPITAL, SION, AND ANNAPURNABAI DESHMUKH HOSPITAL FOR WOMEN	395—399
20. GROUP OF T. B. HOSPITALS, SEWRI	... 401—406
21. LEGAL DEPARTMENT	... 407—409
22. EDUCATION :—	
Report of the Education Officer	... 411—425
23. Research Unit—Report of the Research Officer	... 427
24. LABOUR :—	
Report of the Labour Officer	... 429—432
25. Public Relations Department	... 433—434
26. Mahatma Gerdhi Memorial Olympic Swimming Pool	... 435
27. Report of the Organization and Methods Officer	... 437
28. Test Audit Officer	... 439—440
29. Report of the Editor, the Bombay Civic Journal	... 441
30. INDEX	... 442—446

PART II

1. PUBLIC HEALTH :—	
Health Officer's Report	... 1—10
Report of the Medical Superintendent, Arthur Road Hospital	... 10—12
Report of the Municipal Analyst	... 12—14
Report of the Superintendent of Vaccination	... 14
Vital Statistics—Tables in Health Officer's Report	... 15—75
Index	... 76

**REVIEW OF THE STANDING COMMITTEE OF THE ADMINISTRATION
REPORT OF THE MUNICIPAL COMMISSIONER FOR GREATER
BOMBAY FOR THE YEAR 1958-59.**

The Administration Report, submitted by the Municipal Commissioner, gives in detail the working of the various Municipal Departments for the year 1958-59.

2. Shri S. S. Mirajkar was elected Mayor of Bombay for the year under report and continued to hold that office throughout the year. Shri P. T. Borale, Corporation. B.A., LL.B., was elected Chairman of the Standing Committee and Shri P. S. Pupala was elected Chairman of the Improvements Committee and they continued to hold those respective offices upto the end of March 1959. Shri Ram Joshi, M.A., who was elected Chairman of the Education Committee for the year under report, resigned from that office on the 16th January 1959 and Shri G. T. Parmar was elected to that office on 6th February 1959, and held it for the remaining period of the year.

3. Shri V. L. Gidwani, I.C.S., continued to hold the office of the Municipal Commissioner. Commissioner. during the year under report.

4. The financial transactions have resulted in a deficit of Rs. 13.92 lacs at the end of the year instead of the anticipated deficit of Rs. 39.88 lacs. This was due to the fact that even though the actual income increased by Rs. 32.66 lacs over the Budget Estimate, the actual expenditure also increased by Rs. 6.70 lacs, over the budgeted amount. The major causes for this unusual phenomenon were due mainly to increases under General Supervision, Water Works and increased contributions to Budgets 'B' and 'E'. With the increasing needs and growing population, the present financial resources prove quite insufficient to meet the growing needs of this premier City, which has all along endeavoured to provide every available civic amenity to its citizens. Vigorous efforts must be made to augment the municipal finances as well as to reduce the wasteful expenditure, if any, by proper scrutiny. One such experiment viz., the study by Messrs. Ibcn Ltd., of the re-organisation of Municipal departments so as to reduce the heavy establishment charges, etc., followed up by the Organisation and Methods Division has resulted in appreciable reduction in the Establishment cost.

5. In preparing the Budget Estimates for the year under report, an Opening Cash Balance of Rs. 56.87 lacs was estimated. On the final closing of the Variation in Income. accounts for the year under report, the actual Opening Balance for the previous year. The total income budgeted for was Rs. 10,76.70 lacs while the actual realizations amounted to Rs. 11,09.36 lacs, showing an increase of Rs. 32.66 lacs over the budgeted amount and also an increase of Rs. 13.62 lacs over the figures of actual income of the previous year, viz., Rs. 10,95.74 lacs. On the Expenditure Side, the amount budgeted for was Rs. 11,16.57 lacs whereas the actuals of expenditure were Rs. 11,23.28 lacs, as against the previous year's actuals of Rs. 10,72.54 lacs. The anticipated deficit of Rs. 39.88 lacs was thus turned into a deficit of Rs. 13.92 lacs as against the surpluses of Rs. 23.20 lacs, and Rs. 56 lacs in the previous two years. The financial transactions of the year ended with a closing balance of Rs. 18.16 lacs.

6. As against the final sanctioned grants (including renewed and additional grants) which aggregated to Rs. 14,32.24 lacs the actuals amounted to Variation in Ex- Rs. 11,23.28 lacs leaving an unexpended balance of Rs. 3,08.96 lacs. penditure. Against this an amount of Rs. 1,49.75 lacs was required to be renewed for expenditure during the following year and the balance of Rs. 1,59.21 lacs was allowed to lapse as savings.

The actual expenditure for the year, viz., Rs. 11,23.28 lacs, compared with that of the previous year, viz., Rs. 10,72.54 lacs, showed a net increase of Rs. 50.74 lacs, i.e., gross increases of Rs. 1,81.15 lacs less decreases of Rs. 1,30.41 lacs.

The main increases on the Expenditure Side were under Water Works Rs. 28.66 lacs, General Supervision Rs. 7.43 lacs, Contribution to Budget 'B' Rs. 1.51 lacs, to Budget 'E' Rs. 13.34 lacs, Public Health 16 lacs, Medical Relief Rs. 50.15 lacs, Fire Brigade Rs. 0.69 lac, Licensing Rs. 2.86 lacs, Gardens Rs. 4.11 lacs, Markets Rs. 3.01 lacs, Street Cleansing Rs. 49.90 lacs, Mechanical Rs. 1.39 lacs and Museum Rs. 2.05 lacs, whereas the main decreases were under Roads and Drains Rs. 2.84 lacs, Buildings Rs. 1.68 lacs, Contribution to Budget 'D' Rs. 0.23 lac, Contribution to Budget 'F' Rs. 0.06 lac and Rs. 1,25.60 lacs under XVI—Miscellaneous and Rent of Buildings, etc.

7. The Opening Balance on 1st April 1958 on account of Loan Funds (excluding the Trust Funds), was Rs. 27.79 lacs. Loans aggregating to Rs. 4,15.06 lacs were raised during the year including an amount of Rs. 50 lacs received from the Government. The Standing Committee would once again like to place on record their sincere thanks to the Central Government for their timely assistance which has no doubt helped the Corporation to put through the Scheme more expeditiously than could have otherwise been possible.

The total Loan Funds available for expenditure during the year were Rs. 4,42.86 lacs. Out of this, an amount of Rs. 1,00.69 lacs was reserved for the purchase of Capital Stock. The net amount thus available for expenditure during the year was Rs. 3,47.17 lacs. The total expenditure incurred during the year was Rs. 2,15.38 lacs including Rs. 1,62.81 lacs being the amount of repayment of an advance taken from the Surplus Cash Balance during the preceding year, leaving a balance Rs. 52.57 lacs in the Loan Funds at the close of the year.

The actual expenditure amounted to Rs. 2,08.93 lacs on Capital Works as against the budgeted figure of Rs. 5,58.22 lacs, the percentage by which actuals fell short of Budget Estimates being 63 as against 48 for the preceding year.

The amount of the new loan proposed in the Budget for 1958-59 was Rs. 550 lacs. The same was increased to Rs. 563 lacs in the revised estimates.

A loan of Rs. 50 lacs was raised from Government in one instalment. The loan of Rs. 250 lacs was raised by public subscription and Rs. 100 lacs was raised internally. The total amount actually raised to finance the Capital Expenditure including purchase of Plant and Machinery was Rs. 415.06 lacs.

The Balance of the loan of Rs. 113 lacs out of the loans aggregating to Rs. 550 lacs sanctioned for 1958-59 was also allowed to lapse.

Reduction of Debts during the year amounted to Rs. 35.42 lacs. At the close of the preceding year, the total amount of Municipal Loan Outstanding including advances from the various Special Funds was Rs. 3,604.53 lacs. Amount of loan outstanding as on 31st March 1959 was Rs. 3,984.16 lacs. The total debt charges for payment of interest, Sinking Fund, etc., amounted to Rs. 2,86.15 lacs.

8. The book value of investments of the Sinking Fund at the close of the year amounted to Rs. 8,42.13 lacs. Valuing the Municipal and Improvement Trust Debentures at par, the market value of the Sinking Fund Investment at the end of the year stood at Rs. 8,20.94 lacs. This, together with the amount of interest accrued upto 31st March 1959, viz., Rs. 4.11 lacs, and cash of Rs. 100 with the State Bank of India brought the total amount of the Sinking Fund to Rs. 8,25.06 lacs, which more than covered the amount of Rs. 8,09.77 lacs at which the Fund should have accumulated at the close of the year. The excess in the Fund was thus Rs. 15.28 lacs against Rs. 67.44 lacs at the end of the previous year.

9. The total income for the year amounted to Rs. 1,24.06 lacs against Rs. 1,30.98 lacs for the previous year showing a net decrease of Rs. 6.91 lacs. The main decreases were in respect of (i) Grant-in-Aid for meeting the deficit in the General Account Rs. 7.00 lacs; (ii) Interest and Profits on Investment Rs. 1.52 lacs, and (iii) Rent and other proceeds of properties Rs. 0.01 lac counterbalanced by an increase of Rs. 1.63 lacs in respect of (i) Contribution from proceeds of properties Rs. 1.51 lacs; (ii) Miscellaneous Receipts—Rs. 0.11 lac.

The total expenditure for the year viz., Rs. 1,24.14 lacs showed an increase of Rs. 0.17 lac on that of the previous year. This is due to increase of Rs. 0.38 lac under Maintenance of Properties and Streets, counterbalanced by decrease of Rs. 0.20 lac, under Debt Charges.

Loan liabilities of the ex-Trust at the commencement of the year were Rs. 14,79.89 lacs against Rs. 15,06.53 lacs in the previous year. The repayment of loan during the year amounted to Rs. 10.94 lacs, including the amount of Rs. 8.38 lacs which was repaid to Government on the basis of equated payments. The outstanding loan liabilities at the close of the year thus stood at Rs. 14,68.95 lacs of which the actual liability to Government was Rs. 7,53.30 lacs. All the debentures in respect of loans aggregating Rs. 476 lacs originally raised from Government have now been repurchased according to the approved programme for Sinking Fund Investments. The liability to Government on this account is, therefore, only Rs. 2,77.30 lacs.

The year began with an Opening Balance of Rs. 55.82 lacs. In the course of the year receipts on account of sale proceeds of Land and Buildings amounting to Rs. 10.40 lacs were credited to this Account. The total funds thus available were Rs. 66.23 lacs. The deficit in the General Account for the year amounted to Rs. 0.08 lac and was transferred to the Capital Account. There was thus left an unspent balance of Rs. 16.53 lacs at the close of the year.

The actual Expenditure during the year on schemes amounted to Rs. 49.61 lacs as against the Revised Estimates of Rs. 1,34.31 lacs including Rs. 10.94 lacs on account of the cost of Management and Establishment. The total expenditure on Schemes upto 31st March 1958, amounted to Rs. 49.61 lacs of which Rs. 15.47 lacs represent discount and other charges on loans and Rs. 0.17 lacs represent the amount towards repayment of loan.

The amount of Sinking Fund on 31st March 1959 was Rs. 1.00 lac including cash of Rs. 36 with the State Bank of India. Valuing the Municipal and Trust Sinking Fund in Improvement Schemes debentures at par, the market value of Sinking Fund Investment at the end of the year under review amounted to Rs. 1.00 lac. This, together with interest accrued upto 31st March 1959, viz., Rs. 170 lacs and cash of Rs. 36 with the State Bank of India brought the total amount of Sinking Fund to Rs. 1,00,806 against Rs. 1,00,414 at which the Sinking Fund should have accumulated at the close of the year. The excess in the fund thus amounted to Rs. 392.

The liabilities of the loans in respect of the Improvement Schemes as outstanding on 31st March 1959 was Rs. 14.68 lacs. Out of this, Rs. 2.77 lacs were borrowed from Government as aforesaid and the balance of Rs. 11.91 lacs represented loans raised by issue of debentures. Out of this, Rs. 4.76 lacs originally borrowed from Government have now been re-purchased for Sinking Fund investments and Rs. 7.15 lacs from the public.

The gross Capital liabilities of the Improvement Schemes stood at Rs. 15,16.53 lacs at the close of the year under review and the assets at Rs. 30,57.78 lacs including the book value of lands comprised in Schedules 'W' and 'X'.

With a view to meeting the expenditure on Slum Clearance Scheme in the City, a loan of Rs. 10 lacs was raised, whereas an additional sum of Rs. 6.12 lacs Capital Account, Slum Clearance was received from Government, the total amount thus available for expenditure being Rs. 42.23 lacs. The expenditure incurred during the year including discount and other charges on loan amounted to Rs. 32.07 lacs, leaving a balance of Rs. 10.16 lacs in the Capital Account, Improvement Schemes, Slum Clearance for the City.

10. The total income for the year amounted to Rs. 2,11.20 lacs (including Rs. 1,41.04 lacs being the Contribution from Budgets 'A', 'D' and 'F') against the Budget Estimates of Rs. 2,14.06 lacs and the Revised Estimates of Rs. 2,17.87 lacs showing a decrease of Rs. 2.86 lacs on Budget Estimates and Rs. 6.67 lacs on the Revised Estimates. The decrease of Rs. 2.86 lacs is made up of a decrease of Rs. 4.75 lacs under Education Cess, 0.21 lac under Contribution from Budget 'F' and Rs. 1.07 lacs under Fees and Fines from Municipal Schools, counterbalanced by increases of Rs. 2.98 lacs under Contributions from Budgets 'A' and 'D', Rs. 1.49 under Interest and Profits on Investments due to more funds being available for investment, Rs. 0.43 lac under Contribution from Government for the Extended Suburbs and Rs. 0.22 lac under Miscellaneous Income.

The total expenditure booked was Rs. 2,14.85 lacs and the total unexpended grants amounted to Rs. 9.74 lacs. Out of this, grants renewed in 1959-60 aggregated to Rs. 16.25 lacs, leaving a balance of Rs. 9.76 lacs to lapse as savings.

The Education Cess was levied during the year for the first time at 1 1/2 per cent. of rateable value of buildings and lands, rateable value of each of which is not less than Rs. 300 per annum; and at 1 per cent. of rateable value on buildings and lands, the rateable value of each of which is less than Rs. 300 per annum, but not less than Rs. 75 per annum. Out of the total Loan Funds of Rs. 58.07 lacs, the expenditure booked during the year on the Capital Works was Rs. 28.77 lacs leaving a balance of Rs. 29.30 lacs to be carried to the following year. A loan of Rs. 40 lacs was proposed to be raised in the Estimates out of which Rs. 30 lacs was raised during the year under report.

11. During the year under report, the rates of taxation remained the same as in the previous year, save in the case of Halalkhore Tax, which was increased Taxation, Demand, Collection and Outstanding by 1/2 per cent. In addition the Education Cess was levied for the first time from 1st April 1958 at the rates mentioned in the foregoing paragraph. The rates of taxation thus stood as follows :—

General Tax (including Fire Tax) at 17.75 per cent., Water Tax at 3.75 per cent. and Halalkhore Tax, at 3.50 per cent. Tax on vehicles and animals was levied at the maximum rates mentioned in Schedule G of the Bombay Municipal Corporation Act. Rates charged for the supply of water by meter measurement also remained the same as in the previous year and ranged from Rs. 0.75 to Rs. 2.40 per 1,000 gallons according to the class of properties, the minimum rate being charged to the Government and the maximum to the Race Course premises.

On the Assessment Register at the close of the year, there were 56,091 properties against 55,040, and 54,733 during the previous two years. 52,760 properties as against 51,692 properties in the previous year were assessed to General Tax while 2,205 properties against 4,222 in

the previous year were exempted from General Tax under Section 143(1)(a) of the Bombay Municipal Corporation Act, while the Municipal properties exempted from the General Tax numbered 1,126.

Properties newly erected, demolished and enlarged during the year numbered 1,434, 383 and 1,153 respectively, as against 785, 478 and 1,079 in the previous year. At the end of the year single-room tenements, double-room tenements and flats in the City numbered 2,72,880, 83,060 and 65,823, respectively, against 2,69,759, 80,367, and 62,059 in the previous year.

Rateable value of all properties in the City at the end of the year amounted to Rs. 27,77.91 lacs against Rs. 26,64.33 lacs and Rs. 25,74.43 lacs in the preceding two years. The rateable value *per capita* was Rs. 119.43 as against Rs. 114.55 and Rs. 110.68 in the previous two years. In 187 cases, the rateable value was increased by more than Rs. 2,000 in each case.

In the classification of properties according to user, it is found that out of 56,091 properties with an approximate rateable value of Rs. 27,77.91 lacs, 37,543 properties only are used for residential purposes with an approximate rateable value of Rs. 1,663.17 lacs.

From the classification of properties according to rateable values, it is found that as many as 48,484 properties come within the rateable value of Rs. 20,000 leaving only 2,201 properties having rateable value between Rs. 20,001 and Rs. 3,50,001 and above. These figures do not, however, include properties belonging to the Bombay Port Trust and the Railways which are assessed in lump.

The total number of vehicles and animals taxed during the year (including those taxed under the Public Conveyance Act of 1890) was 50,736 as against 49,968 and 48,488 in the previous two years. Of this total number, the maximum number in any group was 26,916 for motor cars (including 3,493 taxis) and the smallest numbers were 14 for trollies and 34 ponies.

During the year under report, Wheel Tax for hack-victorias, labour-carts and hand-carts (without pneumatic tyres) leviable, respectively, at Rs. 112, Rs. 40 and Rs. 8 per annum was compounded for the calendar year at Rs. 100, Rs. 35 and Rs. 6, respectively, as they had to pay the tax for the whole year in advance instead of quarterly as in the case of other vehicles.

During the year under review, bills numbering 1,36,861 and 1,34,866 were issued, respectively, for Property and Wheel Tax. The amount collected against net total demand of Rs. 11,39.53 lacs was Rs. 8,36.59 lacs which worked out to 73.42 per cent. of the net demand. The total outstanding at the end of the year was Rs. 3,02.94 lacs. Outstanding involved in disputes regarding water tax and water charges stood at Rs. 11.88 lacs at the end of the year. The figure of total outstandings is also inclusive of the amount of Rs. 35.73 lacs involved in complaints against rateable values, which were pending at the close of the year. Out of the total outstanding from private properties, an amount of Rs. 2.10 lacs was involved in suits filed, Rs. 8.14 lacs were payable by the Court Receiver and Official Assignee, about Rs. 19.51 lacs were involved in appeals against rateable values and about Rs. 8.89 lacs were involved in disputes regarding water tax or water charges. The amount was also inclusive of a sum of about Rs. 20.35 lacs in respect of properties occupied on flat ownership basis. The average of recovery to the total demand during the year under report was 73.42, the percentage of outstanding being 26.58 as against 22.50 and 22.46 in the previous two years. The Standing Committee note with concern that the percentage of outstanding is high and hope that vigorous efforts will be directed to reduce the outstandings to the maximum possible extent. The Committee feel that it will be possible to recover the arrears if a little more alertness is shown by the Collection Staff.

The total amount of exemption from General Tax allowed in respect of different properties during the year was Rs. 35.44 lacs as against Rs. 33.57 lacs and Rs. 32.56 lacs in the previous two years.

The number of claims received for draw-back and refund was 4 and 3,566, respectively against 10 and 3,948 and 33 and 3,948 in the previous two years. Of these only 2,990 refund claims were admitted involving an amount of about Rs. 4.81 lacs. No claim for drawback was admitted.

During the year, 1,846 complaints were received against revision of assessment amounting to Rs. 238.05 lacs while 5,177 complaints against original assessment amounting to Rs. 4,27.80 lacs. 21 appeals for rateable values were received in the year. Of these, 2 were settled out of Court and 19 were pending.

In one case only, suit for recovery of taxes was filed in the year under report but in 27 cases, action under Section 203 and 207 (1A) of the Bombay Municipal Corporation Act, was resorted to with a view to effecting early recovery of the bills. In several other cases, this action is in progress.

An amount of Rs. 26,596.94 was collected as Riot Tax in the year under report.

During the year under report, the matter as regards assessment of the Railway properties (Central and Western) for the quinquennium 1949-54 to be determined in accordance with the directions of the late Shri Justice Rangnekar was under correspondence with the Railway Administrations. The Assessment of Bombay Port Trust properties for the quinquennium 1944-49 according to Shri Justice Lokur's report, was still pending. Enquiry regarding the rateable value to be fixed in respect of the State Government and the Central Government Properties was being conducted by Shri P. P. Kapadia and the Award is expected to be given by him shortly. As regards the properties enjoying exemption from the levy of General Tax under Article 285 of the Constitution, the Central Government have since agreed to pay from 1st April 1954, the charges for the specific services rendered by the local authorities and have directed the State Government to fix a percentage of such charges payable in lieu of the General Tax. Tax amounting to Rs. 5,449.47 representing a charge on 420 race horses from November 1958 to March 1959 was recovered through the Western India Turf Club against Rs. 7,326.48 during the preceding year.

12. The rates of taxation continued to be the same as in the preceding year, i.e., 5 per cent. in the case of buildings and lands, the rateable values of which were above Rs. 2,000 in each case, and 2½ per cent. in the case of buildings and lands, the rateable values of which were Rs. 2,000 and below in each case but not less than Rs. 500. Properties having the rateable value of less than Rs. 500 per annum each, continued to be exempted. The arrears of the tax as on 1st April 1958 were Rs. 40.82 lacs, which increased to Rs. 43.21 lacs during the year under report on account of amendment. Out of this amount, a sum of Rs. 23.09 lacs was collected, leaving a balance of Rs. 20.11 lacs at the close of the year. The demand in respect of the tax for the year 1958-59 was Rs. 1,29.89 lacs, collection Rs. 88.15 lacs, while Rs. 29.21 lacs remained outstanding at the close of the year. The total collection of Urban Immoveable Property Tax thus amounted to Rs. 1,11.26 lacs during the year under report.

13. During the year, the rates of Town Duties continued to be the same as those prevailing in the previous year. The gross collections from Town Duties amounted to Rs. 1,12.51 lacs as against Rs. 1,16.74 lacs, Rs. 1,19.08 lacs and Rs. 1,14.46 lacs in the preceding three years. There was an increase in the net receipts by Rs. 2 lacs from Grains, Sugar, Timber, etc., and Tea while net receipts, from Edibles, Iron and Steel showed a decrease. The amount refunded during the year under review was Rs. 13.13 lacs as against Rs. 22.26 lacs, Rs. 21.49 lacs and Rs. 22.96 lacs in the previous three years. Town Duties gave a net revenue of about Rs. 97.10 lacs as against Rs. 94.91 lacs, Rs. 97.59 lacs and Rs. 91.15 lacs in the previous three years. The total number of claims for refund was 15,826 as against 24,944, 30,058 and 35,173 in the preceding three years. The number of claims for refund during the year was less by 9,118 than in the previous year and the amount of refund was less by about Rs. 6,42,179.

Fees for stamping sugar bags, tea cases, etc., amounted to Rs. 0.67 lac as against Rs. 0.89 lac, Rs. 1.05 lacs and Rs. 0.90 lac in the preceding three years. From 1st August 1958, fees for Stamping or sealing dutiable goods were revised and fixed at 10 nP., per package or tin etc., and 5 nP., per Gur lump.

Town Duties collected at Mulund and Dahisar etc., in respect of articles coming by roads, by Air or in the Head Office amounted Rs. 24.23 lacs as against Rs. 15.99 lacs and Rs. 11.94 lacs in the preceding two years showing an increase of Rs. 8.24 lacs over the previous year.

14. In accordance with the provisions of Section 21B of the Bombay Municipal Corporation Act, a supplementary Election Roll containing 794 names was published on 20th December 1958 when the total number of voters on the Municipal Election Roll was 16,10,068. In response to a notice published in the local newspapers inviting applications for enrolment, 857 applications were received, out of which 39 were rejected and 24 were found identical with the names already on the roll.

Out of the four petitions filed in the Small Causes Court in respect of the General Elections, 1957, in respect of Wards 26 (Naigaum), 30 (Worli), 36 (Bandra West) and 42 (Malad, Goregaon) challenging the validity of the Election for one reason or the other, only one petition for Ward No. 36 (Bandra West) was allowed to be withdrawn. The other three petitions have not so far been disposed of.

15. The Architectural Planning Branch prepared in all 78 Plans, 72 Detailed Estimates costing Rs. 200.97 lakhs which included Plans and Estimates for 6 new school buildings and 4 for additional accommodation in School buildings. This also included those for alterations, additions, etc., to the buildings of different Medical Institutions, Fire Brigade Stations at Colaba, Sion, Vikhroli and Chembur, Recreation Centre at Sion Hill Fort and housing schemes. Detailed Plans and estimates for

the Market Buildings at Elphinstone Market and Worli Market had been under preparation. Plans and Estimates for Industrial Estate at C. S. No. 71 of Lower Parel Division were prepared and the estimated cost of the work is Rs. 30.21 lacs. Plans and estimates for a typical Housing Unit in Slum Clearance Scheme and lay-outs for two Schemes for Development Department were prepared. Detailed plans and estimates for Raja Baldevdas Kreedra Kendra at Chowpatty and Open Air Theatres, one opposite Bombay Glass Works, Dadar and the other at Bandra were prepared. Models for the proposed pavilion at Haji Ali Park, Lokmanya Tilak Municipal General Hospital and for Out-Patient Department, were prepared.

16. The total number of properties both Municipal and *ex-Trust* maintained by the Maintenance Branch during the year was 3,334 which was more by 71 than the number of properties, *viz.*, 3,263 in the previous year. 92 *Municipal properties.* properties were added during the year under report while 21 properties were demolished. The work of upkeep and maintenance of buildings was carried out partly by contract and partly by departmental agency. Work orders to the extent of Rs. 9.19 lacs through the Petty Works Contractors as against Rs. 12.23 lacs and Rs. 9.69 lacs, respectively, in the previous two years. In addition, repairs to school buildings under Budget 'E' were also carried out at a total expenditure of Rs. 0.16 lac in the year under report. In addition oil-painting and white-washing to the Municipal properties were carried out from the provision of Rs. 0.75 lac.

Works of improvement of water supply by provision of separate water tap in each room of Mazagaon Chawls Nos. 1 to 15 and Nagpada Chawls Nos. 17 to 19 was in progress. The work of providing permanent weather shades at Suparibaug Road Chawls and Azad Nagar Chawls was in progress.

Of the total expenditure, works to the extent of Rs. 13.42 lacs were carried out departmentally and of Rs. 5.92 lacs through outside Agencies.

During the year under report, the following major schemes which were undertaken *Construction.* during the last year, were in progress :—

(i) Extension of Orthopaedic Theatre on the ground floor and Gynaecological Ward on the first floor and construction of a new Ward over the Gynaecological Ward for female surgical patients at the K. E. M. Hospital, (ii) a school building on Plot Nos. 2 and 3, Mahalaxmi Over Bridge, (iii) a new building for the T. N. M. College (iii) additional floors at the L. T. M. G. Hospital, (iv) additional floors over Registration Block and Out-patients Department for the full-time departments of Medicine and Surgery at K. E. M. Hospital and (v) Hostel Building for male students of the T. N. M. College at Haji Ali Park.

Amongst the major works started during the year under report and which were either completed or in progress were construction of school building (1) on Plot Nos. 150-153 of Suparibaug Estate. (2) on Plot No. 1-B, at the junction of Haines and Dr. Annie Besant Roads; (3) on Plot Nos. 271-272-A, Sion Matunga Estate, (4) at Elphinstone Road, (5) at Gokhale Road (South) and construction of (6) additional floor over the Municipal School at Imamwada, (7) combined Municipal Market on a land bearing C. S. No. 43, Sion Division, near King's Circle Railway Station, (8) Industrial Estate Buildings on land bearing C. S. No. 161-162 of Tardeo Division at Bapty Road, (9) O. P. D. at the L. T. M. G. Hospital, Sion, and (10) Fire Brigade Station at Victoria Bunder Road, Colaba.

17. During the year, 2,094 applications against 2,143 in the previous year were received for the construction of new buildings or additions and alterations to the *Private Buildings.* existing ones. This includes 33 proposals from Government. The number of new tenements constructed during the year was 2,247 against 1,322, 1,561 and 1,696 in the preceding three years. Out of 2,978 tenements 230 were one-room tenements, 992 were two-room tenements and 1,756 larger tenements. The corresponding figures for the previous three years were 308, 119 and 348, 347, 296 and 454 and 1,592, 155 and 296 respectively. Of the newly constructed tenements, the highest number was 1,323 in F Ward consisting of 11 one-room, 753 two-room and 861 larger tenements. The total number of new buildings constructed by private enterprise during the year was 381 of which 166 were residential and 215 non-residential as against 318 constructed during the preceding year. 28 buildings were constructed by Co-operative Societies and 3 by employers for their employees. According to the above statistics, the new building activity shows a considerable increase but it did not even touch the fringe of the problem looming large since a long time. A fillip to this industry is very essential, if adequate housing accommodation is to be provided to the citizens within some reasonable range of time.

The number of tenements demolished during the year was 1,276 against 764 in the previous year. Of these 1,129 were one-room tenements, 90 two-room tenements and 57 larger tenements. Of the demolished buildings, the highest number was 570 in F Ward and consisted of 550 one-room tenements, 16 two-room tenements and 4 larger tenements. Such

demolitions though inevitable in the interest of the occupants of the premises, tend to aggravate the existing acute housing shortage. It is, therefore, desirable that the Executive should, before pulling down any building, satisfy itself that the building is definitely in a ruinous condition and beyond repairs.

During the year, the crusade against the unauthorized works was vigorously pursued. It appears that due to housing shortage there is an upward trend to put up such works without proper permission and in contravention of the provisions of the Municipal Corporation Act and the Building Bye-laws. Sanction of the Standing Committee was obtained in 456 cases for the removal of unauthorized works. In addition there were 631 cases pending at the close of the last year giving a total of 1,087 unauthorized structures. Of these, 183 works were removed by the parties, while 136 cases were removed departmentally. Out of the remaining 768 cases, in 32 cases works were allowed to be regularized by the parties and 736 cases were pending at the close of the year.

Action for the removal of stall-board projections and show-cases on public streets was continued through the Stall-board Removal Staff. In all 1,366 warning letters were issued during the year under report. 363 projections were removed by the parties of their own accord and 4,527 were removed departmentally. 825 stall-board projections, 1,994 weather frame projections and 260 rolling shutters were allowed to be retained on payment of fees as against 323,952 and 178 respectively, in the preceding year.

In the case of dilapidated houses, the issue of notices and launching of prosecutions continued as before. In all 12,584 notices were issued during the year for removal of unsafe buildings against 8,156 in the previous year. Out of these 10,880 were complied with and 1,704 were pending at the end of the year. Out of 2,596 notices pending at the end of the last year, 1,771 were complied with and 825 notices still remained pending at the close of the year. In 17 deserving cases, where the owners applied delaying tactics or refused to comply with Municipal requisitions, authorizations under Section 499 of the Act, were given to tenants to carry out repair works and to recover the reasonable expenses incurred by them from the rents. Thus, it can be seen that in very few cases the occupants of the buildings were keen in getting the above authorization.

In some cases, departmental action had to be taken to pull down unsafe portions of buildings in the interest of public safety, as the owners failed to carry out the Municipal requisitions, meeting the cost in the first instance from the special provision made for the purpose in the Budget. Action for propping up, etc., of unsafe buildings in 22 cases resulted in an expenditure of Rs. 8,813.43.

The enormous cost involved in the acquisition of set-back hampered the improvement and widening of narrow streets in congested localities and in several cases minor works were permitted within the Regular Lines on payment of indemnity money. The area of the set-backs added to the road was 5,232.29 square yards.

During the year 152 buildings or portions thereof collapsed as against 88 in the previous year. The total number of persons injured was 78 and those killed was 12.

The survey of old buildings in the City was finalised during the year and the same was considered by the Corporation. The special staff appointed for this purpose was disbanded in the middle of November 1958.

18. In the Slum Clearance Scheme in respect of two clearance areas K-1 and G-1 in Kamathipura, further progress was made during the year. The Special Slum Clearance, Housing and Land Acquisition Land Acquisition Officer had handed over the possession of 52 properties to the Municipality upto the middle of May 1958. The possession of the remaining properties is expected to be secured shortly. Action for evacuation of buildings given in Municipal possession and demolishing the same continued. The total number of buildings, thus evacuated and demolished by the end of the year was 23. A comprehensive programme of slum clearance costing Rs. 159 lacs including supervision charges proposed for execution during the Second Five Year Plan under the Government of India's Subsidised Slum Clearance Scheme providing for the construction of 2,342 tenements at 9 sites in the City and Suburbs was sanctioned by Government of India and approved by the Corporation during the year. Under the Government of India's Subsidised Slum Clearance Scheme, the ceiling cost for tenements has been fixed at Rs. 6,000 per tenement at which rate the cost of 2,342 tenements works out to Rs. 140.42 lacs. The construction of tenements at six out of nine sites was in progress. A further instalment of Rs 6.12 lacs was received during the year from Central Government, the total amount of Loan so far received being Rs. 15.62 lacs. Besides this two areas B-1 and M-1 in Kamathipura were declared as 'Clearance Areas'. A proposal in respect of a slum site at Match-factory Lane, Kurla, was also declared as a 'Clearance

Area'. The procedural work of preparation of compulsory Acquisition Orders in respect of the above 'Clearance Areas' and getting the same confirmed by Government was begun. A slum area in Colaba known as Dhobi chawl was also declared as 'Clearance Area' and further steps in the matter were taken. A Clearance proposal in respect of slum area at Arthur Road was under the consideration of the Corporation. An additional programme of slum clearance of an outlay of Rs. 94 lakhs for the construction of 1,330 tenements under the Second Five Year Plan was sanctioned by the Government and approved by the Corporation during the year under report, while a further programme of Slum Clearance and Sweeper's Housing of an outlay of Rs. 43.92 lakhs was submitted to the Central Government for sanction. Position regarding the housing works during the year under report was 548 tenements completed and 1,047 tenements were under construction in different stages.

In the matter of municipal housing, the progress was handicapped due to further deterioration of the position of availability of steel. A number of representations both to the State Government and the Central Government met with no response. Tenders were, therefore, accepted for two housing schemes at Khar and Dharavi with Contractors' own Steel to be bought from open market. To minimise the use of steel in construction works, various modes of construction of housing were also being initiated. The major housing schemes completed and undertaken were : (i) 32 two-room blocks and 48 two-room tenements at Chinchpokli and Surya Cinema, Parel, (ii) 96 tenements at the L.T.M.G. Hospital, Sion, (iii) 28 tenements at Moreland Road and 112 tenements at Sewri-Wadala for Public and (iv) 120 tenements at Dharavi and 112 tenements at Haines Road for Slum population. The housing works in progress during the year were (i) 48 tenements at Khar, 5 tenements at the K.E.M. Hospital, 64 tenements at Maratha Hospital Compound and 16 tenements at the Central Stores Yard at Byculla for Municipal staff ; (ii) 272 tenements off Road No. 26, Sewri-Wadala and 110 tenements at Vikhroli for public and (iii) 76 tenements at Sukhlaji Street, 80 tenements at Haines Road, 208 tenements at Arthur Road Stables, 96 tenements at Bodyguard Lines and 40 tenements at Sion Village for Slum population.

The housing schemes undertaken by the Corporation represent housing for the essential Municipal staff, for Municipal staff in general public housing for low-income groups and housing to be provided for slum clearance.

In spite of the progress in housing and slum clearance as indicated above, the housing problem in the City has not eased to any appreciable extent and it is necessary that still more vigorous effort for providing housing accommodation needs to be made in order that the crying need of the citizens for accommodation may be met to a considerable extent within a reasonable time. It is hoped that the State and the Central Governments realising the magnitude of the housing and slum clearance problems will continue to give subsidy on a more liberal scale.

19. Dadar Purification Works.—The Sewage Purification Works at Dadar functioned satisfactorily throughout the year under report. The total quantity of Drainage and Sewerage. sewage received at the Plant during the year was 6,409.06 million gallons, i.e., an average of 17.56 million gallons per day against the total quantity of 5,775.07, 5,166.54 and 5,307.46 million gallons received at the Works in the previous 3 years giving daily averages of 15.82, 14.15, and 14.5 million gallons, respectively. The total quantity of sludge gas generated during the year was 59,041,200 cubic feet indicating slight decrease in gas generation mainly due to heavy rainfall, while the daily production was 1,61,755 cubic feet as against 1,66,583 cubic feet per day last year. The total revenue realised during the year by sale of gas amounted only to Rs. 1,73,569 as against Rs. 1,68,110 during the previous year showing an increase of Rs. 5,469. The revenue realised by the sale of dry digested sludge manure during the year amounted to Rs. 12,965. The reason for less income was the backing out of the successful tenderers at the last minute which gave rise to certain technical and legal difficulties and consequently suspension of sale and sludge manure for some time.

Both the pumping stations at Love Gove, viz., Nos. 1 and 2 worked satisfactorily throughout the year except for some time when the pumps were opened Love Grove Pumping. out for repairs and overhaul. The average suction level of Pumping Station No. 1 during the year was 73.3 and of Pumping Station No. 2 was 75.2. Average level of entire station was 74.25 against 74.1 T.H.D. in the previous year. The total sewage pumped out at this station was 35,082 million gallons. The proposed new Purification Plant could not be put into operation because of delay in importing the Electric motors and switchgears which were earlier expected in July 1959. All the cleaned and oiled machinery was worked for two hours a day for keeping the machinery in the maximum efficient condition.

The Sewage Purification Plant worked satisfactorily during the year under report. The total quantity of sewage treated at the plant during the year was 2,066 million gallons, i.e., an average of 5.7 million gallons per day as against 1,780 million gallons and 4.9 million gallons during the previous year, showing an increase of 657 million gallons over the previous year. The total revenue realized by sale of gas in Sion area during the year amounted to Rs. 39,210, showing an increase in revenue over the last year by Rs. 4,125. During the year, the revenue realized by sale of sludge manure, amounted to Rs. 5,800 (58 Brass at Rs. 12.50 per brass and 265 Brass at Rs. 19.25 per brass), as against Rs. 340 during the previous year.

The sewerage system of the City depends upon the satisfactory working of Pumping and Compressor Stations. Sewage from the sewerage system of the City was pumped through 11 pumping stations.

Remodelling existing Sewerage system.

20. During the year, 567 motor vehicles with 3 Bull-dozers and two skid shovels were in commission as against 501, 503, and 461 in the previous three years. During the year, 104 new vehicles and 9 reconditioned vehicles out of the lot purchased from Military disposals were added. The dearth of spare parts in the Market resulted in keeping some of the vehicles off the road. The Suburban and Extended Suburban fleet consisting of 294 vehicles was directly under Assistant Engineer Transport (Suburbs).

Transport.

The majority of the vehicles were garaged at seven different places in the City. The question of having a suitable Central Garage with an independent workshop on the vacant plot situated at Dadar Purification Works has been finalised.

The transport fleet for the removal of refuse consisted of 6 Motor Carts, 153 Scammell trailers (big) and 25 (Small), 16 Mechanical horses, 16 Fergusson Tractor-trailer combinations, 25 lorries, 8 Bantam Karriers, and 11 loaders. The average collection of refuse in the City worked out to 2,200 tons per day.

21. The total mileage of roads in the City limits at the end of the year was 278.346 miles as against 277.086 miles 274.716 miles and 274.226 miles in the preceding three years.

Repairs and Maintenance of Roads and footpaths.

During the year, about 18,412 square yards of area of road surfaces were renewed with 3" sheet asphalt at a total cost of Rs. 2,008 lacs. The work of maintenance of roads and footpaths was generally satisfactory throughout the year. A total area of 5,04,727 square yards of the different types of the road surfaces was improved during the year. The work of asphaltting footpaths was continued during the year and footpaths of 45 roads covering an area of 56,706 square yards were asphalted at a cost of Rs. 1.37 lacs.

Traffic Islands were provided at important inter-sections and the total number of such islands at the close of the year was 131. Out of this, 10 Traffic Islands were provided during the year under report. The work of providing traffic islands at three places was in progress, and that at five more junctions was sanctioned. Plans for providing Automatic Traffic Signals at Opera House Junction were prepared.

During the year detailed plans and estimates for two main projects, viz., (i) Vehicular under-pass under Queen's Road at Princess Street and (ii) pedestrian Sub-way at Boribunder were submitted for the approval of the Corporation.

During the year, a sum of Rs. 4,316 was realised on road opening fees, ground rents or fees for temporary occupation of roads and footpaths, for erecting mandaps, placing chairs, benches, etc.

Total number of street lamps in the City at the end of the year was 12,590 as against 12,447, 12,348 and 12,325 in the previous three years. An expenditure of Rs. 22.31 lacs was incurred for lighting and maintenance of street lamps. An additional expenditure of Rs. 1.05 lacs was incurred on erection of new lamps, repairs and maintenance, miscellaneous works, etc.

Eight roads were lighted under the 'All in Hire Scheme' for vapour and fluorescent electric lamps introduced since 1954-55.

22. As in the past a major portion of the City refuse was transported to Deonar for disposal. About 24 acres of land was reclaimed at Deonar during the year with refuse. The total area at the end of the year under report, thus reclaimed, stood at about 530 acres out of 823 acres of Deonar Reclamation Ground.

Removal of Town Refuse.

Reclamation Ground.

The arrangement of running two refuse trains per day each consisting of an average of 28 Municipal refuse wagons of 17 tons capacity, was continued during the year.

The total number of wagons sent to Deonar during the year under report was 20,163 as against 19,337, 21,884 and 23,007 during the previous three years. The total quantity of refuse removed to Deonar was about 3,47,771 tons as against 3.29 lac tons, 3.72 lacs tons and 3.91 lacs tons during the previous three years. The total expenditure on account of removal and disposal of refuse amounted to Rs. 7.42 lacs as against Rs. 7.33 lacs, Rs. 8.00 lacs and Rs. 7.46 lacs in the preceding three years. The total cost of haulage and unloading per ton amounted to Rs. 1.55 approximately as against Rs. 1.58, Rs. 1.51, and Rs. 1.91 per ton in the previous three years.

The position of the rolling stock required for this work was far from satisfactory inasmuch as 88 wagons had to be hired from Western Railway at the rate of Rs. 4.50 per wagon per day.

23. The total expenditure booked for the preparation of the Master Plan from its commencement, in January 1947 to 31st March 1958, amounted to Rs. 2,66,168. A proposal for revising the Master Plan at a cost of Rs. 80,000 has been approved by the Government, the cost being met from savings in the original scheme. The work of revision of the Master Plan was accordingly taken in hand during the year and was in progress by the end of the year.

During the year under report, the work of construction of an Industrial Estate at Bapty Road, was taken in hand on one-third of the site, and plans and block estimate in respect of second Industrial estate at Haines Road were submitted for the approval of the Corporation.

Town Planning Schemes.—The Government under their Resolution No. T.P.B. 1054-M., dated the 4th September 1957 sanctioned the Town Planning Scheme, Bombay City No. I (Mandvi and Elphinstone Estate) and effect to the same having been given from 1st December 1957, further necessary steps were taken in that direction.

The Town Planning Scheme, Bombay City No. III, Mahim Area, was finalised and Government's approval thereto was awaited.

The award in respect of Town Planning Scheme, Bombay City No. II (Mahim Area) was declared and the Board of Appeal is to be convened in the near future.

The arbitration proceedings of the area of T.P.S. Bombay City No. IV (Mahim Area) were completed.

24. Roads, footpaths and house gullies were swept twice daily. Some of the main roads were attended to with increasing frequency as and when found necessary. House gullies were flushed and main roads were washed periodically. Daily average in square miles of roads, footpaths and house gullies cleansed regularly throughout the day worked out to 272.1, 283.5 and 126, respectively. Total refuse collected through the Municipal Agency was 7,93,750 tons.

Refuse gathered by sweeping the roads, footpaths and house gullies was collected and either carried to the nearest dust bin shed or removed in travelling carts or lorries to the place of disposal at least twice daily. Refuse taken to the Mahalaxmi Refuse Siding was transported to Deonar daily in a special refuse train.

Control of rat pest.—The total number of rats caught and destroyed during the year was 9.36 lacs as against 9.76 lacs in the previous year. No rat was found infested with Plague.

Control of Stray Dogs.—11,534 stray dogs were caught as against 11,277, 14,036 and 11,939 in the previous three years. Out of the above stray and ownerless dogs caught, 9,507 were destroyed, 981 were returned to the owners, 197 sent to hospitals for experimental purposes, 36 escaped and 40 were detained at the Kennel at Mahalaxmi Refuse Siding. 8,232 dogs were licensed under the Dog Licensing Act, as against 8,099, 8,112, and 8,130 in the preceding three years. The total income by way of dog licensing fees, etc., was Rs. 42,495.50 as against Rs. 41,858.25 in the previous year.

The work of immunizing the Milch Cattle against rinderpest was continued and 17,502 milch cattle were inoculated as against 16,310 in the previous year.

In addition to the above, the Conservancy Branch also rendered special conservancy and halalkhore services to various circuses, exhibitions, etc., realising thereby Rs. 78,112.06 and Rs. 5,230.31, respectively. The annual income derived by auction sale of certain Health Department rights amounted to Rs. 11,047.

25. The Department continued to look after the work of acquisition of lands and preparation of layouts, etc., as before.

Estate and Land Management.

Possession in respect of 17 properties was obtained during the year under report. Acquisition proceedings of several other sites both in the City and Suburbs were in progress during the year under report.

Out of the total area of 139.36 lacs sq. yds., (about 2,879 acres) vested in or acquired by the ex-Trust, about 37.3 per cent. remained to be developed and out of the developed area 2.4 per cent. remained to be leased, including an area of 1,64,680 square yards, reserved for Municipal purposes. At the end of the year, the area of underdeveloped land was the same as in the previous year, viz., 51.97 lacs sq. yds., the cost of acquisition of which was Rs. 1,87.09 lacs, as reported in the previous year.

During the year, in all 6 plots covering a total area of 6,304 sq. yds., and valued at Rs. 4.02 lacs were leased on long leases. The total number of plots disposed of upto the end of the year after taking into account one plot surrendered during the year of report was 4,269 with an area of 60,14,007 sq. yds., valued at Rs. 12.52 lacs as against 4,264 plots with an area of 60,10,425 sq. yds., valued at Rs. 12.49 lacs, respectively, up to the previous year. The total annual rental to be derived from 6 plots was estimated at Rs. 42.96 lacs as against for 28 plots estimated at Rs. 42.73 lacs. Commutation of ground rent in respect of plots leased on long term basis is being discouraged as the same is not considered advantageous to the Corporation. The amount received by way of commutation of ground rent and premium, during the year was Rs. 10.21 lacs as against Rs. 4.39 lacs, Rs. 8.6 lacs and Rs. 9.10 lacs, in the preceding three years.

At the commencement of the year, the Department had in its charge 569 acquired or surrendered buildings against 570 in the preceding year. These contained 5,224 tenancies. At the end of the year there were 544 buildings with 5,158 tenements, the difference being due to demolition of 25 structures during the year. New residential accommodation made available in the houses erected by lessees during the year comprised of 843 tenements.

The gross demand from 5,158 tenements in these buildings amounted to Rs. 9.90 lacs. Deducting therefrom losses on account of vacancies and concessional rents the net demand for the year was Rs. 9.83 lacs. The net revenue collected amounted to Rs. 7.88 lacs which was 59.80 per cent. of the total recoverable amount including the arrears of Rs. 3.34 lacs for the previous years.

In addition to tenements already constructed during the previous year, construction of tenements at Surya Cinema, Chinchpokli, Wadala, Moreland Road and Sewri-Koliwada Transit Camp was completed.

The gross demand for ex-trust permanent chawls was Rs. 14.73 lacs, while the revenue collected was Rs. 14.45 lacs as against Rs. 13.57 lacs in the previous year. Deducting outgoing of Rs. 10.01 lacs, the net income was Rs. 4.44 lacs during the year under report. Deducting therefrom Rs. 9.80 lacs, as the Sinking Fund and interest charges on the Capital expenditure of Rs. 171.53 lacs incurred for these tenements at the rate of 4.61 per cent., on the capital expenditure prior to 1919-1920 and 6.35 per cent., on expenditure incurred in the subsequent years, the Corporation suffered a net loss of about Rs. 5.38 lacs on these tenements during the year under report.

The average population in the chawls during the year was 72,626 as against 72,509, 63,835 and 62,934 in the previous three years, while the corresponding figures for semi-permanent sheds including Labour camp were 44,041, 34,911 and 29,972, respectively. The death rate in the chawls during the year was 4.28 per 1,000 against 3.5, 3.6 and 3.3 in the preceding three years.

During the year under report amounts of Rs. 1.54 lacs and Rs. 0.51 lac were transferred to Rent Equalisation Fund and Amenity Fund created by the Corporation to compensate the loss suffered by them in the maintenance of Municipal tenements.

The gross demand for 4,147 rooms in S.P. sheds and Labour Camps was Rs. 4.93 lacs. Deducting therefrom the losses due to vacancies and concession in rents, the net demand for the year was Rs. 4.85 lacs. The actual collections amounted to Rs. 4.77 lacs which was 79.84 per cent. of the recoverable amount including arrears of Rs. 1,12,766 for the previous years.

During the year under report, electric installations with separate meters in each tenement were provided at Pais Road, Clerk Road, and Palton Road Chawls No. 1 and 2, Labour Camps at Scheme 52, Worli and 57, Sewri-Wadala.

Besides, this, the Department looked after 18 properties requisitioned for A.R.P. purposes consisting of 467 tenements and 660 tenements constructed for explosion victims at Arthur Road, Fergusson Road and Wadala Road.

With a view to relieving housing shortage in the City, the Corporation permitted construction of an additional floor on buildings on the plots in *ex-Trust* and Shivaji Park Estates. In accordance with this policy, additional floors over 160 buildings were sanctioned to be constructed during the year on payment of extra premium of Rs. 7.12 lacs and an extra ground rent of Rs. 35,608. Construction of 67 motor garages on the compulsory open spaces of plots in these Estates was also sanctioned during the year on payment of extra premium amounting to Rs. 1,77,050 and extra ground rent amounting to Rs. 8,835. During the year, 200 cases of encroachment on compulsory open spaces and change of user were detected and action to remedy the irregularities was taken.

With the object of maintaining sanitation, etc., in the Municipal chawls and buildings, enforcement of Bye-laws framed by the Corporation was continued along with the propaganda work and the supervision of the inspecting staff, during the year, as a result of which fines amounting to over Rs. 129 were recovered. First Aid sets and sick-room requisites, such as, thermometers, hot water bottles, etc., were maintained at 8 Chawls Centres, Matunga Labours Camp, Dharavi and Mankhurd Colonies.

During the year, 907 ejection suits were filed against the tenants for sub-letting rooms as also for recovery of arrears of rent, taxes, etc., as against 878, 1,360 and 1,410 in the previous three years. Three claim suits were filed during the year. An expenditure of Rs. 20,739.65 was incurred for filing these suits and a sum of Rs. 13,290.13 was recovered towards Court costs. No new suit was filed in the High Court or City Civil Court during the year under report.

At the end of the year, the number of unbuilt plots already in the possession of the lessees was 195 and the number of plots of which possession could not be handed over to the lessees on account of temporary lettings and occupations thereon was 401.

During the year under report, the Corporation have accorded general sanction for projections such as sun breakers and Canopies at the entrance of a building, and also for enclosure of otlas on the basis of galleries. Plots Nos. 4 and 5 (west) of Sion-Matunga Estate have been reserved for Municipal Fire Brigade station. The Corporation have also reserved an area of 2300 sq. yds., for play-ground behind Plots Nos. 7 to 10 of Sion-Matunga (west) Estate, for a Municipal School. Corporation have also permitted the lessees and the tenants to pay either extra premium or ground rent for lofts. Municipal Commissioner has been empowered to sanction minor encroachments in lease hold plots. The Corporation have sanctioned the change of use of Plots Nos. 1 to 6 East Agripada (North) for light industries for developing the area into a model Industrial Estate.

Further implementation of the recommendation of Messrs. Ibccon Ltd., continued during the year.

26. The rainfall during the year was above normal. The Tansa and the Vaitarna Lakes, the principal sources of City's water supply, overflowed for a total period of forty-three and ninety-seven days, respectively. The Tulsi Lake also overflowed for eighty-two days. The Vehar Lake overflowed for about 34 days. This was the third time that this lake overflowed since last 22 years, the last occasion being in the year 1956.

The average daily supply to the Greater Bombay during the year under report was about 186.47 million gallons as against 170.92 million gallons, 146.94 million gallons and 139.77 million gallons in the previous three years. During the year, the quantity of water supplied to the City and the Suburbs was 68,062.15 million gallons against 62,387.80 million gallons, 53,636.30 million gallons and 51,157.50 million gallons in the preceding three years. Out of the above quantity, supply to the Tnana Municipality was 393.53 million gallons as against 438.63 million gallons in the previous year. Water supplied to bodies outside the limits of Greater Bombay was 610.77 million gallons as against 584.38 million gallons in the preceding year. Of the total supply, a quantity of 50,059.21 million gallons or 73 per cent. was for domestic purposes as against 46,774.03 million gallons or 74.93 per cent. in the previous year which registered a slight decrease. The average daily supply (for all purposes) per head on the basis of the population of 28.42 lacs as per the Census Report of 1951 was 43.50 gallons, while that for domestic purposes only worked out to 31.95 gallons. Percentage of total supply for domestic and other purposes worked out at 73 and 27, respectively. The total quantity of water supplied by meter measurement for domestic purposes was 6,354.88 million gallons and that for trade purposes was 12,005.59 million gallons of which 4,579.19 million gallons were consumed by mills, *i.e.*, 8.21 per cent. 1,888.33 million gallons were consumed by the Bombay

Port Trust, *i.e.*, 3.380 per cent. 794.57 million gallons of water or 1.43 per cent. were wasted due to leaks and other losses through Municipal mains, etc. The percentage of the use of water was 21.49 for trade purposes, 1.585 for public purposes, such as, fire, road watering, etc., and 76.925 for domestic purposes for the City while the percentage for domestic and non-domestic use for the Suburbs was 61.5 and 38.5, respectively, and for the Extended Suburbs was 47.4 and 52.6 respectively.

There were three bursts, one each on 24" Vihar Main; 72" East Main at Mile 38/7 and 22" West Main at Mile 24/3. There were 44 major leaks, 3,463 minor leaks on trunk mains and 104 leaks on the duct line and 692 leaks on syphon mains. All the leaks were promptly repaired.

Water from the three lakes was sterilized by chlorine treatment. Amomiation was carried out since 1st October 1958 on the duct supply at Bhandup and at the Reservoirs at Malabar Hill and Bhandarwada Hill.

The total calls received from the Fire Brigade Department were 1,800 as against 1,314, 1,194 and 1,945 in the past three years. They were promptly attended to. The total quantity of water used on fires by the Fire Brigade was about 2.71 million gallons as against 4.55 million gallons in the previous year. In order to enable the staff to attend to fires promptly, three fire vans were permanently maintained throughout 24 hours, one at 'E' Ward, second at F/S Ward Office, and the third one at the G/S Ward Office.

11 Gardens in the Outside City Division were maintained during the year. The number of visitors to the popular Tansa and the Vihar Lakes on Sundays and holidays was about 42,000 and 5,40,000, respectively, as against 60,000 and 4,32,000 respectively, during the previous year. Additional amenities at the Vihar Lake in the shape of a children's park, house boat, giant's castle, etc., were fully utilized by the public. The Powai Park which was opened to the public in the previous year, at a total cost of Rs. 1,48,000 on a 55 acres picturesque country side plot of land near Powai Lake, is getting very popular with the visitors due to its natural beauty and spaciousness as is evident from the fact that 2,30,500 visitors took advantage of that Park.

The number of complaints about short supply, etc., was 2,791 during the year as against 5,011 in the previous year. 5,712 notices were issued on owners of houses for defects in water fittings on their premises, as against 4,635 notices in the past year.

The work of house to house inspection of leaky taps and fittings throughout the City continued during the year under report. Anti-waste campaign by exhibiting cinema slides and posters was also continued during the year.

11,442 meters of various sizes were maintained during the year as against 11,987 in the previous year. The revenue derived from the supply of water by meter measurement during the year amounted to Rs. 224.92 lacs as against 180.76 lacs during last year for the City only.

The total number of water connections in the City was 65,989 as against 61,987, 63,580 and 64,947 during the preceding three years. During the year 1,357 new connections were made. The figure for the previous year was 1,406.

During the year 1,370 cases were reported to the Standing Committee for severance of water connections for non-payment of taxes, etc., as against 1,013 in the previous year. Of these, in 238 cases, water connection was cut off but subsequently restored, in 77 cases it was cut off and in the remaining cases orders were not carried out as the consumers complied with Municipal requisitions.

The programme of metering of domestic water supply in areas where quantum of water was above average, was continued during the year and 495 new properties were metered as against 628 in the preceding year.

During the year 986 estimates of compounded water charges for water used for construction purposes were framed resulting in the total revenue of Rs. 8.21 lacs as against 1,155 cases with a revenue of Rs. 8.43 lacs in the previous year.

The work of maintenance of gardens along the slopes of Gibbs and Ridge Roads (known as Hanging Gardens), Pherozeshah Mehta Gardens on the top of the Malbar Hill Reservoir, the Ladies and Children's Garden at Ridge Road and the Kamala Nehru Park, Joseph Baptista Garden on the top of the Bhandarwada Hill Reservoir, was under the control of this Department. The park was kept open till 9 p.m. for the convenience of the public. The Gardens were lighted on Saturdays, Sundays and Public Holidays with multi-coloured lights, which was much appreciated by the public. One water cooler donated by Shri V. M. Saraiya was installed at the Pherozeshah Mehta Gardens during the year. The cooler has satisfied the long-felt need of the public visiting the garden. The cost of maintaining the Gardens during the year was Rs. 41,500.

Labour relations during the year were cordial. The grades of various categories of workers were revised by the Standing Committee during the year under Review.

450 running miles of water mains were maintained by the Department during the year under report. 72,881 works pertaining to repairs to communication pipes, cleansing of chokes in consumers' pipes and fittings, etc., were carried out at a cost of Rs. 1,15,000 as against 1,03,980 works in the preceding year. On the 10,000 fire hydrants, 7,118 repairs jobs were carried out during the year by the special staff comprising one fitter and 3 labourers in each ward appointed for the purpose in the previous year. The figure indicates to what extent the public has been misusing the hydrants.

The work of clearing the pipes and fitting beyond the stop-tap in the Dadar-Matunga district sanctioned by the Corporation in view of the fact that Vehar water supplied to this area contains algae resulting in frequent chokes, was continued and 845 connections aggregating 2,15,272 R.ft. of consumer's pipes were cleaned at a cost of Rs. 7,000, during the year under report.

4,58,506 pipes and fittings were tested during the year. Of these 3,53,849 were for private parties, the revenue derived therefrom being Rs. 0.42 lac.

A large number of drinking fountains and cattle troughs were temporarily closed down on account of the fittings being stolen and those donated by public donors were brought into use by replacing the fittings during the year under report. The Flora Fountain and the Wellington Fountain were played regularly. The 'Kings' Circle Fountain' was also put in commission since 26th January 1959, the Republic Day.

The total expenditure incurred on water works amounted to Rs. 2,65.12 lacs including Rs. 1,92.78 lacs for interest, Sinking Fund charges, etc., for loans raised for water works. The total revenue derived was Rs. 2,55.24 lacs, the excess of expenditure over Income thus being 9.87 lacs.

27. The scheme was sanctioned by the Corporation in 1948 to stabilise water supply to the Tansa Lake especially in the years of scanty rainfall and creating an additional storage of useful water of about 38,500 million gallons. The main works in the Scheme consisted of the construction of a Dam across the Vaitarna River, driving of a Tunnel joining Vaitarna Lake with Tansa and laying 126" dia., 120" dia. and 96" dia., pipelines from the Lake site to the City. The project was initially estimated to cost Rs. 16 crores. Its revised cost now comes to about Rs. 18.50 crores.

The construction work of the scheme was started in 1949. The work of driving the tunnels between Vaitarna and Tansa with ancillary works, such as construction of an Intake Tower and a Bifurcation Chamber was completed in all respects in 1953. The tunnels have been put into commission and about 36,583 million gallons of water was transferred through them from Vaitarna Lake to Tansa Lake during the year under report. The dam is a solid gravity cement concrete Dam 1,820 feet in length and 269 feet in height in the deepest portion. A Crest Spillway with eight gates, four float operated, and four electrically or manually operated, has been located in the River portion to take care of maximum flood discharge of 2,00,000 cusecs. A Roadway 18 feet wide has been provided on the top of the Dam. The work of foundation of the Dam was started in May 1952 and the concreting of the Dam was completed in November 1955. The total quantity of concrete laid in the Dam came to about 20 million C.ft.

All the spillway gates have been erected and the work of fitting up the electrical indicating equipment was completed.

The total length of the 96" dia. pipeline to be laid is 47.1/2 miles and has been completed. The pipe laying work was being done in 3 stages. The work of fabricating and laying 6 1/2 miles of 120" dia. pipe line was in progress. A pick up weir is being constructed in the Tail water channel at Bel Nala. The contractors have carried out about 38.19 per cent. of the total work upto the end of the year. After the completion of the entire length of the pipeline, the City's water supply will be more than doubled, i.e., will be about 200 million gallons per day.

The Municipal owned Power house was not in operation during the year due to completion of Dam work.

The work of supplying and erecting three Diesel Generating sets each of 100 K.W. capacity was completed during the year. The sets will be used to supply power required for the operation of various gates of the Dam and the Tunnel, lighting of the roadway, domestic consumption, etc., at Vaitarna.

The work of construction of the permanent power house as well as the Control Tower was completed during the year under report and three sets of 100 K.W. each, were put into Commission and worked satisfactorily.

The new Chlorination House at Powai for chlorinating the bulk of City's water supply was put into commission in January 1957. The latest devices for automatic regulation of

doses have been installed at the plant so as to ensure a uniform dose of chlorine. The total cost incurred was Rs. 2.29 lacs.

The Civil Engineering works for laying 120" dia. 6 1/2 miles pipe line was in progress. 60.40 per cent. of the block work was completed upto the end of the year.

Land Acquisition.—Out of the total area of 3,995 acres, involving 673 holdings of private, Inam and Government lands, awards of compensation amounting to about Rs. 7.30 lacs in respect of 523 holdings were declared by the close of the year. An area of 30 Gunthas of land temporarily acquired in one case for approach road still continues to be held on charge the remaining lands having been rented by the Municipality on completion of the respective works.

Correspondence for the disforestation of forest lands and transfer of Government land is in progress with the Forest and Revenue authorities. Out of the total area of 35 acres of private, Government, Railway and Aerodrome land comprising 150 holdings acquired for the work of laying the 96" diameter pipe line from Powai to Mahim, awards of compensation amounting to Rs. 92,109.52 in respect of 101 holdings were declared. Further proceedings were in progress.

General.—Various amenities at the Vaitarna Camp for facility of work and for recreation to the staff engaged on the site, such as, water supply, transport, telephone, communication, medical aid, primary school, post and telegraph service, etc., functioned satisfactorily. The primary school was handed over to the District School Board on 13th August 1958. Data of rainfall was collected from ten Rainfall Gauging Stations established in the Catchment Area of Vaitarna. The average rainfall in the catchment area was about 138 inches.

The work of excavation drilling and grouting of anchor block was carried out at a cost of Rs. 1,40,000. The work of strengthening of M. S. foot bridge over the spillway of the Tansa Dam was carried out at a cost of Rs. 20,000. The work of providing a seal coat of 80-100 penetration asphalt to Tansa Atgaon Road was in progress.

In connection with the improvement of the Distribution system in the City, the work of laying 72"—57" inlet main to Malabar Hill Reservoir was completed. The work of laying 57"—48" inlet main to the Bhandarwada Hill Reservoir was completed. The preliminary drainage survey was completed. The work of providing cathodic protection to the portion of 57" dia. Bhandarwada Hill Reservoir inlet main between Dharavi Andheri Beach and Estrella Batteries could not be started for want of machinery for which import licence is applied for.

The Master Plan for distribution of water supply in Greater Bombay was sanctioned by the Corporation on the 14th March 1956. The work is spread over a period of about 10 to 12 years under a programme of priorities of 3 years, 4 years and 5 years, respectively, and is estimated to cost Rs. 7.52 crores.

The work of laying 24" inlet to the proposed reservoir at Worli Hill was completed. The work of constructing service reservoir at Worli Hill is in progress. The acquisition proceedings for the reservoir at (1) Golanji Hill, Sewri, (2) Trombay Hill, (3) Pali Hill and (4) Vyarvali Hill were in progress. A detailed contour survey of Dahisar River was carried out at an estimated cost of Rs. 40,000 to meet the growing demand of adequate water supply to the Extended Suburbs.

28. During the year, the total number of Fire Stations remained the same as in previous year, viz., 11 in the City proper and 1 in the Suburbs. A site for, Fire Station at Chembur is already acquired and plans and estimates for construction of a Fire Station are being prepared. Sites for Fire Stations at Vikhroli and Mulund have been selected and acquisition proceedings are in progress. The work of constructing Fire Station at Vikhroli is in progress and in about a year's time the same will be finalised. New Fire Station at Colaba will be ready by 1959-60. A new Fire Station to replace the existing Fire Station at Lala Nigam Road, Colaba, may be completed next year.

The Fire Brigade received during the year, 2,220 calls as against 1,910, 1,504 and 1,658 calls during the preceding three years. Out of these, 1,324 calls were for actual fires as against 876, 964, and 1,349 calls during the preceding three years. 393 calls were false alarms, of which as many as 145 were due to mischievous interference with street fire alarms, as against 249 and 111 respectively, in the preceding year. 444 as against 284, 243 and 191 in the preceding three years were for special services. Of these, 244 were in respect of fallen buildings 122 for special services, such as, leakage of dangerous gas, etc., and 78 for rescue work purposes.

During the year under report, a number of new appliances such as fire engines, extension ladders, trailer pumps, etc., were received.

The City continued to be served by 206 fire alarms posts (including private ones), as against 205, 205 and 206 in the preceding three years. These were connected to 10 Fire Stations. About 41 per cent., as against 41 per cent., 44 per cent. and 46 per cent. in the last three years of the total calls received for fires etc., were transmitted through these fire alarms. During the year under report, the Brigade got three persons arrested for malicious interference with Fire Alarms.

There were three major fires in each of which the estimated loss amounted to Rs. 69 lacs. The estimated total loss to property damaged or destroyed by fire was about Rs. 1.29 crore as against Rs. 57.92 lacs, Rs. 38.66 lacs and Rs. 66.93 lacs during the previous three years. The increase in the fire loss has to be attributed to the most serious fire that occurred at Ghoghari Mohalla, No. 10 Shed, Victoria Dock and Bombay Timber Market Godown, the estimated damage being about Rs. 96 lacs. The value of insurance of property affected by fire was about Rs. 66.94 lacs and total value of the property involved was about Rs. 24,96.45 lacs.

Casualties by fire during the year under report included 84 persons who were burnt to death, 8 persons who were severely injured and died and 196 persons who received minor injuries including 11 involved in House Collapses.

The approximate quantity of water used in extinguishing fires was 51.24 lacs gallons of which 33.69 lacs gallons were drawn from Municipal mains, as against 52.49 lacs gallons and 49.91 lacs gallons respectively, for the preceding year and the rest from the sea, tanks and wells, etc.

Two full-time Licensing Officers continued to inspect hazardous storages, etc., 3,246 premises were inspected during the year. It is gratifying to note that the Government of India have directed the State Government to consult the local authorities and the Fire Brigade before issuing licences for such storages. The Fire Brigade also arranged inspections jointly with the Explosives Department, Government of India.

During the year under report, extra curricular activities were undertaken such as, the Fire Prevention Week, sponsored in the Bombay State. The Fire Brigade joined along with other organizations of fire services in the City for making the week a success. Trainees from National Fire Service College, Government of India at Nagpur were entertained for training on three occasions. 14 candidates from Santacruz Aerodrome were given training in the short term course. One trainee from Kolhapur Municipal Borough was sent to the Brigade for a long term practical training. Fire and Rescue demonstrations were arranged at Fire Stations for the benefit of school students and lectures on the subject were also given by the Officers.

There was one call from outside the City limits.

The total number of calls within the limits of Greater Bombay received during the year was 9,274 of which 1,564 were for accidents, 1,726 for maternity cases and 3,616 for hire cases, removing in all 6,511 persons as against the corresponding figures of 9,453, 1,591, 1,399, 3,759 in the preceding year. The figures show a decrease of 179 calls over that of last year.

The total mileage covered by ambulance vehicles during the year was 77,167 as against 69,871, 69,971 and 60,519 in the preceding three years. The total receipts on account of hire cases amounted to Rs. 26,398 including arrears of the previous year as against Rs. 26,017, 27,934 and 25,661 in the preceding three years.

The annual maintenance cost of the Fire Brigade Department including the ambulance service was Rs. 10.73 lacs.

29. During the year under report, the Department maintained 106 sites for public recreation, consisting of 20 Gardens, 4 Fountains, 4 Band Stands, 7 Traffic Islands, 5 Open Spaces, 61 Recreation grounds, 1 Statue and 4 Ornamental Box Hedges. Two new gardens were added one at Naigaum Upper Primary School and another at Plot No. 171-173 and 128-130, Sewri-Wadala Scheme and an ornamental fountain at King's Circle Garden, Matunga during the year. There were 16 Band Programmes, 25 Indian Vocal Music Programmes, 73 Orchestra Programmes and 460 Recorded music programmes at different gardens. In addition to this, music broadcast by the All India Radio was relayed every day in the Victoria Gardens between 5 P.M. and 7 P.M. through the Radio Set installed thereat.

Victoria Gardens.—Elephant, Camel and Pony Rides inside the Victoria Gardens which had proved popular among children visiting the gardens were continued during the year as before. Directed Children's Centres at the Victoria Gardens under the supervision of the Young Men's Christian Association, and the Bombay Presidency Women's Council and Directed Play Centres for adults at various places, continued to be as popular as in the previous years. Special repairs and some new works were carried out at the Victoria Gardens and other public gardens at a total cost of Rs. 40,664.

An Open Air Theatre built in the Victoria Gardens and thrown open to the public from February 1957 on reasonable rental basis for cultural programmes, etc., has become a centre of attraction and interest to the general public.

In view of the various attractions provided at the gardens, the number of visitors thereat showed a marked increase over the preceding year.

Botanical specimens were supplied to educational institutions and student visitors from the colleges were conducted around. The class for training the students in gardening also continued functioning during the year under report.

During the year, the live stock in the Zoo decreased by about 17 percent. The total figure includes new births, purchases or exchanges made and presents received. Important acquisitions were a female Rhinoceros and the pairs of Quokkas, a male Emu and a male Chimpanzee.

During the year, 76 wild animals and birds were treated in the Zoo Hospital and 54 specimens of patho-bacteriological interest were examined at the Bombay Veterinary College Laboratory free of charge.

The Vegetable, Fruit and Flower Show could not be held during this year also.

The expenditure of the Gardens Department during the year accounted to Rs. 7.10 lacs as against Rs. 6.42 lacs, Rs. 5.75 lacs and Rs. 7.40 lacs during the last three years while the income by sale of flowers and plants, etc., was Rs. 67,777 as against Rs. 36,032, Rs. 42,089 and 46,237 during the last three years.

30. The Museum was kept open to the public for 228 days as against 299, 151, and 307 days in the preceding three years. The total number of visitors during the year was 7.12 lacs as against 10.7 lacs of the preceding year. During the year, 8,622 students from Primary and Secondary Schools visited the Museum as against 1,944, during the preceding year. The practice of keeping the Museum open on Wednesdays for ladies and children and parties of students only was continued during the year.

During the year under review, 11 new show cases were prepared for better display of models, religious sects, artisan in cottage industries and model of Meenakshi Temple at Madura.

6 books were added to the Museum Reference Library, which continued to be popular with students.

Reference service was rendered to 100 Research Students from Outside Bombay and to local visitors.

The amounts realised by the levy of an admission fee of 1/2 anna on 83 ticket days was Rs. 6,084 as against Rs. 8,039 in the previous year. These amounts were credited to the Special Fund called the Victoria and Albert Museum Fund. This fund was liquidated from 1-4-1958 as per Standing Committee Resolution No. 1623, dated the 7th July 1957.

The total expenditure on the maintenance of the Museum during the year was about Rs. 50,000 as against Rs. 44,000 in the previous year.

31. During the year under report, the number of Libraries maintained was 14 as in the previous year. 1,003 books on various subjects and in different languages for the libraries in the City were purchased at an aggregate cost of about Rs. 2,163 as against 2,121, 1,054 and 1,031 respectively, in the preceding three years. The Standing Committee would reiterate their suggestion made repeatedly for the last many years for locating Municipal Libraries in more commodious premises wherein a sufficient number of books can be maintained for the benefit of the readers visiting the institutions.

The total number of visitors to the Reading Rooms and Libraries situated in the City during the year was 2.90 lacs as against 2.86 lacs, 2.62 lacs and 2.57 lacs during the preceding three years.

The cost of conducting the Libraries during the year amounted to 64,732 and the Income of the Department was Rs. 1,949 as against 46,256, Rs. 46,902 and 44,573 and Rs. 1,248, Rs. 1,387 and Rs. 1,079, respectively, during the preceding three years.

32. Tenders were invited for the purchase of stores during the year in 192 cases as against 160, 197 and 150 in the previous three years and the number of contracts entered into for the various scheduled articles was 220 as against 200, 179 and 186 in the preceding three years. The value of stores and other materials purchased including articles received from other Departments on Return Stores Memo., during the year amounted to Rs. 104.39 lacs as against Rs. 136.71 lacs, Rs. 68.01 lacs and Rs. 68.01 lacs during the previous three years. Of the total purchases made, stock of the value of Rs. 101.73 lacs was of Indian Manufacture and the balance, viz., Rs. 2.66 lacs represented the value of foreign goods. During the year 20 Import Licences were received, the total purchase value of which amounted to about Rs. 1.33

lacs. Due to restrictions on import policy of the Government, many of the applications for Import Licence for Plant and Machinery were rejected by the Government and the Department had to procure materials of indigenous make only.

During the year, about 24,140 tons of cement worth about 30.96 lacs was purchased. Likewise 2,972 tons of iron materials worth about Rs. 21.07 lacs, 2,48,755 R.ft. of Galvanized Iron Pipes worth about Rs. 2.47 lacs, 1,51,461 R.ft. of Cast Iron Pipes and Hume Pipes worth about Rs. 16.20 lacs, 2,20,462 yards of cloth worth Rs. 1.04 lacs were also purchased. This Department purchased foodgrains for the various Municipal Medical Institutions, the Conservancy Branch and the Gardens Department weighing about 2,184 Bengal maunds worth Rs. 0.40 lac and 6,508 Bengal maunds of Grains (Bajri, Grams and Wheat Bran) worth Rs. 1.44 lac. The Department was also entrusted with the work of purchasing tea required by different Municipal institutions during the year under report.

4,885 orders for the purchase of stores against 5,013, 4,568 and 3,938 in the preceding three years were placed with contractors and other dealers. Against these purchases and stock on hand, the consuming departments submitted 42,444 indents as against 41,258, 41,485 and 41,466 in the preceding three years. The total turnover of the department, viz., receipts and issues of stores during the year was Rs. 217.79, lacs, as against Rs. 260.26 lacs, 195.25 lacs and Rs. 146.08 in the preceding three years. At the close of the year, the department had on hand stores of the value of Rs. 29.49 lacs, as against Rs. 38.86 lacs, in the preceding year.

Mixed scrap and other unserviceable articles received from different departments were sold by private offers but cast iron scrap was retained for issuing to Municipal Contractors for manufacturing castings as per condition of the contract. The total amount realized by sale of scrap, etc., came to Rs. 1.60 lacs as against Rs. 1.14 lacs, Rs. 1.22 lacs and Rs. 0.7 lac in the last three years.

33. During the year 39,908 licences and permits were issued as against 37,442, 37,474 and 37,217 in the previous three years. The amount of fees recovered therefrom came to Rs. 11.68 lacs as against Rs. 12.63, Rs. 12.33 lacs, and Rs. 11.29 lacs in the preceding three years. At the end of the year, an amount of Rs. 2,52,348 was outstanding as against the outstandings of Rs. 2,52,980, Rs. 1,71,205 and Rs. 1,86,251-12-0 for the previous three years. It is reported that out of these outstandings, an amount of Rs. 3,69,546 has already been recovered. The total licence fees will thus be Rs. 14.20 lacs as against Rs. 14.52 lacs for the previous year.

Licences.

The total number of permits issued for exhibiting sky-signs, advertisements, etc., was 3,566 realising Rs. 4.73 lacs as revenue. The corresponding figures for the last three years were 3,455, 3,718 and 3,800 permits and the amount of the fees collected came to Rs. 3.94 lacs, Rs. 4.22 lacs and Rs. 4.24 lacs, respectively.

The Department instituted 2,964 prosecutions for offences under Section 328, 328A, 394 of the Bombay Municipal Corporation Act, as against 1,686, 4,155 and 4,737 during the previous three years. The total amount of fines inflicted was Rs. 0.22 lac only as against Rs. 0.22 lac, Rs. 0.19 lac and Rs. 0.16 lac, during the previous three years, respectively.

The number of squatters and hawkers licences issued during the year was 42,977 and the earnings therefrom amounted to Rs. 4.73 lacs as against 41,250, 40,727 and 37,873 fetching Rs. 4.02 lacs, Rs. 4.06 lacs and Rs. 4.30 lacs, respectively, during the preceding three years. It is observed that the amount outstanding from squatter licence fees on 31st March 1959 was Rs. 0.55 lac as against Rs. 0.46 lac, Rs. 0.46 lac and Rs. 0.22 lac in the previous three years.

As a result of the decision taken in July 1956, no new reserved areas are to be created and no new licences excepting itinerant hawker licences are to be ordinarily issued.

34. The total number of establishments under the various categories excluding Theatres, etc., on 31st March 1959, was 1,04,658 as against 1,00,510, 94,884 and 91,230 in the previous three years.

1,717 complaints were received in addition to 162 pending from the preceding year, out of which 1,851 were investigated, leaving 28 complaints pending at the close of the year. 380 mass raids against 413, 402, and 448 in the preceding three years, were carried out upto the end of the year. The number of visits and revisits paid to different types of establishments was 57,471 of which 47,170 were to shops, 6,615 to commercial establishments, 3,378 to restaurants and eating houses, 232 to residential hotels and 76 to theatres, etc. The corresponding figures of the previous year were 64,266, 56,082 and 7,899, respectively.

At the beginning of the year 1,220 prosecutions were pending, while 4,371 new prosecutions were instituted during the year, making up a total of 5,591. Of these prosecutions, 4,441 resulted in convictions, 30 in acquittals while 61 cases were withdrawn. The number of cases pending at the end of the year was 1,055. The corresponding figures for the previous year were 938, 5,024, 5,591, 4,609, 11, 38, 1,220. The total amount of fines realized was Rs. 1,70,945 as against Rs. 1,71,566 in the previous year.

Total expenditure incurred in administering the Act during the year was Rs. 2,24,904.82, against which the Government grant-in-aid was Rs. 1,59,924.38 for meeting the part of the expenditure incurred during the year 1957-58. The corresponding figures in the previous year were Rs. 1,71,566 and Rs. 2,05,342-11-5 respectively. While furnishing the figures for the year 1957-58, it was again pointed out to Government that in entrusting the administration of the Payment of Wages Act, 1936, with effect from 1st April 1955, the expenditure to be borne by the Corporation on that account had increased and they were requested to consider the said factor while assessing the grant-in-aid. It is, however, evident from the grant-in-aid sanctioned by Government that they have not so far taken any steps in this direction. The Standing Committee is, therefore, of the opinion that this recurring financial burden on Municipal Funds should be done away with by handing over the entire administration of the Act, to the State Government at an early date.

The total income from the Registration fees and fines realized during the year under report was Rs. 13,010 and Rs. 1,70,945, respectively, as against Rs. 13,987.54 and Rs. 1,66,050, respectively, in the previous year.

The Administration of Theatre Tax Section continued to function under the control and supervision of the Chief Inspector, Shops and Establishments, for purposes of recovery of the Theatre Tax. The rates sanctioned by the Corporation for the levy of Theatre Tax for the year 1958-59 were the same as those for the previous year.

There were in all 36 Class I and 22 Class II Cinema Theatres and the Tax was generally, paid regularly.

The tax was also received in respect of various Dramas, Dances, Variety Entertainment Programmes etc., held at different Halls and Theatres or places hired out for the purpose where admissions were on payment. Exemption from payment of the Theatre Tax was granted in respect of performances held for the benefit of *bonafide* charities or for the uplift on cultural and educational activities.

The total income derived during the year by way of Theatre Tax was Rs. 6.03 lacs as against Rs. 5.76 lacs, Rs. 5.75 lacs and Rs. 5.64 lacs in the previous three years. The total expenditure incurred was, Rs. 19,691.95 (exclusive of Provident Fund, etc. contributions).

230 complaints pertaining to the Payment of Wages Act, were received, of which 164 were amicably settled. 6 cases did not fall within the purview of the Act, 7 cases were filed by the department before the Authority under the Payment of Wages Act; in 2 cases the complainants had themselves filed cases in Small Causes Court and in 10 cases with the Labour Commissioner, while in 33 cases investigations revealed that the same were either fictitious or had no sufficient evidence to contemplate action. There were thus only 8 cases pending disposal at the close of the year under report.

The total revenue of the Department during the year was Rs. 24.86 lacs as against Rs. 24.06 lacs, Rs. 24.18 lacs and Rs. 23.33 lacs in the previous three years.

On account of the modification of Section 314 of the Bombay Municipal Corporation Act, a notable check was exercised on hawkers and the nuisance of unauthorized hand-carts was minimised by introducing the policy of frequent transfers of the Encroachment staff from ward to ward and from lorry to lorry.

35. Total receipts of the department during the year was Rs. 40.26 lacs against Rs. 39.97 Markets. lacs in the previous year, showing an increase of Rs. 0.29 lacs.

The number of Municipal markets during the year was 22 including a Squatters' Area at Parel Village. The net receipt amounted to Rs. 18.87 lacs as against 18.80 lacs in the preceding year, thus showing an increase of Rs. 0.7 lac.

The average percentage of vacant stalls per squatter was 4.36 against 7.45 and 8.9 respectively, in the preceding three years. The total receipts from stallage charges, squatter's fees, licence fees, etc., in respect of all Municipal markets amounted to Rs. 26.77 lacs as against Rs. 26.97 lacs, Rs. 26.5 lacs and Rs. 26.6 lacs in the preceding three years. During the year under report, works of repairs, improvements, extensions, etc., to several Municipal markets were carried out. The work of collecting fees at the Arthur Crawford Market continued to be carried out departmentally and the revenue collected therefrom amounted to Rs. 4.42 lacs as against Rs. 4.29 lacs, Rs. 4.62 lacs and Rs. 4.97 lacs realized in the preceding three years. Considerable improvements were effected at several Municipal markets.

The number of private markets during the year was 20 as against 23, 23 and 22 in the previous three years. There was only one private Slaughter House. The number of outside meat shops was 188. The licence fee realized therefrom was Rs. 0.41 lac and Rs. 0.14 lac, respectively.

The number of outside meat shops was 188 as against 187, 187 and 188 in the previous three years. An amount of Rs. 0.14 lac was realized by way of fees which was equal to the figures for the last three years.

Special efforts were made to detect and prevent the smuggling of animals and contraband meat and unauthorised slaughter as also insanitation and congestion in markets. In view of the sale of contraband Meat in the City on a large scale, the Staining Committee would strongly urge upon the executive greater vigilance to be exercised to prevent such illegal transactions not only from the point of revenue but also in the interest of public health.

During the year the total quantity of unwholesome articles of food, such as, meat, fish, fruits, vegetables, etc., destroyed was 5.16 lacs lbs. as against 5.86 lacs lbs., 8.30 lacs lbs. and 6.17 lacs lbs. in the previous three years.

The total number of animals brought to the fair ground at the Bandra Slaughter Houses during the year was 17.49 lacs as against 17.31 lacs, 17.04 lacs and 16.32 lacs in the previous three years.

The approximate weight of dressed carcasses meat of buffaloes and cattle, was 6,779 tons as against 7,249 tons in the previous year, while that of sheep and goats was 10,682 tons as against 10,963 tons during the last year. The quantity of meat from pigs was 472 tons.

The total number of animals slaughtered during the year was 12.63 lacs as against 13.00 lacs, 12.32 lacs and 12.13 lacs during the previous three years.

The improvements effected during the year under report were (i) provision of additional chowkey and one additional turn style gate at Bandra Slaughter House (ii) Availability of First-Aid chest for the use of the workers at the Slaughter House; and (iii) Removal of offals from day to day at night time, with a view to mitigating the vulture nuisance at the Bandra Slaughter House.

36. *Outstanding Activities.*—The incidence of small-pox suddenly rose at the beginning of the year and assumed epidemic proportion. Preventive measures such as detection of cases, compulsory removal of cases to the Infectious Diseases Hospital, disinfection, Mass Vaccination, etc., were carried out vigorously. The incidence of Enteric Fever, showed an unusual and abrupt increase towards the end of the year in Colaba presumably due to contamination of water supply.

Birth and birth rate.—The number of live births recorded during the year was 67,069 as against 64,526 in the previous year. Of the registered births, 34,334 were males and 32,735 females giving a proportion of 104.9 males to 100 females. The birth rate was 28.8 per 1,000 of the population as against 27.7 in the preceding year. The number of still births was 3,102 or 4.6 per cent of live births.

Deaths and death rate.—The total number of deaths registered from all causes during the year was 31,372 as against 33,164 and 27,759 in the previous two years. It was less by 2,141 than the average annual mortality of the last ten years and more by 379 than the mean mortality of the preceding five years. According to the Census population, the death rate per 1,000 living persons worked out to 13.5 as against 14.2 and 11.9 in the last two years. Of the total 31,372 deaths, 17,765 were among males and 13,607 among females. The excess of deaths amongst males may be ascribed to preponderance of males in population. The death rate among females was, however, higher than among males, the male death rate being 12.0 and the female death rate 16.0 against 12.6 and 17.1 respectively, in the preceding year. As in the previous years, the diseases of the respiratory system were responsible for the highest death rate of 2.9 per 1,000 of the population. A large proportion of deaths from respiratory diseases occurred among children and infants under 5 years of age. Old age constituted the next most fatal group, giving a death rate of 1.3. The causes next on the list for the year were congenial debility and diseases of early infancy 1.6 and Tuberculosis 1.0.

Deaths among infants under one year of age was 8,153 against 7,870, i.e., 632 less than the annual average of the previous decennium. The infant mortality rate for the year was 121.6 per 1,000 of live births as against 121.2 in 1957.

Maternity and Child Welfare.—During the year under report the main clinics at the five maternity homes were kept functioning throughout the year and a sixth maternity home was opened on 2nd October 1958, at Naigaum with 35 schedule number of beds. The ten subsidiary clinics were kept open twice a week as before. Aid was given to the poor mothers delivered at their homes in the form of Rawa, jaggery, ghee and milk, etc. Milk distribution scheme was continued with the object of giving aid to poor and undernourished women attending Municipal Maternity Homes. The number of cases admitted in these Homes was 15,024 against 12,915 and 11,987 in the preceding two years, while the number of confinements was 9,681 as against 9,277 and 9,034 in the previous two years.

Social services in the shape of ante-natal care, care at birth, care during infancy and pre-school life were rendered to the public through the five maternity Homes under the charge of lady Medical Officers with a staff comprising nurses and Health visitors. The Health visitors paid 44,534 visits in various districts against 37,503 and 37,738 in the previous two years. The Health Visitors also attended 6 cases of confinements at homes as against 3 in the preceding while the Medical Officers personally visited 2,546 cases as against 2,910 cases in the previous year.

With a view to controlling maternal and infant mortality, advice and instructions in spacing births were given confidentially by qualified lady-doctors to married women strictly on medical grounds at the 18 Family Planning Clinics. Health Visitors assigned for this work paid domiciliary visits to mothers for carrying on follow-up work and propaganda amongst mothers. The total number of attendance at the clinics was 9,178 as against 8,655 and 7,942 in the preceding two years. It is gratifying to note that this scheme is becoming more and more popular among the women particularly on the low-income group.

The maternal mortality rate recorded during the year was 1.4 as against 1.5 in the previous two years.

Infectious Diseases.—The total number of cases of infectious diseases reported during the year was 11,294 as against 9,002 in the preceding year. Of these 11,213 (99.3 per cent) as against 8,870 (98.5 per cent.) in the previous year were from the District Registrar and 81 (0.7 per cent.) against 132 (1.5 per cent.) in the last year were from medical practitioners. There were no cases of Plague. Cholera caused 2 attacks and no death. Small-pox caused 2,916 attacks (including 62 originating in other local areas of India and 1 imported) and resulted in 783 deaths and Enteric Fever caused 2,899 attacks (including 89 imported) with 262 deaths. Diphtheria caused 4,007 attacks (including 216 originating in other local areas of India) and 140 deaths.

During the year 8 persons were inoculated against Plague, 30,351 against Cholera and 1,71,238 against Enteric Fever as against 1,30,634 and 34,533, respectively, in the preceding year. Primary Vaccination and re-vaccination against Small-pox done during the year were 67,926 and 10,75,013, respectively, as against 73,170 and 14,00,925, respectively, in the preceding year.

General Sanitation.—The principal causes contributing towards the insanitary conditions in some parts of the City were insufficiency of sewers, continuance of the basket privy system and high density of houses and population per acre. There are some practical difficulties, such as, absence of proper accesses, etc., in the way of rendering adequate conservancy services as regards collection, removal and disposal of refuse and also of shortage of water supply. There were 775 basket privies to be still converted into W. C.s on full-flushing system which it is reported were kept pending due to impending Town Planning Schemes. The routine inspection of dwellings to find out sanitary defects was made by the Medical Assistants and Sanitary Inspectors under the general supervision of Assistant Health Officer. In view of insanitary conditions prevailing in the City, this activity needs to be intensified to a great extent.

Health Education and Propaganda.—Health Education was carried out among children by Medical Officers and School Health Nurses, which aimed at inculcating healthy habits among children. Routine health talks on simple personal hygiene were given to the children in schools. During the year 543 and 1,254 talks were given by Medical Officers and School Health Nurses in order to achieve the above object.

Ailing children were visited and revisited at their homes by the School Health Nurses as per directions of Medical Officers, when they imparted instruction wherever found necessary to parents of ailing children as regards their care, diet, etc. 3,203 visits and 518 re-visits were paid during the year. In this way, the possibility of recurrence of the disease was minimised.

Insecticidal Service.—Due to vigorous steps taken to control fly-nuisance by regular sprayings and dusting of actual and potential fly-breeding places, the nuisance from flies was further reduced during the year. The use of 'Tifa' Unit was continued during the year and the insecticide fogging operations were carried out in many lanes and by-lanes in the City. Looking to the magnitude of the work, it is imperative that the service requires to be further intensified.

The Standing Committee are constrained to note that for the last several years diseases of the respiratory system are responsible for the highest death rate every year and that a large proportion of death occur among children and infants under five years of age. Likewise the infant mortality rate which was 121.6 per 1,000 is rather on the high side. The Committee consider that the Executive should see what preventive or remedial measures need to be taken to reduce the death rate especially among the Infants.

Malaria.—Malaria was registered as the cause of 2 deaths as against 4 and 3 in the preceding two years. 3 deaths were ascribed to Ague and Remittent Fevers as against nil in the preceding year. The number of clinical cases treated at the Municipal dispensaries was nil as against 12 and 47 in the previous two years. Out of 2,114 wells in the City on 1st January 1958, 1,665 were hermetically sealed with cement concrete covers and 449 were open or partially opened wells. Out of the latter, 395 were retained, 38 were 'Jack' wells and remaining 16 were under action. Campaigns against *Aedes Aegypti* mosquitoes, the vector of Yellow Fever was continued throughout the year. The stegomia index did not show anything more than 0.2 per cent., which was considered as safe. Anti-malaria drugs were made freely available to the public through the Municipal dispensaries. Notices were issued against the owners to keep their compounds free from breeding mosquitoes as a precaution against the disease.

37. The number of new cases treated at the 26 dispensaries and one mobile dispensary was 4,45,095 (2,36,962 males and 2,08,403 females) as against 4,61,202 and 3,85,554 in the previous two years. In addition to the above dispensary work, women's and children's clinics were conducted by three part-time lady doctors at 6 Municipal dispensaries in the City, thrice a week. The number of new cases treated at these dispensaries was 7,722 as against 18,180 in the previous year. The total attendance numbered 93,487 as against 93,590 in the previous year. These figures include the visits of lady doctors to patients at their homes.

The Municipal Eye Dispensary and Hospital at Kamathipura were attended by two Honorary Medical Surgeons by turns throughout the year. The Hospital has an accommodation for 6 beds each for males and females with an operation theatre and a full time resident Nurse. The total attendance of patients was 83,433 as against 86,956 and 87,876 in the previous two years. The total number of new cases treated was 12,603 as against 11,921 and 11,675 in the previous two years. The number of indoor patients among the new cases treated and total attendance of indoor patients were 259 and 3,722, respectively. The question of increasing bed accommodation at this hospital requires urgent consideration.

Leprosy.—The control of Leprosy in the City was exercised as before through the Acworth Leprosy Home, Wadala with an accommodation of 396 beds. In the absence of a Municipal Institution for the isolation and treatment of cases suffering from this foul disease this Home has been doing invaluable work for over 60 years. In addition to this the institution conducts a well-equipped out-patients clinic. Almost the whole cost of the maintenance of this clinic is borne by the Corporation.

The average daily attendance of patients was 262.7 and the total number of new cases treated at the clinic was 2,945 as against 3,104 and 2,689 respectively in the previous two years. The accommodation of 396 beds (284 for males and 112 for females) for the isolation of leprosy patients was the same as in the previous year.

The seven Health Visitors—three non-medical Assistants appointed by the Home and 6 by the Municipality (including 1 for Suburbs) paid visits to the houses of patients first 881 and subsequently 3,981 as against 475 and 3,863, respectively in the preceding year. The Medical Assistants in charge of Municipal free dispensaries attempted detection of early cases of leprosy for which they have been specially trained. The number of such cases detected and treated at Municipal dispensaries free was 18. A leprosy clinic was started at the dispensary at Worli.

The leprosy control problem in Greater Bombay has now been dealt with under the Greater Bombay Leprosy Control Scheme. Seven clinics were conducted in the City and three in the Suburbs for the diagnosis and treatment of leprosy, 2 medical officers, 6 health visitors, 4 ward-boys and one medico-social worker and an experienced clerk were appointed under the scheme, the expenditure being shared equally by the Bombay Municipal Corporation, the State Government and the Gandhi Memorial Leprosy Foundation, Wardha. The capital expenditure on account of building, etc., is being borne by the Municipality.

38. There were three T. B. clinics for out-door patients attached to the Group of T. B. Hospitals. T. B. Hospitals at Sewri, where cases in primary and advanced stages received institutional treatment. The total number of beds at these Hospitals was 646 (398 for males and 257 for females in addition to 100 beds at the Survodaya Hospital at Ghatkopar and 88 beds at the T. B. Isolation Wards at the Ramkunwar Dastary Isolation Centre at Dadar). Each clinic is managed by well-qualified staff and is equipped with appliances necessary for treatment of patients. The total number of patients in various stages of Pulmonary Tuberculosis treated during the year was 3,195 (including 443 of the previous year) as against 3,431 during the previous year. Of these 3,195 cases, 1,979 were discharged as improved, 62 were non-Tuberculosis cases, 207 left prematurely against advise, 224 died and 432 remained under treatment at the close of the year. The largest number of admissions was within the age groups between 21 to 25 years as against 16 and 35 in the previous year. Mortality figures also reveal high incidence in the 21 to 25 age groups. The total number of surgical operations performed on patients was 592 as against 671 in the previous year.

The follow-up of discharged patients and giving them A. P. and P. P. refills were continued as before. The total number of such A. P. and P. P. refills given during the year were 17 and 19,941 as against 152 and 26,313, respectively, in the preceding year. There were 485 new admissions to the out-door A. P. and P. P. Refill Department during the year as against 653 in the previous year.

The total expenditure incurred during the year on the Group of T. B. Hospitals was Rs. 12.11 lacs approximately, as against, Rs. 10.59 lacs in the previous year. The average cost per patient per day was Rs. 7.66 as against Rs. 6.46 in the previous year.

The Poor Box Collections including fees for medical certificates issued during the year amounted to Rs. 5,527 and a sum of Rs. 4,395 was spent on medicines, injections, etc., administered to poor patients. A regular monthly donation of Rs. 100 from the British Indian Steam Navigation Company Ltd., was continued to be received during the year. There were many other donations also received. The Standing Committee while thanking the donors sincerely hope that more donations of this type would be forthcoming to supplement Municipal efforts in eradicating this disease. It is disheartening that in spite of the best efforts of the Executive to control the disease the number of Tuberculosis patients is on the increase and the incidence of this fell disease is greater among the young men between the age groups of 21 and 25. The Standing Committee consider that in the interest of the City's health it is necessary that steps should be taken for detection of such cases in primary stages and for thorough treatment so that mortality may be reduced considerably.

39. For combating Venereal Diseases, free medical facilities, both preventive and curative, were continued as in the preceding year. During the year 19,713 cases were treated at the Clinics as against 18,636 and 18,354, in the previous two years. Of these 17,282 were males and 2,431 were females. For prophylaxis, 18,272 persons attended the eight municipal prophylactic centres as against 17,910 and 17,209 in the previous two years, the average daily attendance for treatment and prophylaxis being 838.7.

The centre at Bellasis Road was kept open-day and night. The average daily attendance at the Clinic was 838.7 as against 865.6 in the previous two years.

The Medical Officer in-charge of ante-natal and post-natal Clinics sent 776 samples of blood for investigation of Syphilis. Out of these 80 (54 A.N.C. and 26 P.N.C.) gave positive results for Kahn or Wassermann Reaction Tests and of these 39 attended the clinic for treatment during the year.

Medical persons desirous of learning the methods of diagnosis and treatment of venereal diseases were given necessary facilities at the clinic.

The Corporation by their Resolution No. 1411, dated the 10th January 1957, gave sanction to start a contact Investigation Centre at the Bellasis Road Clinic by appointing two Medico-Social Workers. One Medico-social worker has since been appointed.

40. During the year, out of about 2,25,605 School Children in Municipal Schools, 82,543 were examined as against 63,570 in the previous year and of them 70,098 were found defective. The total number of defects being 1,58,203. Arrangements to treat 31,005 children were made in the school clinics at the Bai Yamunabai L. Nair Charitable Hospital and K. E. M. Hospital. During the year, 388 schools and classes out of 418 were visited by the School medical staff to complete the examination of 82,543 pupils (44,448 boys and 38,095 girls and 32 special cases). Parents of 38,093 pupils only consented to have their wards treated at the clinic at the K. E. M. Hospital, Nair Hospital Dental Clinic and the Municipal Dispensaries. The Medical Officers interviewed 2,542 pupils parents in schools and explained to them the necessity of their children availing of the required treatment. Minor ailments among the children were treated at the nearest municipal dispensaries, while cases with major ailments were treated at the School Clinic at the K. E. M. Hospital, which has been adequately expended from 3rd January 1957. Only 2,618 new and 16,269 old cases requiring immediate attention were therefore, examined and treated at the clinic and of these 671 were shown to the Consultants of the Hospital for expert opinion. 252 children with error of refraction were prescribed and supplied spectacles free of charge. 418 schools and classes were supplied with emergency outfit. 157 children suspected to have leprosy infection were directed to the Acworth Leprosy Home for examination. Of them 16 were found positive and were prevented from attending schools. 18 cases were kept under observation. Out of the remaining, 123 children were declared negative. 499 took treatment at the Municipal dispensaries. 55 cases of enlarged spleen were taken to various Municipal dispensaries for blood smears examination. 1,047 children suffering from scabies, ring-worms and boils were treated in the schools by the School Medical Officers

Reports regarding sanitary defects in 423 of the school buildings were brought to the notice of the sanitary Branch for taking necessary action. 223 tonsil and other operations were performed at the School clinics. Three cases of rat bites were treated at the School Clinic. 283 suspected cases of T. B. were screened at the Princess Street and Dadar T. B. Clinics out of which 2 were found positive and they were admitted at the Group of T.B. Hospitals at Sewri for treatment. 599 (new and old) children with dental defects were treated at the Nair Hospital Dental College Clinic. 27 children who had no marks of primary vaccination were got vaccinated and 1,58,536 Municipal school children were re-vaccinated against small-pox, 543 and 1,524 health talks on subjects of personal hygiene were given to pupils, respectively, by the Medical Officers and the School Health Nurses, in order to inculcate healthy habits. The latter also visited and re-visited 3,203 and 518 ailing children, respectively, at homes and gave necessary instructions to their parents as regards their care and diet.

In the first quarter, due to inadequate supply of milk only 52,140 certified undernourished children could be given 6 oz. of pasteurised toned milk from 7th August 1958 and from 3rd October 1958, 52,140 certified undernourished children were catered both with milk and snacks on every school working day. The distribution of milk and snacks however could not be started earlier than 7th August 1958, on account of the non-availability of toned milk due to the seasonal drop in milk produce. From 7th August 1958 each certified child was given 6 oz. of toned milk in a sealed bottle instead of 8 oz. Even then, only 52,140 undernourished children could be given milk and snacks from 3rd October 1958, on every school working day.

The total expenditure of the Hospital during the year was Rs. 19.25 lacs as against Rs. 16.61 lacs and Rs. 12.42 lacs in the preceding two years.

41. The bed accommodation in the Hospital was increased from 550 to 630 during the year under report. The 630 beds were distributed amongst men, women and children patients as 380, 158 and 92 respectively. The accommodation was fully occupied throughout the year and there was constant over crowding in the wards. The total number of in-patients admitted during the year was 29,599 against 27,208, 23,874 and 21,732 in the previous three years. The daily average number of in-patients was 796. The maximum number of in-patients on a single day was 966 as against 844 for the previous year in spite of the restrictions imposed on admission. The average number of days each patient was resident was 9.79 against 9.9, 11.6 and 12.04 in the last three years. The total number of operations performed on in-patients was 13,577 against 9,497, 9,607 and 9,750 in the preceding three years. The average cost per in-patient per day was Rs. 9.49 as against Rs. 9.70 and Rs. 8-3-11 in the previous three years. The average cost per in-patient showed a slight increase being Rs. 94.97 as against Rs. 94.84 in the previous year. Out of 2,219 deaths, as many as 574 died within 24 hours of admission, 641 died after 24 hours but within three days of admission and 1,004 after three days of their admission.

The total number of new out-patients treated was 2,11,380 against 2,07,956, 1,91,071 and 1,75,145 in the preceding three years. The daily average number of new out-patients was 804 against 796.20, 722.12 and 653.3 in the preceding three years, while the daily average number of out-patient attendance worked out to 2,464 against 2,421, 2,324 and 2,053 in the previous three years. The total number of out-patients attendance including casualty patients during the year came to 7,12,683 against 7,01,891, 6,84,459 and 6,10,345 in the preceding three years. The highest number of out-patients attendance on any one day was 3,066 as against 3,316, 3,464 and 2,761 in the preceding three years. While new out-patients admitted on a single day was 942 as against 980, 888 and 747 in the preceding three years. The total number of operations on out-patients during the year was 41,167 against 31,480, 29,844 and 29,363 in the previous three years. The average cost per out-patient attendance during the year was Rs. 1.04 against Rs. 0.92, Rs. 1.19 and Rs. 1-5-1 in the previous three years, while the average cost per out-patient's admission was Rs. 3.50 against Rs. 3.04 Rs. 3.12 and Rs. 3-4-7 in the preceding three years.

The Poor Box Charity Fund from which relief was rendered to poor patients, continued to give relief and comforts to deserving patients which ordinarily could not be given out of the Municipal Fund. An amount of Rs. 74,236.01 as against Rs. 50,180.53, Rs. 51,345-4-6, and Rs. 52,893-15-0 in the previous three years was spent for affording relief to poor patients out of the Chaity Fund.

The Gift Shop started for the convenience of patients as well as the Physio-therapy Centre and School, Occupational Therapy Centre and School, Prophylactic Immunization Centre, Family Health Centre, Pharmacological Laboratory, Ambulance Division, Recreation Room and Library for patients, and the Co-operative Credit Society carried out their work in their respective spheres satisfactorily.

The Medico-Social Service Department which was started in September 1954 continued to render valuable help to the needy patients. It helped much in finding out social, economic

and environmental factors associated with the onset of diseases. Five additional social workers were appointed during the year under Report.

There were about 311 milk distributing centres allocated in municipal schools and nearly 557 municipal school teachers and 311 peons were entrusted with the work of milk distribution. Snacks in the form of either *Chikki* and/or fruits were also given to these children to supplement the milk diet. To assess the improvement in the health of school children as a result of the scheme a rapid nutritional survey conducted by the staff of the Nutrition Department of the Bombay Government in selected schools, during the year 1956 was continued during the year under report. The result of the survey is awaited.

Under the Sunday Milk Scheme inaugurated in the year 1955, children under 12 years of age, irrespective of whether schooling or not were catered with 6 oz. of toned pasteurised milk each. About 1,73,610 children were catered with milk at 65 centres on Sundays only. The child welfare centre of J. J. Hospital (which is a part of the W. H. O. Nursing Education Project) assisted the Municipal Schools Health service with the health programme in the 2 municipal schools in the compound of the J. J. Hospital. 90 children of these schools who were found defective by the Municipal Staff were referred to the various wards of J. J. Hospital for diagnosis treatment, by this centre. 30 pupils with defects were treated. In order to assess the beneficial effects of the milk and snacks on the health of the Municipal School Children, special survey is being carried out since 26th September 1957 in 8 schools selected from different sections and localities under the personal supervision of the Medical Officer (Schools). For this purpose 153 boys and 153 girls from the age groups, 6 years to 12 years are being observed, thus making a total of 306 children in each of 8 schools, Height, Weight, Vitamin deficiencies were noted during the survey period. Mal nutrition and vitamin deficiencies detected during the survey were found improved while non-vitamin deficiencies were not found to have improved satisfactorily. Recreational activities, Annual Sports, Mass Drill displays and Scout Rallies were organised by the Education Department for municipal school children in different parts of Greater Bombay where the school Medical Officers were directed with necessary outfit for rendering medical aid to injured participants.

42. The Hospitals have a total accommodation of 371 beds of which 257 are in the Small-pox unit, 114 in the General Unit. Except Tuberculosis and Leporsy, patients suffering from other infectious diseases are admitted to the Hospitals. The total number of patients during the year was 23,871 as against 23,529, 12,304 and 9,802 in the preceding three years, the daily average of admission being 657 as against 572, 453 and 356 in the preceding three years. Of the total number of patients, 3,305, 4,615 and 3,020, respectively, suffered from Enteric Fever, Diphtheria and Small-pox. On account of heavy admissions of cases of major infectious diseases such as Small-pox, Enteric Fever, Diphtheria, etc., restriction on admissions to cases of Chicken-pox Mumps etc., had to be imposed.

Dr. Jivraj N. Mehta Pharmaceutical Laboratory, attached to the Hospital, manufactured many injectables and carried on analytical work during the year. The Blood Bank worked satisfactorily and during the year, blood transfusion was given in many cases.

Total expenditure incurred during the year for the maintenance of the Hospitals was Rs. 36.30 lacs as against Rs. 33.74 lacs in the previous year.

43. The bed accommodation in the Hospital was increased from 350 to 370 (300 non-paying and 50 paying and 20 for B. E. S. & T. Employees), 21,561 patients were admitted during the year as against 20,525, 16,926 and 15,528 during the preceding three years. The highest number of in-patients on a single day was 520. The daily average number of in-patients was 426.3 as against 415, 405.2 and 387.6 in the preceding three years which shows an encouraging increase in the popularity of this institution. The average number of days each patient was resident was 7.25 as against 7.3, 8.7 and 9.5 in the preceding three years.

The name of the Institution was changed from the Municipal General Hospital, Sion, to Lokmanya Tilak Municipal General Hospital, as per Corporation Resolution No.239, dated the 8th May 1958.

The total number of in-patients treated was 22,031 including 470 of the previous year. The number of maternity and gynaec cases were 8,153.

The total number of operations performed on in-patients was 7,793 as against 7,225, 5,751 and 5,190 in the preceding three years. The average cost per in-patient on diet per day was Rs. 1.04 as against Rs. 1-0-4, Re. 0-15-6 and Re. 0-14-6 in the preceding three years.

The total number of new out-patients was 1,34,030 with a daily average of 445.2 as against 1,21,978 and 394.7, respectively, in the preceding year and 1,02,146 and 330.5 in the year preceding the last. The total number of old out-patients attendance was 4,45,423 with a daily average of 1,479.8 as against 3,62,408 and a daily average of 1,171.8 in the preceding year and 3,41,380 and a daily average of 1,104.7, respectively, in the year preceding the last. The highest number of out-patients attendance on a single day was 2,602 as against 2,508, 2,413 and 2,442 in the preceding three years. The total number of operations performed on out-patients was 6,770 as against 7,355, 6,986 and 6,223 in the preceding three years. 28,112 accident and other emergency cases were treated in the Casualty Department as against 24,261, 20,553 and 18,299 in the preceding three years.

The Paying Bed Scheme started from 1st September 1951 is working satisfactorily. The number of patients admitted in the General and Special rooms during the year was 1,812 as against 1,857, 1,643 and 1,239 in the preceding three years. 272 major and 357 minor operations were performed on paying patients, as against 315 and 319, respectively, in the previous year.

The Pathological and Bacteriological investigations in respect of 44,840 in-patients and 48,346 out patients were carried out in the Laboratory of the Hospital as against 47,556 and 33,567, 33,075 and 12,632, 44,791 and 27,215, respectively, in the preceding three years. 264 autopsies were also performed during the year.

The Medico-Social Service Department was started from 1st August 1956 and has been rendering valuable services to the needy patients.

The Hospital has an up-to-date library with latest publications on modern medical, etc., science, 75 additional books on medical subjects and 2 books on non-medical subjects were purchased bringing the total to 637 books.

The Poor Box Fund at the close of the last year was Rs. 1,25,737.27 as against Rs. 1,16,097 in the previous year. During the year, sum of Rs. 73,780.54 was collected in the Charity Boxes and by way of donations and the expenditure amounted to Rs. 72,146.99. A balance of Rs. 1,27,370.76 remained in the Poor Box Fund at the close of the year.

Nurses' Training School.—27 students were admitted for training in midwifery course and all were declared successful. Staff Nurse was sent to the College of Nursing, Delhi, for attending a Course of training for Ward Sister. One Sister was deputed for a Refresher Course sponsored by 'Refresher Course' W. H. O.

This Hospital has been attached to the Topiwala National Medical College for clinic instructions to under-graduate students. The Hospital continues to be affiliated to the University of Bombay and to the College of Physicians and Surgeons of Bombay for post-graduate as well as under-graduate students.

44. The Hospital has an accommodation for 336 beds distributed among men, women and children patients as in the last year. The accommodation was fully occupied throughout the year. There were often extra patients over the scheduled number in the Hospital and on many occasions they had to be accommodated on the floor for want of adequate beds. The total number of in-patients admitted was 17,474 as against 14,735, 13,650, and 13,444 in the previous three years. The daily average number of in-patients was 383.92 as against 352.47, 361.57 and 347.96 in the previous three years. On an average each patient was resident for 8.59 against 9.69 and 9.45 in the previous two years. The total number of in-patients treated was 17,862 including the balance of 388 of the previous year of whom 8,398 were cured, 5,240 were relieved, 2,467 left the hospital against Medical advice or were otherwise discharged, 1,334 died and 423 remained at the close of the year. The average cost per in-patient per day was Rs. 7.97 against Rs. 7.15, Rs. 7-2-2, and Rs. 7-11-7 during the preceding three years.

The total number of out-patients treated was 3,02,909 against 2,73,225, 2,70,463 and 2,66,039 in the preceding three years and the average number of out-patients' attendance per day was 980.29 against 932.62; 922.31 and 891.32 in the preceding three years. The highest out-patients attendance on a single day was 1,480 against 1,509, 1,394 and 1,366 in the preceding three years. The highest number of new patients admitted on a single day was 589 and of the old cases treated was 948 during the year under report. The average cost per out-patient per day was Re. 0.89 against Re. 0.80, Re. 0-11-4, and Re. 0-13-4 during the preceding three years. During the year 6,183 and 10,749 operations were performed respectively, on in-patients and out-patients against 4,727 and 5,801, respectively, during the last year.

The total expenditure incurred on the maintenance of the hospital amounted approximately to Rs. 16 lacs against Rs. 15.67 lacs, Rs. 13.74 lacs and Rs. 13.71 lacs, in the preceding three years.

The total amount in the Poor Patient's Fund by way of receipts amounted to Rs. 27,646.27 Rs. 10,682.25 were by way of donations and Rs. 16,964.02 by way of collections from the boxes kept in wards and out-door department.

During the year, the number of blood samples supplied for transfusion was 1,576 and a sum of Rs. 25,415 was paid to the donors from the Poor Patient's Fund.

As in the previous year, various pharmaceutical firms offered donations for research on their products.

The Patients Welfare Committee which was formed year before last to devise ways and means for providing facilities to the patients in the Hospital worked actively and several functions were organized for the benefit of patients. A library for patients started during the previous year was found to be growing in popularity.

The Medico-Social worker rendered valuable help to the needy patients of the hospital.

A Family Planning Centre with 100 per cent. grant-in-aid from Government of India was started at this Hospital from 21st January 1959.

Dr. B. N. Purandare Gynaec and Obstetric Research centre was declared open on 15-9-1958. Various research projects concerning Gynaecological and Obstetrics problems were carried out at the centre during the year.

45. The Hospital was declared open on 2nd September 1956. It has an accommodation of 38 beds. Helpless patients, suffering from diseases that have no reasonable hope of cure and yet need medical and nursing care, are admitted to this Hospital, as such patients are not generally admitted to any other Hospital. The hospital has been given over in charge of the Dean, B.Y.L. Nair Charitable Hospital from 1st March 1959, for administrative conveniences.

During the year 1958, 116 patients were admitted and 24 were the balance left over from the last year. The maximum number of in-patients on a single day was 37 and the daily average was 32 in the year.

The total expenditure during the year under report amounted to Rs. 80,653.49 and the daily average cost worked out to Rs. 6.89 per patient.

46. During the year under report, 84 fresh admissions were made. Of the 630 students on the roll against 612 in the previous year, 136 were lady students and 207 post-graduate and research students, against 159 and 141, respectively, in the previous year. Out of 640 students sent up for various examinations, 339 passed the whole examination against the corresponding figure of 632 and 346 of the previous year.

Number of male students residing in the Hostel during the year was 145, while the number of lady students accommodated in the Lady Students' Hostel was 42. A new hostel has been acquired at Naigaum. Income derived from the College and the Hostels by way of tuition fees, hostel rent, etc., was Rs. 1.49 lacs against Rs. 1.60 lacs, Rs. 1.86 lacs, and Rs. 1.96 lacs in the previous three years, while the total expenditure amounted to Rs. 7.15 lacs (including payment of Dearness Allowance of Rs. 1.34 lacs) against Rs. 6.13 lacs, Rs. 5.80 lacs, and Rs. 5.45 lacs, in the preceding three years. The income derived from and the expenditure incurred on the Hostels were Rs. 16,206 and Rs. 41,837 respectively, as against Rs. 20,015 and Rs. 32,969 in the previous year. The gross and net cost per student worked out at Rs. 1,691.06 and Rs. 1,339.53 respectively, as against Rs. 1,301.69, and Rs. 961.07 in previous year. The amount of fees received from the post-graduate students was Rs. 14,535 as against Rs. 14,795 in the previous year.

The Co-operative Society carried on its work satisfactorily with a share capital of Rs. 1.70 lacs.

The different departments of the College and the Hospital had, in addition to their normal teaching and departmental works made some investigations. The K. E. M. Hospital and Seth G. S. Medical College Research Society which started functioning during the last year was working satisfactorily.

Physio-therapy School and Department which was started as a joint venture of the Central Government, Government of Bombay and the Bombay Municipal Corporation with an aid from World Health Organization continued to show steady progress.

The progress of other activities like Library, Museum, Gymkhana, etc., was satisfactory.

47. The College had 342 under-graduate students on the roll at the close of the year, out of whom 95 were lady students. Besides, there were 74 post-graduate students including 8 lady students. During the year, 62 students were admitted. In addition, students were also admitted for condensed M.B., B.S., Course. 55 students passed the Final M.B., B.S., Examination and 9 students at the various other examinations held in 1957. The number of male students residing in the College Hostel was 62. The construction work of the new hostel building for male students was completed which will provide accommodation for 199 students. Arrangements were made to accommodate female students at the Grant Medical College Hostel as no hostel for lady-students is attached to this College.

The total expenditure incurred on the maintenance of the College amounted to Rs. 5.07 lacs as against Rs. 4.4 lacs and Rs. 4.00 lacs in the preceding two years. The total income by way of tuition fees, hostel rent, etc., received amounted to Rs. 1.33 lacs against Rs. 1.33 lacs and Rs. 1.28 lacs, in the previous two years.

A new Department of Preventive and Social Medicine was started in January 1956 and the work was started in June 1956 and since then the activities and commitments of the department are on the increase. Two out-patient sessions a week are being conducted for the enrolled families by this department at the Nair Hospital. The N. C. C. Naval Medical Unit has been located at the College which has started working in November 1956 continued its activities during the year.

48. During the year under report, the College had 76 Dental Chairs, 52 Electric Dental Units, 4 well equipped Laboratories, 2 Dental X-Ray Machines and other equipment to give dental treatment on most modern lines. There were 216 students including 28 lady students on the roll as against 174 and 24 respectively in the previous year. The College Diploma is recognised not only by the State and the Union Governments but also by leading Institutions in the line in the U.S.A., the U.K. and other foreign universities. The College also runs a Dental Clinic where all types of dental treatment such as silver, gold and cement fillings, artificial sets of teeth, regulation of teeth of children etc., are done by charging nominal fees. During the year 64,645 patients, (35,015 males, 17,360, females, 12,180 children) were treated as against 58,697, 56,917, and 62,944 in the preceding three years. The total expenditure incurred was Rs. 2.60 lacs against Rs. 2.12 lacs, Rs. 1.97 lacs, and Rs. 2.15 lacs in the preceding three years and the total realisations by way of fees from students and patients were Rs. 1.03 lacs, against Rs. 86,299, Rs. 72,629, and Rs. 76 881-10-0 during the preceding three years.

The Academic Council looked after the academic affairs of the College and the Advisory Dental Board which conducts Final L.D.S.C. Diploma Examination, etc., continued to function during the year under report, as before. Since June 1954, the College is affiliated to the Bombay University for B. D. S. Degree in Dentistry. Almoner service was rendered from the Poor Box Fund to poor deserving patients in the shape of supplying sets of artificial teeth, and repairs of sets of teeth. Research work in Dentistry was continued at the College during the year.

49. At the close of the year there were 2,94,632 pupils in 558 schools and 91 classes in Greater Bombay, including Extended Suburbs, the number in the City being 2,18,746 pupils in 373 schools and 46 classes in the Suburbs; 59,023 pupils in 136 schools and 30 classes; and in the Extended Suburbs 16,863 pupils in 49 schools and 51 classes. The corresponding figures for the previous year were 2,75,984 pupils in 544 schools and 84 classes in Greater Bombay, which was made up of 2,08,153 pupils in 364 schools and 46 classes in the City; 52,175 pupils in 124 schools and 56 classes in the Suburbs; and 15,656 pupils in 34 schools and 4 classes in the Extended Suburbs. Thus, during the year, there was a net increase of 18,648 pupils in Municipal Schools. The highest number of pupils on roll was 3,12,988 at the end of August 1958 and the number came down to 2,94,632 at the end of March 1959. The average number of pupils throughout the year was 2,57,944—1,94,754 in the City Schools—49,520 in Suburban Schools and 13,670 in the Extended Suburban schools. The total number of teachers (permanent and non-permanent) in Greater Bombay at the end of the year was 8,001 of whom 7,698 were ordinary and 303 special teachers, as against 7,316 teachers of whom 7,017 were ordinary and 299 special teachers in the preceding year. Out of 7,698 ordinary teachers, 5,331 were permanent and 2,367 were temporary, as against 7,017 ordinary teachers of whom 5,306 were permanent and 1,711 temporary in the previous year. The percentage of trained teachers was 88.6 as against 86.8 in the preceding year.

The 'Class Room Formula' to determine the number of teachers adopted in 1953 was continued during the year under report. It was decided to fix the number of teachers according to the number of class rooms in actual use (including rooms used twice in double session schools) so as to ensure one teacher for each class. The prevailing basis of granting additional teachers to larger schools was also revised, so that only one additional teacher was given to a school having an average attendance of 500 or more pupils. The provision of leave reserves which was formerly 7½ per cent. was reduced to 3½ per cent. during the year.

With a view to avoiding over-crowding in classes, it was laid down that ordinarily a class should not have more than 50 pupils to facilitate proper attention to pupils. In schools housed in hired residential buildings over-crowding on account of inadequate space was an impediment in the way of efficient instruction. In all, about 370 Municipal Schools and Classes were required to be run in two sessions and more than two sessions for want of sufficient accommodation and 2,848 class rooms were used twice. A programme of construction of new school buildings, which is being implemented on a larger scale, would improve the situation considerably in a few years.

As in the past, the syllabus of studies was divided month by month and distributed to the schools. Teaching aids were supplied to schools and additional teaching aids, such as, maps charts and models were prepared by the teachers themselves. Hindi was continued to be taught in the upper Primary classes. Instead of fortnightly tests monthly tests were continued to be taken of pupils of Standards IV to VII and weekly tests of those of Standards I to III. Double Promotion Examinations were held as per revised rules, so as to encourage overage and extraordinarily bright pupils. In Double Promotion Examination in all 554, i.e., 89.4 per cent. pupils out of the total of 620 who appeared, were successful and promoted to higher standards from 1st September 1958.

In all 15,638 pupils 12,647 from City and 2,253 from Suburbs and 738 from Extended Suburbs from Municipal Schools, appeared for the Primary Schools Certificate Examination 1959 and out of them 4,629 from City Schools, 753 from Suburban Schools and 266 from Extended Suburbs were declared successful.

Some of the main factors which hampered *inter alia* the progress of pupils were largeness of certain classes, lack of suitable buildings, inadequate facilities to pupils to study at home and economic conditions of the parents, resulting in their irregular attendance and long absence.

Schools with big class rooms sometimes had 55 to 60 pupils in a class rendering it unwieldy and unmanageable for the teacher. The standard of education suffered and especially it was so in case of schools run in hired residential premises.

The existing curriculum for Standards I to VII recently revised by Government came into force with the year 1955 and is being followed in Municipal Schools from June 1955. The use of copy-writing book was introduced in Municipal Schools in pursuance of the direction issued by the State Government and it has been found to be helpful in improving the hand-writing of the pupils.

The Rahimtoola Currimbhoy Urdu Training Institute for Lady Teachers continued to function as usual with 43 pupil teachers under training in the I Year and 42 in the II year. All the 43 Trainees of the I Year Class were promoted to the II Year Class. Out of 42 Trainees of the II Year Class, 37 (i.e., 88 per cent.) were successful at the Primary Teacher's Certificate Examination.

The number of Municipal owned buildings at the beginning of the year was 74 of which 37 were in the City and 37 in the Suburbs. Five school buildings were built during the year under report. There were 25 Municipal owned school buildings in the Extended Suburban area.

Due to the increase in the number of pupils in Municipal schools from year to year, it has become practically impossible to acquire additional accommodation except by way of construction of new school buildings or extending the existing ones. The Department is making a steady and planned progress towards acquisition of private plots and structures, etc., wherever possible. The unsatisfactory condition of rented buildings with high annual rent continued to be a great handicap especially for want of proper and timely repairs on the part of the reluctant landlords thereof.

The Corporation continued to impart vocational education. There were 23 Vocational Classes in 11 Vocational Upper Primary Schools preparing pupils for Primary Schools Certificate Examination with the subject of craft as one of the compulsory subjects. Carpentry and tailoring, are also taught in these Schools. Other subjects taught are sewing, embroidery tailoring, printing, repairing of clocks, sign-board painting, carpet weaving, clock repairing, book-binding Toy-making, etc. The number of pupils in these handicrafts classes increased from 3,741 to 5,168 during the year, out of whom 1,984 received instruction in Carpentry and 1,383 in Tailoring as against 1,857 and 1,442 pupils of the previous year.

Free medical treatment was given at the Municipal Dispensaries at the Central School Clinic at the K. E. M. Hospital and at the various vaccination centres. Details about milk and snacks scheme for under-nourished children attending Municipal Schools are given in the paragraph pertaining to the Public Health Department.

Various extra-curricular activities, such as Vacation Libraries in summer vacation, Educational Film shows, *Sharad Utsav*, School Anniversaries, class panchayats (prefect courses) and school parliaments, Excursions, Co-operative stores and Exhibitions were carried on as usual during the year under report.

The average cost per pupil in the schools in the City and Suburbs calculated on the basis of the average number of pupils on rolls was Rs. 71.48 and Rs. 32.69 in the Extended Suburbs.

The Income Side of the Education Fund is more or less fixed. The Corporation's contribution is restricted and also the Government grant. Other sources contribute a very negligible amount to the total receipts of the Education Fund. Hence, with inelastic sources of revenue on the one hand and ever increasing demands for more and better equipped schools and educational facilities for the increasing population, on the other, the Corporation find it very difficult day by day to cope with even the urgent needs of the Primary Education Department. The Corporation, therefore, decided to levy the Education cess for augmenting the income.

An experiment in teaching on progressive lines started during the last year in the Municipal Ghatla Marathi School, situated in a small village in Trombay was continued during the year under report. The teachers are encouraged and given a free hand to employ any method they think good and effective and to organise the school on any lines they think best, provided inspection and careful evaluation prove the result satisfactory. This has resulted in the teachers preparing their own teaching aids, charts and cards through which Language and Arithmetic are taught. There is a library and a Nature Corner at the School.

The Research Unit started functioning from 6th July 1955 for implementing the suggestions contained in Sri R. V. Parulekar's Report on the Bombay City Education System.

Some of the important studies carried out by the Research Unit during the year under report are (1) study of the various aspects of the problems arising out of the high incidence of wastage and stagnation. The cause of stagnation, the subjects in which children fail at different levels, relations between age and attainment, relation between stagnation and wastage and such other allied topics; (2) A pilot study in the Delisle Road and Naigaum areas to find practical ways and means to get compulsory age children to school and to ensure regularity in their attendance; (3) Continuance of Intelligence Testing as an aid to recruitment; (4) The Educational implications of short session classes of Std. I and II; and (5) preparing of handbook of suggestions for teachers to give practical help to them in their day to day work.

The Standing Committee feel that while the progress of Primary Education in our schools during the year under report may be said to be on the whole satisfactory, there are certain features such as unsatisfactory condition of rented buildings accommodating Municipal Schools, big class rooms some times having 50 to 60 pupils in a class, in regard to which though the Department is alive to the urgency of the problem much remains to be done in this direction. The Standing Committee hope that the Executive will put in more effort to see that additional sites for school buildings are secured and that the programme of constructing new school buildings is completed within the prescribed limit of time.

50. During the year under report, 2,63 1/2 tons of bleached and unbleached paper were purchased from the market. The printing work of the various departments of the Corporation has increased considerably during the year. Over and above their Budget Estimates, Establishment Schedules, Municipal Chief Auditor's Administration Report, B. E. S. & T.'s Five Bill forms, Mileage cards, Canteen Coupon Books, several other jobs were also executed for the B. E. S. & T. Undertaking, at a total cost of Rs. 68,898.67. The total number of jobs carried out were 8,089 and number of pages printed were 42,836 as against 9,177 and 38,151 in the preceding year; those for the B. E. S. & T. Undertaking accounted for 21 and 1,600 as against 37 and 1,570 for the preceding year. The total quantity of paper consumed during the year under report was 209 tons as against 226 1/4 and 202 1/4 in the preceding two years.

The transactions of the Press for the year closed with a surplus of Rs. 7,468 on the total turnover of Rs. 11,95,016 against the surplus of Rs. 16,827 and the turnover of 10.42 lacs for the preceding year. The labour staff as on 28th February 1958 consisted of 228 workers against 227 and 230 on the same date in the last two years. The work of implementing the recommendations of Messrs. Ibccon Ltd., on the reorganisation of the Press continued during the year under report.

51. During the year under report, the department continued to attend to contested matters and other legal proceedings in the High Court, City Civil Court, Small Causes Court and Police Courts as also to other legal matters. During the year, the department received 9,273 files, against 7,866 and 7,485 files in the previous two years, addressed 1,760 letters against 1,765 and 1,784 letters

in the preceding two years to outside parties or their legal advisers and gave opinions on different departmental matters and advices on 178 documents against 110 and 140 documents, in the last two years. The report contains figures of High Court and City Civil Court suits as well as number of documents, such as, conveyances, leases, ect., that were completed.

The income by way of costs recovered amounted to Rs. 20,000 and expenditure to about Rs. 73,632.33 as against Rs. 12,799.94 and Rs. 84,379.40 respectively, in the preceding year.

52. During the year 9 Trade Unions represented Municipal employees with a total membership of 19,659 against 23,527 in the preceding year. The total number of labour staff employed in the main departments was 31,230 against 33,384 in the previous year.

During the year under report, labour relations were not harmonious and strikes took place. In all eighteen Joint Councils functioned satisfactorily and these helped in creating harmonious relations between the administration and the staff, inasmuch as the sphere of work of these Councils was elastic enough to allow discussions and recommendations on all matters pertaining to conditions of service.

The Labour Officer dealt with 1,991 complaints as against 1,634 in the previous year, regarding service conditions, promotions, transfers, etc., mostly from Class IV Services. Of these complaints 1,195 were redressed, 677 found not genuine and 119 were pending at the close of the year.

The Municipal Mazdoor Union served the Municipal Commissioner with strike notice during the year and Notice of strike was also served by the Bombay Municipal Kamgar Sangh but later on an agreement was arrived at.

The recreational, educational, hygienic and other cultural activities, indoor as well as out-door organized by the Welfare Branch of the Department for the benefit of Municipal workers and their dependents were conducted vigorously at 26 Labour Welfare Centres. Out of these 17 were run for the benefit of the employees of the Conservancy Branch, 6 for Hospital employees, 2 for Water Works employees and 1 for the employees of the Mechanical Engineer's Department. One new Centre at Trombay was opened to cater for the suburban Conservancy Staff. The maternity unit attached to the Chembur Welfare Centre continued to do its useful work and medical treatment, wherever necessary, was given by the Welfare Organization. 4,845 cases were treated at the Unit during the year under report as against 4,677, in the preceding year.

Implementation of the two Labour Welfare Schemes in the shape of granting (i) scholarships to children of Municipal employees and (ii) medical assistance to them, sanctioned by the Corporation, continued to be entrusted to the Labour Department. Out of 274 applications received for scholarships, 159 eligible scholars were awarded scholarships at a total cost of Rs. 18,572. 485 applications were received for medical assistance and help aggregating to Rs. 19,865 was given in 369 deserving cases. The Labour Officer also made arrangements to get the applicants admitted whenever necessary in different Municipal Hospitals for treatment.

In addition, the Labour Officer also attended the hearing of day-to-day offence reports of the Municipal Hospitals, Conservancy Department and Fire Brigade Staff.

53. This department disseminated knowledge on health, hygiene and cleaner living among the citizens through popular media of propaganda such as posters, leaflets, health exhibitions, film shows, cleansing campaigns, talks, etc., in performance of normal duties. It also participated in various celebrations such as World Health Day, Prohibition Week, Five Year Plan, Publicity Week, Social Education Week organised by Government, Semi-Government and Social Organisations. During the annual fairs held in different parts of the city it took an opportunity for health propaganda. It helped the Public Health Department in campaigns against communicable diseases and drives against exposed food.

During the year under report, a Civic Diary was published for the first time. A booklet containing names of Councillors, was also published. Complaints Guide and a Compendium of Civic affairs were under print.

The complaints received from the public about Municipal Administration were dealt with by the Assistant Public Relations Officers on their daily rounds and were followed up to see that they were attended to by the Departments concerned. During the year 18,315 complaints were received while 6,542 complaints were investigated which were mainly concerned with Water Shortage, Sanitation, repairs to roads and buildings.

54. Health Education and Propaganda. Health propaganda drive was carried on through the Department of the Public Relations, both in the City and the Suburbs through all the popular and modern publicity media. During the year, the section organised important activities such as health exhibitions and health education film shows on various health subjects. Municipal schools had sent the itinerary exhibits and displaying hoardings on Civic Sense on public conveniences and tram cars. It also helped the vaccination and inoculation staff of the Health Department with microphonic talks persuading people to accept vaccination and inoculation, etc. It also attended to the work of preparing and distributing health education material in the shape of posters, show-cards, leaflets, models and other types of exhibits. Other publicity work of the department included Press notes, slide releases, talks from mobile vans.

The Bombay Civic Journal. 55. The Bombay Civic Journal, an accredited organ of the Corporation, completed five years at the end of February 1959.

The Journal has been publishing regular features as also special articles from prominent citizens and authorities on various topical subjects in pursuance of its policy of promoting civic progress and enlightenment and the ideal of active, intelligent and creative citizenship.

The main features of the material published in the Journal are objective recording of deliberations and activities of the Corporation and its Departments as also of the B. E. S. & T. Undertaking and associated institutions, citizens' view point on subject of civic interest and on current issues before the Corporation, new plans or projects sponsored by the Corporation, glimpses of old Bombay and a summary of activities of local bodies all over the country, etc.

During the year under report efforts were made to enhance the utility and appeal of the journal, to widen its scope and to put the department on a stable basis.

The Standing Committee feel that it is necessary that the department should make more vigorous efforts not only to improve the Standard of the journal and make it more popular but also to make it financially self-supporting.

M.G.M.O. Swimming Pool. 56. During the year under report the working of the Mahatma Gandhi Memorial Olympic Swimming Pool at Shivaji Park was satisfactory. The management of the Pool continued to be under the direct control of the Corporation during the year under report. Swimming facilities were afforded to labourers and factory workers on Sundays from 12 Noon to 2 P.M.

The Swimming Pool was closed during the period from 16th June to 21st June 1958 on account of strike declared by the Municipal Mazdoor Union. In order to attract more public to the Pool and to increase its usefulness to them, some changes were effected in the working hours and Schedule of fees. Facilities to polio crippled children etc., were also given and in all 15 persons took advantage thereof.

'Sixth Anniversary Day' function was held on 27th April 1958 and winners were awarded prizes. Water Polo Matches were played with local clubs and a team of the Swimming Pool participated in water polo competitions organised by the Golwala Water Polo League, at Municipal cost. The Pool premises were given for use, free of charge, to the Bombay State Aquatic Association, the University of Bombay, for holding their respective aquatic sports. Reservation of the Pool, on payment of prescribed fees, was also allowed to college, school, etc., parties as usual. Six members of the Pool were included in the Bombay team, at Municipal cost for participation in the National Aquatic Championship held at Delhi on 3rd, 4th and 5th October 1958. Some members were also allowed to participate in aquatic competitions at Municipal cost, organised by the Bombay State Aquatic Association and other aquatic institutions in the City.

The collection of fees at the Pool amounted to Rs. 1,22,916 as against the amount of Rs. 86,865 for the preceding year.

Organisation and Methods Department. 57*. As a consequence of the implementation of the recommendations of Messrs. Ibcn Ltd., an Organization and Method Division has been set up so as to further simplify the methods of procedure with a view to improving efficiency and ensuring economy. The Organization and Method Division started functioning with effect from 26th March 1957. All Establishment proposals have to be scrutinized by the Organization and Methods Division instead of by the Test Audit Officer and about 2,274 such proposals in addition to 1,530 miscellaneous references were attended to by the Division itself.

Besides, the division submitted detailed reports on various personnel matters including recruitment and training and devised a proforma of Inspection Report. It has also organized the work of following up further progress of reorganization of Departments as per Messrs. Ibcn's recommendations.

MUNICIPAL CORPORATION OFFICE,
BOMBAY, 3rd August 1960.

R. N. KULKARNI,
Chairman, Standing Committee.

* Paragraphs 58 to 84 of the Review of the Standing Committee relate to the Administration Report of the Suburbs and the Extended Suburbs.

ADMINISTRATION REPORT OF THE MUNICIPAL COMMISSIONER FOR GREATER BOMBAY FOR THE YEAR 1958-59

CORPORATION, STANDING COMMITTEE, IMPROVEMENTS COMMITTEE AND EDUCATION COMMITTEE.

CORPORATION.

Shri S. S. Mirajkar who was elected Mayor at the Meeting of the Corporation held on the 3rd April 1958 held that Office throughout the year.

2. One hundred and seventy-eight Meetings of the Corporation including forty seven Special and Adjourned Special Meetings and one hundred and five Meetings of the Committees and five Meetings of the Sub-Committees other than those of the Standing Committee, the Improvements Committee and the Education Committee were held during the year. Councillors also attended two Receptions for presenting Civic Addresses to (1) Swatantrya Vir Barrister Vinayak Damodar Savarkar and (2) Shri Mohammed Ali Currim Chagala, Ambassador Designate of India to the United States of America. They also accorded four Civic Receptions to (1) the Officers and Personnel of the Territorial Army Units in Greater Bombay, (2) His Excellency Honourable Dr. Kwama Nkurumah, Prime Minister of Ghana, (3) The Scientists and Delegates attending the Diamond Jubilee Celebrations of the Haffkine Institute and (4) Mr. Wilson Jones, the World Amateur Billiard Champion (1958).

3. There was no change in the personnel of the Corporation during the year.

STANDING COMMITTEE.

4. Shri P. T. Borale, B.A., LL.B., was elected Chairman of the Standing Committee at their Meeting held on the 5th April 1958. He held that Office throughout the year.

5. There was no change in the personnel of the Standing Committee during the year except that Prof. Ram Joshi, M.A., who was an *ex-officio* Member of the Standing Committee from 11th April 1958 to 15th January 1959 by virtue of his election as the Chairman of the Education Committee but Shri G. T. Parmar became the *ex-officio* Member of the Standing Committee from 6th February 1959 by virtue of his election as the Chairman of that Committee *vice* Prof. Ram Joshi, resigned.

6. One hundred twenty two regular Meetings including Adjourned Meetings and forty five Special Meetings including adjourned Special Meetings of the Committee were held during the year. Three Meetings of the Committee could not be held for want of quorum.

7. There were twenty eight attendances of the Members of the Standing Committee for audit of Municipal accounts and two hundred and seven for the signing of cheques.

IMPROVEMENTS COMMITTEE.

8. Shri P. S. Pupala was elected Chairman of the Improvements Committee at their Meeting held on the 8th April 1958. He held that Office throughout the year.

9. The changes that took place in the personnel of the Improvements Committee were as follows :—

Shri M. N. Munshi, Dr. B. S. Patil, M.B., B.S., and Shri V. K. Tembe, F.C.A., LL.B., were elected Members of the Improvements Committee on the 3rd April 1958, respectively *vice* Shri V. P. Bapat, B.Sc., (Eng.), A.M.I.E., Shri D. V. Mahant and Dr. T. R. Divekar, M.B., B.S., B.H.Y., resigned. Shri N. Y. Bandukwala and Dr. A. N. Shah, M.B., B.S. (Bom), were elected Members of the Improvements Committee on 5th May 1958 *vice* Shri E. A. Bandoowala, and Shri S. R. Patkar resigned.

10. Twenty seven regular Meetings including adjourned Meetings were held during the year. Three Meetings of the Committee could not be held for want of quorum.

EDUCATION COMMITTEE.

11. Prof. Ram Joshi, M.A., was elected Chairman of the Education Committee at their Meeting held on the 11th April 1958. He held that Office upto 15th January 1959. Shri G. T. Parmar was elected Chairman of the Education Committee at their Meeting held on the 6th February 1959, *vice* Prof. Ram Joshi, M.A., resigned and held that Office for the remaining period of the year.

12. Thirteen regular Meetings including Adjourned Meetings and 16 Special Meetings including Adjourned Special Meeting of the Committee were held during the year. One Special Meeting of the Committee could not be held for want of quorum.

CORPORATION AND STANDING COMMITTEE OFFICE.

(i) Shri M. V. B. Jayakar, B.Sc., held the Office of the Municipal Secretary upto 14th October 1958. Shri A. P. Wagle, B.A., was appointed Municipal Secretary from 15th October 1958, *vice* Shri M. V. B. Jayakar, B.Sc., retired.

(ii) No circumstances arose in this Department in which it was necessary to invoke the provisions of the Municipal Servants Act, 1890.

(iii) There was no award of any adjudication during the year 1958-59 so far as this Department was concerned.

LIST OF THE MEMBERS OF THE CORPORATION WHO HELD OFFICE ON 31st MARCH 1959.

SHRI S. S. MIRAJKAR, *Mayor.*

SHRI P. T. BORALE, B.A., LL.B., *Chairman, Standing Committee.*

SHRI P. S. PUPALA, *Chairman, Improvements Committee.*

SHRI G. T. PARMAR, *Chairman, Education Committee.*

SHRI V. S. VELINKAR, B.A., BARRISTER-AT-LAW, *Chairman, B.E.S. & T. Committee*

AHUJA, SHRI R. B.
ASHAYYA, SHRI B. B.
BAGWE, SHRI G. S., B.A., LL.B.
BANDOOKWALA, SHRI ESHAKHAI A.
BANDUKWALA, SHRI N. Y.
BAPAT, SHRI V. P., B.Sc. (Engg.), A.M.I.E.
BEDI, SHRI M. H.
BELOSAY, SHRI R. L., B.A., LL.B.
BHATIA, SHRI P. D.
BHOGALE, SHRI R. K.
BOMAN-BEHRAM, SHRI B. K., M.A., LL.B.
BORKAR, SHRI K. L.
CASTELLINO, DR. V. A., M.B., B.S. (Bom.)
CHAUHAN, SHRI B. V.
CHIMBULKAR, SHRI R. K.
CHIPLUNKAR, SHRI S. D.
CHOGLE, SHRI H. W.
DALAL, SHRI B. A., B.A., LL.B., S.T.C., M.L.C.
DALAL, SMT. DEVIBEN S., B.Sc.
DESAI, SHRI DINKAR D., M.A., LL.B.
DESAI, SHRI K. G.
DESAI, SMT. MANIBEN N., G.A.
DESAI, SHRI V. N., B.A.
DESHPANDE, SHRI D. D., M.Sc., A.I.I.S.C.
DHABUVALA, DR. B. M.
DHORAJIWALA, SHRI M. A.
DHUME, SHRI B. S.
DIAS, SHRI MILAGRES F.
DIGHE, SHRI B. S.
DIVEKAR, DR. T. R., M.B., B.S., B.M.Y.
KURANE, SHRI P. K., B.A.
LAKHANI, DR. J. M.
MADHAVAN, SHRI M.
MAHADESHWAR, SHRI S. B.
MAHANT, SHRI D. V., B.A.
MAHASHABDE, SHRI G. B.
MAHIMTURA-DR. (SMT.) JAYANTI M., B.A., M.B., B.S.,
L.M. (Dublin).
MATKAR, DR. W. S., L.C.P.S.
MEHTA, SHRI H. R., B.E., A.M.I.E.
MEHTA, SHRI N. D.
MERCHANT, SHRI IBRAHIM M.
MIRASHI, SHRI R. G.
MODI, SHRI S. A.
MOHAMED NABI ABDUL HAFIZ KHAN, SHRI.
MORE, DR. R. B., M.B., B.S. (Bom.)
MUNAGEKAR, DR. D. S.
MUNSHI, SHRI M. N.
NARDE, DR. A. D., M.B., B.S., Y.D.D.
PAGARE, SHRI V. S.
PALEKAR, SHRI S. D.
PANDEY, SHRI R. S.
PARALKAR, SHRI P. S., B.Sc., LL.B.
PARIKH, SHRI M. P.
PATEL, SHRI M. YUSUF.

DIVGI, DR. B. P., M.B., B.S.
DONDE, SHRI M. V. B.A., M.L.C.
FARID, SHRI GULAM MAHOMED FAKIR MAHOMED.
GAIKWAD, SHRI S.S. B.A., B.T., M.Ed.
GANACHARYA, SHRI G. B.
GANATRA, SHRI R. K.
GOAD, SHRI Y. S.
GULAM NABI HAJI ABDUL REHMAN, SHRI.
GUPTA, PROF. (SMT.) CHARUSHEELA, M.A.
HARRIS, SHRI M., M.L.C.
ISMAIL KHAWAJA HUSAIN, SHRI.
JADHAV, SHRI B. B.
JHABVALA, SMT. MEHERBANOO S.
JOGLEKAR, SHRI D. V.
JOSHI, SHRI J. K.
JOSHI, DR. M. M., M.B., B.S.
JOSHI, PROF. RAM, M.A.
KALCUTKER, DR. B. D., M.B., B.S.
KAMBLE, SHRI B. R.
KAMBLE, SHRI N. M., B.Sc., LL.B.
KANITKAR, SHRI G. B., B.Sc. (Hons.), M.A.
KARODE, DR. N. R., M.B., B.S.
KAVTE, SHRI M. N.
KHANDVANI, SHRI M. A.
KHANOLKAR, SHRI V. A., B.A. (Hons.).
KHARAT, SHRI R. G.
KHARE, SHRI C. H.
KULKARNI, DR. R. N.
KUNTE, SHRI P. K., B.A.
PHANIBAND, SHRI K. M.
POPAT, DR. M. B.
PRATAP Singh LAKSHMIDAS, SHRI.
PUJARI, SHRI L. P.
RANDIVE, DR. V. S.
RAU, DR. S. S., M.D.
RAVAL, SHRI V. G.
REDDY, SMT. TARA G.
SARMALKAR, SHRI T. K.
SAWANT, DR. R. N., M.B., B.S.
SHAH, DR. A. M., M.B., B.S. (Bom.).
SHAH, SHRI JIVRAJ B.
SHAH, DR. NAGINDAS N., L.C.P.S. (Bom.)
SHAH, DR. N. P., L.M. (Dublin).
z.u. (Vienna).
SHAH, SHRI SEVANTILAL S.
SHIGVAN, SHRI P. D.
SINGH, SHRI R. K.
TAVDE, SHRI S. S.
TEMBE, SHRI V. K., F.C.A., LL.B.
THAKARE, SHRI S. M.
THAKKAR, SHRI K. V., M.Sc. (Agri.)
THAKUR, SHRI L. M.
TORASKAR, DR. V. K., M.B., B.S.
UPADHYAYA, SHRI P. U.

PATEL, DR. S. G., M.B., B.S.
 PATIL, DR. B. S., M.B., B.S.
 PATIL, SHRI G. L.
 PATIL, SHRI J. M.
 PATKAR, SHRI N. D., B.A. (Hons.)
 PATKAR, SHRI S. R.
 PAWAR, SHRI S. B.
 PENDSE, SHRI G. M.
 PEREIRA, SHRI J. S., B.Sc.
 PHALE, SHRI R. B.

UPADHYAYA, SHRI S. M.
 VAIRAGI, SHRI M. T.
 VAJIFDAR, SMT. SHERA N., M.com.
 VANIA, SHRI D. D., B.A., LL.B.
 VARDE, SHRI S. S., M.A.
 VORA, SHRI P. H., M.A., LL.B.
 WADIA, DR. S. R., M.B. B.S., M. F. (H) (Lon.)
 WORLIKAR, SHRI V. B.
 ZUTE, SHRI B. D.

**LIST OF THE MEMBERS OF THE STANDING COMMITTEE
 WHO HELD OFFICE ON 31st MARCH 1959.**

SHRI P. T. BORALE, (Chairman).
 SHRI V. P. BAPAT.
 SHRI B. S. DHUME.
 DR. B. P. DIVGI.
 SHRI S. S. GAIKWAD.
 SHRI M. HARRIS.
 SHRI ISMAIL KHWAJA HUSAIN.
 DR. R. N. KULKARNI.
 SHRI D. V. MAHANT.

SHRI H. R. MEHTA.
 DR. D. S. MUNAGEKAR.
 DR. A. D. NARDE.
 SHRI M. P. PARIKH.
 SHRI G. M. PENDSE.
 SHRI J. S. PEREIRA.
 SHRI V. B. WORLIKAR.
 SHRI G. T. PARMAR, (Ex-Officio),
 Chairman, Education, Committee.

**LIST OF THE MEMBERS OF THE IMPROVEMENTS COMMITTEE
 WHO HELD OFFICE ON 31st MARCH 1959.**

SHRI P. S. PUPALA, (Chairman).
 SHRI B. B. ASHAYYA.
 SHRI N. Y. BANDUKVALA.
 SMT. MANIBEN N. DESAI.
 SHRI D. D. DESHPANDE.
 SHRI R. K. GANATRA.
 SHRI V. A. KHANOLKAR.
 SHRI R. G. KHARAT.

SHRI M. MADHAVAN.
 SHRI S. B. MAHADESHWAR.
 DR. R. B. MORE.
 SHRI M. N. MUNSHI.
 DR. BHAL S. PATIL.
 DR. A. M. SHAH.
 SHRI J. B. SHAH.
 SHRI V. K. TEMBE.

**LIST OF THE MEMBERS OF THE EDUCATION COMMITTEE
 WHO HELD OFFICE ON 31st MARCH 1959.**

SHRI G. T. PARMAR, (Chairman).
 SMT. DEVIBEN S. DALAL.
 *SHRI S. S. DESNAVI.
 SHRI GULAM NABI HAJI ABDUL REHMAN.
 PROF. (SMT.) CHARUSHEELA B. GUPTA.
 SHRI J. K. JOSHI.
 SHRI RAM JOSHI.
 SHRI N. M. KAMBLE.
 SHRI G. B. KANITKAR.

*SMT. TARA P. KHER.
 SHRI S. D. PALEKAR.
 *SMT. LILYBEN A. PANDYA.
 SMT. TARA G. REDDY.
 *SHRI P. S. REDKAR.
 SHRI S. S. VARDE.
 SHRI P. H. VORA.

Shri V. L. Gidwani, M.A., I.C.S., held the post of the Municipal Commissioner throughout the year.

Shri J. K. Durvala, B.A., (Hons.), A.S.A.A., A.C.A., J.P., held the post of the Deputy Municipal Commissioner (General) throughout the year except for the period from 2nd June 1953 and 21st June 1953 when he was on leave.

Shri S. M. Y. Sastry, M.A., B.L., held the post of the Deputy Municipal Commissioner (Improvements) throughout the year except for the period from 26th June 1953 to 31st July 1953 when he was on leave.

Shri H. T. Sadhvani, B.Sc., LL.B., I.A.S., held the post of Deputy Municipal Commissioner (Suburbs) throughout the year except for the period from 5th May 1953 to 31st May 1953 and 11th August 1953 to 3rd September 1953 when he was on leave. His office has been shifted to Bandra from 1st November 1953.

Shri S. G. Redkar, B.Sc., LL.B., held the post of Assistant Municipal Commissioner, throughout the year. The office of the Assistant Municipal Commissioner has been shifted from Malad to the Municipal Head Office building from 1st November 1953.

II.—HEADS OF DEPARTMENTS

Dr. S. G. Vengsarkar, M.D., F.C.P.S., held the post of Dean K. E. M. Hospital and G. S. Medical College upto 27th September 1953 from which date he proceeded on leave preparatory to retirement. Dr. M. J. Shah, M.B.B.S., M.R.C.P., D.T.M. & H. Honorary Physician held the post of (part-time) Dean from 27th September 1953 to 31st December 1953. Dr. S. V. Joglekar, M.S., F.C.P.S., took charge of the post from 1st January 1959.

Shri I. M. Mehta, B.A., held the post of Assessor and Collector throughout the year except for the period from 21st January 1959 to 31st March 1959 when Shri B. G. Jadhav acted as Assessor and Collector in his place.

Dr. L. Monteiro, M.D., held the post of Dean and Superintendent the T. N. M. College and B. Y. L. Nair Charitable Hospital during the year except from 16th May 1958 to 31st May 1958 when he was on leave. During his absence Dr. D. D. Bamji, M.D., F.C.P.S., Honorary Physician and Dr. T. H. Rindani, M.D., Professor of Physiology looked after the duties of the Dean.

Dr. S. V. Joglekar, M.S., F.C.P.S., held the post of the Superintendent, Lokamanya Tilak Municipal General Hospital Sion upto 31st December 1953. He was promoted as Dean K. E. M. Hospital from 1st January 1959. Dr. V. S. Shevde, M.B.B.S., Assistant Medical Officer, looked after the work of the Superintendent.

Shri A. M. Desai, Junior Municipal Solicitor, has been looking after the duties of the Solicitor to Corporation throughout the year, as the post has not so far been filled up.

Smt. F. A. Irani, B.A., (Hons.) LL.B., D.S.S.A., held the post of Labour Officer throughout the year except for the period from 28th April 1958 to 28th May 1958 and 17th November 1958 to 10th January 1959 during which periods Shri S. S. Dave, B.A., G.T.D., D.S.S.A., S.I., Welfare Organiser looked after the work.

Dr. V. Periyar G.B.V.C., held the charge of the Market Department upto 23rd December 1958. He was thereafter appointed as Superintendent of Markets and Slaughter Houses and he continued to hold the post till the end of the year.

Shri S. R. Guru, continued as Ward Officer, during the year except for the period from 26th June 1958 to 8th July 1953.

Dr. S. C. Upadhyaya held the post of the curator Victoria and Albert Museum during the year except from 1st May 1958 to 15th June 1958, 8th October 1958 to 19th October 1958 and 2nd March 1959 to 31st March 1959 when he was on leave. Shri V. G. Phatak, B.A., L.S.G.D., Senior Clerk looked after his work during the periods of leave.

Shri S. W. Apte, M.A., Dip. Lib., held the post of Chief Librarian during the year except from 6th May 1958 to 26th June 1958 when he was on leave. During his absence Shri A. R. E. Sonde Senior Clerk looked after his work.

The following Officers continued in their respective appointments throughout the year:—

Shri K. B. Carnac, B.E., (Civil), M.I.E., M.I.C.E., as City Engineer.

Shri J. D. Daroga, M.Sc., (Eng.), B.E., M.I.E., A.M. Inst. C.E., A.M.I. (Mech) E., M.I., P.H.E., M.R.S.H., D.I.C. (London) as Hydraulic Engineer.

Dr. G. N. Kowshik, M.B.B.S., B.H.Y., D.P.H., as Executive Health Officer.

Shri G. V. Damle, G.D.A., A.C.A., as Chief Accountant.

Smt. Kapila T. Khandvala, B.A., B.T., (Bom.) M.A., (U. S. A.), as Education Officer.

Shri N. V. Modak, C.I.E., B.E., M.I.E. (India), M.I.C.E., F.R.S.H., F.N. I etc. continued as Consulting Engineer of the Corporation.

Dr. H. D. Merchant, D.M.D., F.I.C.D., as Ag. Dean Nair Hospital Dental College.

Shri V. L. Ghangurde, B.Sc., B.E., LL.B., as Estate Agent and Land Manager.

Shri R. V. Abreu, B.Sc, B.E. (Civil) M.I.E. (India) as Senior Assistant Engineer Vaitarna-cum-Tansa and Master Plan works.

- Shri S. G. Vengsarkar B.A., M.I. Fire Engineer as Chief Officer Fire Brigade.
- Shri R. V. Damania B. Com. G.D.A., A.S.A.A. as Municipal Chief Auditor.
- Dr. M. S. Kavarana, M.B.B.S., F.C.P.S., D.M.R.E. (Contb.), T.D.D. (Wales) as Superintendent G. T. B. Hospital.
- Shri C. K. Patel, M.A., LL.B., as Superintendent of Licences.
- Shri V. G. Sabnis, B.E., as Election and Town Duty Officer.
- Shri F. D'Souza, B.E., as Controller of Stores.
- Shri G. S. Hegde, B.Ag., as Superintendent of Gardens.
- Shri N. A. Mistry, M.A., as Public Relations Officer.
- Shri N. V. Naik, G.D.A., as Test Audit Officer.
- Shri P. C. Pandya, M.A., LL.B., B.T., L.S.G.D., M.P.A. (U. S. A.) as Organization and Methods Officer.
- Shri K. N. Mehta, B.A. (Hons.) as additional Organization and Methods Officer.
- Shri S. D. Nadkarni, B.A. (Hons.) as additional Organization and Methods Officer.
- Shri N. M. Haeems, B.A., as Chief Inspector, Shops and Establishments. He also looked after the work of Administration of Theatre Tax.
- Shri S. G. Tolat, B.A., (Hons.), as Manager, Municipal Printing Press.
- Shri U. G. Rao, B.A., as Editor, The Bombay Civic Journal.
- Smt. M. R. Shah, B.A., M.Ed., Ph.D. (Lond.), Ph.D. (Bom.) as Research Officer.
- Shri K. F. Golwalla, as Manager Mahatma Gandhi Memorial Olympic Swimming Pool.

III—FINANCIAL

(000 Omitted)

According to the Budget Estimates the normal income, expenditure and deficit for the year were estimated at Rs. 10,76,70, Rs. 11,16,58, and Rs. 39,88 respectively. However the actual income realised was Rs. 11,09,36 (including transfer of Rs. 40,31 from B. E. S. & T. Fund) and the expenditure incurred was Rs. 11,23,28 resulting in a deficit of Rs. 13,92 at the end of the year.

The actual income during the year *viz.*, Rs. 10,69,05 (exclusive of Rs. 40,31 transferred from B. E. S. & T. Fund shows an increase of Rs. 13,67 with that of the previous year, *viz.*, Rs. 10,55,38 (exclusive of transfers from B. E. S & T. Fund). There are increases amounting to Rs. 34,43 in aggregate, counter balanced by decrease amounting to Rs. 20,82. The main increases were under Town Duties Rs. 1,06; Grant-in aid of fees for music, etc., Licences, etc., Rs. 2; interest and profit on investments of surplus loan and other balances Rs. 9,02. Receipts from M.G.M.O.S Pool Rs. 36; Museum Rs. 7; Medical Relief Rs. 47, Street Cleansing, etc. Rs. 10,58; Road, S. W. Drains Rs. 1,90; Buildings Rs. 9,12, Gardens Rs. 60, Markets Rs. 88, Extraordinary Receipts Rs. 16 and Rebate from Government on account of U. I. P. Tax Rs. 19.

The Actual expenditure for the year *viz.*, Rs. 11,23,28 shows an increase of Rs. 50,74 over that of the previous year, *viz.*, Rs. 10,72,54. There were increases in expenditure under certain heads, gross increases for the year being Rs. 1,81,11 counterbalanced by decreases of Rs. 1,30,41. The main increases were under General Supervision Rs. 7,43. Water Works Rs. 28,66 Museum Rs. 2,05, Public Health Rs. 16,00, Medical Relief Rs. 50,15, Street Cleansing Rs. 49,90, Mechanical Rs. 1,39, Fire Brigade Rs. 69, Licensing Rs. 2,87, Gardens Rs. 4,11, Markets Rs. 3,01, Contribution to Budget 'B' Rs. 1,51, Contribution to Budget

'E' Rs. 13,34. The main decreases were under Roads and Drains, Rs. 2,84, Buildings Rs. 1,68, Contribution to Budget 'D' Rs. 23, Contribution to Budget 'F' Rs. 6 and Rs. 1,25,60 under XVI Miscellaneous and Rent of Buildings, etc., as provisions under this head have been amalgamated with different service heads.

The incidence of taxation per head for the year was Rs. 38.88 nP. as against Rs. 39.19 nP. for the preceding year.

Incidence of Taxation.

The net unencumbered surplus cash balance on 31st March 1959 (including the minimum required by law) was Rs. 1,32,03 against Rs. 18,17 on 31st March 1958.

Surplus Cash Balance

The balance of Stock, including surplus as on 31st March 1959 was valued at Rs. 2,70,02 against Rs. 2,66.48 at the close of 1957-58 showing an increase of Rs. 3,54.

Stores in hand.

The total amount of grants (including Renewed and Additional grants) was Rs. 14,32,24 while the expenditure amounted to Rs. 11,23,28 leaving an unexpended balance of Rs. 3,08,96. Out of this grants aggregating Rs. 1,49,75 are reserved for being renewed for expenditure in 1959-60 while Rs. 1,59,21 are treated as savings.

Expenditure Grants.

Additional grants sanctioned during the year aggregated to Rs. 1,25,10 against Rs. 1,20,45 in 1957-58.

The expenditure on Capital Works during the year amounted to Rs. 2,08,94 against Rs. 6,50,03 provided for in the Revised Estimates under this head.

Loan works Expenditure.

During the year loans amounting to Rs. 4,15,06 were raised, viz., Rs. 50,00 from Government of India through Government of Bombay for Vaitarna-cum-Tansa on terms of seven equated instalments at Rs. 4 per cent. interest per annum, Rs. 2,50,00 from the Public at 4½ per cent with 12 year's currency Rs. 1,00,00 internally at 4½ per cent with 25 years currency and Rs. 15,06 were taken from Special Funds to finance the expenditure on Plant and Machinery.

Loans floated during the year.

Reduction of Debt during the year amounted to Rs. 35,43. The loan liabilities of the Corporation at the close of the year stood at Rs. 39,84,17. The total Sinking Fund required upto 31st March 1959 was Rs. 8,09,77 but the actual value was Rs. 8,25,06 as under :—

Loan Liabilities.

	Rs.
Public Securities of the Market value of	... 8,20,95
Interest accrued on the above securities upto 31st March 1959	... 4,11
Total	... <u>8,25,06</u>

A comparison of the net revenue and net expenditure for 1957-58 and 1958-59 is made below in accordance with the Standing Committee Resolution No. 12212, dated the 3rd February 1952 :—

Particulars.	1957-58	1958-59
	Rs.	Rs.
Net revenue after deducting refunds, drawbacks and charges in respect of assessment and Collection and granting of refunds :—		
General Tax	4,02,89,633	3,89,72,416
Town Duties	87,82,526	87,04,035
Music, etc., Licenses	11,452	13,013
Returns from Property and Miscellaneous	46,81,610	53,29,773
Water Works	22,65,041	Dr. 10,33,229
Street Cleansing and Conservancy Road watering and Halalkhore Service	Dr. 83,62,379	Dr. 1,23,16,483
Wheel Tax and Tolls.	45,42,764	46,76,066
Fire Tax	2,76,118	1,81,990
Markets and Slaughter Houses	21,11,094	19,28,370
Licensing and Removal of Encroachments, etc., and Theatre Tax	25,99,693	22,68,481
Contribution from Capital Funds to Revenue account on of loan Works Staff	4,34,802	4,17,367
Extraordinary Receipts —		
Interest on Net Premia Fund and excess on Sinking Fund	1,74,477	1,89,986
Rebate from Government on account of Collection of U. I. P. Tax in the city;	2,07,724	2,26,844
Transfers from the B. E. S. & T. Fund under Section 460KK(2)(b) and LL(1)(d) of the Bombay Municipal Corporation Act.	40,36,488	40,30,856
Total	6,20,51,043	5,35,89,485
Net Expenditure after deducting Receipts—		
General Superintendence	15,93,927	21,73,004
Education (Primary)	1,11,32,141	1,24,66,295
Museums and Libraries	91,890	2,89,875
Public Health	38,62,371	54,70,654
Medical Relief & Education	1,09,23,819	1,58,96,586
Roads, S. W. Drains (including public lighting)	94,73,322	91,32,481
Mechanical	1,09,492	4,46,899
Buildings, Land Acquisition and Management	16,59,052	6,87,529
Gardens and Open Spaces	6,86,459	10,94,835
Miscellaneous	9,85,533	5,48,138
Contribution towards Improvement Schemes—	44,52,856	46,04,236
Provident Fund, Pensions, Gratuities Compassionate Allowances	22,83,240	*
Urban Immoveable Property Tax on Municipal Properties.	6,519	*
Dearness Allowance	91,85,244	*
Grant-in-aid to Public Institutions	10,86,099	*
Rent of Buildings requisitioned for housing Municipal employees of essential services since derequisitioned by Government	Cr. 1,886	*
Contribution to Budget 'D'	17,60,440	17,37,063
Contribution to Budget 'F'	4,40,110	4,34,266
	5,97,30,628	5,49,81,861
Surplus	23,20,415	13,92,376 (Deficit).
Total	6,20,51,043	5,35,89,485

* Actuals merged under different service heads.

IMPROVEMENT SCHEMES

General Account

(000 Omitted)

According to the Budget Estimates 'B', the Income, Expenditure and deficit for the year were estimated at Rs. 1,33,33, 1,35,34 and 2,01 respectively. On closing of the accounts, the position of the Income was Rs. 1,24,06 Expenditure Rs. 1,24,15 resulting in a deficit of Rs. 9.

Estimates and actuals of
Income and Expenditure.

The actual income for the year viz., Rs. 1,24,06 shows a net decrease of Rs. 6,92 over that of the preceding year viz., Rs. 1,30,98. This is made up of decrease in Rent and other proceeds of properties Rs. 2, Grant-in-Aid for meeting the deficit in the General Account Rs. 7,01 and Interest and Profit on Investment Rs. 1,52 counterbalanced by increase of Rs. 1,51 under contribution from Municipal Corporation and Rs. 12 under Miscellaneous Receipts.

The actual expenditure for the year viz., Rs. 1,24,15 shows an increase of Rs. 18 on that of the previous year viz., Rs. 1,23,97. This is due to increase of Rs. 38 under Maintenance of Properties and streets counterbalanced by decrease of Rs. 20 under Debt charges.

Details of Expenditure.

Capital Account

The expenditure on Capital Works during the year amounted to Rs. 49,62. Reduction of Debt during the year amounted to Rs. 10,94. The liabilities of the Improvement Schemes at the close of the year stood at Rs. 14,68,95. The total Sinking Fund required upto 31st March 1959 was Rs. 5,92,23 but the actual value was Rs. 6,62,58

Expenditure on
Schemes. Loan Floated
during the year.

under :—

	Rs.
Public Securities of the Market value of	6,60,61
Interest accrued on the above securities upto 31st March 1959	1,97
Total	6,62,58

Capital Account Slum Clearance (City)

The opening balance on 1st April 1958 was Rs. 26,12. A loan of Rs. 10,00 was raised for meeting the expenditure on Slum Clearance Scheme in the City. In addition a sum of Rs. 6,12 was received from Government. The total receipts available for expenditure amounted to Rs. 42,24 against which the expenditure incurred during the year including discount and other charges on loan, amounted to Rs. 32,70 leaving balance of Rs. 9,54 in the Capital Account—Improvement Schemes—Slum Clearance for the city.

Capital Account Slum Clearance (Suburbs)

The opening balance on 1st April 1958 was Rs. 14,10. A contribution of Rs. 7,98 was made from Budget 'D' as sanctioned under G. R. No. 1193 of 19th November 1956. Thus the funds available for expenditure were Rs. 22,08. In addition to this, an amount of Rs. 57 was received as accrued interest and after deducting the expenditure of Rs. 31, the net balance at the end of the year stood at Rs. 22,35.

Education Fund

The income for the year was Rs. 2,11,21 made up of Rs. 1,49,86 being contribution from Budgets 'A' 'D' and 'F' and Rs. 33,27 being Grant-in-aid from Government for Primary Education for the City and Suburbs and Rs. 24,85 on account of Education cess and Rs. 33,23 under Miscellaneous receipts. The expenditure was Rs. 2,04,09.

IV—ASSESSMENT AND COLLECTION

The rates of taxation continued to be the same as in the preceding year save in the case of Hulalkhor Tax which was increased by 1/2 percent. In addition, the Education Cess was levied for the first time from 1st April 1958 at the following rates.

Taxation Demand
Collection and outstand-
ings.

Rateable Value.	Rate.
Rs. 1 to Rs. 74	Nil
Rs. 75 to Rs. 299	1 per cent
Rs. 300 and above	1 1/2 per cent.

The Education cess is leviable on the aggregate rateable value of all buildings and lands owned by one person in the same locality.

The total number of properties during the year was 56091. Out of these properties, 52760 were assessed to General Tax., 2205 were exempted and 1126 were Municipal properties exempted from General tax. The number of single room tenements, double room tenements and flats was 2,72,880, 83,060 and 65,823 respectively, against 2,69,759, 80,637 and 62,049 in the preceding year.

The rateable value of all properties on the 31st March, 1959, was Rs. 27,77,90,591 against Rs. 26,64,32,986 and Rs. 25,74,42,662 in the previous two years. This gives a rate of Rs. 119.43 per head of population against Rs. 114.55 in the preceding year.

The total number of vehicles and animals taxed during the year (including those taxed under the Public Conveyance Act of 1890) was 50,736.

For the property taxes and wheel tax, 1,36,861 and 1,34,866 bills were, respectively, issued during the year. The amounts collected against the total demands of Rs. 1069.33 lacs and Rs. 70.20 lacs for property taxes and wheel tax, respectively, were Rs. 792.11 lacs and Rs. 44.49 lacs which work out to 74.07 and 63.38 per cent of the respective demands. The percentage of the total recovery to the total net demand works out to 73.42. The total outstanding at the end of the year was Rs. 302.94 lacs, the details of which are shown in the body of the report under the 'Particulars of Outstandings'.

The total amount of exemption from General tax allowed to different properties during the year was to Rs. 35.44 lacs against Rs. 33.57 lacs in the preceding year. The increase was due to the increase in the rateable values.

Claims received for drawback and refund were 4 and 3566 respectively, against 10 and 3948 in the previous year. Of these, only 2990 for refund were admitted, involving an amount of Rs. 4,81,147.54.

1846 complaints were received against revised assessment during the currency of the year and 5177 against the original assessment. There were 21 appeals against rateable values.

TOWN DUTIES AND ELECTIONS.

The gross realisations from Town Duties amounted to Rs. 112.52 lacs as against Rs. 116.74 lacs in the previous year. The net revenue during the year under report amounted to Rs. 97.11 lacs as against Rs. 94.91 lacs in the preceding year, refunds being Rs. 15.41 lacs as against Rs. 21.83 lacs in the preceding year. The fees for stamping Sugar bags, Tea cases etc. amounted to Rs. 67,539 as against Rs. 89,818 in the preceding year.

Supplementary Election Roll containing—794 names was published on 20th December 1958, in accordance with the provisions of Section 21—B of the Bombay Municipal Corporation Act.

VAITARNA-CUM-TANSA SCHEME

Major Works in Progress.

Brief Description of the Vaitarna-cum-Tansa Scheme Works.

Major works carried out under the Vaitarna-cum-Tansa Scheme such as Tunnel, Dam, Pipeline and the important features of the scheme are briefly enumerated in Part I of the Administration Report.

A brief report of the works carried out during the year 1958-59 :—

Vaitarna Dam.

Tainter Gates undersluices stop-logs and Goliath Crane.—Trials were taken and found to be satisfactory.

Power House.—The Municipal owned Power House was not in operation during the year due to completion of Dam Work.

Out of 3 Nos. of 840 K.W. sets with their accessories, one set was sold to the Bombay State Electricity Board for Rs. 3,41,370.79 and two sets to the Government of U. P. for Rs. 7,44,462.75.

Permanent Power House.—Three sets of 100 K.W. each were put into commission and worked satisfactorily.

Various wiring works at Vaitarna.—The various wiring and lighting works entrusted to Messrs. F. & C. Osler (India), Ltd., were completed at a cost of Rs. 2,10,454.59. Departmental works such as (a) providing G. I. Pipe railing on the top of piers of the Vaitarna Dam, (b) repairs to quarters taken over from Messrs. Hindustan Construction Co. Ltd., etc., were in progress.

Tunnels.

About 36,583 million gallons of water were transferred from the Vaitarna Lake to the Tansa Lake during the year.

The head works at Vaitarna have been handed over to H. E. for maintenance from 1st April 1959.

Embankment and Pipe Line.

The work included in the I Stage—approximately 20 miles of 96" dia. and small lengths of other diameter pipe lines was completed in April 1955. The work comprising the II Stage—about 19 miles of 96" dia. pipe line was completed during 1955-57. A length of 8½ miles of 96" dia. pipe line forming a part of the III Stage was completed during 1957-58. The work of laying 120" dia. pipe line under the III Stage was in progress and about 90.24 per cent. of the work was completed upto the end of the year.

Civil engineering Works for 120" dia. 6½ miles pipe line.—The work was in progress and about 60.40 per cent. of the total work was completed upto the end of the year.

The work of constructing a pick up weir in the Tail Channel at Bel-Nala was in progress and about 38.19 per cent. of the total work was completed upto the end of the year.

Land Acquisition.

Out of the total area of 13,995 acres involving 673 holdings of private, Inam and Government (Revenue and Forest) lands acquired for the major works of the Scheme, awards of compensation amounting to Rs. 7,30,165.14 nP. in respect of 523 holdings of private and Inam lands have been declared by the Government Acquiring Officers.

Out of 35 acres of private, Government, Railways, Customs, Military and Aerodrome lands comprised of 150 holdings acquired for the work of 96" dia. pipe line from Powai to Mahim, awards of compensation amounting to Rs. 92,109.52 nP. in respect of 101 holdings have been declared by the Acquiring Officers.

Further proceedings are in progress.

General.

The work of providing a seal coat of 80/100 penetration asphalt to Khardi Vaitarna Road was in progress.

The various amenities provided at the Vaitarna Camp functioned satisfactorily.

Ten rain gauging stations were established in the catchment area at Vaitarna to collect the data of rainfall.

Strengthening of Tansa Dam.

Downstream protection works in connection with the strengthening of the Tansa Dam were completed. The work of providing a seal coat of 80/100 penetration asphalt to Tansa-Atgaon Road was in progress.

Improving the Distribution system in the City.—During the year under report, the following works were completed:—

(1) The work of laying 72" > 57" inlet main to the Malabar Hill Reservoir—The cost of the work carried out during the year was Rs. 3.15 lacs.

(2) The work of laying 57" > 48" inlet main to the Bhandarwada Hill Reservoir—The cost of the work carried out during the year was Rs. 5.15 lacs.

The work of providing cathodic protection to the portion of 57" dia. Bhandarwada Hill Reservoir inlet main between Dharavi Anchor Block and Estrella Batteries could not be started as the machinery required is to be imported for which an import licence is applied for; the preliminary current drainage survey was completed.

Master Plan for the Distribution of Water Supply to Greater Bombay.

The work of laying 24" inlet to the proposed reservoir at Worli Hill was completed at a total cost of Rs. 40,592.

The work of constructing a service reservoir at Worli Hill was in progress.

The work of preparing the site for the proposed reservoir at Rowli Hill was in progress.

The acquisition proceedings for the reservoir sites at (1) Golanji Hill, (2) Trombay Hill, (3) Pali Hill, and (4) Veravli Hill were in progress.

Powai Hill Reservoir.—The work of cutting the hill at Powai to prepare formation for the proposed reservoir was completed at a total cost of Rs. 7,36,633.58.

Trombay, Bhandup, Veravali and Ghatkopar Reservoirs.—The preliminary surveys were conducted and sites have been finally chosen.

Duct Renovation Work.—A pilot project was undertaken in Khaling-Mandola Section and the work carried out at a cost of Rs. 5,14,917.92.

Dahisar River Project.—In order to meet the growing demand of adequate water supply of the extended suburbs, it was decided to investigate the possibility of creating an additional storage in the National Park area at Borivli downstream of the existing Tulsi Lake. A detailed contour survey of the Dahisar River was carried out at an estimated cost of Rs. 40,000. After carrying out further investigations, a detailed scheme will be worked out.

Rainfall and River Gauging.—This work was carried out at Kalu River and Dahisar River.

Enlarging the 72" dia. Tansa West Main to 96" dia. and replacing the 72" dia. Tansa East Main by a new 72" main between Kasheli Anchor Block and Balcum.

The work of providing pile foundation and R.C.C. Superstructure was started and about 17 per cent of the work was completed. It will be continued during 1959-60.

The work of cutting away the old pipes, fabricating and laying new ones in their place was started and about 4 per cent. of the work was completed. It will be continued during 1959-60.

Reclamation of Low-lying lands.—The Project Report of the Dutch Engineer The "NEDECO" already received, is under study. The firm has stressed that the execution of the Project should start with the item of closure of the Mahim Causeway. It is proposed to carry out this work at a much smaller cost than what is estimated by the Consultants by providing stoplogs instead of gates as proposed by them. This will provide valuable information to enable us to undertake a pilot project for the reclamation of lowlying lands at Dharavi (East) by the Dutch method.

CITY ENGINEER'S DEPARTMENT

I.—PLANNING BRANCH

(1) The Architectural Planning Branch prepared in all 939 plans, 11 block estimates and 72 detailed estimates costing about Rs. 71,73,945 and Rs. 2,00,97,487 respectively.

(i) *Schools.*—Plans and estimates of six school buildings at (a) Goregaon, (b) Industrial Housing Scheme S. No. 14, Chembur, (c) Plot Nos. 80, 81 and 82, Naigaum (a) Plot No. 169, Town Planning Scheme No. II, Vile-parle (East), (e) Worli Koliwada and (f) Mint Road near the Reserve Bank. Plans and estimates for additional accommodation in the existing school buildings at Dongri, Imamwada, Mastan Tank and Kamathipura were also prepared.

(ii) *Medical Relief.*—Plans and estimates amounting to Rs. 48,03,769 were prepared for the construction of new buildings or extensions to the existing ones at (a) Municipal General Hospital, Sion, (b) K. E. M. Hospital, Parel, (c) R. P. T. B. Hospital, Sewree, (d) T. N. M. College and (e) Maternity Home at Goregaon.

(iii) *Fire Brigade.*—The block estimates amounting to Rs. 4,28,350 for Fire Brigade Station at Sion was prepared.

(iv) *Markets.*—Detailed plans and estimates for Elphinstone Market and Worli Market were under preparation.

(v) *Layout.*—Plans and estimates for a Typical Housing Unit in Slum Clearance Scheme

(vi) *Industrial Estates.*—Block plans and block estimates amounting to Rs. 30,21,850 for Industrial Estate on land in C. S. No. 71 of Lower Parel Divisions were prepared.

(vii) *Gardens.*—Detailed plans and estimates for layout of Sion Hill Fort as Recreation Centre were prepared.

(viii) *Cultural Activities.*—Detailed plans and estimates for Raja Baldevdas Kreedra Kendra at Chowpatty and Open-air Thatres one opposite Bombay Glass Works at Dadar and the other at Bandara were prepared. Models for the proposed pavillion at Haji Ali Park were prepared and a model for the Out-Patients Department at Lokmaniya Tilak Memorial Hospital at Sion was under preparation.

(2) (i) The Planning Branch for civil and general works prepared in all 490 plan 143 estimates costing about 106.7 lakhs. 51 estimates for works prepared in the previous year were revised the cost being Rs. 49 lacs.

(ii) *Road.*—Among the road projects undertaken may be mentioned those at (a) Argyle Road, (b) 60. ft. Road in Scheme No. 58, (c) cementing Delisle Road, (d) Flank Road East and West in Scheme No. 6, (e) Tulsi Pipe Line Road (part width), (f) widening of Hanes Road.

(iii) *Storm water drains.*—Several schemes were prepared for providing storm water drains. Important works among these are to be constructed in (a) Chembur, (b) 60-ft. Road in Scheme 58, (c) Flank Road, East and West in Scheme No. 6.

(iv) *Sewers.*—Several proposals were considered and estimates prepared, the important ones referred to the provision of (a) 60-ft. Road, Worli, Scheme No. 58 (b) Dadabhoy Nowroji Road, (c) Kamathipura Sewage Improvement Stage II.

Slum Clearance.

(3) (i) The pilot scheme in respect of Slum Clearance was in progress during the year under report and further progress was made in respect of two areas—K-1 and G-1

in the Kamathipura area. The total number of buildings demolished and evacuated in these two schemes amounted to 23 and all the dishoused tenants were given alternative accommodation in the Municipal Transit Camps.

(ii) Under the Government of India's Subsidised Scheme 2,342 tenements on the basis of existing cost of Rs. 6,000 per tenement are to be constructed at an estimated cost of Rs. 140.52 lakhs. This scheme includes nine different sites in the City, and Suburbs and the construction of tenements on six (out of these nine sites) was in progress during the year under report. A loan of Rs. 6,12,000 was received from the Central Government during the year making the total amount of loan received to Rs. 15,62,977.

(iii) Areas B.1 and M.1 in Kamathipura locality have been declared as "Slum Clearance Areas" and further action has been taken to obtain the confirmation of Government to the same.

(iv) For an additional programme of slum clearance of an outlay of Rs. 79.80 lakhs for the construction of 1,330 tenements under the 2nd 5-Year Plan, Government's sanction has also been received.

(v) A further programme of "Slum Clearance and Sweeper's Housing" of an outlay of Rs. 43.92 lakhs for the construction of 732 tenements was also submitted to Central Government for sanction.

(4) *The Municipal Materials Testing Laboratory.*—(i) The Municipal Materials Testing Laboratory was started from 1st October 1958 in the premises of Love-Groye Pumping Station with a staff of 1 Laboratory Assistant and 2 Labourers.

(ii) At the start no new instruments were purchased but those available at Vaitarna were brought over here and fitted in proper places. The existing old instruments are not sufficient to carry out accurately the tests of Building Materials and hence steps were taken to purchase whatever instruments were available in India and to purchase the remaining from foreign countries by requesting Government of India to give an Import Licence for Rs. 40,000.

(iii) It is also intended to start as early as possible, the "Soil Testing Section."

II.—CONSTRUCTION

(5) *Provision of funds and expenditures.*—An amount of Rs. 4,62,68,741 was provided in the Loan Works Budget for the construction work, exclusive of Housing projects.

(6) The expenditure incurred during the year on the Construction of—(1) administrative Building, (2) School Buildings, (3) Markets, (4) Hospitals and Maternity Homes, (5) Storm Water drains, Sewers, Sewage Pumping Stations and Purification Works, amounted to Rs. 4,91,502 Rs. 1,166,006, Rs. 1,98,176, Rs. 23,34,262 and Rs. 25,77,265, respectively.

(7) *Building Construction.*—(i) The construction of four new Municipal buildings started in the previous year was in progress during the year under report. (ii) the construction of 10 new Municipal structures, was started during the year under report. The works of some buildings were completed and the construction works of the others were in progress. (iii) A letter was written to the Government of India regarding permission to utilise the loan previously sanctioned for the Industrial Estate at Bapty Road Yard to be used for the construction of a similar industrial estate to be constructed Off Haines Road, near the Raghuvanshi Mills; (iv) The work of construction of 'Public Baths' of a type unit was carried out at four places in the City. In case these 'Baths' are patronized by the public, the construction of similar Baths will be proposed at different suitable sites in the City.

(8) *Sewers, Pumping Stations and Purification Works.*—(i) During the year under report, the execution of the first stage of the scheme which envisages giving primary treatment to 30 m. g. p. d. of sewage was completed, except the completion of a gas holder for which tenders were to be invited, (ii) Some works in connection with remodelling the sewage system of Colaba were carried out at a total cost of Rs. and the remaining works were in progress, during the year under report. (iii) Further works of improving the sewage system in various parts of the City were either undertaken or completed during the year under report.

(9) *Storm Water Drains.*—Works of providing storm water drains in (i) Government Gate Road Parel, (ii) Bhulabhai Desai Road, (iii) Wanze Wadi area in Mahim

Town Planning Scheme No. III, were started by contract during the year under report. The work of laying 48" dia. drain in Tulsi Pipe Line Road between Fergusson Road and Haines Road was started previously and was in progress till the close of the year.

(10) *Covering Open Drains.*—Open channel drains in three different parts of the City and works in respect of two parts were in progress, during the year under report.

(11) *Roads, Footpaths and Byelanes.*—(i) *Construction of roads.*—During the year under report, the construction of three roads started in the previous year was nearing completion at the end of the year under report. (ii) Tenders for the construction of two roads were invited during the year under report. (iii) The work of providing 5 ft. wide footpath at Gibbs Road was completed during the year under report. Similarly the work of permanent construction of various byelanes in the City approved under the Corporation Resolution No. 2084 dated 29th March 1957 were nearing completion at the close of the year.

(12) *Traffic Amenities.*—The work of constructing four traffic islands was completed and the work of constructing one was in progress during the year under report.

(13) *Miscellaneous.*—(i) As a security measure for preventing any unauthorised entry, a compound wall with gates was constructed at Dadar Purification Works during the year under report. (ii) A rising main of 24" dia. was laid from Matunga Pumping Station to D. P. Plant to ensure adequate supply of sewage for the production of "Sludge Gas". (iii) The works of cutting high level lands at Jerbai Wadia Road and portions of Worli Hill in Scheme No. 58, were carried out.

(14) *Private Major Works.*—In connection with the proposal of remodelling Churchgate Station the work of diversion of storm water drains, sewers and the construction of roads, were completed from the deposit amount paid by Railway Authorities.

(15) *Municipal Housing.*—The position with regard to steel deteriorated further and thus hampered the progress of Municipal Housing, during the year under review. Representations made to Central Government for release of some ad-hoc quota of steel were not successful. In view of these difficulties tenders in respect of two Housing Schemes at Khar and Dharavi were invited on the basis of using Contractor's own steel. Further to lessen the use of steel in construction works, cheap housing was also resorted to, during the year under report. Major housing schemes in the City and Suburbs at present, were limited only to Slum Clearance Projects to be completed during the Second 5 Year Plan period.

(16) During the year under report (1) the works of construction of 548 tenements for different categories of tenants were carried out. (2) The construction of 1047 tenements was in progress. (3) Contracts were awarded for the construction of 172 tenements in Sion and Dharavi localities.

III.—MAINTENANCE OF BUILDINGS AND ROADS

(17) *Repairs and Maintenance of Municipal Properties.*—The total number of Municipal buildings and other properties maintained during the year was 3,342. The upkeep and maintenance of buildings was carried out partly by contract and partly by departmental agency. Repairs under "New Works" and "Special Repairs" were carried out to various Municipal properties including Municipal school buildings according to the provision available in the Budget. Out of the total expenditure, works to the extent of Rs. 13,42,453.77 nP. were carried out departmentally and of Rs. 5,92,993.65 nP, through Petty Works Contractors. The work of oil painting, colour washing and white washing the Municipal properties was carried out from the provision of Rs. 75,000.

(18) *Roads and Footpaths.*—The total length of roads in the City at the close of the year was 278.346 miles. Road surfaces of different types measuring 5,04,727 square yards were improved either departmentally or by contract. An area of 56,706 square yards of footpaths on 45 roads was asphalted. 828 works on behalf of private parties and 914 works for Municipal Departments were carried out in respect of roads and footpaths.

(19) 26 Permits were issued for excavation in roads and footpaths. The trenches were repaired at a total cost of Rs. 11,37,678.10 nP. which was borne by the parties concerned. The road opening fees recovered amounted to Rs. 4,916. 788 permits were issued for stacking building materials and erecting scaffoldings and the total receipts in this behalf amounted to Rs. 46,358.94 nP. Ground rent recovered for occupation of roads amounted to Rs. 64,668.51 nP. In addition, an amount of Rs. 10,622.24 nP. was realised from 270 permits issued for erecting mandaps, placing chairs, benches, etc.

(20) *Street Lighting.*—(i) The total number of lamps in the City was 12,590 which exceeded the corresponding figure of the last year by 143. Details regarding the type of lighting, their candle power, energy consumed and the expenditure incurred on account of their maintenance are given below :—

Kind of Lighting.	Candle power.	Total consumption during the year.	Expenditure for lighting.
Gas	17,41,080	20,07,05,670 Ctt.	Rs. 14,29,784/-
Electric	16,51,278	34,32,191 K.W.	Rs. 8,02,400/-

(ii) As per previous agreement an amount of Rs. 29,970 was paid to the Bombay Port Trust on account of lighting of wharves and roads in their charge by adjustment against the General-Tax due from them.

(iii) The Statues of late Sir Pherozshah Mehta at Bori Bunder and the late Shri Vithalbhai Patel and Shri Lokmanya Tilak were flood lit during the year.

(21) *Traffic.*—(i) Traffic and channelising islands were provided as approved by the Traffic Advisory Committee at ten road junctions. In four cases these works are in progress and in five cases sanction has been received.

(ii) Draft tenders for two subways are submitted and detailed plans and estimates for extending the Railway foot-bridges at Charni Road and Marine Lines were put up for Corporation's approval.

(22) *The Asphalt Plant, Worli.*—The hot-mix asphalt plant and the Pegson Mixer continued to work by contract labour. The total area of roads and footpaths repaired or renewed was 5,74,601 sq. yards out of which an area of 1,02,670 sq. yards of road was renewed with three inch asphalt carpet by Messrs. Rocondo Private Ltd. and an areas of 56,706 sq. yards of foot-paths was asphalted with half inch and three-fourth inch coat. 1,713 tests (as per details given in Appendix C-19 printed in departmental report.) were carried out at the Asphalt Plant laboratory on different Asphalt Mixers.

(23) *The Crushers.*—The crushers at Sewree and Worli worked satisfactorily during the year. On account of heavy demand from the Wards, second shift was run at Worli Crushers from May 1953 to June 1953 and from October 1953 to February 1959 and at Sewree Crushers from October 1953 to February 1959.

The total out-put of the Crushers was 15131 brass.

(24) *Private Streets.*—(i) Out of eight legal actions reported to be in progress in the previous year, one was dropped thus bringing the total number of actions in progress to 7. (ii) Sanction of the Standing Committee was obtained during the year under reference in respect of seven private streets, to file references under section 503 of the Bombay Municipal Corporation Act for the recovery of "Principal Claims" of the pro-rata share of the Improvement cost from the frontagers; (iii) 19 reference were filed in the Small Causes Court under section 503 of the Bombay Municipal Corporation Act; (iv) recoveries including interest and deposits made during the year from house owners in respect of Private Streets carried out in the past and proposed to be carried out amounted to Rs. 57,672.23 nP; (v) 16 criminal cases reported to be filed in the previous year under section 471 of the Bombay Municipal Corporation Act were decided against the Corporation on the ground that the notices served under section 305 were bad in law.

IV.—MAINTENANCE OF DRAINS AND SEWERS

(25) *Maintenance of drains and sewers.*—The work of repairs and alterations to drains and sewers including removal and replacement of manholes frames and covers, water entrances, etc. was carried out as usual. The total mileage of the pipe sewers, ovoid sewers and storm water drains at the close of the year was 233.26, 22.03 and 218.06 miles respectively, out of which 93.81, 3.98 and 9.45 miles respectively were cleansed during the year. 175 new street connections and 28 storm water connections were granted.

(26) *Water Courses catchpits and street connections.*—(i) All the water courses, catchpits, 12435 water entrances (including perforated stoneware ones) and 1,16,947 street connections were cleansed during the year and 1135.20 tons of silt was removed.

(ii) *Vent shafts and sluices.*—All the vent shafts which numbered about 2642 and 31 sluices on sewers and storm water drains were maintained and kept in working order.

(iii) *Storm water drains.*—The five main storm water channels were maintained and cleaned at a total cost of Rs. 11,791 and 1408.2 tons of silt was removed.

(27) *Common House drains and House drains in private properties.*—The work of systematic cleansing of house drains was continued during the year. Special attention was paid to long lengths of common house gullies.

(28) *Departmental and private works.*—Departmental and private works amounting to Rs. 1,67,349.38 were carried out during the year.

(29) *House Connections.*—The work of issuing requisitions against the House owners for rectifying the defects in the house drain fittings was continued. 504 prosecutions were launched for non-compliance with these requisitions which resulted in 299 convictions. The total fine amounted to Rs. 3,832.54.

(30) *Pumping and Compressor Stations, Purification Works and Ejectors.*—(1) *Love Grove Pumping Station.*—Both the pumping stations at these plants worked satisfactorily during the year except for the time when pumps were opened out for repairs and overhaul. The total quantity of sewage pumped was 35082 M.G. The quantity of silt removed was 2120 tons and the screening 6,120 cubic feet.

(2) *Dadar Sewage Purification Works.*—The plant worked satisfactorily during the year. About 6409.06 Million Gallons of sewage was received for treatment i.e. on an average of 17.56 million gallons per day of which 7.25 M.G. per day received complete treatment. The total quantity of gas generated during the year was 590 lakhs cubic feet and the amount realised by the sale of sludge manure was Rs. 12,965.

During the year a number of laboratory experiments were made for studying the feasibility of adopting "Manchester Process" for removal of H₂S gas and the results were gratifying. In order to overcome the defect in the "Manchester Process" of not giving protection to digestion tank structures from H₂S, series of experiments were being carried out to prevent the very evolution of Hydrogen Sulphide in gaseous state, but to precipitate the Hydrogen Sulphide as Ferrrous Sulphide.

(3) *Dharavi Purification Plant.*—During the year the plant worked satisfactorily. The total quantity of sewage treated during the year was 2066 Million Gallons giving an average of 5.7 million gallons per day. The total quantity of gas generated during the year was 145.2 lakhs Cft. and amount realised therefrom was Rs. 39,210.00. The amount realised by sale of Sludge manure amounted to Rs. 5,800.00.

(4) *Pumping and Compressor Stations.*—There are 11 sewage pumping stations, 7 major and 4 minor and four air compressor stations in the City. All the stations worked satisfactorily.

(5) *Ejectors.*—All underground ejectors working on the compressed air functioned satisfactorily during the year.

(6) *Sewage Laboratory at Dadar.*—Samples of sewage and sludge from the Purification Plant at Dadar, Dharavi, Love Grove and Khar were tested in this Laboratory during the year.

V.—PRIVATE BUILDING CONSTRUCTION.

(31) *Applications for new construction works.*—In all 2094 applications were received for erection of new buildings and for additions and alterations to the existing ones, as against 2143 during the previous year.

(32) *Building Construction.*—381 buildings were constructed by private enterprise during the year as against 318 during the previous year. Out of buildings constructed 166 were residential and 215 non-residential type. Residential buildings constructed by Co-operative Societies and employers for their employees numbered 28 and 6 respectively. The numbers of one-room, two-room and larger tenements suitable for residential purposes constructed were 230, 992 and 1756 respectively as against 308, 447 and 1592 during the previous year.

(33) *Enforcement of Building Regulations.*—12,584 notices were issued for repairs to or removal of unsafe structures under section 354 of the Bombay Municipal Corporation Act as against 8,156 during the previous year. Out of these 10,880 cases were complied with and the remaining were pending at the end of the year. In 17 cases authorities

under section 499 of the Bombay Municipal Corporation Act were issued in respect of notices issued under section 354 or 377A(1) of the Act. Under several other sections operated by the Building Branch, 15,656 notices were issued during the year. Further in all 1,715 prosecutions were launched against the house owners for non-compliance with the notices.

(34) *Building Collapses* : 152 buildings or portions thereof collapsed during the year as against 88 during the previous year. The total number of persons injured was 78 and killed 12.

(35) *Removal of huts and walls of inflammable materials*.—Action under section 349 of the Bombay Municipal Corporation Act for removal of huts or walls of inflammable materials were taken and 630 notices were issued of which 576 were complied with and the remaining were pending at the close of the year.

(36) *Removal of unauthorised works*.—Sanction of the Standing Committee was obtained in 456 cases for removal of unauthorised structures. In addition, there were 631 cases pending at the close of the year.

(37) *Acquisition of setbacks*.—An amount of Rs. 4,25,712 was spent on acquisition of setbacks the area of setbacks added to the road being 5,232.29 sq. yards.

(38) *Projection on streets such as stallboards weatherframes, etc.*—In all 1,366 warning letters were served for the removal of unauthorised projections. 363 projections were removed by the parties of their own accord and 4,527 were removed departmentally. 825 stall board projections, 1,994 weather frame projections and 260 rolling shutters were allowed to be retained on payment of fees. Total number of stallboard projections and weather frames etc., permitted upto the end of the year was 22,380.

(39) *Complaints for public*.—5,684 complaints regarding structural defects etc., were received. In 5,367 cases necessary actions were taken and 317 cases remained pending at the close of the year.

(40) *House Numbering*.—The work of issuing and serving notices on the owners of the properties in F Ward was completed. However the work of fixing number plates to the said properties could not be completed due to the non-availability of adequate number of number-plates.

(41) *General Observations*.—(i) Action for structural repairs to the buildings was taken wherever found necessary. The tenants whenever they came forward, were also authorised under section 499 to carry out repairs on failure of the landlords to comply with the Municipal notices.

(ii) Departmental action under section 489 was taken in 22 cases for pulling down unsafe portions of the buildings etc., in the interest of public safety. Expenditure on this account amounted to Rs. 8,813.43 nP.

(iii) An amount of Rs. 1,460.94 nP. was spent during the year to meet the irrecoverable expenditure in connection with removal of unauthorised structures and unsafe buildings in the City.

VI.—MECHANICAL BRANCH.

(42) (i) *Municipal Workshops*.—6,266 jobs were completed during the year. Expenditure on departmental and private works amounted to Rs. 6,80,244 as against Rs. 6,01,507 in the previous year.

(ii) *Municipal Foundry*.—Castings, cast-iron manholes, gratings, inspection chambers, aluminium house numbering plates were manufactured and supplied to various Departments. The total turnover at the sanctioned rates amounted to Rs. 82,210.40 nP.

(iii) *Refrigerators at Crawford Market*.—The plant worked satisfactorily. As the plant was getting old, there were certain breakdowns. Equipment of three chambers requires overhauling. Fish section was completely overhauled and fitted with blowers.

(iv) *Design section*.—The number of estimates prepared was 352. The total estimated cost being Rs. 15,97,795. The number of outdoor jobs executed was 407 at a cost of Rs. 96,000.

(v) *Electrical section*.—The section looked after all Municipal electrical installations in the City, Suburbs and extended Suburbs, except under Hydraulic Engineer and in Ex-Trust Chawls. Since 1st January 1959, the Suburban Electrical Section started working independently under Assistant Engineer (Mech). (Suburbs). Three new lifts and water coolers were installed for the New Extension building, Municipal Head Office.

VII.—TRANSPORT.

(43) (i) *General*.—This branch looked after the maintenance and upkeep of all Municipal vehicles except those that are in charge of Chief Officer of Fire Brigade, Hydraulic Engineer and Senior Assistant Engineer (Vaitarna-cum-Tansa and Master Plan). The majority of these vehicles were employed for conservancy services, road maintenance and construction work. About 2,000 tons of garbage was daily collected and transported either to Mahalaxmi Sidings or the low-lying areas in the City such as Haines Road and Dharavi. Repairs to C. S. Trailors (Scammell) were given by contract on account of non-availability of M. S. plates.

(ii) *Fleet*.—During the year 567 vehicles including three bull-dozers and skid shovells were in commission as against 501 and 1 bull-dozer in the previous year. During the year 104 new vehicles and reconditioned vehicles out of the lot purchased from Military Disposals, were added to the fleet. One Scammelltrailer was donated by the Wadia Charity Trust to be placed at their housing colony at Cusrow baug, Colaba. 51 vehicles crossed their usual span of life during the year under report as against 42 in the previous year. All these vehicles were maintained after carrying out necessary repairs.

(iii) *Garaging*.—Majority of the vehicles were garaged at seven different places such as Municipal Stables, Arthur Road, Worli and Foras Road. A vacant Municipal plot next to Dadar Purification Works was selected for a central workshop and garage.

(iv) *Mechanical Transport*.—30 vehicles (18 lorries and 12 trucks) were available for road works at the commencement of the year. 5 Nos. 1½ ton trucks purchased from Military Disposals were added after reconditioning in October and November 1958. Most of the vehicles were utilised for transporting premixed asphalt, crusher metal, cement to the different wards and works. The haulage rates charged to different departments during the year remained unchanged.

(v) *Mileage covered*.—The total mileage covered by the transport vehicles was 2,45,430 miles.

VIII.—TOWN PLANNING SCHEMES.

(44) (i) *Town Planning Scheme, Bombay City No. 1 (Mandvi and Elphinstone Estate)*.—(i) The scheme was approved by the State Government on 4th September 1957, and it was brought into effect from 1st December 1957. Notices under the Bombay Town Planning Act, 1954, were issued to the owners for pulling down or removing or altering the structures or portions thereof contravening the scheme.

(ii) This created a good deal of stir amongst the persons affected and several complaints were received. Some affected persons approached the Bombay City Civil Court in December 1958 for restraining the Corporation from taking any action under the Scheme. These legal proceedings were pending till the end of the year under report.

(iii) Some affected persons approached the Corporation for providing them with alternative accommodation and the Corporation under their Resolution, dated the 12th January 1959 appointed a sub-committee for submitting a report. The matter of constructing some additional structures on Municipal plots for housing and ware-housing purposes to accommodate the dishoused tenants of this scheme, is under consideration.

45. (2) *Town Planning Scheme, Bombay City No. II (Mahim Area)*.—The work of printing the final scheme incorporating the decisions of the Tribunal of Arbitration has been completed, except few plans, the printing of which will also be completed shortly. The Government approval to this scheme is also being obtained.

(3) *Town Planning Scheme, Bombay City No. III (Mahim Area)*.—The award of this scheme was declared by the Arbitrator on 31st March 1959 and the Board of Appeal will be convened.

(4) *Town Planning Scheme, Bombay City No. IV (Mahim Area)*.—The arbitration proceedings of the entire scheme have been completed by the Arbitrator. The work of demarcation of final plots on site was in progress.

(5) *General*.—The expenditure during the year under report in connection with Scheme No. 1 and the preliminary works of Town Planning Schemes Bombay City Nos. II, III and IV from the commencement upto the end of the year under report works out to Rs. 7,21,367 and Rs. 14,34,826 respectively.

IX.—FACTORY SECTION.

(46) This branch granted 422 new permits and renewed 363. 464 prosecutions were instituted. In 207 cases the parties were convicted and fined and 64 cases were pending at the end of the year. In all 1,103 complaints were received from the public about nuisances from the factories etc., and necessary actions were taken in respect of all of them. The total amount of fine recovered was Rs. 7,330. The Factory Branch advised the Building Branch on proposals for factory buildings and the Superintendent of Licenses on proposals for licenceable trades and storages.

X.—CONSERVANCY.

(47) (1) *General.*—The daily average in square miles of roads, foot paths and house gullies cleaned worked out to 272.1, 283.5 and 126.0 respectively. The total refuse collected and removed through the Municipal agency was 7,93,750 tons (inclusive of house, trade and market refuse) as against 8,21,549 tons in the previous year.

Roads and foot paths and house gullies were as usual swept and washed. An aggregate area of 1,40,52,127 sq. yards of roads was swept, 23,693 tons of scrappings removed, 6,53,293 sq. yds. gullies flushed and 49,21,571 gallons of cess-pool contents removed. The system of house to house collection was continued in A, D, F and G Wards.

(48) *Control of Rat Pest.*—The total number of rats caught and destroyed during the year was 9.36 lacs as against 9.76 lakhs in the preceding year. No rat was found infested with plague.

(49) *Control of Stray Dogs.*—During the year 11,354 stray dogs were caught as against 11,277 in the previous year. Out of these 9,507 were destroyed, 981 returned to their respective owners, 197 sent to hospital for experimental purposes, 36 escaped and 94 detained in the Kennel Chamber at Mahalaxmi Refuse Sidings.

(50) *Dog Licensing.*—During the year 8,232 dogs were licensed under the Dog Licensing Act as against 8,099 in the previous year. The total income by way of dog licensing fees etc., amounted to Rs. 42,495.50 nP. as against Rs. 41,858.25 nP. in the previous year.

The work of immunizing milch cattle against rinder pest was continued. The Total number of inoculations done during the year was 17,502 as against 16,310 in the previous year. This year 25 cases of rinder pest were reported as against 38 in the last year.

In addition to the above activities the Conservancy Branch rendered special conservancy and halalkhore services to various circuses, exhibitions, etc., for which amounts of Rs. 78,112.06 and Rs. 5,230.31 respectively were realised. The annual incomes derived by the auction sale of certain Health Department rights amounted to Rs. 11,047.00.

Removal and Disposal of Town Refuse at Deonar.—(i) A major portion of city refuse was transported for disposal at Deonar reclamation ground by running two trains daily each consisting of on an average 28 refuse wagons of 17 tons capacity each. During the year 20,163 refuse wagons carrying in all 3,42,771 tons of refuse were run, the cost of haulage from Mahalaxmi to Deonar (by rail) being about 1.8 lakhs the cost of unloading being about 3.50 lakhs. The cost of haulage and unloading per ton worked out to Rs. 1.55 as against Rs. 1.58 in the previous year. The work of transporting was affected twice in the months of April 1958 and July 1958 on account of strike of the unloading staff of the contractors and General Municipal strike respectively.

(ii) The Deonar reclamation site is precious enough to last more than 60 years for refuse disposal operations. About 24 acres of land was re-claimed during the year. The total area of land thus reclaimed stood (at the end of the year) at about 530 acres.

In order to extend the scope of refuse dumping by extending the existing tracks, materials costing about 1,30,000 was purchased for this purpose.

(iii) As regards the rolling stock, 42 refuse wagons, 2 silt wagons, 4 brake vans were in running condition. As the number of these wagons was insufficient to deal with the huge quantity of City refuse, 88 wagons were hired from Western Railway.

(iv) The Maintenance charge of Mahalaxmi and Chembur Sidings was Rs. 21,445.24 nP and the cost of repairs and maintenance of Municipal wagons amounted to Rs. 60,432.31 nP. The total income realised from the lease of reclaimed land, sale of rights of fishing and cultivation etc., amounted to Rs. 89,786.

XI.—DEVELOPMENT PLAN SECTION.

(52) The Bombay Town Planning Act, 1954 which came into force from 1st April 1957 requires that every Local Authority in the State of Bombay, must prepare a Development Plan for the area under its jurisdiction and submit the same for sanction to the State Government on or before 31st March 1961.

(53) The Municipal Corporation of Greater Bombay at their meeting held on 7th July 1958 declared their intention to prepare such a Plan and the same has been published in the State Official Gazette, dated the 18th September 1958.

(54) The proposed Development Plan should indicate the manner in which the development or improvement is intended to be carried out and also show the sanctioned user of the land under the Scheme.

(55) At the end of the year under report, the surveys of lands and buildings in Bombay City, Suburbs and Extended Suburbs were in progress for the collection of data required for the preparation of such Development Plan.

(56) To assist and advise on the preparation of Development Plan, two advisory Committees have been set-up one consisting of practising Architects and Engineers presided over by the City Engineer and the other consisting of public authorities and commercial and industrial etc., representatives presided over by the Municipal Commissioner

VIII.—IMPROVEMENT TRUST AND MUNICIPAL PROPERTIES

1.—Acquisition of Land.

Acquisition proceedings were in progress and possession of the following properties was obtained :—

- (1) Land bearing C.S. No. 718 of Dadar Naigaum Division for Municipal School, Housing etc.
- (2) Property of C.S. No. 1243 of Girgaum Division for a School.
- (3) Acquisition of property known as 'Lalbaug Gharamkhada Market' bearing C.S. Nos. 49, 1/49, 123, 150 of Parel Sewri Division.
- (4) Land bearing original Plot Nos. 98 and 120 of Mahim T. P. Scheme No. III for School and Play-ground.
- (5) Land bearing C.S. Nos. 97 and 99 of Mahim Division at College Gully for a recreation ground.
- (6) Acquisition of C.S. No. 32 part of Sion Division for a Pumping Station.
- (7) Acquisition of land bearing C.S. No. 138A/74 and 138B/74 of Parel Sewri Division for extension of K. E. M. Hospital and Housing of Essential Staff.
- (8) House Collapse—C.S. No. 2921, 2922 and 2923 of Bhuleshwar Division.
- (9) Acquisition of property known as 'Dhabolkar Adda' at Parel Tank Road bearing C.S. No. 153, 155, 1 and 2/155, 156, 1, 1A, 1B, 1C and 1D/159 and 160 of Parel-Sewri Division for development and improvement of the locality.
- (10) Acquisition of a site for a school at Deonar.
- (11) Acquisition of a plot in Vile Parle (West) for a Public Library.
- (12) Acquisition of land for chlorination Plant at Bhandup.
- (13) Acquisition of land for a Dispensary at Marol.
- (14) Acquisition of land for extension of Dawood Baug Road and a school at Andheri.
- (15) Acquisition of a certain site for infectious diseases Hospital at Mith River Bridge, Marol.
- (16) Acquisition of land at Bhandup for a Night Soil Depot.
- (17) Acquisition of certain land at Malad for Harijan Quarters etc.

Acquisition proceedings in the following cases were in progress :—

- (1) Acquisition of C.S. No. 54 (part) of Parel Sewri Division for Schools in Lalbaug Area.
- (2) Acquisition of C.S. Nos. 118 (part) 1/118 (part, 24/118 of Parel Sewri Division for School and Housing.
- (3) Acquisition of C.S. No. 1/404 of Tardeo Division for widening of the road.

- (4) Purchase of Plot No. 6 East Agripada (South) Estate C.S. No. 1845 of Byculla Division for Housing.
- (5) Acquisition of C.S. No. 733 and 2/733 of Mahim Division for Municipal purposes.
- (6) Acquisition of C.S. No. 1975 of Bhuleshwar Division for widening of the road.
- (7) Land bearing C.S. No. 204 and 1/204 of Tardeo Division at Grant Road.
- (8) Acquisition of certain property at Parel Poibavdi for Housing, School, Ward Office etc.
- (9) Acquisition of C.S. No. 514 of Colaba Division for a Market.
- (10) Acquisition of certain sites at Love Lane, Mazagaon for School and Housing.
- (11) Acquisition of certain sites at Memonwada Road, Mandvi Division for School.
- (12) Acquisition of certain land at Girgaum Road near Kennadey Bridge for widening of the road.
- (13) Acquisition of certain land at Khetwadi Back Road for School.
- (14) Acquisition of certain land at Memonwada Road for School.
- (15) Acquisition of certain sites at Manohardas Street Fort for a School.
- (16) Acquisition of C.S. No. 337 of Dharavi Division for Municipal Housing.
- (17) Proposed exchange of Municipal Land with that of Government land at Katrak Road leased to Acworth Leper Home.
- (18) Acquisition of certain sites at Goghari Maholla which were destroyed by fire.
- (19) Acquisition of property bearing C.S. No. 1125 of Mahim Division for Housing.
- (20) Property bearing C.S. No. 80, 1/80 and 2/80 of Lower Parel Division for a school.
- (21) Acquisition of Plot No. 126 of West Agripada Estate, C.S. No. 2/1600 of Byculla Division for extension of Nair Hospital.
- (22) Acquisition of land within Housing Board's Colony at Parel Tank Road for school.
- (23) Exchange of land at Katrak Road, Wadala, with Central Excise Department.
- (24) Acquisition of land belonging to Messrs. Godrej Boyce & Co. and Messrs. Vadilal C. Gandhi and Others, Messrs. P. P. Gandhi and Others for a Development Scheme at Vikhroli.
- (25) Acquisition of certain plot in Vile Parle (East) for a School.
- (26) Acquisition of certain site in Vile Parle (West) for a School.
- (27) Acquisition of land at Bhandup Village for a public sanitary convenience.
- (28) Acquisition of land at Andheri for the extension of Andheri Market.
- (29) Acquisition of a certain plot at Cama Road, Andheri for a Municipal School.
- (30) Acquisition of a certain site at Turner Road, Bandra for a Municipal Market.
- (31) Acquisition of a certain site at Mankhurd for a School.
- (32) Acquisition of a plot of land at Bhandup for a primary School and Harijan Quarters.
- (33) Acquisition of certain land at Mulund for a Fire Brigade Station.
- (34) Acquisition of land at Village Mohili and Oshivara for shifting milch cattle stables in Eastern Suburbs and Western Suburbs.
- (35) Acquisition of 5 sites for sanitary conveniences in H and K Wards.
- (36) Acquisition of a certain plot on the West of Bombay Agra Road at Ghatkopar for a garden.

(37) Acquisition of a certain site at Bandivli, Jogeshwari East for a market.

(38) Acquisition of a certain land at Khar Railway Station on the West, for housing.

(39) Acquisition of certain land at Poisar, Kandivli for a Hospital, Maternity Home etc.

(40) Acquisition of a certain plot near Kapoor's Factory at Ghatkoper for a market.

(41) Acquisition of 8 sites for sanitary convenience at Mahul, Ghatla, Govandi, Ghavanpada.

(42) Acquisition of 7 sites for sanitary conveniences in K Ward.

(43) Purchase of a certain land at Eksar Pahadi (East Goregaon) for industry.

Acquisition of Municipal Land by Government of India and Government of Bombay:—

(1) Acquisition of Plots 24 and 25 (West) Scheme 6, Sion a Matunga Estate for Post Office, Case No. L.A.Q. 254.

(2) Acquisition of Plot Nos. 54 and 77 (West) Scheme 6, Sion Matunga Estate by Government for Welfare Co-operative Housing Society.

(3) Acquisition of 35 plots of Scheme 58 Worli Hill Estate by Government for II Milk Dairy Plant, Transport Depot and Housing of Staff.

(4) Acquisition of Plot Nos. 180 and 181, Sion Matunga (East) Estate for Jethumal Parasaram Co-operative Housing Society.

CHANGES IN THE EX-TRUST AND MUNICIPAL ESTATES

There were no changes in Layout in Ex-Trust Estates.

The area of the permanently leased land increased during the year from 58.14 lacs square yards to 58.18 lacs. square yards and the rent in respect thereof increased from Rs. 42.92 lacs to Rs. 43.31 lacs. The area of the developed land which remained to be leased was 1.48 lacs. square yards.

The area of underdeveloped land remained the same as in the previous year, viz., 51.97 lacs square yards.

Out of the total of 2,879 acres (acquired by the ex-Trust) about 37.3 per cent remained to be developed and out of the developed area 2.4 per cent remained to be leased which included an area of 1,64,680 square yards reserved for Municipal purposes.

SLUM CLEARANCE

32 Tenements were constructed at Sewri Koliwada and 28 at Morland Road.

DIS-HOUSING AND RE-HOUSING

New residential accommodation made available by the lessees of the Ex-Trust Estate:—The total number of tenements provided upto date in all the Trust Estates including those, erected by the Development Department and the several Mill Co.s exceeded the total number of tenements demolished by 38,332.

Housing of Squatters:— About 2235 and 1770 squatters' families resided in the colonies at Mankhurd and Jogeshwari respectively. The recoveries of rent continued to be far from satisfactory owing to unemployment among the squatters. A Welfare Centre at Jogeshwari Colony was being conducted.

Sanitation of both the colonies was well looked after and the areas kept free from Malaria, etc., by spraying insecticides.

LONG LEASES

The number of plots let out during the year was 6 admeasuring an area of 6,304 square yards and valued at Rs. 4,02,140. The total number of plots disposed of upto 31st March 1959 was 4,269 admeasuring 60,14,007 square yards and valued at Rs. 12,52,28,114.

SHORT LEASES

Five temporary leases were granted during the year.

The number of vacant land tenancies on both the municipal and *Ex-Trust* Estates was 4,112 at the close of the year. The demand for vacant land tenancies in *Ex-Trust* Estates was Rs. 8,22,118 and the recovery was Rs. 5,66,555. Arrears amounting to Rs. 1,49,870 were still due from Military Authorities and correspondence for the same was in progress. As regards the area in Scheme 58 and 52, Worli, requisitioned by the Collector of Bombay the question of fixing the rate of compensation payable was receiving his attention. He was requested to expedite.

MANAGEMENT OF PROPERTY AND COLLECTION OF REVENUE

A.—Trust Section.

Ex-Trust Permanent Chawls.—The gross demand for the year was Rs. 14,73,957. The net demand excluding the amount of vacancies and concession granted to public bodies and associations was Rs. 14,54,554. The revenue actually collected came to Rs. 14,45,329 which was equivalent to 77.65 per cent. of the total amount recoverable including the arrears.

S. P. Sheds.—The gross demand for the year in respect of rooms in S. P. Sheds was Rs. 4,93,206 and the net demand after making allowances for vacancies and concessions was Rs. 4,85,120.

The actual collection came to Rs. 4,77,405 which was equivalent to 79.84 per cent. of the total recoverable amounts including the arrears.

The percentage of outgoings in respect of chawls and S. P. Sheds worked out to 69.72 and 78.43 respectively of the annual demand. The collection of rent in chawls amounted to Rs. 14,45,329. Deducting therefrom the expenses on account of outgoings amounting to Rs. 10,01,324, the net income came to Rs. 4,44,005. The capital expenditure incurred on these chawls including the value of land amounted to Rs. 171.53 lacs. The Corporation are required to pay annually the interest and sinking fund charges aggregating to Rs. 9.80 lacs at the rate of 4.61 per cent. on the capital expenditure incurred prior to 1919-20 and 6.35 per cent. on the expenditure incurred thereafter and 4.24 per cent. in respect of those constructed after 1950. The net income after deducting outgoings was insufficient to meet this expenditure and thus there was a loss of Rs. 5,38,710 under the permanent chawls for the year under review.

Bye laws for maintaining sanitation, etc., in municipal chawls and buildings were enforced and fines aggregating to Rs. 129 were imposed and collected from the tenants for the breaches of these rules.

First Aid Sets and Sick Room Requisite such as thermometers, Ice-bags, etc., were maintained at 8 Chawl Centres, Matunga Labour Camp, Dharavi and Mankhurd Colony for squatters.

The prizes of Rs. 50 and Rs. 20 for maintaining best sanitation of the chawls were awarded to the best Chawl Superintendent and the Mukadam during the year. In order to encourage the sweepers to co-operate in the maintenance of sanitation, 10 prizes of Rs. 10 each for the best sweeper in each different groups of chawl centres were also awarded.

401 plots agreed to be leased, could not be handed over on account of temporary lettings and occupations thereon. Action was in progress to remove the same. The number of plots handed over but not built upon was 195.

During the year, 17 lessees were granted permission for the construction of motor garages in the compulsory open spaces and additional floors were sanctioned in 160 cases. 200 cases of encroachments were detected.

24 tenements in a chawl newly constructed at Sion were allotted to dishoused tenants of acquired properties and to some outsiders. Tenements in seven chawls constructed at Wadala were allotted to the dishoused tenants of acquired properties and to a few outsiders who had paid their contributions having due regard to their urgent and dire needs.

The newly constructed tenements at Chinchpokli and Surya Cinema were allotted to Municipal Employees.

WATER WORKS

I. HEAD WORKS AT LAKES AND TRUNK WATER MAINS

(1) The City of Greater Bombay including the extended suburbs derives its water supply by gravity from four lakes or impounded reservoirs *viz.*, Tansa, Vehar, Tulsi and Vaitarna. The total quantity of water supplied to Greater Bombay during the year was 68,062.15 million gallons. The quantity of water supplied to the city proper was 55,768.15 million gallons, of which 42,882.21 million gallons (76.925 per cent. was for the domestic supply, 12,005.59 million gallons 21.49 per cent.) for trade and industries and the balance of 880.35 million gallons (1.585 per cent.) for public purposes. The quantity of water supplied to suburbs was 10,220 million gallons out of which 6297 million gallons (61.5 per cent.) was for domestic requirements and 3927 million gallons (38.5 per cent.) was for trade, industries, etc. The quantity of water supplied to the Extended Suburbs was 2075 million gallons, out of which 980 million gallons (47.4 per cent.) was for domestic requirements and 1094 million gallons (52.6 per cent.) was for trade, industries, etc.

Sources of water supply and statistics of quantity.

II.—MAINTENANCE BRANCH OUTSIDE CITY DIVISION

(2) This Branch is entrusted with the work of repairs and maintenance of trunk mains, culverts, embankments, head works at the lakes, sterilization of city water supply, etc., 169 miles of steel mains, 48.25 miles of cast iron mains, 23.25 miles of masonry duct, 3.88 miles of tunnel, 362 Nos. of bridges and culverts, 81.5 miles of trolley track etc., were maintained by this Division.

General.

(3) Five heavy type and six light type motor trollies were maintained during the year. The total mileage covered by the trollies was 71,217 miles. Mobile Units consisting of petrol driven and diesel driven motor trollies, jeeps, air-compressors, welding plants, concrete mixers, outboard and inboard motor engines, lighting sets etc., were maintained.

Maintenance of plants, equipments and motor trollies.

(4) In order to maintain the purity of water received from the catchment area, campaign against trespassers and cattle... campaign against trespassers was continued and 129 heads of cattle were impounded and 745 were driven out of area.

Campaign against trespassers and cattle...

(5) The total number of visitors to the garden at Tansa Lake was about 42,000, at Vehar Lake Garden 5,40,000 and at Powai Lake Garden 2,30,500 during the year.

Public gardens and parks attached to Tansa, Vehar and Tulsi area.

(6) The water supplied from Tansa Lake was sterilized by chlorine treatment at Bhandup and Powai. The doses of chlorine varied from 0.7 to 1.5 parts per million gallons according to demand. The Vehar supply was sterilised at the chlorination plant at Powai. The doses of chlorine varied from 0.7 to 2.5 parts p.m. gallons. The Tulsi supply was first filtered and was then sterilized by chlorine treatment, the doses of chlorine varied from 1.00 to 2.7 parts p. m. gallons.

Sterilisation of water Supply.

III.—MAINTENANCE BRANCH, INSIDE CITY DIVISION

(7) This Branch is concerned with the maintenance of water works inside the city. It carried out repairs and maintenance of water mains, hydrants, fountains and cattle, troughs, plants and machinaries, testing of water fittings, repairs and maintenance of water meters, making new connections, operation and maintenance of chlorination plants at Malabar Hill Reservoir, Bhandarwada Hill Reservoir and at Futka Tank (King's Circle).

General.

(8) A total length of 450 running miles of water mains, was maintained during the year. There were 67 bursts on the mains which were promptly attended to. 72,881 works pertaining to repairs to communication pipes, cleaning of chokes and service pipes, cleaning of meters, strainers etc., were carried out. 7,118 repairs jobs were carried out on about 10,000 fire hydrants in the city.

Maintenance of water mains and hydrants.

(9) The total number of water connections to different premises in the city was 65,989. The number of new water connections made during the year was 1357 out of which 1192 were granted at the cost of the parties and 165 from Municipal funds. 15,341 trenches of varying lengths were excavated for making connections and for general repairs and maintenance works.

Number of water connection and trenches.

- (10) During the year 2729 meters were repaired and 2,525 were replaced by new ones.
Repairs to Meters.
- (11) 21 Electric pumps were maintained during the year at a total cost of Rs. 80,000.
Maintenance of pump ing sets.
- (12) With a view to maintain the required standard of residual chlorine in the main inside the city, rechlorination was done. The consumption of chlorine for rechlorination inside the city was 2,70,318 pounds.
Maintenance of the chlorination plant inside the City.
- (13) 11 Petrol Driven vehicles; one diesel motor lorry and 33 material hand-carts were maintained for transport of men and materials.
Transport.
- (14) The total number of water pipes and fittings tested was 4,58,506 out of which 3,53,849 were for private parties and the remaining for Municipal works.
Testing of water fittings.
- (15) 3,700 Municipal meters and 527 private meters of different sizes were tested at the Municipal Workshop for correct-ness.
Testing of meters.
- (16) The gardens along the slopes of Gibbs Road and Ridge Road known as Hanging Gardens, Sir Pheroze Shah Mehta Gardens on the top of the Malbar Hill, Ladies and Childrens' Garden at Ridge Road, Kamla Nehru Park and Sir Joseph Baptista Garden on the top of the Bhandarwada Hill Reservoir were maintained during the year. Coloured lights in Kamla Nehru Park and Sir Pheroze Shah Mehta Gardens were displayed on Saturdays, Sundays and Holidays, except during the monsoons.
Maintenance of gardens.

DISTRIBUTION BRANCH.

- (17) This Branch deals with the distribution of water supply within the City limits and is divided into 3 Sections viz., the South, the North and the Central. Each of these Sections deals with the work of distribution and regulation of supply, short supply complaints and court actions for enforcement of the provisions of the Municipal Act. The investigation of wastage, rewashing of leaky taps, issue of notices, etc. The post of Assisant Engineer Distribution (Special) which was renewed last year was continued on temporary basis pending the sanction of the Corporation to the creation of separate Quality Control Branch. For the purpose of the distribution of water, the city is divided into three main divisions viz., (a) the area getting supply from Malabar Hill Reservoir; (b) those from Bhandarwada Hill Reservoir and (c) those getting direct supply.
General.
- (18) There were 2,791 short supply complaints during the year, as against 5,011 during the preceding year.
Short supply complaints.
- (19) The number of prosecutions launched during the year was 298. The number of convictions was 141 and 49 cases were withdrawn after compliance with the notices and 108 cases were pending disposal at end of the year. The total amount of fine recovered was Rs. 2,499. Besides the above 5,712 notices under Section 278(2) of the Bombay Municipal Corporation Act were served for the defects in the water fittings for which 642 prosecutions were launched. The number of the convictions was 401 and amount of fines recovered was 3,930.
Notices and prosecutions.
- (20) The number of cases reported to the Standing Committee for severing water connection for non-payment of taxes and using unmetered water supply was 1370.
Disconnecting water supply.
- (21) The total number of calls received from fire Brigade Department was 1800. They were promptly attended to by the Distribution Staff.
Fire Attendance.
- (22) 150 miles and 4964 feet of mains varying from 4" to 9" size were tested by Deacon Meters in the City and 731 miles and 1990 feet of mains from 3" to 72" were sounded.
Testing of mains by Deacon Meters and sounding and rewasher ing of leaky taps.
- (23) A total revenue derived from water supplied by meter arrangement was Rs. 2,24, 92,802 for the city only as against Rs. 1,80,76,428 during the previous year.
Revenue from metered connection.

(24) 11,442 meters of sizes varying from 1/2" to 12" were maintained during the year. The programme of metering of domestic supply in areas where the supply quantum was above average, was continued during the year. 495 new properties were metered.

(25) With a view to maintain proper quality of water, 4023 samples of water were taken during 1958-59. In 90.1 per cent. of the samples, Coliform Bacteria was not detected. The unfit samples were chiefly due to the breaks in water connection in close proximity of overflowing Dhapa Drains and manholes. Steps to trace and remove the source of contamination and also to rechlorinate the mains with portable chlorination plants were taken. After this, the samples were found fit.

V. CONSTRUCTION BRANCH

(26) For improving the water supply in the City, water mains of different sizes were laid and other works were carried out from the Capital Works, Loan Funds and number of works of laying different sizes of mains and making connections were carried out on behalf of other departments of the Corporation and the private parties.

(27) The works for improvement in regulation of water supply were carried out during the year.

(28) The work of protecting the 57" steel mains in the City by patch-plating, painting and reinforced guniting was continued during the year and by the end of the year the total length of 4463 Rft. of mains were gunited.

VI. REMODELLING BRANCH

(29) The work of remodelling the distribution system in the city was continued during the year and a total length of 14,860 Rft. of water mains of sizes varying from 15" to 48" diameter were laid during the year.

VII. SURVEY AND DESIGN BRANCH

(30) Several proposals for laying water mains for improvement of water supply of the city were formulated during the year and 224 estimates for provision and enlargement of water mains and other works, were prepared and submitted to the Works Committee and Corporation for sanction.

(31) 986 estimates of compounded water charges for water used for construction purposes were framed. In addition to this, 1528 cases of suburban areas were also dealt with by the branch for framing estimates for compounded charges for water used for construction purposes.

VIII.—WORKS OF INTEREST

(32) Two 57" Tansa steel mains between Marol and Santa Cruz are mostly underground and were found on inspection to be badly corroded. 900 Rft. of both East and West 57" Tansa Steel Mains were gunited during the year and the work of guniting further double length of the said mains—900 Rft.—is in progress. The cost of the above work will be about Rs. 1,39,000.

(33) With a view to facilitate easy inspection and maintenance of the steel mains and also to prevent them from sagging on account of settlement, concrete blocks were provided under 72" steel main between Tansa and Pachapur for a length of 6 miles and 2 furlongs at a cost of Rs. 3,64,000.

GENERAL

(34) The total number of scheduled superior and inferior staff for the year so far as 'A' Budget is concerned was 2081 and its establishment cost amounted to Rs. 14,22,891. The temporary staff both superior and inferior was 1316 with a total establishment cost of Rs. 7,05,779.

(35) The new Welfare Centre Building at Ghatkopar cross-connection equipped with several indoor games was well attended. The daily average attendance to the centre was about 60 to 70 persons. A scheme for opening similar centres in the Northern Division is under consideration.

(36) During the year five dispensaries were working in the Outside City Division of this Department in charge of one Medical Officer. The grant spent during the year was Rs. 11,000.

(37) During the year under report, Shri J.D. Daroga, Hydraulic Engineer, as a Chairman of the Milk Distribution Scheme of The Lions Club of Bombay, arranged to distribute milk free of cost to children upto the age group of 8 years of the members of the staff drawing upto Rs. 100 per month. The milk was distributed at three different centres. The scheme proved quite a success.

(38) (a) *Revenue*:—The total expenditure incurred on the Water Works amounted to Rs. 2,65,12,169.34. The total revenue derived from Water Works was Rs. 2,55,24,595.77. The excess of expenditure over income being Rs. 9,87,573.57.

(b) *Loan Funds*:—The total expenditure incurred during the year out of Loan Funds was Rs. 10,79,136.91.

BOMBAY FIRE BRIGADE

During the year, total number of Fire Stations continued to be 12 in the City including one in the Suburbs. The Fire Brigade Department had a fleet of following vehicles including 20 Motor-pumps (all fitted with First-aid appliance), 8 Trailer pumps, 3 Turn Table Ladders with pumps, 1 Motor Emergency Tender, 1 CO₂ Foam Crash Tender, 60 ladders of various types with special gears.

The number of calls received was 2,220 of which 1,324 calls were received for 1,105 actual fires as against the previous year when the number of calls were 1,910, of which 1,611 calls for 876 actual fires i.e., 289 more fires than the previous year. Thus the year 1958-59 has registered the highest number of fire calls during the last 10 years as can be seen from Appendix III. The estimated loss of properties damaged by fire was about 1.29 Crore as against Rs. 57.93 lacs in the previous year. The increase in fire loss can be attributed to three serious fires during the year viz., Ghogari Mohalla on 6th April 1958, No. 10 Shed Victoria Dock on 11th May 1958 and Bombay Timber Market Godown at Reay Road on 15th January 1959 as the total loss due to these three fires alone amounts to Rs. 69 lacs.

The properties involved under the cover of insurance were worth Rs. 66,94,311 as against Rs. 45,58,27,755.

The number of occasions on which special services were rendered by the Brigade was 444 of which 244 were for house collapses, 78 rescues and 122 for special services as against 284 in the previous year.

The total number of fire alarm pillars including private one was 206 in the City and nearly 41 per cent. of the total calls were received through this system.

Number of new appliances were received for the Brigade including one 'Dennis Motor Pump with 50' "Bayley" wheeled Escape pump capacity 300-500 G.P.M., 2 Motor Ambulances "Fargo" type, 2 "Willys" Motor Jeeps, One "Megaphone" battery operated to be used at fires and drill grounds by Principal Officers, one Smoke Helmet complete with 60 feet of air hose, safety belt and 70 feet of hemp covered wire rope with double acting foot operating bellows and fitted with Telephone transmitting and receiving arrangements.

The Third Fire Prevention Week was organised in the Bombay State and the Bombay Fire Brigade as usual joined with other organizations of Fire Services.

Trainees from National Fire Service College, Government of India, at Nagpur were sent to this Brigade for practical training as well as for visiting various industrial concerns, docks, air ports, etc., on four occasions.

One trainee from Kolhapur, Municipal Bourough was sent to this Brigade for a long term practical training.

The annual competitions in (1) Escape ladder and Hydrant Drill competition, (2) Extension Ladder and Hydrant Drill competition were held on 30th March 1959 "Fort-A" and "Byculla-A" with Station Officers V. B. Nikam and S. V. Shilotri won the competitions respectively. Shri V. L. Gidwani, I.C.S., Municipal Commissioner, presided on the occasion and presented trophies and cash prizes to the first three winning teams.

It was the practice of this department to entertain candidates deputed by Government and Semi-Government bodies for undergoing short term and long term course of one month and three months respectively in respect of training in fire-fighting. Under Standing Committee Resolution No. 2816, dated the 29th January 1958, Municipal Commissioner has been authorised to entertain candidates from Home Guards or other such organisations without charging any fees for the purpose of practical training in fire-fighting by allowing these employees to attend fires, house-collapses, etc.

Construction work of Fire Station at Colaba in the City and at Vikhroli, in the Suburb is under progress. Provision has been made in the Budget for construction of Fire Station at Chembur. Provision has also been made for constructing staff quarters at Byculla with modern amenities.

Radio telephony (wireless) is to be introduced in the Fire Brigade. The aerial mast of 200' has already been erected at Head Quarters, Byculla. Steps to procure the Radio Telephony equipments are in progress.

AMBULANCE SERVICE.

The Ambulance Section of the Brigade attended 1,564 calls for accidents, 1,726 for maternity cases and 3,616 for hire cases, removing in all 6,511 persons as against 1,591, 1,399 and 3,759 calls respectively removing 6,041 persons in the previous year.

The receipts for the year amounted to Rs. 26,398 as against Rs. 26,017 of the previous year. First aid was rendered by Ambulance staff on 142 occasions, as against 225 in the previous year.

MUNICIPAL GARDENS.

During the year under report, the department maintained 106 sites consisting of 20 gardens, 61 recreation grounds, 4 fountains, 7 traffic islands, 5 open spaces, 4 bandstands, 4 box hedges and 1 statue.

It planted and maintained trees on the newly constructed roads. It also added 2 new gardens (1) at Naigaum Upper Primary School and (2) at Plot No. 121-123 and 128-130 Sewri Wadala Scheme and an ornamental fountain at Kings Circle Garden, Matunga, during the year.

There were 16 band programmes, 25 programmes of Indian vocal music, 73 orchestras and 460 recorded music programmes at different gardens.

The Open Air Theatre proved to be popular, mostly among the poor and middle class people. It was reserved on 115 occasions and yielded an amount of Rs. 6,665 during the year.

The expenditure of the Garden Department during the year under reference was Rs. 7,10,485 as against Rs. 6,42,052 during the last year and the income was Rs. 67,777.58 as against Rs. 36,032.15 during the preceding year.

VICTORIA AND ALBERT MUSEUM.

The Museum remained open for 228 days as against 299 during previous year. It was closed on Mondays, on important holidays and for repairs and encasing the relief map of Greater Bombay from 6th January 1959 to 31st March 1959 and onwards. 7.12 lakhs visitors visited the museum as against 10.7 lakhs during previous year. 8622 Students from Primary Schools visited the museum during the year as against 1911 during the preceding year. Total collections from admission fees and miscellaneous receipts were Rs. 6084.25 and Rs. 20.00 respectively. 11 new showcases were purchased for better display of models religious sects, artisans in cottage industries and model of Meenakshi Temple at Madurai. 4 showcases were rejected as the same were found useless for exhibiting models. One rosewood figure of Shiva from Mysore, one bidri specimen of Natāraj from Travancore and one Pithmodel of Meenakshi Temple at Madurai were purchased at a total cost of Rs. 712.81 nP. Photograph of Late Shri D. A. Pai, B. A., Ex. Curator of this Museum with short note was exhibited in Old Bombay Room. 6 books purchased for Rs. 148.25 and one free of cost were added to Reference Library. Reference service was rendered to scholars, business men etc. Expenditure for the maintenance of the Museum was approximately Rs 50,000.

MUNICIPAL LIBRARIES

1003 books costing about Rs. 2763.63 for Municipal Free Reading Room and libraries in City were purchased during the year under report.

About 2,90,903 visitors took the advantage of the Libraries in City during the year under-report.

Total income derived from City Libraries was about Rs. 1,949 as against Rs. 1,247 during the previous year.

The expenditure over the Municipal Libraries in City was Rs. 64,732 as against Rs. 46,256 during the previous year.

CENTRAL STORES

Tenders were invited for the purchase of Stores in 192 cases during the year under report as against 160 cases in the preceding year. During the year about 24,140 tons of cement worth about Rs. 30.96 lakhs; 2,48,755 R. ft. of Galvanised Iron Pipes worth about Rs. 2.47 lakhs; 1,51,461 R. ft. Cast Iron and Hume Pipes worth about Rs. 16.20 lakhs; 2,972 Tons of Iron Materials worth Rs. 21.07 lakhs and 2,20,462 yards of cloth worth about Rs. 1.78 lakhs were purchased. 2,184 Bengal Maunds of Grain (Gram, Bajri and Wheat-Bran) for Head Supervisor and the Superintendent of Gardens worth about Rs. 0.40 lakhs were purchased and 6,508 Bengal Maunds of wheat, Rice and Nagli for various Hospitals and Maternity Homes worth about Rs. 1.44 lakhs were purchased.

The total purchase effected during the year including the articles received on Return Stores Memo from Municipal departments amounted to Rs. 104.39 lakhs as against Rs. 136.71 lakhs in the preceding year. The balance of Stock on hand on 31st March 1959 was worth Rs. 28.45 lakhs at the Central Stores, and Rs. 1.04 lakhs at Foras Road Depot totalling to Rs. 29.49 lakhs as against Rs. 38.86 lakhs including Foras Road Depot in the preceding year.

The total number of orders placed with the Contractors and other dealers was 4,885 as against 5,013 in the preceding year. The number of indents inclusive of Sales Memo received from the departments at the Central Stores was 42,444 including City and Suburbs and Foras Road Depot as against 41,258 in the preceding year. Most of the articles purchased during the year were of Indian Manufacture and the value thereof amounted to Rs. 101.3 lakhs. The value of foreign goods purchased amounted to Rs. 2.66 lakhs, during the year.

Under Plant and Machinery Section 83 tenders and 117 sealed quotations were invited which involved 719 items costing Rs. 72.5 lakhs approximately.

There were about 35 tenders for dietary articles amounting to Rs. 15 lakhs. Municipal Hospitals and Maternity Homes were suitably grouped and tenders were invited groupwise and localitywise. There appears to be a further scope to revise the tenders to have economical rates for dietary articles and to effect reduction in its costs.

One post of Stores Inspector (Food) was created from 2nd March 1959 for effective check on the receipt of dietary articles supplied to various Municipal Medical Institutions, to pay surprise visits to every medical institution for the purpose of witnessing weighment, quantity and quality of stuff supplied by the contractors and to collect statistics, etc., investigate complaints of non-receipt of supply, etc.

By creating post of H. C. (S. C.) for supervision over replenishment and Consumption from 24th December 1957 as per the recommendation of Ibcon Ltd., many obsolete items were taken out such as Ventshafts lying unused for more than 30 years.

The total turnover of the department, in the matter of Receipts and Issues of Stores came to Rs. 217.79 lakhs as against Rs. 260.26 lakhs in the preceding year.

The stock of Stores was verified but no appreciable difference in stock was noticed. The abnormal conditions created by the war reacted sharply on the department during the year as before. The rates quoted in the annual tenders for the year 1959-60 invited during the months of October 1958 to January 1959 were in a few cases higher than the market rates and only a few of the tenders had to be rejected.

The department however successfully played its role of a major supplying agency to the various Municipal Departments.

LICENCE DEPARTMENT.

The number of permits and licences issued during the year was about 39,908 as against 37,442 during the previous year. These permits and licences realised about Rs. 11.68 lacs as fees, as against Rs. 12.63 lacs of the previous year. The outstanding amount of licence fees amounted to about Rs. 2,52,348 as against Rs. 2,52,980 during the previous year. Out of this outstanding amount, approximately Rs. 3,69,546 have been recovered and kept in deposit, which are being adjusted in accounts. Thus the total licence fees will approximately amount to Rs. 14,20,338.

The loss of revenue incidental to disuse or demolition of old licensed premises amounted to Rs. 0.22 lacs, as against Rs. 0.21 lacs in the previous year.

Hawker and Squatter licences.

The total number of hawker and squatter licences issued during the year was 42,977 as against 41,250 issued during the previous year. The fees realised were about Rs. 4.33 lacs as against Rs. 4.02 lacs for the previous year.

Sky-Signs and advertisements.

The total number of permits issued for exhibiting sky-signs and other advertisements was 3,566 which realised Rs. 4.73 lacs as revenue, while the corresponding figures for the previous year were about Rs. 3,455 and Rs. 3.94 lacs respectively. The ground rent recovered for advertisement sites was about Rs. 23,757. An amount of Rs. 18,493 received for ground rent is lying in deposit, and the same is being adjusted.

During the year, the Licence Department instituted 2964 prosecutions for the offences under Sections 394, 412-A, 328 and 328-A of the Bombay Municipal Corporation Act, as against 2803 prosecutions in the previous year. The total amount of fines inflicted was Rs. 22,830 as against Rs. 21,939 in the previous year.

SHOPS AND ESTABLISHMENTS DEPARTMENT

Registration.— The total number of establishments as on 31st March 1959 stood at 1,04,658 as against 1,00,510 on 31st March 1958 and the Registration fees, etc., amounted to Rs. 13,010.94 as against Rs. 13,987.54 for the preceding year.

Inspections and Prosecutions.— During the year under report 57,471 visits were paid to the various establishments and 1,717 complaints were received in addition to 162 complaints pending during the previous year. Investigations in respect of 1,851 complaints were made and with a view to enforcing the provisions of the Shops and Establishments Act more effectively, 380 mass raids were held. Of the 1,220 prosecutions pending at the close of the previous year and 4,371 launched during the year under report, 4536 were decided, resulting in the award of fines amounting to Rs. 1,70,945.

Grant-in-Aid.— Grant-in-Aid of Rs. 1,59,924.38 was received from Government for the year 1958-59 for meeting part of the expenditure incurred during the year 1957-58, while Rs. 13,987.54 were realised by way of registration, etc., fees, during the same year (1957-58). The total expenditure incurred on the administration of the Shops and Establishments Act and the Payment of Wages Act, during the year 1958-59 was Rs. 2,24,904.82 (exclusive of Provident Fund, leave contributions and supervision charges).

PAYMENT OF WAGES ACT, 1936.

During the year under report the Inspectorate under the Shops and Establishments Act, continued to do propaganda in respect of this Act and instructed parties regarding the implications, scope and requirements of the Act, with the result that a larger number of employers was found to be complying with the provisions of the Act. This was evident from the fall in the number of complaints received under the Act during the year under report, as compared to those received during the preceding year. 230 complaints in respect of the Payment of Wages Act were received of which 164 disputes between employers and employees were brought to an amicable settlement. 7 cases were filed by the department before the Authority under the Payment of Wages Act while in 10 cases the complainants had approached the Labour Commissioner and in 2 cases, the complainants had themselves filed the complaints in the Small Causes Court and City Civil Court respectively. In 33 cases investigations revealed that they were either fictitious or had no sufficient evidence documentary or otherwise to contemplate action. 6 complaints were found to be falling either outside the purview of the Act or the information furnished by the complainants, inadequate to facilitate investigations.

THEATRE TAX.

The Corporation by their Resolutions Nos. 1500 of 29-1-58, 1526 of 30-1-58 and 1543 of 30-1-58 sanctioned the levy of Theatre Tax for the year 1958-59. There were in all 36 Class I and 22 Class II Cinema Theatres. Theatre Tax was also recovered in respect of the various dramas, dances, variety entertainments, etc., held at different

Halls, Theatres and other places in the City, wherever admission was on payment. Exemptions from payment of Theatre Tax were granted to cinema shows, performances, etc. which were held in aid of bonafide charities or directed towards advancement of cultural or educational activities and exempted by the Commissioner of Police from payment of Entertainments Duty leviable under the Bombay Entertainments Duty Act., 1923.

The total income realised by way of Theatre Tax during the year under report was Rs. 6,03,525.75 as against the expenditure viz. Rs. 19,691.95.

The total income of the department during the year under report was Rs. 6,16,536.69 comprising of (1) Registration, etc., fees Rs. 11,386.31 (2) Miscellaneous Receipts Rs. 1,624.63 and (3) Theatre Tax Rs. 6,03,525.75.

XIV.—MARKETS AND SLAUGHTER HOUSES

The total income from the Markets and Slaughter Houses was 40.26 lakhs as against 39.97 lakhs in the preceding year.

The number of Municipal Markets in the year was 22 including the squatter area at Parel Village. The total receipts from the stallage charges, squatter fees, scale shed fees and licence fees etc., amounted to Rs. 26.77 lakhs as against Rs. 26.97 lakhs in the preceding year while the net receipts amounted to Rs. 18.87 lakhs as against Rs. 18.80 lakhs in the preceding year.

The average percentage of vacant stalls per quarter was 4.36 as against 7.45, 7.45, and 8.09 respectively in the preceding three years.

The number of private markets during the year was 20 while the number of outside meat shops was 188. The licence fees realised therefrom were Rs. 41,058 and Rs. 14,037 respectively.

The total quantity of unwholesome food such as fish, fruits, vegetables, etc., and the contraband meat seized and destroyed was 5,16,320 lbs. as against 5,86,458 lbs. in the preceding year. In all 783 seizures were effected for illicit slaughter and Prosecutions instituted resulting in conviction of 603 persons and recovery of fines amounted to Rs. 16,586. The amount realized by selling the seized animals and skins etc., by auction was Rs. 891. Rs. 382 were recovered by way of penalty for importing animals into the city without permits.

The slaughter, removal and other fees realized at the Bandra Slaughter Houses, together with the slaughter fees etc., at the Delisle Road Sheep Market and the Pig Slaughter Houses amounted to Rs. 12.49 lakhs.

K. E. M. HOSPITAL AND SETH G. S. M. COLLEGE.

This year the K. E. M. Hospital and Seth G. S. M. College completed the 31st year of their services of Medical Relief to the patients and of imparting medical education to the students.

The important change in the staff that occurred in the year under report was retirement of the Dean, Dr. S. G. Vengsarkar, M.D., F.C.P.S., due to superannuation and the appointment of Dr. S. V. Joglekar, M.S., F.C.P.S., in that post from 1st January 1959.

A sorrowful event that marked the year was sudden passing away on 11th February 1959 of Dr. K. G. Munsif, F.R.C.S. (Eng.), the Honorary Surgeon at this hospital.

The Seth G. S. M. College and K. E. M. Hospital had the privilege of undertaking many research activities under the auspices of the Indian Council of Medical Research, the Council of Scientific and Industrial Research and with the help of the donations for the purpose from various pharmaceutical concerns.

The College Library had this year an addition of 375 new books, as against 315 during the last year. 34,515 periodical and books were issued to the students as against 32,952 during the last year.

In the Anatomy Museum, 50 dry and wet specimens were replaced with new ones. There were in all 1,727 specimens in the Anatomy and comparative Anatomy sections and over 1,950 in the Pathology Museum.

The Artist Department of the College prepared 804 graphs, photographs and photomicrographs during the year under report.

Several articles were published by the members of the Professorial, Honorary and other staff on medical subjects during the year. Many scientific and educational films were shown to the staff and students.

As there has been a heavy demand from the medical students for Hostel accommodation every year, a building in the vicinity at Naigaum was acquired during the year, for providing additional accommodation for the students.

A comparative statement showing the particulars of the students during 1957 and 1958 is given below.

Year.	No. of fresh students admitted.	Total No. of students.	No. of lady students.	No. of post-graduate and Research students.	No. of students sent-up for examination.	No. of students passed.
1957-58	85	471	159	141	632	346
1958-59	84	423	184	207	640	339

Table showing the comparative statement of Income and expenditure pertaining to students:—

Year.	Total expenditure.	Revenue derived.	Gross cost per student.	Net cost per student.	Amount of Post-graduate fees.	Income from Hostel.	Expenditure on Hostel.
1957-58	6,13,094	1,75,223	1,301.69	961.07	14,795	20,015	32,969
1958-59	7,15,319	1,63,233	1,691.06	1,339.53	14,535	16,206	41,837

Gymkhana.

The College students did well in some of the events of sports and in cultural activities during the year. Miss Deepika Desai was adjudged the best actress in the Inter-collegiate dramatic competition. Shri J. S. Nandi was elected President of Bombay State Inter Medical Association for the year. Shri Ajit Phadke was awarded the Rotary prize for being the best student of the year.

K. E. M. Hospital.

As regards the K. E. M. Hospital, the following new constructions were completed during the year under report:—

- Addition of a floor over the X-Ray department.
- Construction of a floor over the O. P. D. for the full-time department of Surgery and Medicine.
- Construction of the two additional floors over the Assistant Dean's quarters for housing the staff of the full-time departments.
- One Female surgical ward and one Paediatric ward.
- The Convalescent Home for patients.

Many other works such as construction of an additional floor over the Nurses Home; over the mental ward and the one over the Administrative block for the Orthopaedic Operation Theatre, etc., are under progress.

Due to the increased accommodation provided, the bed strength of the hospital has increased from 550 to 630 in this year.

The newly constructed Convalescent Home has an accommodation of 120 beds of which 90 are for male patients and 30 for female patients. The average number of inpatients at the K. E. M. Hospital was 796 during the year under report; inspite of restriction on admissions.

Results of treatment of Indoor-patients.

Previous Balance on 1-1-1958.	New admission during 1958.	Total.	Discharged as				Balance on 31-12-58.
			Cured.	Relieved.	Otherwise.	Expired.	
758	29,599	30,357	7,452	12,373	7,447	2,219	866

Highest attendance on a single day on various sides.

Inpatients in the wards.	New patients admitted.	Old patients Attendance.	New patients Attendance.	Old cases Issued.	Casualty cases.
966	122	3,066	942	2,206	247

Different Departments.

Medico-Social Service Department.—Till last year there were only 2 Medico Social Workers working in the hospital. From this year, however, five additional Social workers have been appointed. Two of them work in the full-time Surgical department; two in the full-time medical department; one in the Psychiatric department, assisting the respective departments by providing socio-economic and psychological data in the treatment of cases in the wards and the out-patients departments. If any of these factors become problematic in the treatment of the situation, the social workers help the patients to overcome them. They also participate in the researches conducted on certain medical problems by the department and also work in Follow-up clinics.

Physiotherapy Centre and School.—This department is progressing very satisfactorily. During the year under report, it has been shifted to the ground floor of the newly constructed Convalescent Home. The department continued to give treatment to the outdoor and indoor patients of the K. E. M. Hospital and the inpatients of the Convalescent Home. During the year 4,905 patients were treated in the department. 16 students were awarded Diplomas of the School this year. There were 13 students in the senior class, 15 in the junior and 3 were taking post-graduate training. For the first time in the Final examinations held in Physiotherapy this year, the students were asked to demonstrate treatments on patients in place of the models. This year the students were encouraged to form their Union under the auspices of which educational films were shown and some other social activities were also undertaken.

The O. T. Centre and School.—The O. T. Centre and School also showed satisfactory progress during the year. The total number of patients treated was 21,257 this year. The department undertook the preparation of blood filters of Nylon for the Shantilal Mathuradas Blood Bank, besides preparing crutches, splints, prosthesis, etc., for the patients. While under training, the students prepared 842 different articles, such as toys, etc. Nine students were awarded Diplomas of this school this year and 13 new students were admitted in the Junior class whereas 11 were taking training in the senior class.

Prophylactic Immunization Centre.—The Centre continued to work satisfactorily. An added responsibility of administering Anti-rabic treatment to a large number of patients was taken up by the Centre on account of the closure of the Anti-rabic department at the adjoining Haffkine Institute. The pressure of work was increased to a great extent and hence more staff had to be engaged to cope up with the same. The centre works from 3-00 P.M. to 5-00 P.M. on week days and from 9-00 A.M. to 11-00 A.M. on Sundays, so that the anti-rabic Injections are made available to the patients without a break. During this year, 25,689 patients coming from distant places like Colaba, Kalyan, Virar, etc., were treated. This includes 3,843 new cases. Immunisation against Typhoid, cholera, plague, diphtheria and small-pox was also carried out at the Centre.

Leprosy Clinic.—This Clinic forms an additional activity of the Skin and Venereal department of this hospital. Non-infectious cases of leprosy are examined and treated at the centre. A Medical Officer and a Social Worker from the Acworth Leper Home are mainly responsible for the work in the Centre. During the year under report, over 419 cases were examined and treated.

The Neurology Department.—This department administered treatment to 878 new out-patients, 5,073 old patients and 410 inpatients.

The Neurosurgical Department.—The Neuro-Surgeon, Dr. H. M. Dastur as the Surgeon incharge the department had to his credit 302 operations during the year.

The Electro-Cardiograph Department.—The department worked satisfactorily and took 2,620 electro-cardiographs during the year.

The Electro-Encephalograph Department.—This department continued its assistance in the diagnosis of Nervous and Psychiatric disorders in patients. 535 electro-encephalographs were taken during the year.

Nursing Staff.—During the year under report, 48 nurses were trained for Junior examination and 33 for Senior examination; out of which 25 and 24 nurses respectively passed out the examinations held by the Bombay Nursing Council. The total number of nursing staff was 332 inclusive of the supervisory staff. Two members of the nursing staff were sent to attend the Annual Conference of the Trained Nurses Association of India, held at Hyderabad. One member of the staff was deputed to undergo the training in Sister-Tutors course (Midwifery) at the College of Nursing, New-Delhi. The Nurses Welfare Fund was continuing its activities in several fields. Besides providing amenities to the members of the nursing staff a library has also been maintained through this fund.

Strike by the Labour Staff.—Along with the class IV employees of the Municipal Corporation, the members of the labour staff of this hospital were also on strike from 14th June 1958 to 21st June 1958 for asserting their demands of increased wages, scales, etc. During the strike period, the Medical, the Nursing and other staff of the hospital as also the students of the G. S. M. College and the P. T. and O. T. schools enthusiastically helped in the management and medical care of the hospital in-patients.

The K. E. M. Hospital and G. S. M. College Employees Co-operative Credit Society.—The Society worked satisfactorily during the year. It had 774 members on the roll with a share capital of Rs. 1,89,941.00 on 30th June 1958. A total sum of Rs. 4,26,360.00 was advanced as loans and a dividend of 5 per cent. was given to the share-holders. The accounts of the Society were checked by the Government auditors and it was given 'A' class certificate.

Amenities for Patients.—For the convenience of the hospital patients, a Gift-shop is run out of the Poor Box Charity Fund. Here, clean empty bottles and injections like Penicillin, Streptomycin are sold to patients at reasonable rates. A library for the use of the in-patients is also maintained with the help of Books and Magazines donated by philanthropic persons. Some magazines and daily papers are, however, purchased from the Poor Box Charity Fund. The books, magazines and newspapers are also taken to the wards in a wheeled trolley for the use of bed-ridden patients. A radio-set is also provided in the library room for the recreation of the patients.

Dr. Bhajekar Hospital for the Incurable diseases.—116 patients were admitted in the hospital during the year under report besides the balance of 24 old patients of the last year. Out of these 140 patients, 64 were discharged, 39 died leaving a balance of 37 patients for the next year. The daily average of inpatients in this hospital was 32. The total expenditure for the hospital during the year 1958-59 worked out at Rs.80,653.49 and the daily average cost per inpatient worked out at Rs. 6.89. For the treatment of the bed-sores of the many bed-ridden patients, a Mobile Kroymer Mercury Vapor lamp has been purchased.

For administrative convenience, the administration of this hospital has been handed over to the Dean, B. Y. L. Nair Charitable hospital from 1st March 1959.

Convalescent Home.—The construction of the Convalescent Home at a total cost of Rs.13,97,905 was completed during the year under report. A sum of Rs. 2,00,000 was contributed for the purpose from the Poor Box Charity Fund of the K. E. M. Hospital. The Home was informally opened for admission of patients from 1st August 1958. The ceremonial opening was, however, done on 24th March 1959 at the hands of the Mayor, Shri S. S. Mirajkar. It has an accommodation of 120 beds. Convalescing patients from the K. E. M. Hospital; the B. Y. L. Nair and the L. T. M. General Hospital, Sion are admitted in the Home. The ground floor of the Home provides accommodation for the Physiotherapy Centre and School. This helps the patients in the Home for the physiotherapy treatment. There is always a heavy demand for admission in this Home also. From the date of opening, 191 patients were transferred to the Convalescent Home from the three hospitals mentioned above. Out of these, 112 patients were discharged during the year, leaving a balance of 79 patients at the end of the year.

Family Health Centre.—This Centre also worked quite satisfactorily during the year. 783 members from 160 families were registered and 492 members were actually examined, investigated and advised. The Health Visitor paid 936 visits to the families during the year and gave them the necessary advice.

Children's Nursery.—A small room in the O.P.D. is provided with toys and pictures etc., and the parents are induced to keep their small children here, while they visit their sick relatives in the wards so as to avoid the risk of infections, if any to these young members. A nurse from the out-patient department is asked to look after these children.

Ambulance Service.—There are two ambulance cars in service at this hospital. Ambulance is available for bringing and taking the patients home at the schedule charges for those who can afford to pay the same and free of charge to the poor and deserving patients. The ambulance is available from 8-00 A.M. to 12-00 Noon and from 2-00 P.M. to 6-00 P.M. During the year under report, 203 poor and needy patients were taken to their homes free of charge.

Advisory Medical Board.—The Advisory Medical Board held 12 meetings during the year including one special meeting.

Staff Society.—The Staff Society held 10 meetings including one special meeting, where 8 papers on different subjects were read. Four issues of the Journal of Post-graduate Medicine published by this Society were issued during the year. A grant of Rs. 1,000 was paid to the Society by the Municipal Corporation.

Dr. B. N. Purandare Gynaec. and Obstetric Research Centre.—The above Centre was declared open by the Mayor Shri S. S. Mirajkar on 15-9-1958. The furniture and the other Laboratory equipments for the Centre valued at Rs. 13,000 approximately was donated by Dr. B. N. Purandare and the various research projects under taken by the Centre were assisted by pharmaceutical concerns such as Messrs. Ciba Pharma Private Ltd., Messrs. Unichem Laboratories, Messrs. Sarabhai Chemicals, etc. There are four Medical Research workers; six Technicians working at the Centre under the guidance of Dr. B. N. Purandare. Various research projects on subjects such as Endocrinology dysfunction, etc., concerning Gynaecological and Obstetrics problems were carried out at the Centre during the year.

Family Planning Centre.—A Family Planning Centre with 100 per cent. grant-in-aid from the Government of India was started at this hospital from 21st January 1959. Foam tablets for contraceptive purposes are issued at this Centre. Vasectomy operations are also performed in suitable cases. A series of 6 lectures were given by the Medical Officer on Family Planning for the Medical Internees doing their Gynaec term of studies.

Food Handler's Scheme.—As a step towards improving the hygiene in the city food handlers scheme to examine the persons handling food in the city hotels, etc., and to assess their fitness for that work was started from 1st October 1958. At this hospital upto 31st December 1958, 798 persons were directed by the Executive Health Officer for examinations, etc., Of them, 499 persons attended. 414 were found fit and 27 unfit. The remaining 58 persons did not report for further examinations.

Shantilal Mathuradas Blood Bank.—This Bank supplied 2,634 bottles of Blood for the needy patients. Various investigations pertaining to blood samples, sera, etc., were also carried out in the Bank. During the year under report blood samples were collected from donors for which a sum of Rs. 25,706 was spent from the Poor Box Charity Fund.

Dr. Jivraj N. Mehta Pharmaceutical Laboratory.—The Laboratory continued to work satisfactorily. During the year 44,603 transfusion bottles of 500 c.c. each and 5,985 ampoules of 10 different types of injectables were prepared in the laboratory. The total approximate cost of these items was Rs. 72,020. 60 litres of different stains and other solutions for use of the ward and research laboratories were also prepared. 49 samples of drugs, etc., were analysed out of which 13 failed to compare with official requirements.

Donors.—Many philanthropic persons and institutions donated articles such as milk powder, fruits, etc., for the use of the patients for which sincere thanks are due to them.

Certificates.—During the year, the hospital issued 18,229 certificates to various applicants and realised a sum of Rs. 5,618.50 as fees for certain of these certificates.

School Clinic.—The expanded School Clinic at the K. E. M. Hospital examined and treated 2,801, new and 17,747 old cases. The common complaints in these children were anaemia, bronchitis, tonsillitis, etc., 214 children were operated in the aural department. Refraction was done and glasses recommended to 224 children, while 30 children were admitted in different wards of this hospital for various kinds of investigations. The total expenditure on the School Clinic amounted to Rs. 47,500 approximately.

Visitors.—Many prominent persons from different countries visited this hospital and the associated College during the year. Some of them gave interesting lectures and also demonstrated certain operation techniques which were very illustrative.

Expenditure.—The expenditure incurred on the maintenance of the hospital during the year 1958-59 including liabilities amounted to Rs. 36,30,445 approximately as against Rs. 33,13,867 in the previous year.

The average cost per inpatient per day during the year was Rs. 9.49 as against Rs. 9.70 and Rs. 8.06 in the previous two years respectively while the average cost per inpatient admission was Rs. 94.97 as against Rs. 94.84 and Rs. 96.59 in the previous two years. Similarly the average cost per out-patient attendance was Rs. 1.04 as against Rs. 0.92 and Rs. 1.19 during the previous two years respectively while the average cost per out-patient admission was Rs. 3.50 as against Rs. 3.04 and Rs. 3.12 for the last two years.

The above expenditure did not include the amount of Rs. 74,236.01 spent from the Poor Box Charity Fund of this hospital for the purchase of medicines, injections, etc., given to the poor and deserving patients as against Rs. 50,180.83 during the previous year. In addition to the above, articles such as artificial limbs, crutches, spectacles, etc., were also supplied to the poor patients either free of charge or against part payment of the cost. During the year, donations to the extent of Rs. 29,339.16 were received as against Rs. 24,550.12 in the previous year. The collection from the collection boxes kept in the wards and departments however amounted to Rs. 7,985.21 as against Rs. 9858.55 in the previous year.

Thanks are due to all the donors who have contributed their mite to the Poor Box Charity Fund of the hospital which goes a long way towards helping the medical relief for the poor and the needy.

BAI YAMUNABAI L. NAIR CHARITABLE HOSPITAL.

1. The number of beds available for men, women and children during the year was 336. The total number of in-patients admitted during the year was 17,474 as against 14,735 and 13,650 in the two previous years. Out of the total number of 17,862 in-patients (17,474 admitted during the year under report and 388 previous year's balance) 8,398 were cured, 5,240 were relieved, 2,467 either left the hospital against medical advice or were otherwise discharged and 1,334 died leaving a balance of 423 patients at the end of the year.

The maximum number of in-patients on any single day was 450 and the daily average worked out to 383.92. The average number of days each patient was resident was 8.59 against 8.51 in the previous year. The average cost per patient was Rs. 7.97 against Rs. 7.15 and Rs. 7.14 nP. during the previous two years.

2. The total number of out-patients' attendance excluding casualty patients during the year was 2,85,315 against 2,73,225 of the previous year which gave a daily average of 980.29 against 932.62 of the previous year. The highest number of out-patient attendance on any one day was 1,480 as against 1,509 in the previous year.

3. The total number of operations performed on in-patients and out-patients during the year was 6,183 and 10,749 respectively as against 4,727 and 5,801 in the previous year.

4. The Out-patient sections of the Departments of Cardiology, Gastro-Enterology and Preventive and Social Medicine continued to work during the year under report.

5. The Poor Patients' Fund continued to provide deserving patients with such needy relief as could not ordinarily be given out of the Municipal Funds. The total amount of collection was Rs. 56,752.58 out of which the amount spent was Rs. 33,674.56 while contributions during the year by way of collections from out-patients and ward boxes amounted to Rs. 16,964.02.

6. The Dr. Bhajekar Municipal Hospital at Khetwadi, which was under the administrative supervision of the Dean, K. E. M. Hospital has been taken over by the Y. L. Nair Charitable Hospital with effect from 1st March 1959.

TOPIWALA NATIONAL MEDICAL COLLEGE

The College had 342 under-graduate students on the roll at the end of the year out of which 95 were lady students. Besides there were 74 post-graduate students including 8 lady students. 69 students passed at the final M.B.B.S. examination held during the year 1958 and 9 students at the various other examinations.

A total expenditure of Rs. 5,06,910.00 was incurred during the year as against Rs. 4,04,600 in the previous year. The total income received on account of fees etc., from the students amounted to Rs. 1,32,970 as against Rs. 1,33,329 in the previous year.

The total number of students residing in the hostel was 62. Arrangements to accommodate the lady students in the Grant Medical College Hostel continued during the year. The total expenditure incurred for the hostel was Rs. 15,820.00 while the income was Rs. 5,252.

The construction work of the new hostel building is completed and the hostel will be occupied in June 1959.

The work of new College building was accelerated during the year, and the building is expected to be ready for occupation by November 1959.

THE NAIR HOSPITAL DENTAL COLLEGE, BOMBAY 8.

The College has 76 Dental Chairs, 52 Electric Dental Units, 4 well equipped Laboratories, 2 Dental X-Ray Units, 3 Micro-Surgical Units, 2 Nitrous Oxide Apparatus, 6 Microscopes, 1 Cinema Projector, 1 Epidiascope, 1 Fully equipped Operation Theatre and other equipment to give dental treatment on modern lines and also provides facilities for teaching Dentistry. There were 216 students including 28 Lady Students on the roll. 29 Regular students including 4 lady students appeared and 25 including 4 lady students passed the Final B.D.S. Examination. 40 L.D.Sc., students including 6 lady students also appeared for the Condensed B.D.S., Examination and 28 students including 5 lady students passed the same. The admission standard for the students is Inter Science (B-Group) Examination of the Bombay University or an examination equivalent to it and the course extends over four years. The College also runs a Dental Clinic which treats patients at a nominal cost and supplies artificial teeth. During the year, 64645 patients were treated as against 58697 in the preceding year. The total expenditure incurred was Rs. 2,59,850 as against Rs. 2,10,347 in the previous year; and the total revenue by ways of fees from students and patients was Rs. 1,02,727 as against Rs. 86,299 during the previous year.

The College has an Academic Council to look after the Academic affairs. There is also an Advisory Dental Board which advises the Dean and the Municipal Commissioner in the policy to be followed by the College and in matters of administration referred to them by the Dean or the Municipal Commissioner.

LOKMANYA TILAK MUNICIPAL GENERAL HOSPITAL, SION

1. The bed accommodation of this hospital was increased from 350 beds to 370 beds as per C. R. No. 811, dated the 28th October 1958. The beds were distributed as 300 for non-paying patients, 50 for paying patients and 20 for B.E. S. T. employees. 21,561 patients were admitted during the year as against 20,525, 18,873 and 16,926 during the preceding three years. The highest number of in-patients on a single day was 520. The daily average number of in-patients was 426.3 as against 415, 405.2 and 387.6 during the preceding three years which shows an encouraging increase and indicates that more and more people are inclined to take treatment at this Institution. The average number of days each patient was a resident was 7.25 as against 7.3, 7.8 and 8.35 during the preceding three years.

2. The total number of in-patients treated was 22,031 including 470 of the previous year. Of the 22,031 inpatients, 13,878 were treated for medical and surgical complaints and 8,153 for maternity and gynaec complaints.

3. The total number of operations performed on in-patients was 7,793 as against 7,225, 5,751 and 5,191 during the preceding three years. The average cost per in-patient on diet per day was 1.04 as against 0.98 nPs., Rs. 1-0-4 and Rs. 0-15-6 during the preceding three years.

4. The total number of new out-patients was 1,34,030 with a daily average of 445.2 as against 1,21,978 and 394.7; 1,02,146 and 330.5 and 90,611 and 292.29 respectively during the preceding three years. The total number of out-patients attendance was 5.79 lacs with a daily average of 1925 as against 4.84 lacs and 1567.5 4.44 lacs and 1435.2 and 3.89 lacs and 1235.35 respectively during the preceding three years. The highest number of out-patients attendance on a single day was 2602 as against 2508, 2413 and 2442 during the preceding three years. The total number of operations performed on out-patients was 6770 as against 7355, 6986 and 6223 in the preceding three years. 28112 accident and other emergency cases were treated in the Casualty Department as against 24,261, 20,553 and 18,299 in the preceding three years.

The paying-Bed Scheme started from 1st September 1951 was working satisfactorily. The number of patients admitted in the general and special rooms during the year was 1812 as against 1857, 1643 and 1239 in the previous three years. 272 major and 357 minor operations were performed on paying patients as against 315 and 319, 259 and 338 and 267 and 164 respectively during the preceding three years.

The Pathological and Bacteriological investigations in respect of 44,840 in-patients and 48,346 out-patients were carried out in the laboratory of the hospital as against 47,556 and 33,567, 27,952 and 32,107 and 35,075 and 12,632 respectively during the previous three years. 264 autopsies were performed during the year.

The hospital has a library with latest publications of modern medical science. 75 books on medical subjects and two books on non-medical subjects were purchased during the year bringing the total number of books to 637.

The Poor Box Fund at the close of the last year was Rs. 1,25,737.27 as against Rs. 1,16,091.73 in the previous year. During the year a sum of Rs. 73,780.54 was collected from the charity boxes and by way of donations etc., and the expenditure amounted to Rs. 72,146.99. A balance of Rs. 1,27,370.76 remained in the Poor Box Fund at the close of the year.

Nurses Training School 27 Student nurses admitted for training in Midwifery course were sent up for examination in Midwifery and all were declared successful. One staff nurse was sent to the College of Nursing, Delhi for attending a course of training for Ward Sister. One Sister was deputed for a Refresher Course " sponsored by "Refresher Course" W. H. O.

The hospital was attached to the T. N. M. College for clinical instructions to under-graduate students. The hospital is affiliated to the University of Bombay and recognised for training for post-graduate as well as under-graduate students. Post-graduate students are admitted for hospital practice on payment of fee of Rs. 15.00 per mensem.

The staff of the Department of Anaesthesia working in close collaboration with other departments of surgery, midwifery, gynaecology etc., gave anaesthesia in 6509 cases during the year under report.

GROUP OF TUBERCULOSIS HOSPITALS. SEWRI

The Group of T. B. Hospitals at Sewri, entered 12th year of its existence in the year 1958. The total number of beds at these Hospitals continued to be 458 (270 males and 188 females). In addition to this, 100 beds were reserved at Sarvodaya Hospital at Ghatkopar, as was done in the previous year. An Isolation Centre with 88 beds, which was established in 1957 was continued and the total number of beds for T. B. under the control of the Corporation was 646 (389 males and 257 females). The total number of cases treated at the G. T. B. Hospitals, was 3,195 (including 443 of the previous year) as against 3,431 of the previous year. The total number of surgical operations like Thoracoplasty, Lobectomy, Pneumonectomy, Phrenic evulsion, special examinations like Bronchography, Bronchoscopy, Laryngoscopy, Oesophagoscopy, etc., performed at the G. T. B. Hospitals was 592 as against 671 during the previous year.

The follow-up of the discharged patients and giving A.P. and P.P. refills to them were continued at the G. T. B. Hospitals as before. The total number of such A.P. and P.P. refills given during the year was 17 and 19,941 respectively, as against 152 and 26,313 for the previous year. There were 485 new admissions to the out-door A.P. and P.P. refill department during the year under report, as against 653 during the previous year.

The total expenditure incurred at the G. T. B. Hospitals during the year was Rs. 12,11,791.20. Additional expenditure incurred on the patients admitted on the reserved beds at the Sarvodaya Hospital, Ghatkopar, was Rs. 1,82,140 plus Rs. 10,000 for medicines.

The Poor Box charity collections including fees for medical opinion certificates received at the G. T. B. Hospitals during the year was Rs. 5,527.28 and a sum of Rs. 4,395.28 was spent on blood transfusion to the poor and deserving patients.

A monthly donation of Rs. 100 to the Poor Box Fund was regularly received from the British India Steam Navigation Co. Ltd. Other Sundry gifts such as milk powder, rice, wheat, etc., were received, from the Committee on Relief and Gift supplies, Bombay, and His Eminence the Cardinal through Rev. Ignitius Lobo, Bombay. Rs. 300 were received from Shri Prabhu Bhakta for blood transfusion.

266 new cases were admitted at the Isolation Centre at Dadar during the year under report.

48,069 new cases attended at the various Municipal T. B. Clinics during the year. Out of them, 15,603 were of Pulmonary Tuberculosis and 32,466 were non-tuberculosis. Total attendance at the Clinics including the old cases was 87,728.

Primary A.P. and P.P. induced at the Clinics was 182 and total number A.P. and P.P. refills was 18,462.

EDUCATION

At the close of the year, there were 2,94,632 pupils in 558 schools and 91 classes in Greater Bombay, the number in the City being 2,18,746 in 373 schools and 46 Classes; in the Suburbs 59,023 in 136 Schools and 30 Classes and in the Extended Suburbs 16,863 in 49 Schools and 15 Classes. The corresponding figures for the previous year was 2,75,984 pupils in 544 Schools and 84 classes which was made up of 2,08,153 pupils in 364 Schools and 46 Classes in the City, 52,175 pupils in 124 Schools and 34 Classes in the Suburbs and 15,656 pupils in 56 Schools and 4 Classes in the Extended Suburbs. It will thus be seen that there was a net increase of 18,648 pupils in Greater Bombay during the year. The highest number of pupils on rolls was 3,12,988 at the end of August 1953. The number came down to 2,94,632 at the end of March 1959. The average attendance of pupils throughout the year was, 2,57,944 (1,94,754 in the City Schools, 49,520 in the Suburban Schools and 13,670 in the Extended Suburban Schools) as against 2,36,796 in the previous year. The total number of teachers in the Municipal Schools at the end of the year was 8,001 out of whom 7,698 were ordinary teachers and 303 were special teachers as against 7,316 teachers out of whom 7,017 were ordinary teachers and 299 special teachers in the preceding year. Out of 7,698 ordinary teachers, 6,813 were trained as against 6,095 out of 7,017 in the previous year. Thus the percentage of trained teachers was 88.6 as against 86.8 in the preceding year.

The Class-room Formula which was approved by the Education Committee in August 1953 to determine the number of teachers was continued during the year under report. According to this formula, the number of teachers is fixed according to the number of Class-rooms in actual use (including rooms used twice in Double Session Schools) so as to ensure one teacher for each Class. The then prevailing basis of granting additional teacher to larger schools was also revised allowing only one additional teacher to each school having an average attendance of 500 or more. It was desirable to gauge the full implications of the Formula after carefully observing its working for a considerable time, so as to arrive at a final decision to accept it as a permanent measure after necessary modifications in the light of experience gained so far, for determining the assignment of teachers to Schools. It was observed that on the basis of the leave admissible to teachers, a leave reserve of 3½ per cent. of the total number of teachers should be adequate. Hence, the percentage of leave reserves has been reduced from 7½ per cent. to 3½ per cent.

Information regarding the work done by the Research Unit is given in the report of the Research Officer printed separately.

During the year, the syllabus of studies was divided month by month for the guidance of teachers and for facilitating gradual completion of studies in time as per Schedule. Teaching Aids on different subjects were supplied to the schools in order to make teaching more interesting. Monthly tests were continued to be taken of pupils of Standards IV to VII and weekly tests of those of Standards I to III. Double Promotion Examinations were held so as to encourage really extra-ordinarily bright and over-age pupils.

In all 15,638 pupils from Municipal Schools appeared for the Primary School Certificate Examination 1959 and of them 5,848 were declared successful.

Some of the main factors which hampered, *inter alia*, the progress of pupils were largeness of certain classes, lack of suitable buildings, inadequate facilities to pupils to study at home and economic conditions of the parents.

Schools with big class-rooms sometimes had 60 to 65 pupils in a class rendering it unwieldy and unmanageable for the teachers. The standard of education thus suffers and especially it is so in the case of schools run in hired residential premises. The evils of Double Sessions, etc., raised the question of adequate accommodation for schools and it is hoped that an exhaustive programme of new building construction which has now been taken up would improve the situation to a large extent in a few years.

The number of Municipal-owned school buildings at the end of the year was 79 of which 38 were in the City and 41 in the Suburbs. There were 25 Municipal-owned school buildings in the Extended Suburban area. The rest of the schools were housed in rented buildings.

The unsatisfactory condition of rented buildings continued to be a great handicap especially for want of proper and timely repairs on the part of the reluctant landlords thereof. Though the Department is alive to the urgency of the problem much still is required to be done in this direction and it is hoped that better results would be shown in this matter in the next few years.

Besides imparting education in the three.....Rs, the Corporation also imparts Vocational Education. There were 23 Vocational Classes in 11 Vocational Schools which prepare pupils for Primary School Certificate Examination with the subject of Craft as one of the compulsory subjects. Carpentry and Tailoring are also taught in the schools. Other subjects taught are Sewing, Embroidery, Tailoring, Printing, Book-binding Repairing of Clocks, Sign-Board Painting and Carpet Weaving. In all 5,168 pupils were attending these Classes out of whom about 1,984 pupils received instruction in Carpentry and 1,383 in Tailoring.

The Rahimtulla Currimbhoy Urdu Training Institute for Women continued to function as usual. In order to give facilities to untrained teachers in Municipal Schools to get themselves trained, the Corporation started two Training Classes—one for Gujarati Male teachers and the other for Urdu Male teachers at Gilder Tank and R. C. Mahim Urdu School, respectively. The Classes were started from July 1958.

Till this time fees were charged for Upper Primary Standards. The Corporation decided to abolish the fees in Upper Primary Classes and hence no fees were charged since April 1953 in Municipal Schools.

At the close of the year, there were 338 Aided Schools in Greater Bombay (226 in the City, 67 in the Suburbs and 45 in the Extended Suburbs) as against 334 in the previous year. The number of pupils in these Aided Schools was 93,118 as against 87,928 in the previous year. The number of Recognised Schools not receiving Grant-in-Aid was 72 with 14,681 pupils as against 56 with 11,314 pupils in the previous year.

The total number of teachers in Aided Schools including 483 Special Teachers was 3,187 as against 3,031 in the previous year. The total amounts of Grants recommended for payment to Aided Schools was Rs. 4,70,015 for the city and Suburbans Schools and Rs. 49,035 for Extended Suburban Schools.

The average cost per pupil calculated on the average number of pupils on the Rolls in the Aided Schools worked out to Rs. 73.0 in the City, and Suburbs and Rs. 52.5 in the Extended Suburbs. The average cost per pupil to the Corporation by way of Grant was Rs. 6.0 for City and Suburbs and Rs. 4.8 for Extended Suburbs.

A Revised Grant-in-Aid Code, which was prepared and submitted to the Education Committee as mentioned in the previous reports is practically finalised by the Committee and the same will be put into force after obtaining sanction of the Corporation and the State Government, in due course.

The work of enforcement of compulsion was being looked after by the Assistant Special Attendance Officer with the help of Superintendents of Municipal Schools and their Subordinate Supervisory Officers.

As required by Rule No. 5 of the Rules framed by Government under Section 18 of the City of Bombay Primary Education Act, as amended upto-date, a Census of non-attending children of school-going age i.e., from 6 to 11 years as well as those aged 3 to 6, was carried on in August 1957 and the next Census will be taken in the year 1960-61.

Physical Education was imparted in almost all schools on the lines of the curriculum laid down by Government with suitable modifications. The number of pupils taking Physical Education in Greater Bombay was, 2,89,464 out of 2,94,632 pupils. Mass Drill Displays were held at six centres—three in the City, two Displays in the Suburbs, and one in the Extended Suburbs—wherein about 10,000 pupils participated. Annual Sports were also held as usual. To train the teachers in the Physical Education, Physical Training Class was held at Gilder Tank and 97 teachers took the benefit of it.

The National Discipline Scheme which was put in force on 22nd November 1956 at two Centres—Dongri and Bandra—made good progress during the year under report. Two demonstrations were held, exhibiting the Physical feats, by the pupils under-going the training under the Scheme.

The Municipal Boy Scouts and Girl Guides Associations continued their activities vigorously as before. The usual activities such as week-end camps, social work, etc., were carried out during the year. The National Scout Week and the Annual Scout Sports and Rally were also held as usual. A Preliminary Training Camp and Patrol Leaders' Training Camp for Guides were organised during the year under report. For the first time, Scout/Guide Centres were started for a period of few months at 8 different Centres.

During the year, the Central Library for teachers contained 19,369 books and a good number of teachers took advantage of the same. The daily average attendance in the Library was satisfactory. The School Health Service under the Executive Health Officer was continued as before for the benefit of the children of Municipal Primary Schools. Medical Examination of 97,517 pupils was taken by the Medical Inspection Department during the year. Free Medical treatment was given at the Municipal Dispensaries and at the Central School Clinic at the K. E. M. Hospital and at the various Vaccination Centres. Free milk and snacks were supplied to about 52,140 undernourished children in the City Schools and 11,850 in the Suburban Schools during the year.

Various extra-curricular activities such as Vacation Libraries in the Summer Vacation, Sharad Utsav, School Anniversaries, Excursions, Co-operative Stores were carried on as usual during the year under report.

The average yearly cost per pupil in Municipal Schools calculated on the number of pupils on Rolls was Rs. 71.48 in City, and Suburbs and Rs. 32.69 in the Extended Suburbs.

The income side of the Education Fund is more or less fixed. The Corporation's contribution is restricted and so also the Government Grant. Other sources contribute a very negligible amount to the total receipts of the Education Fund. Hence, with inelastic source of revenue on one hand and ever increasing demands for more and better equipped schools and educational facilities for the increasing Student population on the other, the Corporation finds it very difficult day by day to cope with even the urgent needs of the Primary Education Department. The Corporation, therefore, decided to levy the Education Cess for augmenting the income.

RESEARCH UNIT

The Research Officer carried out the following studies during the year.

(1) A study of the various aspects of the problems arising out of the high incidence of wastage and stagnation was undertaken. The causes of stagnation, the subjects in which children fail at different levels, relations between age and attainment, relation between stagnation and wastage and such other allied topics were under investigation. Out of the 6,400 children enrolled from 1950 onwards in different years—2,000 were traced and followed-up falling in six groups—Children enrolled in 1950 and in each successive year from 1953 to 1958 to be followed for four to seven years. The sample included about 4,000 Marathi, 1,200 Gujarati, 650 Urdu and 600 Hindi speaking children.

(2) A pilot study was undertaken in the Delisle Road and Naiggaum areas to find practical ways and means to get compulsory age children to school and to ensure regularity in their attendance. The Officers of the Research Unit were able to get 78 per cent. of the non-attending children to school. The attendance of these children was found to be satisfactory. Personal contact with parents was largely responsible for making this possible.

(3) Intelligence Testing was continued during the year under review, as an aid to recruitment of primary teachers. As many as 1,499 Marathi, Gujarati and Urdu Candidates were tested. In addition a comparative study to see the relation between intelligence score and teaching work was carried out. The study revealed that the teachers who were in the high group were better teachers than the ones in the low group.

(4) The educational implications of short session classes of Standard I and II were taken up for study. 1,042 children from 13 Municipal schools from City, Suburbs and Extended Suburbs were given specially prepared tests in Arithmetic, Writing Reading and Comprehension. An analysis of the data collected is in progress.

(5) A handbook of suggestions for teachers of Standard I has been prepared to give practical help to teachers in their day to day work. It is divided into three parts giving the theoretical, practical and evaluate approach to the teaching of Standard I children.

XIV—PUBLIC HEALTH DEPARTMENT

Area and Population.—The vital statistical rates in this report are based on the 1951 Census Population figure, *viz.*, 23,29,020. The mid-year estimated population was 33,77,000. The area of the city is 26.189 square miles (16,751.42 acres) with the population density of 139 per acre.

VITAL STATISTICS

Birth and Death Registration.—67,069 live-births and 31,372 deaths were registered during the year. The rates of births and deaths per 1,000 of the census population were 28.8 and 13.5 respectively and they were 19.9 and 9.3 per 1000 of the mid-year estimated population. Still-births totalled 3,102 *i.e.* 4.6 per cent. of live births.

Infant Mortality numbered 8,153 which was 333 more than in the preceding year. The infantile death rate (per 1,000 live births registered) was 121.6. Excluding the deaths of out-born infants, the infant mortality rate was 108.9. Diseases of the respiratory system, infantile debility and premature births caused 6,049 or 74.2 per cent. of the infantile deaths.

Maternal and Child Welfare Service was rendered through the five Maternity Homes in the City with their 5 main and 10 subsidiary clinics. Each subsidiary clinic worked two days every week and the five main clinics worked thrice every week. The maternity and child welfare unit at Dharavi was conducted by 2 Resident Health Visitors under the supervision of the medical officer, Cadell Road Maternity Home.

There was an addition of 35 beds to the total schedule bed-strength of 129 beds in the Municipal Maternity Homes, with the opening of a new maternity home at Naigaum on the 2nd October 1958. The heavy demand on the bed accommodation caused as before, some overcrowding of maternity cases during the peak season.

The 22 health visitors of this Service paid 44,534 domiciliary visits in their respective districts and conducted 6 confinements at homes during the year, while the medical officer personally visited 2,546 cases.

The number of confinements that took place in the 6 Municipal Maternity Homes having a total of 164 beds was 9,688, i.e. 13.8 per cent. of the total confinements in the city during the year.

The City has a total of 2,558 maternity beds in the various institutions, of which 164 i.e. 6.4 per cent are in the Municipal institutions.

B. C. G. Vaccination. was given to 6,339 new-born babies at the 6 maternity homes.

The Maternal Mortality Rate recorded during the year was 1.4 as against 1.5 in the previous year.

Birth Spacing on Medical Grounds.—The total attendance at the 19 family planning clinics was 9,178. 7,322 women were given advice and supplied with appliances free of charge.

Infectious Diseases.—An epidemic of *Small-pox* was declared towards the end of January 1958, which subsided by the 1st week of June 1958. A total of 10,880 cases of infectious diseases were reported as against 9,002 in the preceding year, the excess having been due mainly to the epidemic of Smallpox. *Plague* was absent. *Cholera* caused 2 attacks (including 1 originating in other local area of India). *Smallpox* caused 2,916 attacks (including 62 cases originating in other local areas of India) and 783 deaths, and *Enteric Fever* caused 2899 attacks (including 88 cases originating in other local areas of India and 1 imported) and 262 deaths, while *Diphtheria* caused 3,593 attacks (including 216 cases originating in other local areas of India) and 140 deaths.

Immunization.—During the year, 14 persons were inoculated against plague, 30,351 against cholera and 1,71,238 against enteric fever. Primary vaccinations and re-vaccinations done against smallpox were 68,003 and 10,75,866 respectively, as against 73,767 and 14,01,329 respectively in the preceding year.

Isolation.—The total number of patients admitted in the City Fever Hospital, Arthur Road, was 23,871. The daily average bed-occupancy was 657.

Leprosy.—The control of leprosy in the city is exercised through the Acworth Leprosy Home, Wadala. This includes an outpatient clinic, the cost of conducting which is chiefly borne by this Municipality. The Home provides in-patient treatment to 396 patients (284 males and 112 females).

The average daily attendance of patients at the out-patient clinic was 262.7 and the number of new patients treated during the year was 2,945.

Contact Examination.—1,389 contacts were examined at their homes and 931 were persuaded to attend the clinic where they were further examined. 60 of the contacts were discovered to have leprosy lesions and 141 who interrupted treatment at the clinic were persuaded to resume treatment. In all, 5,004 domiciliary visits ('first' 718 and 'Subsequent' 4,286) were paid by the health visitors during the year. Case detection was also done at the Municipal free dispensaries. The five centres opened on the 1st November 1955 under the Greater Bombay Leprosy Control Scheme, including one in the Suburbs, continued to function as diagnostic and treatment centres. Two additional centres were started from the 1st May 1958, one at Mulund and another at Ghatkopar.

Malaria was registered as the cause of 2 deaths as against 4 in the previous year and the number of persons 'treated for Malaria' at the Municipal dispensaries was 'nil' as in the preceding year.

Tuberculosis took a toll of 2,391 lives and the death rate of T.B. was 1.0 per 1,000 of population.

Venereal Diseases.—A total of 19,713 venereal cases was treated (males: 17,282 and females: 2,431). During the year, 24,073 persons availed of the eight prophylaxis centres, the average daily attendance for treatment and prophylaxis being 838.7.

Medical Relief.—The number of new cases treated at the 26 dispensaries and one mobile dispensary unit was 4,45,095 as against 4,61,202 in the previous year. The total attendance numbered 21,66,815 as against 21,39,743 in the preceding year. Dispensaries for women and children were conducted by three part-time lady doctors at 6 general dispensaries, each thrice a week. The number of new cases treated at these dispensaries was 7,722 as against 8,180 in the preceding year. The total attendance of patients was 93,487.

The Bai Lingubai Eye Dispensary was conducted at Kamathipura along with the Bhoomaya Poshety Ashanoli Free ophthalmic Hospital. The hospital has an accommodation of 12 beds, 6 for males and 6 for females, and also a modest yet well-equipped operation theatre. The total number of new cases treated during the year was 12,344 including 259 in-patients. The total attendance of patients was 82,908.

Health Education and Propaganda.—Health exhibitions and health education film shows on various health subjects were arranged by the Public Relations Department. The propaganda van fitted with a public address system assisted in the mass vaccination and inoculation campaigns. The Department carried out health weeks and cleanliness campaigns. Posters, health charts, placards, etc., were exhibited.

School Health Work.—In all, 82,543 children, (44,448 boys and 38,095 girls) and 32 special cases were medically examined. Of these, 70,098 were found to have one or more ailments. Of the total defects found, 26.67 per cent. were "general debility," 22.23 per cent. "dental defects," 14.91 per cent. "throat trouble," 20.97 per cent. "enlarged lymphatic glands," 3.43 per cent. "skin diseases," 3.10 per cent. "eye troubles" and a small per cent. "defective vision," "defect in nose," etc.

The total number of cases of school children treated at the School Clinic at the K. E. M. Hospital was 18,887 out of which 2,618 were new cases and 16,269 repeated cases.

418 sets of emergency outfits were supplied to Municipal Schools and Classes. 252 pupils with errors of refraction were supplied with appropriate pairs of spectacles free of charge. Out of 157 suspected cases of leprosy amongst the school children, 123 cases were found to be negative, 18 cases were kept under observation and 16 were found to be positive cases and hence were prevented from attending the schools. 1,047 children suffering from other skin diseases such as scabies, ring-worm, etc., were treated in schools. Talks on different health subjects were given by the school medical officers and school health nurses. 499 children were taken to and treated at the Municipal dispensaries.

A daily free milk feed of 6 ounces of pasteurized toned milk was given to 52,140 weak and undernourished children on every school working day, from 7th August 1958 to 2nd October 1958, and from 3rd October 1958 they were given snacks also in the form of chikki or fruits. Fruits were given on Mondays and Thursdays and chikki on the remaining days of the week.

Food Sanitation.—The number of inspections made during the year by the inspectorial staff of the health department at the premises of milch cattle stables, dairies and milk shops, eating houses, aerated water works and other premises where food is prepared and/or sold was 928, 5324, 25556, 432 and 8493 respectively. 1402 persons importing milk in the city were checked, of whom 485 were found to have no licence and 172 were found carrying milk in cans without covers. Besides, 117 were found with grass rings in their milk vessels, and statutory action was taken against all of them.

Prosecutions were instituted in 24 cases of hawkers found selling milk in streets without licences. The total number of persons prosecuted for conducting milk shops without licence and those for breaches of the milk shop licence conditions was 57 against 717 in the previous year. The mobile food-raid squad continued to take samples of milk and food-stuffs by surprise. Prosecutions were launched in respect of 855 samples of milk and food stuffs, found adulterated, out of the total of 1,563 samples taken by the squad during the year. The appointments of Food-Inspectors under the Prevention of Food Adulteration Act, were to be notified by the Government. Only 4 Sanitary Inspectors (Food) were collecting samples from all over the City from May 1958 onwards. The Mobile Squad carried out 2,188 inspections of dairies, milk-shops, eating-houses, etc., destroyed 2,647 lbs. of exposed and unwholesome food and instituted prosecutions in 219 cases for exposing food.

Municipal Laboratory.—25,652 samples were examined during the year as against 25,429 in the previous year. Of these, 11,533 were examined chemically, 2,937 clinically and 11,182 bacteriologically. The samples examined chemically included 6,640 of milk and curd, 248 of ghee, 908 of butter, 3 of vegetable products and 2,189 of other articles of food. Out of the samples examined under the Prevention of Food Adulteration Act,

1954, 2,543 samples of milk and curds, 403 of ghee and butter, 151 of oils, 124 of prepared tea and 318 of other food articles were found non-genuine resulting in prosecutions and conviction of the offenders.

MUNICIPAL PRINTING PRESS

During the period under report, Paper weighing 263½ Tons was purchased from the market to meet the requirements of the various departments. The total number of printing jobs executed by the Press were 8089 and the number of pages printed were 42,836 as against 9177 jobs and 38,151 pages in the preceding year, including 21 jobs and 1600 pages during the year and 37 and 1570 Pages during the preceding year for the B. E. S. T. undertaking.

The total quantity of paper consumed during the year under report was 209 Tons against 226½ and 202½ Tons in the preceding two years.

The transactions of the Press for the year closed with a surplus of* Rs. 7,468 on the total turnover of Rs. 11.95 lacs against the surplus of Rs. 16,827 and Rs. 8,636 and the turnover of Rs. 10.43 lacs and Rs. 9.75 lacs for the previous two years.

The work of implementing the recommendations of Messrs. Ibccon Ltd., on the re-organisation of the Press continued during the year under report.

The Labour Staff as on 28th February 1959 consisted of 228 workers as against 227 and 230 on the same date in the last two years.

LEGAL DEPARTMENT.

During the year under report the Department continued to attend to contested matters and other proceedings in the High Court, City Civil Court, Small Causes Court and Police Courts. During the year, the Department received 9273 files, addressed 1760 letters to outside parties or their legal advisers and gave advices on 178 documents. Corresponding figures for the preceding year were 7866 files 1765 letters and 110 documents. The report contains figures of High Court Suits as well as number of documents such as—Conveyances etc., that were completed.

The income by way of costs recovered—amounted to about Rs. 20,000/- and the expenditure to about Rs. 73,632.33 nP.

LABOUR DEPARTMENT.

During the year under report, there were 9 Unions of Municipal Employees with a total membership of 19,659. The total number of labour staff employed in 8 main departments of the Corporation was 33,384. Labour relations were not satisfactory and there were strikes and stoppages of work. In all 18 Joint Councils were functioning during the year. They generally discuss problems of mutual interest and has helped to create harmonious relations between the Administration and the Labour. The Labour Officer dealt among other things 1,991 individual grievances of the municipal employees of the various Municipal Departments.

Under the Scheme for Scholarship 274 applications were received for scholarships and 159 scholarships were awarded at a total cost of Rs. 18,572 per annum. 485 applications were received for medical assistance and help to the extent of Rs. 19,865 was given in 369 cases.

The Welfare Branch of the Department organized recreational, educational and other activities for the benefit of 20,000 municipal workers and their departments through 26 Welfare Centres. A small Maternity Unit was also conducted for the benefit of the employees living at the Chembur Labour Camp.

The Labour Officer also attended to the hearing of day-to-day offence reports of all Municipal Hospitals and Fire brigade Staff.

PUBLIC RELATIONS DEPARTMENT

Publicity Section

The Public Relations Department as a publicity organ of the Corporation gave wide publicity to various activities of the Corporation, by releasing press notes and supplied information about the various services rendered by the Corporation, to organisations outside Greater Bombay. Illustrated material was also supplied free of charge to individuals and institutions requiring the same within the limits of Greater Bombay. Besides publication of a booklet containing the names, addresses and telephone numbers of

* The figure indicates working surplus. The work is charged on the basis of actual cost. The Press does not work with a view to making a profit.

the Councillors, a Civic Diary for the year 1959 was published and it contained over 50 pages of useful information about the working of this great Local Self Governing Body in addition to the diary. Two information counters one in the old Head office building and the other in the new building which have been placed at the disposal of this department from the beginning of the year under report were found very useful in giving assistance to public by supplying them with the information and guidance required.

This department also disseminated knowledge on health, hygiene and cleaner living among the citizens through popular media of propaganda such as posters, leaflets, health exhibitions, film shows, cleansing campaigns, etc. It also participated in various celebrations such as World Health Day, Prohibition Week, Social Education Week, Fire Prevention Week, Republic Day, Mayor's Fund Week organised by Government, Semi Government and Social Organisations. During the annual fairs held in different parts of the City, opportunity was taken by this department to carry out health propaganda and the Public Health Department was assisted in its campaigns against communicable diseases and drives against exposed food.

" TEST AUDIT DEPARTMENT "

Test check of consumable stores, stationery, dead stock and verification of Plant and Machinery, etc., in charge of the different Municipal Departments was done during the year by actual visit to 372 Offices, sub-Offices, depots, chowkeys, etc., and 214 schools in City, Suburbs and Extended Suburbs.

Investigations were also carried out into 382 cases of alleged misconduct on the part of Municipal staff and punishments varying from Dismissal to mere warnings were meted out in 127 cases.

Staff proposals such as for fixing or revising securities of certain posts, proposals for purchase of stores, furniture, supply of clothing to staff and verification of recoveries of Municipal dues from Provident Fund claims, etc. was also done in 198 cases, 95 Telephone proposals and 235 proposals for writing off unserviceable articles of Dead Stock were also attended to during the year.

THE BOMBAY CIVIC JOURNAL.

'The Bombay Civic Journal' completed five years at the end of February 1959. Besides the Fourth Annual Number published in April 1958, Special issues were brought out in connection with Independence Day, Divali and Republic Day in August and October 1958 and January 1959, respectively.

Efforts were made in the course of the year to enhance the utility and appeal of the Journal and also to put the Department on a stable basis and effect economy without detriment to the smooth running of the Journal.

MAHATMA GANDHI MEMORIAL OLYMPIC SWIMMING POOL

In all 15 persons took advantage of the free facilities granted to polio crippled children at the Swimming pool. Members participating in aquatic competitions held by other institutions were allowed extra swimming practice from 5-30 to 6-00 P.M. on week days. Special concession for reservation of the Pool was granted to the Samartha Vyayam Mandir's Physical Education Certificate Course. Reservation of the Pool was allowed to school, college, etc., parties. The Mayor of Delhi visited the Pool.

"VI Anniversary Day" and "Long Distance Sea Race" were held on 27th April 1958 and 22nd February 1959 respectively and winners were awarded prizes. The Pool's premises were given for use, free of charge, to the Bombay State Aquatic Association, the University of Bombay for holding their aquatic sports. A team of the Swimming Pool participated in the water polo competitions organised by the Golwalla Water Polo League, at Municipal cost. Six members were included in the Bombay team, at Municipal cost for participation in the National Aquatic Competition held in Delhi in October 1958. Some members also were allowed to participate at Municipal cost, in aquatic competitions organised by the Bombay State Aquatic Association and other aquatic institutions in the City. "Bombay Municipal Corporation Water Polo League Tournament" was introduced wherein all 4 teams participated. A trophy has been donated for this purpose by Shri K. F. Golwalla in memory of his late wife Smt. A. K. Golwalla. Shri Mihir Sen, the first Asian to cross the English Channel was felicitated at the Pool.

The Swimming pool was closed from 16th June 1958 to 21st June 1958 due to the strike by the Municipal Mazdoor Unions. The pool was also kept closed for cleaning its sides and bed from 20th December 1958 to 31st December 1958 and its water was changed.

The collection of fees etc., amounted to Rs. 1,22,916 as against the amount of Rs. 88,866 for the preceding year.

ORGANISATION AND METHODS DIVISION.

As the other two Organisation and Methods Officers, appointed from 10th February 1958, were on probation for one year, the Senior Organisation and Methods Officer, Shri Pandya, was asked to supervise their work and guide them during the period.

During the year under report, 2,274 establishment proposals and 1,530 miscellaneous references were received, of which 3,700 were disposed of. In addition to scrutiny of establishment proposals, the Division also submitted detailed reports on various personnel matters including recruitment and training and devised a Proforma of Inspection Report Part I so as to commence administrative inspection of offices of the departments and wards. The organisation and Methods Division has also been assigned the work of following up further progress of reorganization of departments as per Messrs. Ibcn's recommendations.

WARD OFFICER'S DEPARTMENT.

The Ward Officer dealt with the complaints received from the public regarding buildings, drainage, sanitation, water supply etc. These complaints were investigated by the Ward Officer and the Assistant Public Relations Officers by personal visits and extracts thereof were sent to departments concerned for action. Similarly defects noticed by the staff in private buildings and in the Municipal services, during their daily rounds, were also referred to departments for immediate attention. The complaints and other references were closely followed up to assure that they were attended to by the departments satisfactorily without delay. During the year under report about 18315 complaints were sent to different departments for action. A complete record of all the complaints was maintained.

Cases in which the defects complained of were not satisfactorily rectified were referred to the departments concerned for further action. Serious nuisances were got attended to by sending urgent telephone calls.

MUNICIPAL SERVANTS' ACT.

Labour Relations.—Labour relations were not harmonious during the year under review. The employees were restive and there were cases of indiscipline accompanied by frequent sit-down strikes. Several demonstrations were also held by the employees before the Corporation Hall.

The demands of the Executive Staff Union in respect of the revision of grades and other service conditions were referred by the Government to the Conciliation Officer in the preceding year. The Award in respect of this dispute was published on 5th February 1959.

A strike notice was served by the Municipal Mazdoor Union demanding the enhancement of dearness allowance and the matter was referred for adjudication. In spite of this the employees who were the members of the Municipal Mazdoor Union struck work from 14th June 1958 to 22nd June 1958, when an agreement was reached between the Union and the Policy Committee of the Sanyukta Maharashtra Samiti in the Corporation. Subsequently an Award granting an increase of Rs. 5 per month in the dearness allowance to the employees of the Corporation (other than those employed under the B. E. S. & T. Undertaking) drawing a salary upto Rs. 300 per month was declared by the Adjudicator. This Award was published on 11th September 1958.

The Wage Structure Committee, formed under Corporation Resolution No. 478 of 2nd August 1957 to consider the question of re-examining the whole wage-structure of the Municipality and to report regarding revision of grades and service conditions of the various categories of Municipal employees, submitted its report in the month of March 1959 which was subsequently approved by the Corporation.

On 25th July 1958 the employees of the Municipal Workshop and some members of the Clerical Staff went on a sympathetic strike in support of the strike of the workers of Premier Automobiles.

Barring these incidents there was no appreciable dislocation of work at any other time. The provisions of the Municipal Servants' Act were not invoked during the year under report.

V. L. GIDWANI,
Municipal Commissioner,
of Greater Bombay

FINANCIAL

No. A/E/O 221 of 15-10-1959.

Report from the Chief Accountant on the accounts of the General Municipal Administration, the Improvement Schemes and the Education Fund for the year 1958-59.

GENERAL MUNICIPAL ADMINISTRATION

The following statement summarises the transactions for the year pertaining to Revenue and the actuals for the preceding year:—

	1958-59			
	Budget Estimates	Revised Estimates	Actuals	Actuals for 1957-58
	Rs.	Rs.	Rs.	Rs.
Opening Balance	56,87,000	18,16,761	18,16,761	92,92,471
Income	10,76,70,166	11,10,50,430	11,09,35,626	10,95,74,478
Expenditure—				
Budget Estimates	11,16,57,557			
Add—				
Earmarked provisions	11,16,57,557	11,79,69,334	11,23,28,001	10,72,54,063
	39,87,391 (Deficit)	69,18,904 (Deficit)	13,92,375 (Deficit)	23,20,415 (Surplus)
Balance	16,99,609	51,02,143	4,24,386	1,16,12,886
Add—Recoupment of Advance made from the Surplus Cash Balance for purchase of Capital Stores during 1957-58	...	1,02,70,279	1,02,70,279	39,08,897
Total	...	+51,68,136	1,06,94,665	1,55,21,783
Reservation for Advance vide para 3	...	+50,82,831	+25,08,511	-1,37,05,022
Closing Balance	73,86,609	1,02,50,967	1,32,03,176	18,16,761

2. The details of reservation for Advances etc., are:—

	Rs.	Rs.
Increase in—		
Contribution towards Improvement Schemes	1,18,282	
Capital Stores Balance (still to be recouped)	1,772	
Reserve Stores Balance (including Foras Road and Line Suspense Account)	5,53,571	
Miscellaneous Advances, Outstanding	21,77,099	
Advance for Plant and Machinery	1,66,600	
Total	30,17,324	
Deduct—		
Decrease in—		
Renewed Grants		55,25,835
Total		55,25,835
Net Decrease		25,08,511

3. The net unhyпотeсated Surplus Cash Balance on 31st March 1959 was as under:—

Liabilities	Rs.	Assets	Rs.
Reserve Stock (including Foras Road Stock and Line Suspense Account)	37,03,616	Surplus Revenue Fund as per Appendix No. 2	2,60,80,606
Capital Stores including Foras Road (to be recouped)	1,772		
Advance for Plant and Machinery	23,51,190		
Miscellaneous Advances	68,20,852		
Minimum required by Law	1,00,000		
Surplus Cash Balance	1,31,03,176		
Total	2,60,80,606	Total	2,60,80,606

4. The Opening and Closing Reserve Stores (including Capital Stores) Balances for the year 1958-59 are compared below :—

	Opening Balance	Closing Balance	Increase Decrease
Serviceable Stores—			
Reserve Stores	28,05,358	33,55,511	+5,50,153
Reserve Stores (Foras Road Depot)	2,62,154	2,66,409	+4,255
Line Suspense Account	82,533	81,697	-836
Capital Stores	2,34,72,449	2,32,71,289	-2,01,160
Capital Stores (Foras Road Depot)	25,716	27,488	+1,772

5. The loan liabilities at the beginning and at the end of the year were as under :—

Outstanding debt on 1st April 1958	Loans raised during the year	Repayment during the year	Outstanding debt on 31st March, 1959
Rs.	Rs.	Rs.	Rs.
36,04,53,335	4,15,06,360	35,42,823	39,84,16,872

The details of the loans raised are as stated below :—

(1) Rs. 50,00,000	Being the loan received from the Government of India through the Government of Bombay for the Vaitarna-cum-Tansa Scheme. The loan is to be repaid in seven equal instalments at 4 per cent. interest per annum commencing from 1961-62 as sanctioned under G.R.F.D. No. LOAN. 3258/F-2, dated the 9th April 1958. The interest on the loan only is to be paid annually till the payment of the equated instalments of the loan commences.
(2) Rs. 2,50,00,000	Being the loan of Rs. 210 lakhs issued at a discount of Rs. 75 with a currency of 12 years at 4½ per cent. interest raised by public subscriptions out of Rs. 550 lakhs loan sanctioned under C. R. No. 348 dated the 30th June 1958 and G.R., No. LOAN. 3258, dated the 22nd July 1958. The provision of Sinking Fund is sanctioned on 20 years basis at 3½ per cent.
(3) Rs. 1,00,00,000	Being the loan of Rs. 100 lakhs issued at Rs. 99.25 per cent. at 4½ per cent. interest with a currency of 25 years raised internally as sanctioned under C. R. No. 348, dated the 30th June 1958 and G. R. No. LON. 3258, dated the 22nd July 1958. The provision of Sinking Fund is based on 3½ per cent.
(4) Rs. 15,06,360	Being advances from Special Funds for purchase of Plant and Machinery repayable by annual equated instalments in five years at 4½ per cent. interest per annum.
Total Rs.	4,15,06,360

The repayments during the year were as under :—

(1) Rs. 17,05,175	Repaid to Government on the basis of payment from Revenue in respect of Advances taken from them.
(2) Rs. 2,500	Repaid to Debenture holders out of Sinking Fund Investments.
(3) Rs. 18,35,148	Repaid to different special funds out of Revenue on the basis of equated payments.
Total	35,42,823

The position of the Sinking Fund is shown below :—

Amount of Fund on 1st April 1958	Interest etc. realised	Sinking Fund Instalments	Total	Withdrawn for payment of loans	Amount of Fund on 31st March 1959
Rs.	Rs.	Rs.	Rs.	Rs.	Rs.
7,13,12,298	26,18,318	1,02,85,420	8,42,16,036	2,500	8,42,13,536

The value of securities held in the Sinking Fund Account on the basis of market rates prevailing on 31st March 1959 including accrued interest and Cash exceeded the actuarial amount of the Sinking Fund by Rs. 15,28,699 which is held in the Sinking Fund Account.

6. A detailed comparison between the Budget and Revised Estimates and the actuals will be found in Appendix No. 3. The estimated income for the year was Rs. 10,76,70,166 and Revised Estimate was Rs. 11,10,50,430. The actuals amounted to Rs. 11,09,35,626 resulting in an increase of Rs. 32,65,460 on the Budget Estimates and Decrease of Rs. 1,14,804 on the Revised Estimate. The details of increases and decreases are given in statement 'A'.

7. The position as regards income from General Tax, Water Tax and Halalkhore Tax will be seen from the sub-joined statement:—

	1958-59	1957-58	Increase
	Rs.	Rs.	Rs.
(1) General Tax at 17½ per cent. (including Fire Tax)—			
Total—Collection booked	4,19,40,334	4,28,75,695	
Deduct—Recoveries for previous years	*68,32,647	*80,31,525	
	3,51,07,687	3,48,44,170	
Add—Outstanding for the year at the close of the year	*1,54,35,911	*1,27,40,174	
Total	5,05,43,598	4,75,84,344	
(2) Water Tax at 3½ per cent. and water charges by measurements and at compounded rates—			
Total—Collection booked	2,47,73,832	2,53,77,808	
Deduct—Recoveries for previous years	*1,14,79,946	*66,45,874	
	1,33,43,886	1,86,76,934	
Add—Outstanding for the year at the close of the year	*74,31,516	*56,11,162	
Total	2,07,75,402	2,42,88,096	
(3) Halalkhore Tax at 3½ per cent. and for special services—			
Total—Collection booked	81,57,777	73,79,744 †	
Deduct—Recoveries for previous years	*12,93,591	*13,04,114	
	68,64,186	60,75,630	
Add—Outstanding for the year at the close of the year	*37,82,292	*24,76,816	
Total	1,06,46,478	85,52,446	
Net demand on account of Property Taxes inclusive of refunds	8,19,65,478	8,04,24,886	15,40,592

* As specified by A. & C.

† @ 3 per cent

TOWN DUTIES

8. The various articles on which duty was levied at the time of import under the provisions of Sections 192(i) of the Bombay Municipal Corporation Act, the amount levied and refunds allowed thereon under Section 195 on their export are shown in Appendix No. 17.

The gross collections for the year were estimated at Rs. 1,07,55,980 the refunds and commission charges at Rs. 20,84,500 and the net revenue at Rs. 86,71,480. The revenue collected and paid into the Municipal Treasury in the year amounted to Rs. 1,08,56,626 and after deducting the amount of Rs. 16,80,338 (on account of refund Rs. 15,40,819 and on account of fees for collection Rs. 1,39,519 credited to the separate Revenue Head) the net receipts amounted to Rs. 91,76,288 showing an increase of Rs. 1,06,743 as compared with the actuals of the previous year.

SALE PROCEEDS OF LAND

9. There was no balance to the credit of the Land Sales Reserve Fund as on 1st April 1958. The sale proceeds of surplus land during the year amounted to Rs. 110,37,896. This amount being in excess of Rs. 10 lakhs transfer of Rs. 37,896 has been made to the Fund. At the end of the year no surplus land remained available for sale.

REVENUE EXPENDITURE

10. The final sanctioned grants amounted in the aggregate to Rs. 14,32,23,556 as follows:—

Budget Grants	Rs. 11,16,57,557
Unexpended Grants for previous years renewed for expenditure	1,90,56,249
Additional Grants	1,25,09,750
Final sanctioned grants...	14,32,23,556

The transfers from one Budget Head to another without effecting the total Budget provision for the year amounted to Rs. 1,81,21,955.

11. Against the final grants for the year aggregating to Rs. 14,32,23,556 as stated above the actuals amounted to Rs. 11,23,28,001 leaving an unexpended balance of Rs. 3,08,95,555 at the close of the year. Of this, a sum of Rs. 1,49,74,991 is being renewed for expenditure during 1959-60 against Rs. 2,05,00,826 in 1958-59 and the balance of Rs. 1,59,20,564 is being allowed to lapse as detailed in Appendix No. 4.

In Statement 'B' details of proposed renewals and savings will be found classified according to the nature of work.

12. The percentage of establishment proper and of labour to the total expenditure for 1958-59 and the previous year are as given below:—

	Percentage to total expenditure during	
	1958-59	1957-58
	Rs.	
(1) Establishment proper including supervision P. F. Pension etc. & Dearness Allowances	14.40	10.13%
(2) Labour including, P. F. Pension etc. & Dearness Allowances	19.11	9.76%

13. The amount of new loan proposed in the Budget for 1958-59 was Rs. 550 lakhs. The amount was increased to Rs. 563 lakhs in the revised estimates.

The loan of Rs. 50 lakhs was raised from Government in one instalment. The loan of Rs. 250 lakhs was raised by Public Subscription and Rs. 100 lakhs was raised internally. The total amount actually raised to finance the Capital Expenditure including purchase of Plant and Machinery was Rs. 4,15,06,360 as detailed in paragraph 5 above.

Balance of the loan of Rs. 113 lakhs out of the loan aggregating to Rs. 550 lakhs sanctioned for 1958-59 was allowed to lapse.

LOAN WORKS EXPENDITURE

14. The opening balance on 1st April 1958 on account of Loan Funds excluding the Trust Fund was Rs. 27,79,939. Loans aggregating Rs. 4,15,06,360 were raised during the year including the amount of Rs. 51,03,000 from Government. The total loan funds available for expenditure during the year were Rs. 4,42,85,299. Out of this an amount of Rs. 1,00,69,120 has been reserved for purchase of Capital Stock. Thus the net amount available for expenditure during the year was Rs. 3,42,17,179. The total expenditure incurred during the year amounted to Rs. 2,15,38,475 leaving a balance of Rs. 1,26,78,704 in the loan funds at the close of the year as shown in Appendix No. 9.

15. The following statement compares the expenditure on Capital works with the Budget and Revised Estimates during the last five years.

Year.	Loans and Trust Funds.			Percentage by which actuals fell short of Budget Estimates.	Percentage by which actuals fell short of Revised Estimates.
	Budget Estimates.	Revised Estimates.	Actuals.		
	Rs.	Rs.	Rs.		
1954-55	5,75,59,536	7,53,11,003	4,26,47,391	26	43
1955-56	5,33,59,551	7,69,13,538	4,65,88,965	13	39
1956-57	4,66,68,424	7,80,23,722	3,69,71,911	21	53
1957-58	4,97,20,106	7,56,46,268	2,58,29,745	48	66
1958-59	5,58,22,501	6,50,02,805	2,08,93,500	63	68

The above figures do not include the amount on account of subvention, discount and other charges on the new loans and advances for purchase of Capital Stores, Stocks and Purchases.

The Revised Estimates for 1958-59 adopted by the Corporation were Rs. 6,58,62,805 including Rs. 10,000 on account of subvention Rs. 8,50,000 on account of charges for raising the new loan and Rs. 10,23,816 on account of estimated expenditure under the Trust Fund but excluding Rs. 1,02,79,280 reserved for Capital Stores Account Stock. The amount of Rs. 2,08,93,500 shown as the actual expenditure is arrived at as follows:—

	Rs.
Expenditure as shown in the Summary of Appendix No. 8 including expenditure under:—	
Trust Fund and credit on account of assets written off	2,01,90,913
Deduct—Expenditure for raising the New Loans	6,61,585
	1,95,29,328
Add—Assets written off	13,64,172
Total	2,08,93,500

16. The following table gives the classification of all the Loan Works under distinctive groups for the purpose of apprising the distinctive character and value to the City in relation to the outlay the allocation of outstanding debt as on 31st March 1959 and the debt charges involved during 1958-59.—

Particulars	Amount of loan outstanding on 31st March 1959	Debt charges for 1958-59					Total Debt Charges.
		Debt interest.	Interest accrued but not paid.	Sinking Fund and repayment.	Bank Com. and Misc. Loan charges.		
	Rs.	Rs.	Rs.	Rs.	Rs.	Rs.	
General Services ...	13,46,75,299	42,65,069	1,75,450	43,53,147	6,747	88,00,413	
Self-supporting services—							
Water Works ...	25,98,75,916	1,00,82,224	97,444	90,69,971	28,863	1,92,78,502	
Fire Brigade ...	13,34,842	83,311	...	2,44,042	16	3,27,369	
Markets and Slaughter Houses ...	25,30,815	1,07,059	...	1,02,534	66	2,09,659	
Total ...	26,37,41,573	1,02,72,594	97,444	94,16,547	28,945	1,98,15,530	
Grand Total ...	39,84,16,872	1,45,37,663	2,72,894	1,37,69,694	35,692	2,86,15,943	

17. From Appendix No. 10 it will be seen that the book value of investments of the Sinking Funds as on 31st March 1959 amounted to Rs. 8,42,13,536 made up of Rs. 8,42,13,436 being the book value of securities and Rs. 100 in cash with the State Bank of India. Valuing the Municipal and Improvement Trust Debentures at par, the market value of the Sinking Fund investments held on 31st March 1959 comes to Rs. 8,20,94,742 as shown in Appendix No. 16A. This together with the amount of interest accrued upto 31st March 1959 viz., Rs. 4,11,314 and cash with the State Bank of India of Rs. 100 brings the total amount of Sinking Fund to Rs. 8,25,06,156 and more than covers the amount viz., Rs. 8,09,77,457 which the Sinking Fund should have accumulated upto 31st March 1959. The excess in the Sinking Fund investment account was thus Rs. 15,28,699.

INVESTMENTS AND INVESTED BALANCES

18. The details of investments made during the year are as follows:—

	Amount.	Average No. of days.
(1) Current Account Deposits	90,40,000	33.08
(2) Fixed Deposits	21,02,00,000	109.13
(3) Call Deposits	6,04,00,000	58.65
Total ...	27,96,40,000	200.86

The interest earned during the year amounted to Rs. 31,51,506 and the details are as follows:—

	Rs.
(1) On Current Account Deposits	8,137
(2) On Fixed Deposits	26,43,372
(3) On Call Deposits	4,02,177
(4) On Investments in Public Securities, etc.	97,820
Total ...	31,51,506

The rates of interest on surplus monies in Deposits were as under:—

	Average rate during 1958-59 per cent.	Average rate during 1957-58 per cent.	Maximum during 1958-59 per cent.	Maximum rate during 1957-58 per cent.
Current Account	0.99	0.99
Call Deposits	4.14	4.23	4.62	4.62
Fixed Deposits	4.21	4.45	4.62	4.62

The average rate of interest on all deposits was 4.16 per cent. as against 4.31 per cent. in the preceding year.

RESERVE STOCK

19. The opening balance and the receipts of General Stores during the year as per books maintained in this office were Rs. 28,05,358 and Rs. 23,99,773 respectively and the issues amounted to Rs. 18,49,620. The closing balance of General Stores was therefore Rs. 33,55,511 i.e., more Rs. 5,50,153 than the opening balance.

The balances of General Stores in charge of the Controller of Stores are compared below for the last five years:—

	Rs.
Balance at the close of 1954-55	21,41,754
Balance at the close of 1955-56	17,07,943
Balance at the close of 1956-57	23,28,504
Balance at the close of 1957-58	28,05,358
Balance at the close of 1958-59	33,55,511

The outstanding balance on 31st March 1959 according to Controller of Stores is Rs. 6,74,039. The difference of Rs. 26,81,472 is due to adjustments in respect of stores etc., issued by the Controller of Stores to the departments not having been returned by them to this office in time for being adjusted in the accounts of 1958-59. The opening balance and the receipts of General Stores of Foras Road Depot during the year as per this office books were Rs. 2,62,154 and Rs. 1,24,747 respectively and issues amounted to Rs. 1,20,492. The closing balance of General Stores Foras Road Depot was Rs. 2,66,409.

CAPITAL STORES

The opening balance of Rs. 2,34,72,449 together with the receipts of Capital Stores during the year aggregate to Rs. 3,14,40,096 and the issues Rs. 81,68,807 thus resulting in a decrease of Rs. 2,01,160 in the closing balance of Capital Stores viz, Rs. 2,32,71,289 compared with opening balance. The opening balance and the receipts of Capital Stores, Foras Depot were Rs. 25,716 and Rs. 15,682 respectively and the issues amounted to Rs. 13,910. The closing balance was Rs. 27,488.

STREET IMPROVEMENTS

20. The provision made in the Revised Loan Works Budget for meeting claims on account of acquisition of set backs was Rs. 5,00,000 (excluding Rs. 1,00,000 earmarked for adding set back land to the roads), the expenditure being Rs. 3,95,315. This leaves a balance of Rs. 1,04,685. After deducting all ascertained time barred claims the undischarged commitments upto 31st March 1959 in regard to set backs already acquired and sanctioned to be acquired amount to Rs. 12,16,501 against which we have a provision of Rs. 4,00,000 (excluding Rs. 1,00,000 earmarked for adding set back land to the roads) in budget for 1959-60. In addition to this further liabilities may be expected on account of further acquisition of set backs that will be sanctioned during 1959-60.

LEVELLING, METALLING ETC., PRIVATE STREETS

21. The expenditure on the improvement of private streets is financed in the first instance from Plant and Machinery Depreciation Fund pending recovery from the house owners.

The following statement shows the figures of advances sanctioned, expenditure incurred and recoveries made during the last five years:—

Year.	Expenditure.			Total.	Recoveries inclusive of interest and Supervision charges.
	Actual expenditure on work.	Supervision charges.	Interest etc. Advances.		
	Rs.	Rs.	Rs.	Rs.	Rs.
1954-55	28,207	...	17,406	45,613	27,698
1955-56	21,942	...	19,130	41,072	6,972
1956-57	790	...	20,749	21,539	21,326
1957-58	941	...	20,322	21,263	23,143
1958-59	93,920	...	20,440	1,14,360	25,931

Balance of Supervision charges outstanding as on 31st March 1959 is Rs. 48,655.

The amount outstanding on 1st April 1954 was Rs. 3,69,109. Adding Rs. 2,43,847 on account of expenditure incurred during the year 1954-55 to 1958-59 and deducting Rs. 1,05,070 recovered during the same period, the amount outstanding at the close of the year 1958-59 came to Rs. 5,07,886 (vide Appendix No. 6).

IMPROVEMENT SCHEMES.

General Account.

INCOME.

22. The total income for the year amounted to Rs. 1,24,068 against Rs. 1,30,97,746 for the previous year showing a net decrease of Rs. 6,91,478 viz., (i) Rent other proceeds of properties Rs. 1492, (ii) Grant-in-Aid for meeting the deficit in the General Account Rs. 70,0787 and (iii) Interest and Profits on investment Rs. 1,52,426 counterbalanced by an increase of Rs. 1,63,227, viz (i) Contribution from proceeds of properties Rs. 1,51,380 (ii) Miscellaneous Receipts Rs. 11,847 A detailed comparison between the Budget Estimates and actuals will be found in Appendix No 23.

EXPENDITURE.

23. The total expenditure for the year aggregated to Rs. 1,24,14,737 as against Rs. 1,23,96,959 for the preceding year showing an increase Rs. 17,778. This is made up of Rs. 38,391 under maintenance of properties and streets, counterbalanced by an decrease of Rs. 20,613 under Debt Charges. The expenditure of Rs. 1,24,14,737 comprises expenditure of Rs. 48,22,918 under maintenance of properties and street inclusive of the cost of management and establishment and of Rs. 75,91,819 under Debt Charges. Appendix No. 24 gives a comparison between the final grants and actuals for the year.

24. The net deficit for the year amounts to Rs. 8,469 as shown in Appendix No. 22.

25. The loan liabilities at the beginning of the year stood at Rs. 14,79,89,206. The repayment of loan during the year amounted to Rs. 10,94,176 including the amount of Rs. 8,38,67 which was repaid to Government on the basis of equated payments out of Revenue in respect of Advances taken from them and Rs. 2,55,500 in respect of the repayment of Rs. 40 lakhs loan raised in 1919. The outstanding loan liabilities at the close of the year thus stood at Rs. 14,68,95,030.

Out of this, the amount outstanding on account of Government loans shown in Appendix No. 29 as aggregating to Rs. 7,53,33,030 requires some explanation. All the debentures in respect of loans aggregating Rs. 4,75,03,000 originally raised from Government have now been repurchased according to the approved programme for Sinking Fund Investments. The liability to Government on this account is, therefore, only Rs. 2,77,30,030.

CAPITAL ACCOUNT.

26. The opening balance on 1st April 1958 was Rs. 55,82,747. During the year under report receipts on account of sale proceeds of lands and buildings amounted to Rs. 10,40,648. The total funds available were thus Rs. 66,23,395. The total expenditure incurred amounted to Rs. 49,61,850. The deficit in the General Account for the year amounted to Rs. 8,469 which was transferred to the Capital Account. The unspent balance at the close of the year stood at Rs. 16,53,076.

EXPENDITURE ON SCHEMES.

27. The actual expenditure incurred during the year on Schemes amounted to Rs. 49,61,850 as against the Revised Estimates of Rs. 1,34,31,632 including Rs. 10,94,933 on account of cost of Management and Establishment.

SINKING FUNDS.

28. The position of the Sinking Fund is shown below :—

Amount of Fund on 1st April 1959.	Interest etc., realisation.	Sinking Fund Instalment.	Debit withdrawn for payment.	Amount of Fund on 31st March 1959.
Rs. 6,28,30,609	Rs. 28,11,628	Rs. 6,66,828	Rs. 2,55,500	Rs. 6,60,53,565

From Appendix No. 28 it will be seen that in the books of accounts the Sinking Fund as on 31st March 1959 amounts to Rs. 6,60,53,565 of which Rs. 6,60,53,485 represent the book value of the securities and Rs. 80 in cash with the State Bank of India. Valuing the Bombay Improvement Trust and Municipal Debentures at par the market value of the Sinking Fund investments held on 31st March 1959 comes to Rs. 6,62,60,950 as shown in Appendix No. 30. This together with the amount of interest accrued upto 31st March 1959 viz., Rs. 1,96,955 and cash with the State Bank of India viz., Rs. 80 brings the total amount of Sinking Fund to Rs. 6,62,57,985 against Rs. 5,92,23,260 the amount to which the Sinking Fund should have accumulated upto 31st March 1959. The excess in the Sinking Fund investment account is thus Rs. 70,34,725.

The total amount of loans raised for Improvement Schemes and outstanding on 31st March 1959 comes to Rs. 14,68,95,030. Out of this Rs. 2,77,30,030 are borrowed from Government the repayment of which is arranged on the basis of half yearly equated payments. The balance of Rs. 11,91,65,000 represents loans raised by issue of debentures. Out of this Rs. 4,76,00,000 originally borrowed from Government have now been repurchased for Sinking Fund Investments and Rs. 7,15,65,000 from the Public.

The policy of absorbing 4 per cent. sterling loans 1969-70 as and when favourable offers were available could not be continued as the Reserve Bank of India has not granted necessary permission for remittance as in the previous years.

29. The gross capital liabilities of the Improvement Schemes stood at Rs. 15,16,53,521 at the close of the year and the assets at Rs. 30,57,78,544 including the book value of lands comprised in Schedule 'W' and 'X' resulting in a surplus of Rs. 15,41,25,023 the details whereof are shown in Appendix No. 25.

IMPROVEMENT SCHEMES ACCOUNT

SLUM CLEARANCE ACCOUNT

General Account (City and Suburbs).

CITY SECTION.

INCOME
The total income for the year amounted to Rs. 2,16,220 against Rs. 73,588 for the previous year showing a net increase of Rs. 1,42,632 i.e., Rs. 99,545 under rent and other proceeds of properties and Rs. 43,087 under interest and profits on investments.

EXPENDITURE

The expenditure for the year amounted to Rs. 2,78,442. This is made up of Rs. 36,152 under Maintenance of properties and streets and Rs. 2,42,290 under debt charges resulting in a deficit of Rs. 62,222 at the close of the year as shown in Appendix No. 22A which was transferred to Capital Account.

SUBURBAN SECTION

INCOME

The total income for the year amounted to Rs. 8,56,336 against Rs. 7,57,653 for the previous year showing a net increase of Rs. 98,683 i.e., Rs. 61,228 under contribution from Budget 'D' and Rs. 37,455 under interest and profits on investments.

EXPENDITURE

No expenditure was incurred for the Suburbs during the year under report and the surplus for the year amounting to Rs. 8,56,336 shown in Appendix No. 22B was transferred to Capital Account.

SLUM CLEARANCE—CITY

CAPITAL ACCOUNT

(i) The Opening Balance on 1st April 1958 was Rs. 26,11,880. During the year under report a loan of Rs. 10,00,000 was raised for meeting the expenditure. In addition to this an amount of Rs. 6,12,000 was received from Government. The total funds available for expenditure were thus Rs. 42,23,880. The total expenditure amounted to Rs. 32,07,518. The deficit in the General Account amounting to Rs. 62,222 was transferred to Capital Account. The unspent balance at the close of the year stood at Rs. 9,54,140.

EXPENDITURE ON SCHEMES

The total expenditure incurred during the year amounted to Rs. 32,07,518 including Rs. 17,721 on account of Discount and other charges.

SINKING FUND

(ii) The position of the Sinking Fund is shown below:—

—Amount of Fund on 1st April 1958.	Interest etc. realisation.	Sinking Fund Instalment.	Deduction with drawn for payment.	Amount of Fund on 31st March 1959.
Rs. 24,832	Rs. 1,059	Rs. 74,495	Rs. Nil	Rs. 1,00,386

From Appendix No. 28A it will be seen that in the books of accounts the Sinking Fund as on 31st March 1959 amounts to Rs. 1,00,386 of which Rs. 1,00,350 represent the book value of the securities and Rs. 36 in cash with the State Bank of India. Valuing the Bombay Improvement Trust and Municipal Debentures at par the market value of the Sinking Fund Investment is held on 31st March 1959 comes to Rs. 1,00,600 as shown in Appendix No. 30A. This together with the amount of interest accrued upto 31st March 1959 viz., Rs. 170 and cash with the State Bank of India viz., Rs. 36 brings the total amount of Sinking Fund to Rs. 1,00,806 against Rs. 1,00,414 the amount to which the Sinking Fund should have accumulated upto 31st March 1959. The excess in Sinking Fund investment account is thus Rs. 392.

SLUM CLEARANCE—SUBURBS

CAPITAL ACCOUNT

(iii) The Opening Balance on 1st April 1958 was Rs. 14,10,106. A contribution of Rs. 7,97,656 was received from Budget 'D' as sanctioned under Corporation Resolution No. 1193, dated the 19th November 1956. The funds available for expenditure were thus Rs. 22,07,762.

In addition to this an amount of Rs. 58,680 was realised as accrued interest, and after deducting the expenditure of Rs. 31,300 the net balance at the end of the year stood at Rs. 22,35,142.

EDUCATION FUND

32. (i) The following Statement summarises the transactions for the year pertaining to Revenue and the Actuals of the preceding year.

	1958-59		Actuals for 1957-58	
	Budget Estimates	Revised Estimate	Actuals	Actuals for 1957-58
	Rs.	Rs.	Rs.	Rs.
Opening Balance	3,75,000	16,49,000	16,48,832	19,08,913
Income	2,14,06,733	2,17,87,420	2,11,20,593	1,71,71,360
Expenditure	2,14,85,345	2,13,42,156	2,04,08,853	1,77,80,398
	78,612 (Deficit)	4,45,264 (Surplus)	7,11,740 (Surplus)	6,09,038 (Deficit)
Balance	2,96,388	20,94,264	23,60,572	12,99,875
Reservation for Advances shown below	1,67,000	3,62,346	+3,48,957
	2,96,388	19,27,264	19,98,226	16,48,832

(ii) Details of reservation of Advances, etc., are:—

	Rs.	Rs.
Increase in—		
Renewed Grants	3,82,682	
Loan Scholarships to Municipal Teachers under Training	39,053	4,21,735
Deduct—		
Decrease in—		
Advance for Plant and Machinery	20,795	
Miscellaneous Advances	38,594	59,389
Net Increase		3,62,346

(iii) The net Unhypothecated Surplus Cash Balance on 31st March 1959 was as under:—

Liabilities	Rs.	Assets	Rs.
Advance for Plant and Machinery	72,935	Surplus Revenue Fund as per Appendix No. 31	21,94,950
Miscellaneous Advances	1,23,789		
Minimum required by law	20,000		
Surplus Cash Balance	19,78,226		
Total	21,94,950	Total	21,94,950

(iv) The Loan Liabilities at the beginning and at the end of the year were as under:—

Outstanding debt on 1st April 1958	Loans raised during the year	Repayment during the year	Outstanding debt on 31st March 1959
Rs.	Rs.	Rs.	Rs.
80,00,000	30,00,000	1,10,00,000	

(v) The position of Sinking Fund is shown below:—

Amount of Fund on 1st April 1958	Interest, etc. realised	Sinking Fund Instalments	Total	Withdrawn for payment of Loans	Amount of Fund on 31st March 1959.
Rs.	Rs.	Rs.	Rs.	Rs.	Rs.
6,36,986	30,899	3,05,375	9,73,260	9,73,260	

The value of securities held in Sinking Fund Account on the basis of market rates prevailing on 31st March 1959 including accrued interest and cash exceeded the actuarial amount of the Sinking Fund by Rs. 11,959 which is held in the Sinking Fund Account.

INCOME

(vi) A detailed comparison between the Budget and Revised Estimates of Income and the actuals will be found in Appendix No. 32. The estimated income for the year was Rs. 2,14,06,733 and the Revised Estimate was Rs. 2,17,87,420. The actuals amounted to Rs. 2,11,20,593 resulting in a decrease of Rs. 2,86,140 on the Budget Estimates and Rs. 6,66,827 on the Revised Estimates.

(vii) The net decrease of Rs. 2,86,140 is made up of decrease of Rs. 4,75,060 under Education Cess due to the actual realisations being less than estimated, Rs. 2,16,93 under Contribution from Budget 'F' due to fall in the actual realisations of the General Tax and Rs. 1,07,223 under Fees and Fines from Municipal Schools due to the fees for April and May 1958 having been collected in 1957-58 counterbalanced by increases of Rs. 2,98,704 under Contributions from Budgets 'A' and 'D' due to increased realisations from the General Tax, Rs. 1,49,245 under interest and Profits on Investments due to more funds being available for investment, Rs. 43,083 under Contribution from Government for the Extended Suburbs and Rs. 22,104 under Miscellaneous Income due to realisation of proceeds of demolished buildings and credit of time-barred claims. The Education Cess was levied during the year for the first time at 1½ per cent. of rateable value on buildings and lands, rateable value of each of which is not less than Rs. 300 per annum and at 1 per cent. of rateable value on buildings and lands, the rateable value of each of which is less than Rs. 300 per annum; but not less than Rs. 75 per annum. The position regarding income from this Cess is as shown below:—

EDUCATION CESS			Rs.
729,87,61	729,87,61	Total Collections booked	24,84,940
1,49,24,50	1,49,24,50	Add: Amounts collected in 1958-59 but to be received from Budgets 'A', 'D' and 'F' in 1959-60	5,98,000
			30,82,940
		Add: *Outstanding for the year at the close of the year	14,90,490
		Net demand of Education Cess inclusive of Refunds (*Figures as supplied by A. & C.)	45,73,430

EXPENDITURE

(viii) The final sanctioned grants amounted in the aggregate to Rs. 2,30,11,048 as follows:—

Budget Grants	Rs.	2,14,85,345
Unexpended Grants for previous years renewed for expenditure	...	9,74,147
Additional Grants	...	5,51,556
	Final sanctioned grants	2,30,11,048

The transfers from one Budget Head to another without affecting the total Budget Provision of the year amounted to Rs. 60,99,007 which includes Rs. 55,47,000 on account of Dearness Allowance re-allocated under respective Establishment Grants.

(ix) Against the final grant of the year aggregating to Rs. 2,30,11,048 as stated above, the actuals amounted to Rs. 2,04,08,853 leaving an unexpended balance of Rs. 26,02,195 at the close of the year. Of this, a sum of Rs. 16,25,939 is being renewed for expenditure during 1959-60 against Rs. 9,74,147 in 1958-59 and the balance viz., Rs. 9,76,256 is being allowed to lapse as savings as detailed in Appendix No. 33.

(x) The Savings of Rs. 9,76,256 are made up as under:—

Rs. 5,43,834	Under Schools due to appointment of Teachers according to requirement from time to time during the course of the year, as against provision made for the full year in some cases and for 8 months in other cases. Savings also accrued in the grants for repairs, supply of educational requisites, contingencies, stores, etc.
1,32,499	Under Grant-in-aid to private Primary Schools due to payment of grants to such schools as had deficits and suitable adjustment in the formula for payment of grants made in the case of other Schools.
45,135	Under New Works due to Savings in the Renewed Grants and Savings on completed Works.
44,575	Under Pension and Provident Fund due to claims of retired employees having not been received till the close of the year.
36,350	Under supervision of Schools due to Savings in Establishment Grants.
68,381	Under General Supervision due to Small Savings in the Establishment grants, contingencies, repairs, etc.
32,849	Under Training Classes due to reduced expenditure on establishment, furniture, educational equipment, etc.
29,786	Under Educational Activities due to small Savings under Establishment, contingencies, Stores, etc.
19,553	Under Medical Inspection of School Children due to less expenditure on the maintenance of School Clinic Buses, etc.
12,937	Due to less expenditure of Rs. 8,117 under Libraries and of Rs. 4,820 under Enforcement of Compulsion.
10,357	Under Debt Charges due to raising of the Loan of Rs. 30,00,000 as against Rs. 40,00,000 provided in the Budget Estimates for 1958-59.
Rs. 9,76,256	

(xi) The percentage of Establishment Cost inclusive of expenditure on Dearness Allowance but exclusive of Provident Fund and Pension, etc., charges to the total expenditure for 1958-59 as compared with the previous year's percentage exclusive of Dearness Allowance, Provident Fund, Pension, etc., Charges are given below:—

	Percentage to the total expenditure during	
	1958-59	1957-58
(1) Establishment	72.30	48.33
(2) Labour	7.23	4.19

LOAN FUNDS

(xii) The Opening Balance on 1st April 1958 on account of Loan Funds excluding the Trust Funds was Rs. 24,83,829. The amount of new Loan proposed in the Budget for 1958-59 was Rs. 40 lakhs out of which Rs. 30 lakhs was raised during the year. Grant-in-aid of Rs. 3,23,410 was received from Government on account of Construction of School Buildings in the Suburban area merged in 1950. The total Loan Funds available for expenditure during the year thus amounted to Rs. 58,07,239. The expenditure incurred on Loan Works during the year amounted to Rs. 28,77,257 leaving a balance of Rs. 29,29,982 at the close of the year.

(xiii) The following statement contrasts the expenditure on Capital Works with the Budget and the Revised Estimates during the last 5 years:—

Year	Budget Estimates	Revised Estimates	Actuals	Percentage by which actuals fell short of Budget Estimates	Percentage by which actuals fell short of Revised Estimates
1954-55	Rs. 28,76,751	Rs. 27,77,096	Rs. 8,77,273	70	68
1955-56	42,78,898	31,89,350	6,33,647	85	80
1956-57	57,82,355	46,23,492	5,00,027	91	89
1957-58	67,28,084	76,50,669	32,39,017	52	58
1958-59	70,47,361	82,42,249	28,17,633	60	66

The above figures do not include the amount on account of discount and other charges on the New Loans

(xiv) From Appendix No. 38, it will be seen that the book value of investments of Sinking Fund as on 31st March 1959 amounted to Rs. 9,73,260 made up of Rs. 9,73,209 in securities and Rs. 51 in cash with the State Bank of India. Valuing the Municipal Debentures at par, the market value of the Sinking Fund Investment held on 31st March 1959 comes to Rs. 9,78,069 as shown in Appendix No. 41. This together with the amounts of Interest accrued upto 31st March 1959 viz., Rs. 5,463 and Cash with the State Bank of India of Rs. 51 brings the total amount of Sinking Fund to Rs. 9,83,583 and more than covers the amount viz., Rs. 9,71,624 to which the Sinking Fund should have accumulated upto 31st March 1959. The excess in the Sinking Fund Investment account was thus Rs. 11,959.

(xv) The details of investments during the year are as follows:—

	Amount	Average number of days
(1) Fixed Deposits	Rs. 1,70,00,000	86.60
(2) Call Deposits	64,00,000	115.45
Total	Rs. 2,34,00,000	94.50

The interest earned during the year amounted to Rs. 2,47,845 and the details are as follows:—

	Rs.
(1) On Fixed Deposits	1,58,224
(2) On Call Deposits	64,380
(3) On Investments in Public Securities	25,241
Total	2,47,845

The average rate of interest on Call Deposits was 4.09 per cent, as against 4.25 per cent. in the preceding year. The rate realised on Call Deposits ranged from 3½ per cent. to 4½ per cent. The maximum rate realised on Call Deposits in the preceding year was 4½ per cent. The average rate of interest on Fixed Deposits was 4.22 per cent. as against 4.33 per cent. in the preceding year. The rate realised on Fixed Deposits ranged from 3½ per cent. to 4 9/16 per cent. The maximum rate realised on Fixed Deposits in the preceding year was 4 9/16 per cent. The average rate of interest on all Deposits was 4.18 per cent. as against 4.31 per cent in the preceding year.

(xii) The following figures give the actuals of Income and Expenditure since 1951-52:—

(000 Omitted)

Year	Income	Expenditure	Surplus (+) or Deficit (-)
	Rs.	Rs.	
1951-52	1,32,76	1,23,52	+9,24
1952-53	1,36,41	1,32,88	+3,53
1953-54	1,42,43	1,39,39	+3,04
1954-55	1,49,67	1,38,16	+11,51
1955-56	1,52,55	1,49,72	+2,83
1956-57	1,65,55	1,62,91	+2,64
1957-58	1,71,71	1,77,80	-6,09
1958-59	*1,78,36	2,04,09	-25,73

*Exclusive of Education Cess and Special Contributions from Budgets 'A', 'D' and 'F'.

The above figures reveal that whereas the normal income has improved at the average rate of Rs. 6.51 lakhs, the expenditure has risen at the average rate of Rs. 11.52 lakhs. It is thus clear that the normal increase in income is not sufficient to meet the normal increase in expenditure. Moreover, the abolition of fees from Upper Primary Standards with effect from 1st June 1958 has been responsible for the shrinkage of income by about Rs. 8 lakhs per annum. The Corporation, under their Resolution No. 1557, dated the 31st January 1958 levied the Education Cess under Section 195-E of the B. M. C. Act for the first time during the year.

In addition, Special Contributions of Rs. 8 lakhs were made to Budget 'E' from Budgets 'A', 'D' and 'F'. The Corporation has an ambitious programme of constructing School Buildings which will throw additional burden on the Revenue Budget in the shape of interest and Sinking Fund Charges. In addition, the liability on account of Revision of Grades and the growing expenditure on Primary Education will have to be met. All this shows that the rate of Education Cess cannot be maintained at this level and will have to be substantially increased very soon.

GENERAL REMARKS

(000 Omitted).

(City Proper)

33. In the Budget Estimates for the year, the Income was originally estimated at Rs. 10,76,70. Expenditure at Rs. 11,16,58 and deficit at Rs. 39,88. On the basis of 8 months actuals, the income for the year was revised to Rs. 11,10,50 and expenditure to Rs. 11,79,69 and the deficit to Rs. 69,19.

The Actual Income realised for the year was Rs. 11,09,36 and Expenditure aggregated to Rs. 11,23,28, showing a deficit of 13,92. This was mainly due to improvement of Rs. 32,66 in Income reduced by increase of Rs. 6,70 in Expenditure over the original Budget Estimates.

The reasons for increases and decreases in the income are detailed in Statement 'A' and it will be seen therefrom that the main increases were under (1) Town Duties, (2) Interest and Profit on Investment on Surplus Loan and other balances, (3) Miscellaneous receipts, (4) Medical Relief and Education, (5) Roads, S. W. Drains, (6) Mechanical, (7) Buildings and Land Acquisition, (8) Fire Brigade, (9) Licensing and Removal of Encroachments, (10) Gardens and Open Spaces and (11) Markets and Slaughter Houses and under Contribution from Capital Fund and that the main decreases were under (1) General Tax, (2) Grant-in-Aid in respect of offences against law, (3) Municipal Journal, (4) Water Works, (5) Street Cleansing and Conservancy, (6) under Transfer from the B. E. S. T. Fund.

Expenditure as per Budget Estimates was estimated Rs. 11,16,58 and as per Revised Estimates (8 monthly basis) at Rs. 11,79,69. The final grants however, sanctioned, including Renewed Grants aggregated to Rs. 14,32,24 against which actual expenditure booked was Rs. 11,23,28 leaving an expended balance of Rs. 3,08,96 at the close of the year out of which a sum of Rs. 1,49,75 was renewed for expenditure during the following year and the balance of Rs. 1,59,21 was treated as savings.

The details of renewals and savings under different categories and services have been specified and shown in Statement 'B' attached.

The total saving in final sanctioned grants including savings in renewed grants amounted to Rs. 1,59,21. The main items of savings are as given below:—

- (1) *Establishment and Labour*.—Saving of Rs. 35,61 was mainly due to delays in filling vacancies, not filling the vacancies for short periods and the provisions for acting arrangements not being fully utilised.
- (2) *New Works and Special Repairs*.—Savings of Rs. 39,56 under these items were mainly due to difficulties experienced in obtaining sufficient quantity of materials such as cement, steel etc. due to scarcity.
- Debt charges*.—Savings of Rs. 28,90 under this head were due to the loans being raised in the latter half of the financial year, thus interest payment becoming due in 1959-60 and loan not being raised to the extent of the amount provided in the Budget.

The other items of savings are of minor nature and do not call for special remarks.

The expenditure for the year i.e., 11,23,28 compared with that of the previous years i.e., 10,72,54 shows a net increase of Rs. 50,74

This was mainly due to increased expenditure on Water Works, Medical Relief and Education, Markets and Slaughter Houses, Contribution to Budget B, and E, P. F., Pension, Gratuity etc., Dearness Allowance and Grant-in-Aid to public institutions.

The net unhyphenated surplus cash balance (including minimum required by law) at the beginning of the year was Rs. 18,17 and as a result of variations in income and expenditure showing a deficit of Rs. 13,92 the balance at the close of the year was Rs. 4,25. Adding to this a sum of Rs. 1,02,70 on account of recoupment of advances made for the purchase of Capital Stores during previous years debited provisionally to Surplus Cash Balance the total amount available as Surplus Cash Balance stood at Rs. 1,06,95 and after allowing for reservations for advances as detailed in para. 2, the balance at the close of the year stood a Rs. 1,32,03 as against Rs. 1,02,51 estimated at the time of framing the revised estimates.

The increase in the Surplus Cash Balance was mainly due to recoupment of advance made from S. C. B for purchase of Capital Stores and earmarked provisions of Rs. 40 lakhs, (Rs. 10 lakhs for Housing for Municipal Staff, Rs. 15 lakhs for reconstruction of L. T. M. G. H. Sion and Rs. 15 lakhs for renewal of roads being lapsed to surplus cash balance as the same were not spent even though renewed twice. Provision for all these items will have to be made in the current year out of S. C. B. In addition to this the liability of Rs. 19 lakhs on account of the revision of grades will have to be met during the year 1959-60.

The expenditure estimated for the year on Loan Works as detailed in para. 15 was Rs. 5,58,23 revised to Rs. 6,50,03 against which actuals amounted to Rs. 2,08,94. Thus the actual expenditure booked worked out to 37 per cent. and 32 per cent. of the budget and Revised Estimates respectively.

The position regarding the Sinking Fund is satisfactory as there is still an excess accumulation of Rs. 15,29 on 31st March 1959. In addition to this a sum of Rs. 52,46 stands to the credit of Net Premium Fund which is intended as a reserve for making good any deficit in the market value in the Sinking Fund Investments

Corporation has received Rs. 2,50,000 as loan assistance from Government during the last three years. According to the terms of the loans only interest is to be paid during the first three years of the currency of the loans and repayment of principal and interest on equated instalment basis during the remaining part of the currency of the loan viz., 7 years. As this would result in unequal burden of debt charges on the Revenue Budget the Corporation under their Resolution No. 1409, dated the 13th January 1958 approved the proposal to spread over the burden uniformly throughout the currency of the loans and Rs. 25,32 have been set aside so far for the purpose and credited to a new account called Debt charges equalisation fund as per Appendix No. 14E(1).

Improvement Schemes.

The total income for the year amounted to Rs. 1,24,06 and expenditure to Rs. 1,24,15 resulting in deficit of Rs. 9. The position of Sinking Fund is satisfactory as there is an excess accumulation of Rs. 70,35.

Slum Clearance Scheme.

The Opening Balance on 1st April 1958 was Rs. 26,12. During the course of the year a loan of Rs. 10,00 was raised for capital expenditure on Slum Clearance Scheme (City) and in addition a sum of Rs. 6.12 was received from Government. Deducting the deficit of Rs. 62 from General Account, however, the balance available for expenditure stood at Rs. 41,62 against which expenditure of Rs. 32,08 was incurred as shown below—

	Rs.
(1) Acquisition of land for Housing	12,09
(2) Transit Camps	21
(3) Permanent Housing	18,41
(4) Sewerage arrangements	32
(5) Discount and other charges	18
(6) Preliminary expenses	87
	32,08

Leaving a balance of Rs. 9,54 in Loan Funds of Improvements Schemes, Capital Account-Slum Clearance City.

As regards Slum Clearance Schemes, Suburbs, the opening balance as on 1st April 1958 was Rs. 14,10 Contribution of Rs. 7.97 was received from Budget 'D'. In addition to this a sum of Rs. 59 was received as interest etc. Thus the total funds available for expenditure were Rs. 22,66 against which expenditure of Rs. 31 was incurred leaving unspent balance of Rs. 22,35 at the end of the year.

Education Fund.

The income was Rs. 2,11,21 made up of Rs. 1,49,87 being contribution from Budgets A, D and F and Rs. 33,27 grants-in-aid from government, Rs. 24,85 on account of Education cess and Rs. 3,22 Miscellaneous Receipts. The expenditure for the year under report was Rs. 2,04,09.

G. V. DAMLE,
Chief Accountant.

Statement 'A' showing main items contributing to the increases & decreases in Income for 1958-59.
[Actuals compared with Original Estimates.]

Budget Head.	Amount of Increase.	Amount of Decrease.	REMARKS.
	Rs.	Rs.	
1.—General Tax Indirect Taxation and Miscellaneous Revenue—			
A.—General Tax	1,73,331	The decreases are made up of Rs. 69,569 under Tax from the public and Rs. 1,30,922 under Tax from the Improvement Schemes properties due to lesser collections counterbalanced by increase of Rs. 27,142 under Tax from Mills due to recovery of arrears.
B.—Town Duties	5,04,808	...	Increase of Rs. 1,15,621 under Town Duties through Western Railway, Rs. 13,97,223 through Town Duty Department and Rs. 5,927 through the Collector, Central Excise due to general increase in imports counterbalanced by decrease of Rs. 11,69,001 through Port Trust and Rs. 2,49,124 through Central Railway.
C.—Other Receipts—			
(a) Grant-in-Aid of the fees for land, conveyance Music etc., licenses.	3,013	...	Due to increased number of licenses issued during the year.
(b) Grant-in-Aid in respect of offences against the law.	...	2,50,000	Amount received from Government was not adjusted in 1958-59.
(c) Interest and Profit on Investment of Surplus Loan and other balances.	11,51,506	..	Due to higher rate of interest on investments and larger amounts available for investment.
(d) Interest and Profit on Plant and Machinery Depreciation Fund.	...	6,659	Decrease due to lesser balances available in the fund for investment
(e) Miscellaneous	2,12,495	...	Increase is made up of Rs. 1,163 under contribution from Municipal servants towards Pensions etc., fund, Rs. 1,54,082 under Miscellaneous receipts such as unclaimed dues and deposits and sealing and stamping charges etc., Rs. 21,679 under Miscellaneous fees and Rs. 35,571 under Rent of Buildings and lands.
(f) Receipts on account of Municipal Journal.	...	11,542	Decrease is made up of Rs. 10,867 under advertisements due to lesser number of advertisement, Rs. 857 under sale of Municipal Journal counterbalanced by increase of Rs. 182 under Miscellaneous Receipts.
(g) Receipts from Mahatma Gandhi Memorial Olympic Swimming Pool	47,916	...	Increase due to increase in the number of monthly and seasonal membership and holding of water show during the year.
2.—Water Works and Other Miscellaneous—			
Water Works Revenue	...	2,05,624	Decrease of Rs. 4,43,784 under Tax on rateable value, partly due of rapid progress of metering and partly due to non-payment of bills amounting to Rs. 12 lakhs by the Port Trust, Rs. 2,19,260 under tax by meter measurement, Rs. 2,121 under fees for water connections counterbalanced by increase of Rs. 2,61,296 under compounded tax, Rs. 75,965 under rent of water meters due to increase in the number of Municipal meters fixed on water connection, Rs. 18,015 under Rent of Building and lands due to recovery in respect of outsiders in Municipal quarters and Rs. 1,04,265 under Miscellaneous fees due to increase in fees for testing pipes, fittings meter fixing fees on account of increased building activities, recoveries of old areas of strainer cleaning fees and increase in number of permits for Vehar and Tansa Bunglows.
5.—Public Health Department	2,300	Decrease mainly under Miscellaneous fees, Rent of Building and sale of rights etc., and grant-in-aid from Government for the duty free supply of spritious preparations, counter balanced by increase in Miscellaneous receipts.
6.—Medical Relief and Education	74,448	...	Increase is mainly under—
			Rs.
			Miscellaneous fees and rent of Buildings and lands ... 44,466
			Receipts from K. E. M. Hospital ... 16,516
			Interest realised on Hospital Fund ... 4,904
			Grant-in-Aid from Government in respect of excise duty 6,887
			Receipts from T. N. M. College ... 5,844
			Receipts from N. H. Dental College ... 9,037
			Receipts from L. T. M. G. H. Sion ... 4,741
			The main decreases were under receipts from G. S. M. College Rs. 14,717; Interest on K. E. M. Hospital and G. S. M. College equipment fund Rs. 1,417; receipts from B. Y. L. Nair Hospital Rs. 1,828. The increase under receipts from K. E. M. Hospital was due to sale of old records, penalties received from contractors, fees received on account of Hire of Ambulance. Increase under interest on Hospital Fund was due to better interest rates and large amounts available for investments. Increase under receipt from T. N. M. College was due to increased receipts of admission fees, Post-graduate fees etc. Increase under receipts from Dental College is due to increased number of patients treated at the clinics and increased number of students. Increase under receipts from L. T. M. G. H. Sion is due to increase in the number of paying patients and increased number of students seeking Hospital practice.

Budget Head.	Amount of Increase.	Amount of Decrease.	REMARKS.
	Rs.	Rs.	
7.—Street, Cleansing and Conservancy etc.	...	4,10,692	The decrease of Rs. 4,67,658 under tax on rateable value, Rs. 6,591 under Miscellaneous Receipts due to fall in the offer for skinning rights, Rs. 27,750 under receipts from Government in respect of cleansing Government foreshores in A, D and G Wards due to part receipt of the amount due counterbalanced by increase of Rs. 12,236 under Halalkhore Tax for special service due to increased number of carnivals, circuses, etc., Rs. 49,983 under sale of rights, Rs. 3,331 under Miscellaneous fees and Rs. 25,757 under rent of building and lands due partly to recovery of electric charges on account of electrification of some of the Municipal chawls.
8.—Roads, S. W. Drains, etc.	6,51,403	...	Increase is made up of Rs. 2,36,692 under Wheel Tax from private conveyances; Rs. 31,174 under public convenience due to increase in the number of vehicles; Rs. 13,387 under Ground Rent from private parties; Rs. 3,33,006 under Miscellaneous receipts due to the recovery of the road opening fees from the Bombay Telephone Department Rs. 24,648 under Miscellaneous fees and Rs. 12,464 under rent of Buildings and Lands.
9.—Mechanical	31,434	...	Increase is mainly due to increase in the number of departmental works carried out by this department and increase in the demand for ambulances from the public.
10.—Buildings, Land Acquisition and Management.	10,28,160	...	Increase of Rs. 8,50,000 under sale proceeds of surplus land due to transfer of land at Phalton Road belonging to Budget 'A' to Budget 'B' and transfer to Budget 'E' of Plot 'B' at Annie Besant Road belonging to Budget 'A' Rs. 1,46,527 under Rent of Buildings, Rs. 75,744 under Miscellaneous fees due to more unauthorised stall boards etc., projections having been regularised during the year, counterbalanced by decrease of Rs. 43,196 under Ground Rent and Rs. 915 under Miscellaneous receipts.
11.—Fire Brigade	33,438	...	Increase of Rs. 12,988 under Tax from public due to new constructions Rs. 1,199 from Mills; Rs. 25,024 under Miscellaneous receipts due to more calls for hire of fire engines for pumping of water operations counterbalanced by decrease of Rs. 5,773 under tax from Improvement Scheme properties.
12.—Licensing, Removal of Encroachment etc.	3,77,138	...	Increase of Rs. 1,48,125 under Licenses for dangerous and offensive trades mainly due to strict vigilance of the department of unauthorised storing; Rs. 1,01,934 under licenses from squatters and Hawkers due to issue of larger number of licenses and recoveries of old arrears; Rs. 33,261 under Miscellaneous Receipts and Rs. 38,857 under fees for Advertisement due to increase in the number of advertisements due to increase in commercial and industrial activities Rs. 4,5,526 under receipts from theatre tax due to reclassification of certain cinema theatres and starting of a new cinema theatres and increase in the number of stray performances; Rs. 9,924 grant-in-aid from Govt. counterbalanced by decrease of Rs. 614 under Registration fees.
13.—Gardens and Open Spaces	63,131	...	Increase is made up of Rs. 2,364 under Miscellaneous receipts, Rs. 2,317 under Rent of Building and lands due to fluctuation in the number of outsiders staying with principal tenants; Rs. 6,710 under Rent of Open Air Theatre due to unexpected increased demand for performances; Rs. 36,270 under receipts from Victoria Gardens due to increase sale of plants, flowers, joy rides etc., and Rs. 15,470 under receipts from other Gardens.
14.—Markets and Slaughter Houses	85,454	...	Increase mainly under stallage charges; Rs. 79,106 due to good demand for stalls, and recovery of arrears Rs. 12,459 under squatter's fees due to receipts from the Garamkhada Market Rs. 17,955 from Fair Ground and Feeding fees, Rs. 5,811 under Rent of Buildings and lands and Rs. 14,003 under License fees, counterbalanced mainly by decrease of Rs. 31,373 under cold storage fees Rs. 5,659 under slaughter fees and Rs. 6,848 under Miscellaneous receipts.
15.—Contributions from Capital Funds.	67,367	...	Increase due to increase in the expenditure on Capital Works.
16.—Extra-ordinary Receipts	7,965	...	Increase partly due to amounts held in fixed deposits having yielded better interest and also due to availability of large balances for investments.
17.—Rebate from Government on account of collections of the U. I. P. Tax in the City.	7,764	...	Increase is due to recovery of arrears.
18.—Transfer from the B. E. S. & T. Fund.	...	19,724	Due to decrease in the contribution under Section 460LL(1)(d) of the Municipal Act.

Summary of Increases and Decreases in Income compared with the Budget Estimates.

(000 Omitted)

	Increase.		Decrease.
	Rs.	Rs.	Rs.
General Tax—			
From Mills	+ 27		
From Public			
From Improvement Scheme Properties	-2.69		
	-1.31		
	<u>-2.00</u>		1.73
Town Duties		5.05	
Grant-in-Aid of the fees for Land conveyance, Musicelte		3	
Grant-in-aid in respect of fines for offences against the law			2.50
Interest and Profits on investments of surplus Loan and other balances		11.52	
Interest and profit on Plant and Machinery Depreciation Fund			7
Miscellaneous		2.12	
Municipal Journal			12
M. G. M. O. Swimming Pool		48	
Water Works			2.06
Museum and Libraries			2
Public Health			2
Medical Relief and Education		74	
Street Cleansing and Conservancy			4.11
Roads, S. W. Drains, etc.		6.51	
Mechanical		32	
Buildings, Land Acquisition etc.		10.23	
Fire Brigade		34	
Licensing and Removal of Encroachments		3.77	
Gardens and Open Spaces		63	
Markets and Slaughter Houses		86	
Contribution from Capital Funds		67	
Extra Ordinary Receipts		8	
Rebate from Government		8	
Transfers from the B. E. S. T. Fund			20
Total		<u>43.48</u>	<u>10.83</u>
Gross Increase		<u>43.48</u>	
Gross Decrease			<u>10.83</u>
Net Increase		<u>32.65</u>	

Statement 'B' showing the analysis of amounts to be renewed for expenditure in 1959-60 and amounts of savings out of the grants for 1958-59 after allowing for renewal under different Service Heads.
(000 Omitted)

Budget Head.	Establishment, Supervisory and Labour including P. F. Pension etc. and D.A.	Stores and Materials.	New Works, Special Repairs, etc.	Debt Charges.	Specific Items.	Miscellaneous.	TOTAL		Grand Total
							A	B	
	Rs.	Rs.	Rs.	Rs.	Rs.	Rs.	Rs.	Rs.	Rs.
I.—General Supervision, Collection of Revenue, etc.	A 2.33 B 3.36	9 3	1.51 54	8 57	...	9.85 2.66	7.80	7.16
II.—Water Works	A 3.05 B 1.77	4 1	6.84 92	3.37 8.14	...	4.49 1.92	17.59	12.76
III.—Contribution to Education Fund under Section 126(c) of the Bombay Municipal Corporation Act.	A B		(See under XV.—Contribution 'C')						
IV.—Museum & Libraries etc.	A 14 B 14	...	5 4	1.81 68	2.00	86
V.—Public Health Department	A 3.31 B 2.08	35 19	20 89	6 12	...	1.14 1.54	5.06	4.82
VI.—Medical Relief & Education	A 6.65 B 9.72	4.41 1.55	4.10 4.45	30 5.64	...	14.13 22.68	29.59	44.04
VII.—Street Cleansing and Conservancy, etc.	A 9.93 B 6.52	2.14 95	17.50 3.48	52 6.87	...	13.63 2.23	43.72	20.05
VIII.—Roads, S. W. Drains and Public Lighting	A 11.50 B 4.75	...	10.16 12.39	49 3.62	...	23 15.58	22.38	36.34
IX.—Mechanical ...	A 47 B 57	4 13	55 45	16 12	122	1.55
X.—Buildings, Land Acquisition and Management.	A 1.17 B 3.22	...	6.08 15.39	28 1.85	...	1.53 52	9.06	20.98
XI.—Fire Brigade	A 98 B 74	56 93	50 32	1 1.02	...	91 10	2.96	2.51
XII.—Licensing, Removal of Encroachment, etc.	A 52 B 87	...	22 8	...	14	21 7	95	1.16
XIII.—Gardens and Open Spaces.	A 8 B 64	26 1	1.65 44	44 22	2.48	1.58
XIV.—Markets and Slaughter Houses.	A 73 B 1.23	104 4	1.99 17	1.16 ...	494	1.82
XV.—Contributions to—									
(a) Budget 'B'	A B	1.18	31.18
(b) Budget 'D'	A B
(c) Budget 'E'	A B
XVI.—Miscellaneous—									
A.—Provident Fund, etc. including P. F. etc., under II, VIII, XI & XIV.	A B	47	47
B.—U. I. P. Tax, etc.	A B
C.—Dearness Allowance including D. A. under II, VIII, XI & XIV.	A B
D.—Grants-in-aid to Public Institutions.	A B	1.92	1.92
E.—Rent of Buildings	A B
Total A	40.86	8.87	51.15	5.18	...	43.69	1,49.75	...	
Total B	35.61	3.24	39.56	28.90	3.57	48.32	...	1.59.20	
Grand Total	3,08.95

A—Renewals.
B—Savings.

APPENDICES

MUNICIPAL ACCOUNT.

- No. 1.—General Financial Statistics.
 - No. 2.—Statement of Surplus Revenue Fund for 1958-59.
 - No. 3.—Statement showing the Income realised during 1958-59 as compared with estimates for the year as also with the actuals for the preceding year.
 - No. 4.—Statement showing the expenditure during 1958-59 as compared with the Final sanctioned grants.
 - No. 4A.—Statement showing details of Expenditure incurred on New Works during the year ending 31st March 1959.
 - No. 5.—Balance Sheet (Revenue) as at 31st March 1959.
 - No. 6.—Statement of Special Funds for 1958-59.
 - No. 7.—Balance Sheet (Capital Funds) as at 31st March 1959.
 - No. 8.—Block Account, showing details of Capital Expenditure upto 31st March 1959.
 - No. 9.—Statement showing (1) the total amount of Municipal loans raised, (2) the expenditure incurred there against and (3) the invested balance of the loans on 31st March 1959.
 - No. 10.—Statement showing the actual investment on account of the Sinking Fund of different Municipal Loans upto 31st March 1959 compared with the amounts which should have accumulated upto that date on the basis of the fixed instalments and the sums set aside as Sinking Fund as at 31st March 1959.
 - No. 11.—Statement showing outstanding loans due by the Municipality, the interest outstanding on 1st April 1958 on the different loans, the amount payable for the year 1958-59, the amount paid by the Imperial Bank of India and in office during that year and the balances outstanding on 31st March 1959.
 - No. 12.—Water Works, Income and Expenditure Account, including statement of income realizations for 1958-59 and preceding 5 years from Water supply through meters.
 - No. 12A.—Supplementary to No. 12 Statement showing the quantity of water by meter supplied during 1951-52 to 1958-59.
 - No. 12A.—Water Works Assets and Liabilities.
 - No. 13.—Markets and Slaughter Houses, Income and Expenditure Account for 1958-59.
 - No. 14.—Municipal Printing Press, Income and Expenditure for the year 1958-59.
 - No. 14A.—Statement of Advance of Accounts for 1958-59.
 - No. 14B.—Statement of Advance Accounts out of Special Funds for 1958-59.
 - No. 14C.—Statement of Deposit Accounts for 1958-59.
 - No. 14D.—Statement of Reserve Stores Stock Accounts for 1958-59.
 - No. 14E.—Statement of interest acc. ued but not paid in respect of the Municipal loans outstanding on 31st March 1959.
 - No. 14E(1)—Statement showing details of Debt Equalisation Fund.
 - No. 15.—Statement of amounts of receipts and expenditure respectively, credited and debited to the Municipal Fund during the year 1958-59 and the balance at the credit of the fund at the close of the year 1958-59 (i.e., 31st March 1959).
 - No. 16.—Comparison of Face, Purchase and Market values at 31st March 1959 of the different securities held in the Special Funds.
 - No. 16A.—Comparison of Face, Purchase and Market values at 31st March 1959 of the different securities held in the Sinking Funds.
 - No. 16B.—Statement showing the amount of and the object for which the donations held under Public Monuments Maintenance Fund were received from different parties upto 31st March 1959.
 - No. 16C.—Statement showing the amount of and the object for which the endowments held under Endowments Fund were received from different parties upto 31st March 1959.
 - No. 17.—Statement of Town Duties collected and refunds allowed in 1958-59.
 - No. 18.—Statement of the Income of the Bombay Municipality from 1932-33 to the close of the financial year 1958-59.
 - No. 19.—Statement of the Expenditure of the Bombay Municipality from 1932-33 to the close of the financial year 1958-59.
 - No. 20.—Contracted statement of Income and Expenditure from the year 1932-33 to the financial year 1958-59.
- IMPROVEMENT SCHEMES ACCOUNT.
- No. 21.—General Financial Statistics.
 - No. 22.—General Account for the year 1958-59.
 - No. 22A.—Slum Clearance Account City (General Account).
 - No. 22B.—Slum Clearance Account Suburban (General Account).
 - No. 23.—General Account for 1958-59—Details of Income.
 - No. 24.—General Account for 1958-59—Details of Expenditure.
 - No. 25.—Balance sheet (Capital Account) as at 31st March 1959.
 - No. 25A.—Balance sheet Slum Clearance City.
 - No. 25B.—Balance sheets Slum Clearance Suburban.
 - No. 26.—Block Account showing Capital Expenditure upto 31st March 1959.
 - No. 26A.—Block Account showing Capital Expenditure upto 31st March 1959—for Slum Clearance City.
 - No. 27.—Statement showing scheduled lands as specified in the Schedules W to Z annexed to Act XIII of 1933.
 - No. 28.—Statement showing the actual investments on account of the Sinking Fund of different Improvement Trust Loans upto 31st March 1959 compared with the amounts which should have accumulated upto that date on the basis of the fixed instalments and the sums set aside as Sinking Fund, as at 31st March 1959.
 - No. 28A.—Statement showing actual investments on account of Sinking Fund for Slum Clearance upto 31st March 1959 compared with the amounts which should have accumulated upto that date on the basis of the fixed instalments and the sums set aside as Sinking Fund, as at 31st March 1959.
 - No. 29.—Statement showing outstanding loans of the Bombay Improvement Trust due by the Municipality, the interest outstanding on 1st April 1958 on the different loans, the amount payable for the year 1958-59, the amount paid during that year and the balances outstanding on 31st March 1959.
 - No. 29A.—Statement showing outstanding loan of the Slum Clearance Scheme (City) Budget 'B' etc.
 - No. 30.—Comparison of Face, Purchase and Market values at 31st March 1959 of the different securities held in the Sinking Fund.
 - No. 30A.—Comparison of Face, Purchase and Market values at 31st March 1959 of the different securities held in the Slum Clearance.
- EDUCATION FUND.
- No. 31.—Revenue Account for the year ended 31st March 1959.
 - No. 32.—Statement showing Net Receipts during the year 1958-59 from all sources as contrasted with the original and Revised Budget Estimates.
 - No. 33.—Statement showing actuals as compared with the final sanctioned grants for 1958-59.
 - No. 33A.—Statement showing details of Expenditure incurred on New Works during the year ending 31st March 1959.
 - No. 34.—Revenue Account Balance Sheet as at 31st March 1959.
 - No. 35.—Capital Fund Balance Sheet as at 31st March 1959.
 - No. 36.—Block Account showing details of Capital Expenditure upto 31st March 1959.
 - No. 37.—Statement showing outstanding loan due by the Municipality, the interest outstanding on 1st April 1959 on different loans, the amount payable for the year 1958-59, the amount paid by the Imperial Bank of India and in office during that year and the balances outstanding on 31st March 1959.
 - No. 38.—Statement showing the actual investment on account of the sinking Fund of different Education Loans upto 31st March 1959 compared with the amounts which should have accumulated upto that date on the basis of the fixed instalments and the sums set aside as Sinking Fund as at 31st March 1959.
 - No. 39.—Statement of Advances for 1958-59.
 - No. 39A.—Statement of Deposit Accounts for 1958-59.
 - No. 39B.—Statement of interest accrued but not paid in respect of the Municipal loans outstanding on 31st March 1959.
 - No. 40.—Statement showing the amounts of receipts and Expenditure respectively credited and debited on the Education Fund during the year 1958-59 and the balance at the credit of the fund at the close of the year 1958-59. (i.e., 31st March 1959.)
 - No. 41.—Comparison of Face, Purchase and Market value at 31st March 1959 of the different securities held in the Sinking Funds.
 - No. 41A.—Statement showing the amount of and object for which the endowments held under the Endowment Fund were received from different parties upto 31st March 1959.

APPENDIX No. 1

General Financial Statistics

	1954-55.	1955-56	1956-57.	1957-58.	1958-59.
<i>General.</i>					
1. Area of the City (acres)	16,761	16,761	16,761	16,761	16,761
2. Population ...	**23,29,020	** 23,29,020	** 23,29,020	** 23,29,020	23,29,020
<i>Rates and Assessments.</i>					
3. Rateable value Rs.	24,98,47,735	25,20,61,126	25,74,42,662	26,64,32,986	27,77,90,591
4. Rateable value per head of population.	Rs. 107-4-5	*Rs. 108-3-7	*Rs. 110-8-7	*Rs. 114 =40	Rs. 119-27
5. Properties registered in the Assessment Book	54,527	54,527	54,733	55,040	56,091
<i>Income.</i>					
	Rs.	Rs.	Rs.	Rs.	Rs.
	at 17 per cent.	at 17 per cent.	at 17 per cent.	at 17 per cent.	at 17 per cent.
6. General Tax ...	3,47,17,755	3,81,49,844	3,87,62,716	4,10,61,749	4,01,61,279
7. Income from other sources ...	5,71,81,350	6,20,79,108	6,60,44,297	6,85,12,729	7,07,74,347
Total Income Rs.	9,18,99,105	10,02,28,952	10,48,07,013	10,95,74,478	11,09,35,626
8. Incidence of Taxation per head ...	Rs. 32-2-11	Rs. 35-13-0	Rs. 37-3-5	Rs. 39 =19	Rs. 38 =88
<i>Loans.</i>					
	Rs.	Rs.	Rs.	Rs.	Rs.
9. Debt outstanding ...	26,29,41,628	30,32,72,914	33,41,31,582	36,04,53,335	39,84,16,872
10. Redemption and Sinking Funds in hand or invested ...	4,21,87,993	4,92,92,485	6,13,32,632	7,13,12,298	8,42,13,536
11. Net Loan Debt ...	22,07,53,635	25,39,80,429	27,27,98,950	28,91,41,037	31,42,03,336
12. Net Debt per head of population ...	Rs. 94-12-7	Rs. 109-0-10	Rs. 117-2-1	Rs. 124 =14	Rs. 134 =91
<i>Expenditure.</i>					
	Rs.	Rs.	Rs.	Rs.	Rs.
13. Water Works—Maintenance ...	39,98,399	43,44,372	44,10,525	59,28,654	72,33,668
Debt Charges ...	1,31,24,193	1,41,64,868	1,73,96,333	1,77,17,648	1,92,78,502
14. Primary Education ...	99,05,135	99,72,443	1,09,37,927	1,11,32,141	1,24,66,295
15. Medical Relief ...	80,30,489	79,11,101	91,53,055	93,75,012	1,38,48,740
16. Other City services ...	4,48,62,181	4,79,75,454	4,83,39,406	5,35,93,259	5,01,63,353
17. Debt Charges—excluding Water Works...	83,48,165	87,49,646	89,69,901	95,07,349	93,37,443
Total Expenditure Rs. ...	8,82,68,562	9,31,17,884	9,92,07,147	10,72,54,063	11,23,28,001

** As per Census Authorities subsequently revised figure.

G. V. DAMLE,
Chief Accountant,

V. L. GIDWANI
Municipal Commissioner

APPENDIX No. 2

Revenue Account for the year ended 31st March 1959.

Particulars		Total		Particulars		Total	
		Rs.	nP.			Rs.	nP.
To Revenue Expenditure as per Appendix No. 4	...	11,23,28,001	70	By Revenue Receipts as per Appendix No. 3	...	11,09,35,625	77
				„ Balance being deficit for the year	...	13,92,375	93
		11,23,28,001	70			11,23,28,001	70
To Contribution towards Improvement Schemes during 1959-60-	Rs. nP. 47,22,518 00			By Surplus Revenue Fund as at 1st April 1958	...	2,20,65,429	09
„ Revenue Expenditure to be incurred in 1959-60 and provided for as renewed grants	1,49,74,991 00			„ Revenue of previous year renewed for payment of contribution towards Improvement Schemes during 1958-59	46,04,236 00		
		1,96,97,509	00	„ Revenue of previous years reserved for the year 1958-59	2,05,00,826 00		
„ Deficit for the year	...	13,92,375	93			2,51,05,062	00
„ Balance being Surplus Revenue Fund as at 31st March 1959 as per Appendix No. 5	...	2,60,80,606	16			4,71,70,491	09
		4,71,70,491	09			4,71,70,491	09

G. V. DAMLE,
Chief Accountant.

V. L. GIDWANI,
Municipal Commissioner.

Appendix No. 3

INCOME

Statement showing the Net Receipts during the Financial Year 1958-59 from all sources as contrasted with the Original and Revised Budget Estimates

Particulars.	Budget Estimate for 1958-59.	Revised Estimate for 1958-59.	Actuals for 1958-59.	Actuals for 1957-58.	Compared with Budget Estimate.		Compared with Revised Estimate	
					+ Increase - Decrease.	+ Increase - Decrease.		
1	2	3	4	5	6	7	8	9
	Rs.	Rs.	Rs.	Rs.	Rs.	Rs.	Rs.	Rs.
1.—General Tax, Indirect Taxation and Miscellaneous Revenue.								
A.—General Tax at 17 per cent.—								
(1) From the Public	3,45,77,355	3,46,42,770	3,45,07,796	3,40,16,543	— 69,559	— 1,34,974		
(2) From Government	7,29,630	7,29,630	7,29,630	22,27,080	— ...	— ...		
(3) From Port Trust	13,62,640	13,62,641	13,62,641	13,62,641	+ 1	+ ...		
(4) From Improvement Schemes Properties	5,82,310	5,89,660	4,51,388	5,76,819	— 1,30,922	— 1,38,272		
(5) From Mills	24,82,480	24,87,630	25,09,622	24,08,205	+ 27,142	+ 21,992		
(6) From Central Railway	3,42,720	3,42,720	3,42,723	3,42,722	+ 3	+ 3		
(7) From Western Railway	2,57,475	2,57,470	2,57,479	1,27,739	+ 4	+ 9		
	4,03,34,610	4,04,12,521	4,01,61,279	4,10,61,749	— 1,73,331	— 2,51,242		
B.—Town Duties—								
(1) Through Port Trust	39,25,370	34,25,370	27,56,369	38,28,260	— 11,69,001	— 6,69,001		
(2) Through Central Railway	39,61,438	37,61,438	37,12,314	39,23,772	— 2,49,124	— 49,124		
(3) Through Western Railway	18,27,066	17,27,066	19,42,687	21,00,599	+ 1,15,621	+ 2,15,621		
(4) Through T. D. Deptt.	10,36,058	18,36,058	24,33,281	16,01,113	+ 13,97,223	+ 5,97,223		
(5) The collector central excise Bombay	6,048	12,048	11,975	17,902	+ 5,927	— 73		
	1,07,55,980	1,07,61,980	a) 1,08,56,626	a) 1,14,71,646	+ 1,00,646	+ 94,646		
Deduct—Refunds and Commission charges	20,84,500	20,84,500	b) 16,80,338	b) 24,02,101	— 4,04,162	— 4,04,162		
	86,71,480	86,77,480	91,76,288	90,69,545	+ 5,04,808	+ 4,98,808		
C.—Other Receipts—								
(a) Grant-in-aid of the fees for Land, Conveyance, Music etc., Licences	10,000	10,000	13,013	11,453	+ 3,013	+ 3,013		
(b) Grant-in-aid in respect of fines for offences against the Law...	2,50,000	2,65,000	...	2,62,831	— 2,50,000	— 2,65,000		
(c) Interest and Profit on Investments of Surplus Loan and other Balances	20,00,000	25,00,000	31,51,506	22,50,073	+ 11,51,506	+ 6,51,506		
(d) Interest and Profit on Plant and Machinery Depreciation Fund	1,08,660	90,000	1,02,001	1,31,541	— 6,659	+ 12,001		
(e) Miscellaneous								
(1) Contribution from Municipal servants towards Pensions etc., Fund	15,000	15,000	16,163	14,972	+ 1,163	+ 1,163		
(2) Miscellaneous receipts	3,00,000	5,00,000	4,54,032	6,72,017	+ 1,54,082	— 45,918		
(3) Miscellaneous fees	40,000	42,000	61,679	53,214	+ 21,679	+ 19,679		
(4) Rent of buildings and lands	93,330	1,05,720	1,28,901	80,907	+ 35,571	— 23,181		
	4,48,330	6,62,720	6,60,825	8,21,110	+ 2,12,495	— 1,895		
(f) Receipts on account of Municipal Journal								
(1) Advertisement	28,000	27,000	17,133	25,786	— 10,867	— 9,867		
(2) Sale of Municipal Journal	2,000	1,800	1,143	1,600	— 857	— 657		
(3) Miscellaneous Receipt	...	200	182	...	+ 182	— 18		
	30,000	29,000	18,458	27,386	— 11,542	— 10,542		
(g) Receipts from Mahatma Gandhi Memorial Olympic Swimming Pool.	75,000	1,15,000	1,22,916	86,866	+ 47,916	+ 7,916		
	29,21,990	36,71,720	40,68,719	35,91,260	+ 11,46,729	+ 3,96,999		
	5,19,28,080	5,27,61,721	5,34,06,286	5,37,22,554	+ 14,78,206	+ 6,44,565		
2.—Water Works.—Water Tax and other Miscellaneous Water Works Revenue—								
A.—Water tax—								
(1) On Ratable Value at 3½ percent	55,52,000	51,70,790	51,08,216	51,55,759	— 4,43,784	— 62,574		
(2) By Measurement per 1,000 gallons	1,80,15,000	1,90,65,240	1,77,95,740	1,80,76,428	— 2,19,260	— 12,69,500		
(3) Compounded Tax	16,08,580	17,09,540	18,69,876	20,90,621	+ 2,61,296	+ 1,60,336		
	2,51,75,580	2,59,45,570	2,47,73,832	2,53,22,808	— 4,01,748	— 11,71,738		
B.—Other Receipts—								
(1) Rent of Water Meters	2,22,000	2,63,790	2,97,965	2,09,588	+ 75,965	+ 34,175		
(2) Rent of Buildings and Lands	27,640	36,090	45,655	32,452	+ 18,015	+ 9,565		
(3) Miscellaneous Receipts	1,75,000	2,06,957	2,79,265	2,37,939	+ 1,04,265	+ 72,308		
(4) Fees for Water connections	1,30,000	1,30,000	1,27,879	1,41,008	— 2,121	— 2,121		
	5,54,640	6,36,837	7,50,764	6,20,987	+ 1,96,124	+ 1,13,927		
	2,57,30,220	2,65,82,407	2,55,24,596	2,59,43,795	— 2,05,624	— 10,57,811		
3.—Education (Primary)†								
4.—Museums and Libraries								
A.—Miscellaneous—								
(1) Miscellaneous receipts	10,400	10,400	8,271	1,547	— 2,129	— 2,129		
5.—Public Health Department.								
A.—Interest realised on Donations	75	75	75	75		
B.—Miscellaneous—								
(1) Miscellaneous receipts	10,000	16,860	24,800	23,070	+ 14,800	+ 7,940		
(2) Miscellaneous fees	1,90,000	1,83,000	1,76,908	1,86,169	— 13,092	— 6,092		
(3) Rent of Buildings and Lands	1,00,000	1,00,000	97,937	98,337	— 2,063	— 2,063		
(4) Sale of rights	2,000	1,200	1,272	1,227	— 728	+ 72		
	3,02,000	3,01,060	3,00,917	3,08,803	— 1,083	— 143		
C.—Grant-in-aid from Government for the duty free supply of Spirituous Medical Preparations for the use of Hospitals and Dispensaries	3,400	3,400	2,316	3,415	— 1,084	— 1,084		
D.—Tax on Dogs	42,250	41,000	42,117	41,484	— 133	+ 1,117		
	3,47,725	3,45,535	3,45,425	3,53,777	— 2,300	— 110		
Carried forward Rs.	7,80,16,425	7,97,00,063	7,92,84,578	8,00,21,673	+ 1,26,8153	— 4,15,485		

(a) These are net receipts after deducting Commission charges amounting to Rs. 2,26,114.

(b) This is exclusive of Commission charges amounting to Rs. 2,26,114.

† Receipts transferred to Budget 'E'.

Appendix No. 3—(Contd.)

INCOME

Statement showing the Net Receipts during the Financial year 1958-59 from all sources as contrasted with the Original and Revised Budget Estimates

Particulars. 1	Budget Estimate for 1958-59.	Revised Estimate for 1958-59.	Actuals for 1958-59.	Actuals for 1957-58.	Compared with Budget Estimate.	Compared with Revised Estimate.
	2	3	4	5	+Increase -Decrease 6	+Increase -Decrease 7
Brought over Rs. ...	Rs. 7,80,16,425	Rs. 7,97,00,063	Rs. 7,92,84,578	Rs. 8,00,21,673	+ 12,68,153	- 4,15,485
6.—Medical Relief and Education.	4,100	4,100	4,116	4,283	+ 16	+ 16
A.—Interest realised on donations from the Public ...						
B.—Miscellaneous—						
(1) Miscellaneous receipts ...	12,500	17,000	43,532	16,924	+ 31,032	+ 26,532
(2) Miscellaneous fees ...	10,000	10,000	22,618	10,305	+ 12,618	+ 12,618
(3) Rent of Buildings and Lands ...	2,500	2,000	3,316	1,977	+ 816	+ 1,316
	25,000	29,000	69,466	29,206	+ 44,466	+ 40,466
C.—Receipts from Gordhandas Sunderdas Medical College ...	1,77,100	1,73,700	1,62,383	1,74,710	- 14,717	- 11,317
D.—Receipts from King Edward Memorial Hospital ...	34,600	49,000	51,116	61,415	+ 16,516	+ 2,116
E.—Interest realised on Hospital Fund (for Veneral Ward at King Edward Memorial Hospital) ...	60,000	56,285	64,904	64,014	+ 4,904	+ 8,619
F.—Interest on K. E. M. Hospital and G. S. Medical College Equipment Fund ...	4,000	2,150	2,583	6,863	- 1,417	+ 433
FF.—Interest realised on the Donation from the Establishment of Blood Bank at K. E. M. Hospital ...	1,157	1,157	1,156	1,157	- 1	- 1
G.—Grant-in-aid from Government in respect of Excise Duty etc., for spirituous articles ...	14,000	14,000	20,887	14,495	+ 6,887	+ 6,887
H.—Receipts from—						
(a) The Topiwalls National Medical College ...	1,14,430	1,23,926	1,20,274	1,22,922	+ 5,844	- 3,652
(b) Nair Hospital Dental College ...	93,690	98,450	10,277	85,299	+ 9,037	+ 4,277
(c) Bai Yamunabai L. Nair Hospital ...	7,620	6,280	5,792	6,093	- 1,828	- 488
(d) Grant-in-aid from Government for the T.N.M. College	4
	2,15,740	2,28,656	2,28,793	2,15,318	+ 13,053	+ 137
I.—Receipts from L. T. M. G. H. Sion ...	1,42,680	1,58,350	1,47,421	1,34,092	+ 4,741	- 10,929
	6,78,377	7,16,398	7,52,825	7,05,553	+ 74,448	+ 36,427
7.—Street Cleansing and Conservancy, Road Watering and Halalkhore service.						
A.—Halalkhore Tax—at 3 per cent.						
(1) On Ratable Value ...	81,82,000	80,77,245	77,14,342	68,71,545	- 4,67,658	- 3,62,903
(2) For Special Service ...	4,31,200	5,17,100	4,43,436	5,08,199	+ 12,236	- 73,664
	86,13,200	85,94,345	81,57,778	73,79,744	- 4,55,422	- 4,36,567
B.—Other Receipt						
(1) Sale of Rights ...	69,000	1,25,000	109,983	61,670	+ 49,983	- 15,017
(2) Miscellaneous receipts ...	3,37,740	3,37,740	3,31,149	1,02,920	- 6,591	- 6,591
(3) Miscellaneous fees ...	60,000	70,000	63,331	81,711	+ 3,331	- 6,669
(4) Rent of Buildings and Lands ...	40,000	45,000	65,757	44,693	+ 25,757	+ 20,757
(5) From Government in respect of cleansing Government Foreshores in A, D & G wards ...	55,500	55,500	27,750	27,750	- 27,750	- 27,750
	5,53,240	6,33,240	5,97,970	3,18,744	+ 44,730	- 35,270
	91,66,440	92,27,585	87,55,748	76,98,488	- 4,10,692	- 4,71,837
8.—Roads, S. W. Drains and Public Lighting.						
A.—Wheel Tax						
(1) Private conveyances ...	42,08,200	43,65,860	44,44,892	43,44,536	+ 2,36,692	+ 7,9,032
(2) Public conveyances ...	1,75,000	1,78,000	2,06,174	1,73,228	+ 31,174	+ 28,174
	43,83,200	45,43,860	46,51,066	45,17,764	+ 2,67,866	+ 1,07,206
B.—Contribution from Government in lieu of Tolls ...	25,000	25,000	25,000	25,000
C.—Other Receipts.						
(a)—Ground Rent—						
(1) From Private Parties ...	33,600	34,710	46,987	42,313	+ 13,387	+ 12,277
(b)—Miscellaneous—						
(1) Miscellaneous receipts ...	3,00,000	3,00,000	6,33,006	6,09,158	+ 3,33,006	+ 3,33,006
(2) Miscellaneous fees ...	75,000	84,000	99,648	66,764	+ 24,648	+ 15,648
(3) Rent of Buildings and Lands ...	1,20,000	1,25,000	1,32,461	1,35,874	+ 12,464	+ 7,464
	4,95,000	5,09,000	8,65,118	8,11,796	+ 3,70,118	+ 3,56,118
(c)—Interest realised on donations ...	1,884	1,884	1,916	3,237	+ 32	+ 32
	49,38,684	51,14,514	55,90,087	54,00,110	+ 6,51,403	+ 4,75,573
9.—Mechanical.						
A.—Miscellaneous—						
(1) Miscellaneous receipts ...	63,960	65,650	9,53,94	2,93,591	+ 31,434	+ 29,744
10.—Buildings, Land Acquisition and Management.						
A.—Sale proceeds of Surplus Land ...	1,50,000	10,00,000	10,00,000	2,63,647	+ 8,50,000	...
B.—Other Receipts—						
(a)—Rent of Buildings ...	1,32,980	2,72,000	2,79,507	1,20,921	+ 1,46,527	+ 7,507
(b)—Ground Rent ...	3,24,500	3,26,410	2,81,304	3,32,638	- 43,196	- 45,106
(c)—Miscellaneous—						
(1) Miscellaneous Receipts ...	20,000	20,000	19,085	63,338	- 915	- 915
(2) Miscellaneous Fees ...	7,50,000	7,50,000	8,25,744	7,13,778	+ 75,744	+ 75,744
	7,70,000	7,70,000	8,44,829	7,77,116	+ 74,829	+ 74,829
	13,77,480	23,68,410	24,05,640	14,94,322	+ 10,28,160	+ 37,230
Carried forward Rs. ...	9,42,41,366	9,71,92,620	9,68,84,272	9,56,13,737	+ 26,42,906	- 3,08,348

Appendix No. 3—(Concl.)

INCOME

Statement showing the Net Receipts during the financial year 1958-59 from all sources as contrasted with the Original and Revised Budget Estimates

Particulars.	Budget Estimate for 1958-59.	Revised Estimate for 1958-59.	Actuals for 1958-59.	Actuals for 1956-57.	Compared with Budget Estimate		Compared with revised Estimates	
					+ Increase - Decrease	+ Increase - Decrease	+ Increase - Decrease	+ Increase - Decrease
1	2	3	4	5	6	7	8	9
Brought over Rs. ...	Rs. 9,42,41,366	Rs. 9,71,92,620	Rs. 9,68,84,272	Rs. 9,56,13,737	+26,42,906	-	Rs. 3,08,348	-
11.—Fire Brigade.								
A.—Fire Tax at $\frac{3}{4}$ per cent.—								
(1) From the Public ...	15,16,645	15,22,160	15,29,633	15,00,985	+ 12,988	+	7,473	
(2) From Government ...	32,190	30,190	32,190	99,299	
(3) From Port Trust ...	60,115	60,020	60,116	60,116	+ 1	+	96	
(4) From Improvement Schemes Properties ...	25,690	26,010	19,917	25,502	- 5,773	-	6,093	
(5) From Mills ...	1,09,520	1,09,750	1,10,719	1,06,244	+ 1,199	+	969	
(6) From Central Railway ...	15,120	15,170	15,120	15,120	50	
(7) From Western Railway ...	11,360	11,360	11,359	6,680	- 1	-	1	
	17,70,640	17,82,910	17,79,054	18,13,946	+ 8,414	-	3,856	
B.—Other Receipts								
(1) Miscellaneous receipts ...	25,000	40,000	50,024	40,489	+ 25,024	+	10,024	
	17,95,640	18,22,910	18,29,078	18,54,435	+ 33,438	+	6,168	
12.—Licensing, Removal of Encroachments on Public Streets, administration of Shops & Est. Act 1948 and Theatre Tax								
A.—Licence for Dangerous and Offensive Trades ...	11,00,000	12,25,000	12,48,125	12,79,840	+ 1,48,125	+	23,125	
B.—Removal of encroachment on Public Streets—								
(a) Licences for Squatters and Hawkers and fees for Removal of Encroachments ...	5,40,000	6,50,000	6,41,934	6,50,242	+ 1,01,934	-	8,066	
C.—Receipts from the administration of Shops and Establishment Act—								
(a) Grant-in-aid from Government for the Administration of Shops and Establishment Act of 1948 ...	1,50,000	1,66,050	1,59,924	1,71,566	+ 9,924	-	6,126	
(b) Registration etc., fees ...	12,000	12,000	11,386	11,929	- 614	-	614	
(c) Miscellaneous Receipts. ...	1,500	1,500	1,625	2,059	+ 125	+	125	
	1,63,500	1,79,550	1,72,935	1,85,554	+ 9,435	-	6,615	
D.—Miscellaneous—								
(1) Miscellaneous receipts ...	4,000	7,785	37,261	6,493	+ 33,261	+	29,476	
(2) Fees for Advertisements ...	3,60,000	4,20,000	3,98,857	4,49,382	+ 38,857	-	21,143	
	3,64,000	4,27,785	4,36,118	4,55,875	+ 72,118	+	8,333	
E.—Receipts from the Theatre Tax ...	5,58,000	5,58,000	6,03,526	5,75,658	+ 45,526	+	45,526	
	27,25,500	30,40,335	31,02,638	31,47,169	+ 3,77,138	+	62,303	
13.—Gardens and Open Spaces.								
A.—Miscellaneous—								
(1) Miscellaneous receipts ...	7,000	9,000	9,364	6,366	+ 2,364	+	364	
(2) Rent of Buildings and Lands ...	1,17,000	1,17,000	1,19,317	1,19,262	+ 2,317	+	2,317	
(3) Rent for open Air Theatre	5,000	6,710	935	+ 6,710	+	1,710	
(4) Receipts from Victoria Garden	27,600	36,270	...	+ 36,270	+	8,670	
(5) Receipts from other Gardens	15,000	15,470	...	+ 15,470	+	470	
	1,24,000	1,73,600	1,87,131	1,26,563	+ 63,131	+	13,531	
14.—Markets and Slaughter Houses.								
A.—Miscellaneous—								
(1) Stallage charges ...	11,24,000	11,09,000	12,03,106	11,69,741	+ 79,106	+	94,106	
(2) Squatters, fees ...	8,75,000	8,55,000	8,87,459	8,88,013	+ 12,459	+	32,459	
(3) Fair ground and feeding fees ...	3,68,000	3,58,000	3,85,955	3,72,498	+ 17,955	+	27,955	
(4) Slaughter fees ...	7,00,000	7,00,000	6,94,341	6,72,385	- 5,659	-	5,659	
(5) Miscellaneous receipts ...	6,76,500	6,95,000	6,69,652	6,28,055	- 6,848	-	25,348	
(6) Rent of Buildings and Lands ...	42,000	42,000	47,811	78,353	+ 5,811	+	5,811	
(7) Cold Storage fees ...	70,000	45,000	38,627	61,788	- 31,373	-	6,373	
(8) License fees from Owners of Private Markets ...	1,26,500	1,45,000	1,40,503	1,08,252	+ 14,003	-	4,497	
	39,82,000	39,49,000	40,67,454	39,79,085	+ 85,454	+	1,18,454	
15.—Contribution from Capital Funds to Revenue on account of Loan Works Staff...	3,50,000	4,34,800	4,17,367	4,34,800	+ 67,367	-	17,433	
16.—Extraordinary Receipts.								
(a) Interest on Nat Premia Fund and Excess Interest on Sinking Fund ...	1,82,000	1,82,000	1,89,986	1,73,016	+ 7,986	+	7,986	
(b) Recoveries of Special Municipal Contribution paid to ex-Municipal employes who subsequently opted for pension.	1,461	
	1,82,000	1,82,000	1,89,986	1,74,477	+ 7,986	+	7,986	
17.—Rebate from Government on account of Collection of the Urban Immovable Property Tax in the City ...	2,19,080	2,26,595	2,26,844	2,07,724	+ 7,764	+	249	
18.—Transfers from the B. E. S. & T. Fund.								
(a) Under section 460 K.K. (2) (b) of the Municipal Act ...	40,00,000	40,00,000	40,00,000	40,00,000	
(b) Under section 460 L.L. (1) (d) of the Municipal Act ...	50,580	28,570	30,856	36,488	- 19,724	+	2,286	
	40,50,580	40,28,570	40,30,856	40,36,488	- 19,724	+	2,286	
Total Income ...	10,76,70,166	11,10,50,430	11,09,35,626	10,95,74,478	+ 32,65,460	-	1,14,804	

G. V. DAMLE,
Chief Accountant.

V. L. GIDWANI,
Municipal Commissioner.

Appendix No. 4
EXPENDITURE

Statement showing the Actuals as compared with the Final Grants for 1958-59.

Particulars.	Final grants sanctioned for expenditure during 1958-59.	Actuals for 1958-59	FINAL GRANTS COMPARED WITH THE ACTUALS		Actual for 1957-58.
			Amount required to be renewed in 1959-60	Savings.	
	Rs.	Rs.	Rs.	Rs.	Rs.
I.—General Supervision, Collection of Revenue, etc.					
A.—General Superintendence					
(a) Corporation and Standing Committee	6,11,261	5,20,517	35,853	54,991	3,61,893
(b) Chief Auditor's Establishment	2,57,383	2,17,289	8,475	31,619	1,45,639
(c) Municipal Commissioner's Personal and General Office	4,99,896	3,88,666	83,786	27,444	3,25,670
(d) Audit and Accounts Estt.	11,50,358	10,50,220	55,384	44,754	6,66,822
(e) Labour Officer's Establishment	33,182	27,681	1,055	4,446	22,808
(f) Municipal Journal	77,714	60,694	14,373	2,647	44,545
(g) Mahatma Gandhi Memorial Olympic Swimming Pool	1,11,425	75,094	14,967	21,364	53,827
(h) Public Relations Office	2,41,367	1,88,310	38,567	14,490	1,31,374
	2,982,586	25,28,471	2,52,460	2,01,655	17,52,578
B.—Collection of Revenue—					
(a) Property and Wheel Tax Establishment	18,46,239	16,55,450	1,17,124	73,665	10,80,306
(b) Town Duty Establishment	5,61,640	4,72,253	49,380	40,007	2,87,019
	24,07,879	21,27,703	1,66,504	1,13,672	13,67,325
C.—Upkeep of Municipal Head Office	2,26,934	1,18,784	88,128	20,022	75,604
D.—General Stores	3,80,992	3,22,974	35,177	22,841	1,92,080
E.—Miscellaneous Charges	5,74,140	3,70,839	1,19,182	84,119	2,98,979
F.—Election Expenses	1,36,871	Cr. 1,02,241	45,961	1,93,151	6,34,735
G.—New Works	97,318	8,889	65,087	23,342	11,747
H.—Debt Charges	5,17,893	4,52,032	8,493	57,368	4,02,759
	73,24,613	58,27,451	7,80,992	7,16,170	47,35,807
Deduct—Proportion of General Superintendence chargeable to Water Works, Fire Brigade, Markets and Improvement Schemes Account and Education Fund Account	15,06,311	14,45,193	61,118	...	10,97,212
	58,18,302	43,82,258	7,19,874	7,16,170	36,38,595
II.—Water Works.					
A.—Maintenance	61,07,716	44,22,594	13,49,433	3,35,689	30,17,571
B.—Income Tax on income derived by the Municipality for supply of water to areas outside Municipal Jurisdiction	50,000	26,274	...	23,726	40,000
C.—Provident Fund and Pensions etc., charges	2,86,639	2,42,421	21,700	22,518	2,81,946
D.—Proportion of General Supervision and Collection of Revenue etc.	9,40,831	8,33,703	34,168	72,960	6,34,672
E.—Dearness Allowance	53,580	53,580	10,90,592
F.—New Works	1,19,781	42,855	50,481	26,445	30,963
G.—Debt Charges	2,04,29,263	1,92,78,502	3,36,854	8,13,907	1,77,17,648
H.—Provision for Equilisation of Debt charges	16,65,820	16,65,820	8,32,910
	2,96,53,630	2,65,12,169	17,92,636	13,48,825	2,36,46,302
III.—Education (Primary).					
	Shown	under	XV—	Contribution	etc.
IV.—Museums & Libraries:					
A.—Victoria and Albert Museum	4,75,987	2,23,360	1,81,657	70,970	45,656
B.—Municipal Free Reading Rooms and Libraries	86,706	65,476	13,528	7,702	46,605
C.—Debt Charges	1,177	1,176	...	1	1,176
D.—Provident Fund Pension etc. charges	20,100	8,134	4,700	7,266	...
	5,83,970	2,98,146	1,99,885	85,939	93,437
V.—Public Health Department.					
A.—General Superintendence—					
(a) General Supervision	14,48,267	12,25,601	1,36,760	85,906	8,90,890
(b) Epidemics	4,09,979	3,26,747	33,574	49,658	2,07,397
(c) Vaccination	3,09,948	2,22,380	47,604	39,964	1,85,277
(d) Malaria and Insecticides	9,01,827	7,73,531	97,285	31,011	5,03,437
(e) Miscellaneous	7,43,968	5,20,053	1,09,313	1,14,602	2,48,762
(f) Licensing of Dogs	57,175	47,902	6,123	3,150	35,749
	38,71,164	31,16,214	4,30,659	3,24,291	20,71,512
B.—Supply of Milk to undernourished needy Children attending Municipal Schools	15,05,512	13,69,002	37,553	98,957	11,31,869
C.—New Works	5,267	583	4,682	2	4,130
D.—Debt Charges	9,44,405	9,26,105	6,469	11,831	9,10,300
E.—Provident Fund Pension etc. charges	3,79,400	3,06,238	26,490	46,672	...
	67,05,748	57,18,142	5,05,853	4,81,753	41,17,811
Carried over, Rs.	4,27,61,650	3,69,10,715	32,18,248	26,32,687	3,14,96,145

Appendix No. 4—(Contd.)

EXPENDITURE

Particulars.	Final grants sanctioned for expenditure during 1958-59.	Actuals for 1958-59.	FINAL GRANTS COMPARED WITH THE ACTUALS		Actuals for 1957-58.
			Amount required to be renewed in 1959-60.	Savings.	
	2	6	4	5	3
Brought forward Rs. ...	Rs. 4,27,61,650	Rs. 3,69,10,715	Rs. 32,18,248	Rs. 26,32,687	Rs. 3,14,96,145
VI.—Medical Relief and Education.					
A.—Hospitals and Maternity Homes—					
(a) King Edward Memorial Hospital	48,20,936	37,81,002	6,13,462	4,26,472	24,43,396
(b) L. T. Municipal General Hospital, Sion	23,49,836	19,05,818	2,46,417	1,98,101	14,25,163
(c) B.Y.L. Nair Charitable Hospital	21,25,118	17,02,336	2,02,780	2,20,002	13,21,527
(d) Infectious Diseases Hospitals	50,58,402	37,11,916	8,08,471	5,38,015	26,65,951
(e) Bombay Municipal Corporation Dr. Bhajekar Hospital	1,32,117	97,812	10,891	23,414	69,810
(f) Maternity Homes	6,94,818	4,87,571	1,29,424	77,823	2,92,085
(g) Maternity & Children Welfare Service	1,32,222	99,641	19,919	12,662	59,995
	1,53,13,449	1,17,85,596	20,31,364	14,96,489	82,77,927
B.—Dispensaries—					
(a) Dispensaries for out-patients	5,48,643	4,28,261	46,160	74,222	2,90,547
(b) Dispensary for combating Venereal Diseases	1,71,673	1,38,711	22,014	10,948	87,468
(c) Mobile Dispensaries in the City	19,800	19,800	19,800
(d) Provident Fund, Pensions etc. Charges	62,820	31,475	8,670	22,675	...
	8,02,936	6,18,247	76,844	1,07,845	3,97,815
C.—Medical and Nursing Assistance to Poor People in their Homes					
	5,031	1,285	181	3,565	656
D.—Family Planning Clinics					
	36,385	21,284	5,424	9,677	19,155
E.—Medical Education—					
(a) Gordhandas Sunderdas Medical College	12,47,904	7,82,149	1,31,239	3,34,516	4,99,355
(b) Topiwalla National Medical College.	8,33,554	5,73,302	1,25,866	1,34,386	4,04,140
(c) Nair Hospital Dental College	4,26,045	3,01,404	41,110	83,531	2,10,347
	25,07,503	16,56,855	2,98,215	5,52,433	11,13,842
F.—Statutory Contribution to Government Medical Institutions.					
	4,14,501	4,14,500	1	...	4,14,500
G.—Clinic for treatment of Leprosy Cases					
	1,65,276	31,043	1,26,984	7,249	58,689
H.—New Works					
I.—Providing a convalescent home of 120 beds with equipment and Staff quarters at Parul	3,18,249	62,951	1,01,422	1,53,876	75,107
J.—Debt Charges	88,806	88,265	...	541	1,31,163
K.—Construction of a Building for full-fledged outpatients Deptt. at M.G.H. Sion.	16,39,943	10,46,853	29,519	5,63,571	10,47,729
L.—Grant in aid	15,00,000	Cr. 1,434	1,527	14,99,907	...
	11,22,131	8,27,004	2,86,713	8,414	...
	2,39,14,210	1,65,52,449	29,58,194	44,03,567	1,15,36,583
VII.—Street Cleansing and Conservancy, Road Watering and Halalkhore Service.					
A.—Street Cleansing and Conservancy—					
(a) Superintendence and Inspection	10,40,126	8,61,150	1,49,891	29,085	5,88,204
(b) Veterinary	84,367	47,572	25,898	10,897	31,913
(c) Gully Flushing	4,00,830	3,30,440	49,688	20,702	2,08,244
	15,25,323	12,39,162	2,25,477	60,684	8,28,361
B.—Collection, Loading, Removal and Disposal of Town Refuse—					
(i) Collection of Town Refuse—					
(a) Scavenging	50,92,540	46,99,954	2,87,989	1,04,597	26,47,935
(b) Road Scraping and Road watering	3,53,837	3,21,672	23,283	8,882	1,65,193
(ii) Removal of Town Refuse to Mahalaxmi Siding—					
(a) Bullock Traction	4,21,981	3,31,414	53,056	32,511	2,04,614
(b) Motor Traction	17,78,357	16,22,739	1,29,942	25,676	7,63,667
(iii) Loading of Refuse at Mahalaxmi Siding for Transport to Deonar	39,25,375	25,11,256	12,42,825	1,71,294	18,67,415
(iv) Disposal of Town Refuse—					
Transport of Refuse from Mahalaxmi Siding to Deonar by Train	15,32,236	10,32,270	3,76,160	1,23,806	5,69,852
	1,31,04,326	1,05,19,305	21,18,255	4,66,766	62,18,676
C.—Road Watering					
	5,267	795	1,114	3,358	169
D.—Halalkhore Service—					
(a) Cleansing and Sanitation	19,74,940	16,47,600	2,35,104	92,236	9,19,116
(b) Transport—					
(1) Bullock Traction	94,521	63,479	16,447	14,595	41,149
(2) Motor Traction	1,53,166	97,034	43,640	12,492	70,660
(c) Pumping Compressor Stations, Purification Works and Flood Gates					
(a) Inspection and Supervision	59,551	47,890	5,982	5,679	36,138
(b) Pumping Stations	8,90,920	6,13,723	1,63,757	1,13,440	5,33,901
(c) Compressor Stations and Flood Gates	5,06,697	2,45,735	1,81,361	79,601	2,13,218
(d) Purification Works	6,51,624	4,21,610	1,35,310	94,704	3,31,927
(d) Cleansing of Sewers, Street Connections and House Drains	25,16,262	20,53,053	1,94,569	2,68,640	12,62,857
(e) Provident Fund, Pensions etc., charges	2,40,339
(f) Dearness Allowance.	16,36,269
(g) Proportionate cost on account of Collection charges of Halalkhore Tax, Supervision charges on Halalkhore Service & Cost of Water used for flushing Gullies, Privies etc.	3,23,173	3,04,803	1,014	17,356	2,61,407
	71,70,854	54,94,927	9,77,184	6,98,743	55,46,981
E.—New Works—					
	11,77,081	1,67,883	9,75,638	33,560	3,97,027
F.—Debt Charges					
	35,92,975	28,53,142	52,614	6,87,220	30,24,960
G.—Provident Fund Pension etc. charges					
	8,25,995	7,31,260	22,750	71,984	...
	2,74,01,821	2,10,06,474	43,73,032	20,22,315	1,60,16,174
Carried over Rs. ...	9,40,77,681	7,44,69,638	1,05,49,474	90,58,569	5,90,48,902

Appendix No. 4—(Contd.)

EXPENDITURE

Particulars.	Final grants sanctioned for expenditure during 1958-59.	Actuals for 1959-60.	FINAL GRANTS COMPARED WITH THE ACTUALS		Actuals for 1958-59.
			Amount required to be renewed 1958-59.	Savings.	
1	2	6	4	5	3
Brought forward ...	Rs. 7,40,77,681	Rs. 7,44,69,638	Rs. 1,05,49,474	Rs. 90,58,569	Rs. 5,90,48,902
VIII.—Roads, S. W. Drains and Public Lighting.					
A.—General ...	7,02,400	4,44,234	60,397	1,97,769	3,05,787
B.—Maintenance of Roads ...	61,93,815	32,25,671	18,70,584	10,97,560	31,65,851
C.—Public Lighting ...	29,79,536	24,42,284	1,61,295	3,75,957	25,18,187
D.—Maintenance of S. W. Drains ...	78,226	46,076	21,103	11,047	55,253
E.—Rebate on account of the compounded Wheel Tax ...	25,008	25,008	19,210
Expenditure other than Establishment in Connection with reorganisation Scheme ...	7,825	...	7,825
F.—New Works ...	5,90,444	1,42,476	49,255	3,98,713	7,22,095
G.—Debt Charges ...	30,81,071	26,70,961	48,491	3,61,619	28,02,035
H.—Covering the open storm water channel from Globe Mill Passage to the confluence of the two channels near Creptury Mills ...	3,82,790	2,32,052	...	1,50,738	1,17,209
I.—Treating with 3" of asphaltic concrete surfaces of different Roads in the City ...	15,01,383	4,89,630	...	10,11,753	4,43,617
J.—Provident Fund Pension etc. charges ...	1,94,350	1,46,743	18,900	28,707	...
	1,57,36,848	98,65,135	22,37,850	36,33,863	1,01,49,244
IX.—Mechanical.					
A.—Mechanical Engineer's Office Establishment—					
(a) M. E.'s Office Establishment ...	4,73,779	3,34,038	90,665	49,076	2,47,660
(b) Transport ...	1,33,930	89,170	13,289	31,471	52,363
	6,07,709	4,23,208	1,03,954	80,547	3,00,023
B.—New Works ...	44,115	...	9,390	34,725	9,349
C.—Debt Charges ...	1,18,255	90,171	309	27,775	93,711
D.—Provident Fund Pension etc. changes ...	48,050	28,914	7,750	11,386	...
Supervision of Factories ...	6	6	...
	8,18,135	5,42,293	1,21,403*	1,54,439	4,03,083
X.—Buildings, Land Acquisition and Management.					
A.—City Engineer's Central Office Establishment ...	4,68,792	3,24,344	79,239	65,209	1,29,921
B.—Inspection and Supervision of Private Buildings ...	8,86,534	7,00,090	38,705	1,47,739	5,22,989
C.—Removal of Stall-boards in the City ...	6,739	4,394	1,676	669	3,530
D.—Architectural ...	2,94,950	1,77,573	24,761	92,616	1,22,875
E.—Land Acquisition and Management ...	4,63,822	2,19,473	1,65,339	79,010	98,605
F.—Inspection and Supervision of Factories ...	50,270	34,944	4,114	11,212	38,251
	21,71,107	14,60,818	3,13,834	3,96,455	9,16,171
Deduct—Proportionate share of cost of Establishment, and Supervision chargeable to Improvement Schemes Account ...	1,86,455	99,366	...	87,089	39,511
	19,84,652	13,61,452	3,13,834	3,09,366	8,76,660
G.—New Works ...	27,08,506	6,28,388	5,64,249	15,15,869	12,21,955
H.—Debt Charges ...	7,55,668	5,42,518	27,988	1,85,162	6,01,200
	54,48,826	25,32,358	9,06,071	20,10,397	26,9,9815
XI.—Fire Brigade.					
A.—Maintenance ...	13,42,992	10,73,185	1,64,886	1,04,921	8,26,454
B.—Provident Fund and Pensions, etc., charges ...	2,83,296	1,60,790	95,100	27,406	1,55,376
C.—Proportion of General Supervision and Collection of Revenue ...	76,837	68,132	8,705	...	51,722
D.—Dearness Allowance	2,50,590
E.—New Works ...	69,411	17,612	32,105	16,694	5,183
F.—Debt Charges ...	4,29,607	3,27,369	433	1,01,805	2,88,992
	22,02,143	16,47,088	3,04,229	2,50,826	15,78,317
XII.—Licensing, Removal of Encroachments on Public Streets and Administration of Shops and Estt. Act 1948 and Theatre Tax					
A.—Licensing Establishment ...	4,31,972	3,40,958	36,054	54,960	2,14,784
B.—Removal of Encroachments on Public Streets ...	2,84,668	2,36,676	26,669	21,323	1,50,468
C.—Administration of Shops and Establishment Act 1948 ...	2,64,005	2,24,905	17,940	21,160	1,58,310
D.—Administration of Theatre Tax ...	24,575	19,691	882	4,002	14,154
E.—New Works ...	15,114	1,194	13,918	2	...
F.—Debt Charges ...	24,644	10,733	...	13,911	9,760
	10,44,978	8,34,157	95,463	1,15,358	5,47,476
Carried over Rs.	11,93,28,611	8,98,90,669	1,42,14,490	1,52,23,452	7,44,26,837

Appendix No. 4—(Concl'd.)

EXPENDITURE

Particulars.	Final grants sanctioned for expenditure during 1958-59.	Actuals for 1958-59.	FINAL GRANTS COMPARED WITH THE ACTUALS		Actuals for 1957-58.
			Amount required to be renewed in 1959-60.	Savings.	
	2	6	4	5	3
	Rs.	Rs.	Rs.	Rs.	Rs.
Brought forward Rs. ...	11,93,28,611	8,98,90,669	1,42,14,490	1,52,23,451	7,44,26,837
XIII.—Gardens and Open Spaces.					
A.—Gardens—					
(a) Victoria Gardens	6,19,979	4,69,617	96,223	54,139	3,49,343
(b) Miscellaneous Gardens, Open Spaces, Band Stands, etc.	3,26,656	2,69,241	34,357	23,058	1,44,467
	9,46,635	7,38,858	1,30,580	77,197	4,93,810
B.—New Gardens, Recreation Grounds, etc.	26,163	17,602	7,446	1,115	19,661
C.—Roadside Trees & Benches	78,627	54,984	17,386	6,257	39,908
D.—Open Air Theatre at Victoria Gardens	6,896	613	6,282	1	18,748
E.—New Works	1,50,164	43,465	75,335	31,364	1,20,698
F.—Debt Charges	2,37,752	2,06,723	4,663	26,366	
G.—Provident Fund Pension, etc. charges	63,200	41,954	6,100	15,146	
	15,09,437	11,04,199	2,47,792	1,57,446	6,92,825
XIV.—Markets and Slaughter Houses.					
A.—Markets and Slaughter Houses—					
(a) Central Office	1,04,329	87,288	2,163	14,878	77,430
(b) Municipal Markets	11,26,629	8,66,418	1,98,371	61,840	5,48,253
(c) Slaughter Houses	9,08,871	6,90,730	1,86,968	31,173	4,33,678
(d) Private Markets	57,548	43,335	2,264	11,949	31,364
(e) Refrigerator at A. C. Market	73,302	22,460	44,666	6,176	23,109
	22,70,679	17,10,231	4,34,432	1,26,016	11,13,834
B.—Provident Fund and Pensions, etc., charges	94,541	61,196	25,541	7,804	64,712
C.—Proportion of General Supervision	93,316	75,071	18,245	...	72,829
D.—Dearness Allowance	3,26,719
E.—New Works	78,114	35,116	32,667	10,331	7,515
F.—Debt Charges	2,49,727	2,09,659	1,824	38,244	2,04,029
	27,86,377	20,91,273	5,12,709	1,82,395	17,89,638
XV.—Contribution to—					
(a)—Budget 'B' under Sec. 125 (2)(d) of the B.M.C. Act.	47,22,518	46,01,236	...	1,18,282	44,52,856
(b)—Budget 'D' under Sec. 123 (B) (2) of the B.M.C. Act.	17,37,063	17,37,063	17,60,440
(c)—Budget 'E' under Sec. 126 (C)(c) of the B.M.C. Act.	1,18,06,295	1,18,06,295	1,11,32,141
(cc)—Special Contribution to Budget 'E' under Sec. 126(c-1) of the B.M.C. Act	6,60,000	6,60,000
(d)—Budget 'F' under Sec. 123 (B)(2) of the B.M.C. Act.	4,34,266	4,34,266	4,40,110
	1,93,60,142	1,92,41,860	...	1,18,282	1,77,85,547
XVI.—Miscellaneous					
A.—Provident Fund, Pensions, Gratuities and Compassionate Allowances					
(a)—Provident Fund	45,035	45,035	14,36,760
(b)—Pensions, Gratuities, etc.	1,500	1,500	8,46,480
	46,535	46,535	22,83,240
B.—Urban Immovable Property Tax on Municipal Properties in the City	6,519
C.—Dearness Allowances	91,85,244
D.—Grants-in-aid to Public Institutions—					
(a) Obligatory	1,92,454	1,92,454	8,06,800
(b) Discretionary	2,79,299
	1,92,454	1,92,454	10,86,099
E.—Rent of Buildings requisitioned for housing Municipal employees of essential services since derequisitioned by Government owing to close of Civil Defence measures	Cr 1,886
	2,38,989	2,38,989	1,25,59,216
Total	14,32,23,556	11,23,28,001	1,49,74,991	1,59,20,564	10,72,54,06

G. V. DAMLE,
Chief Accountant.

V. L. GIDWANI,
Municipal Commissioner.

Appendix No. 4-A.

Statement showing details of Expenditure incurred on New Works during the year 1957-58 and 1958-59.

	Expenditure upto 31-3-1958.	Expenditure during the year 1958-59.	Total Expenditure upto 31-3-1959.
	Rs.	Rs.	Rs.
I.—General Supervision, Collection of Revenue, etc.			
Works completed (as per Report for 1957-58) ...	1,13,953	...	1,13,953
Constructing washing places with drainage arrangements in yards Nos. 1 and 2, DeLisle Road for stacking C I Pipes, etc. ...	359	335	694
Providing electric lighting in Central Stores Servants Quarters ...	147	340	487
Concreting the open space on South and East godown between timber shed and soil godown	17	6,757	6,774
Providing planking to the uncovered portion of the roof on 2nd floor Byculla terrace building at Byculla Fire Station	1,309	1,309
Providing Lighting arrangement at Bhandup Town Duty Chowky	54	54
Providing additional sanitary accommodation at Central Stores Department	94	94
Total, I.—General Supervision, etc ...	1,14,476	8,889	1,23,365
II.—Water Works.			
Works completed (as per Report for 1957-58) ...	3,33,410	...	3,33,410
Planting of about 2000 Eucalyptus trees at Vehar as an experimental measure ...	242	14	256
Construction of two septic tanks at Tansa for staff quarters ...	1,086	1,940	3,026
Providing steps in the down stream side of Vehar dam ...	2,806	791	3,597
Construction of a store room at Kapurbawdi ...	3,052	1,172	4,224
Protecting slopes of Vehar hill adjoining hill top bungalow ...	749	1,256	2,005
Providing a toe wall at the toe of the dam at Powai Park ...	6,759	968	7,727
Providing two culverts over the overflow nullah at Powai Park ...	5,349	601	5,950
Providing a fountain at King Circle Garden ...	1,336	6,100	7,436
Providing Electric lights near entrances and pathways at M. H. R. and B. H. R. ...	5,007	662	5,669
Construction of a pump attendants' quarters at Pump House Compound	2,755	2,755
Providing W. C. blocks for Labour Staff quarters at Siri Road	93	93
Providing electric lights for staff quarters at Sion	867	867
Constructing W. C. block at Vehar Lake Garden	3,809	3,809
Providing store and office room at Powai Park	7,151	7,151
Providing electric lights for staff quarters at Kirol	29	29
Providing pitching and steps at various syphon head chowkies along the Duct Line in Jamboli Division	3,000	3,000
Providing dirt boxes on distributing mains in ' F ' Ward	198	198
Remodelling the pumping arrangements at Kamala Nehru Park	167	167
Providing sitting out place at Powai Park	7,595	7,595
Providing Children's Park at Vehar	3,687	3,687
Total, II.—Water Works ...	3,59,796	42,855	4,02,651
V.—Public Health Department			
Works completed (as per Report for 1957-58) ...	76,846	...	76,846
Providing 3' barbed wire fencing over the existing compound wall at C V Depot Parel	569	569
Constructing a closed washing place for the employees residing in the Peon's quarters in the Compound of C. V. Depot, Parel	14	14
Total, V.—Public Health Department ...	76,846	583	77,429
Total Carried forward ...	5,51,118	52,327	6,03,445

APPENDIX No. 4 A—Contd.

	Expenditure upto 31-3-1958	Expenditure during the year 1958-59	Total Expenditure upto 31-3-1959
Total Brought over ...	Rs. 5,51,118	Rs. 52,327	Rs. 6,03,445
VI—Medical Relief and Education.			
Works completed (as per Report for 1957-58)	5,08,744	...	5,08,744
Providing one cement concrete Badminton Court for R.M.O.s. at the M.G.H., Sion ...	1120	449	1,569
Providing barbed wire fencing with cement concrete poles from Nurses quarters to the clerical staff quarters at R. P. T. B. Hospital ...	686	730	1,416
Providing one under ground suction tank of 400 gallon capacity and connecting the feeding line of the overhead tanker to the existing pump delivery line and providing sluice-valve at 4" 6" near pump house at G. S. M. College ...	2,759	641	3,400
Providing necessary point wiring at Dr. Venkatras godown at Nair Hospital ...	4,205	1,150	5,355
Providing thermolitecrete (Heat proof) slabs over the asbestos sheet roof of the O. T. Centre at the K. E. M. Hospital ...	2,577	101	2,678
Providing 4" C. I. gas pipe line in the compound of R. P. T. B. Hospital ...	4,644	4,024	8,668
Providing and fixing wooden attic with shelves to the walls and a ladder in Registration Office in the O. P. D. at K. E. M. Hospital	1,071	1,071
Providing and in fixing two doors with expanded metal shutters in the kitchen block at K. E. M. Hospital	555	555
Providing one cubical by constructing two walls in the skin O. P. D. at K. E. M. Hospital	1,621	1,621
Constructing catchpit chamber on the upstream side of the sewer trap chamber on the house drain at the K. E. M. Hospital	568	568
Asphalting open space between Ward No. 2 and Labour Ward at the L. T. M. G. H. Sion	1,523	1,523
Providing brick masonry stands with R. C. C. slab for gas and sterilizers in Wards Nos. 2, 3, 4, 5, 6, 7 and 8 of the B. Y. L. N. Charitable Hospital	218	218
Providing and fixing one collapsible gate and Cross P.M. to the 1st floor of the Hostel Building of the B. Y. L. N. Charitable Hospital	271	271
Providing and fixing 2 M. S. overhead storage tanks of 400 gallons capacity each at Ward No. 10 at Arthur Road Hospital	746	746
Providing and fixing one M.S. overhead storage tanks of 900 gallons capacity at Ward No. 12 at Arthur Road Hospital	790	790
Providing an additional 3/4" connection to the storage tanks of A. M. O.'s quarters at Arthur Road Hospital	556	556
Replacing the two worn out storage tanks from over the G. S. M. College terrace	566	566
Providing an additional storage tank for domestic purpose of about 1,000 gallons capacity at B. M. C. Dr. Bhajekar Hospital	1,181	1,181
Providing additional lights to the extension premises of B. A. A Eye Hospital	114	114
Providing booster pump on branch connections feeding the domestic overhead tanks from north sides over the Lady Hostel to improve the water supply at G. S. M. College	8	8
Providing and fixing C I planks ceiling to the operation theatre at B. Y. L. N. C. Hospital	340	340
Providing C I Sheet screen walls on the north and south side of the Badminton Court at L. T. M. G. H., Sion	1,461	1,461
Providing 50 Nos. electric clocks and 15 Nos. of ceiling fans for the X-Ray Department of Nair Hospital	4007	4007
Providing additional gas connections in the central passage of the kitchen block at K. E. M. Hospital	295	295
Providing and fixing a booster pumping set at Cadell Road, Maternity Home	500	500
Providing inter communicating telephone system for K.E.M. Hospital and G. S. M. College	...	20,057	20,057
Providing cement concrete Badminton Court for Nurses Home at L. T. M. G. H., Sion	1,316	1,316
Providing permanent weather sheds and closing the openings by fixing glazed shutter at of Bahadurji Block at R. P. T. B. Hospital	584	584
Providing and fixing a stand by booster pumping unit in the Lady Students' Hostel at G. S. M. College	937	937
Providing a B. E. S. & T. Sub-station near the X-Ray Block at K. E. M. Hospital	Cr. 13,470	Cr. 13,470
Carrying out additions and alteration in the installation of X-Ray apparatus at Nair Hospital	2,044	2,044
Providing raised platform (cooking platform) in the room of the clinical staff quarters at L. T. M. G. H. Sion	120	120
Total Carried forward ...	5,24,735	35,074	5,59,809
Total Carried forward ...	5,51,118	52,327	6,03,445

APPENDIX No. 4 A—contd.

	Expenditure upto 31-3-1958	Expenditure during the year 1958-59	Total Expenditure upto 31-3-1959
	Rs.	Rs.	Rs.
Brought over ...	5,51,118	52,327	6,03,445
Brought over ...	5,24,735	35,074	5,59,809
Providing compound wall between servants quarters and Hospital raising the height of the existing compound wall on west side and providing new angle iron fencing etc. at the Arthur Road Hospital	...	8,318	8,318
Providing gas supply to the Hospital Kitchen of the B. Y. L. N. Hospital	...	6,219	6,219
Providing a new connection to Ward Nos. 13 and 14 from existing 3" main at Arthur Road Hospital	...	1,218	1,218
Providing necessary wiring for 1,000 M.A. X-Ray Equipment and enlarging all power circuits and Lighting circuits at B. Y. L. N. Charitable Hospital	...	12,122	12,122
Total, VI.—Medical Relief and Education ...	5,24,735	62,951	5,87,686
VII—Street Cleansing and Conservancy, etc.			
Works completed (as per Report for 1957-58)	4,07,608	...	4,07,608
Construction of 420 tenements in replacement of Patra Sheds at Tardeo flats	16,09,624	1,32,381	17,42,005
Providing cross connections at Mahim Pumping Station	11,890	170	12,060
Laying feeder main for gas connection	14,296	Cr. 611	13,685
Replacing the existing open channel drain by 12" hume pipe drain at R. Church Road, Mazagaon	3,474	337	3,811
Removing from D. P. Works two 2.5 M. G. Pumps and installing them after repairs at Wadala P. Station and to carry out electric work at the said station for increasing the power supply of station	7,452	485	7,937
Relacing the existing at main line by a new one at card Road A. C. S. Station	8	368	376
Providing 9" sluice valve in the existing S. W. Drain at Dharavi and Matunga Areas for preventing infiltration in main Dharavi Sewer	1,865	3,688	5,553
Extending the S. W. Drain near Dhaku Prabhu Wadi at Ghorpdeo Road	974	615	1,589
Providing and laying 6" pipe sewer in Joglekar Wadi Sion	...	5,249	5,249
Constructing a store room near the staircase on the 1st floor at Jail Road Stable in 'B' Ward	...	202	202
Providing R.C.C. partition wall in place of Cross P.M. on 1st and 2nd floors of Walpakhadi Chawl No. 24A to E Blocks	...	129	129
Reconstructing cracked brick masonry wall to the storage room and constructing two concrete pillars to prevent shocks by trailers to the wall at H. S.'s Depot at Khara Talao	...	634	634
Providing and fixing M.S. welded storage tank by replacing old corroded M.S. Tank of the same capacity at Public Latrine at Chor Gully	...	232	232
Removing old rusted storage tanks and fixing new ones in its place at Public Convenience at additional Princess Street (Babu Genu Road)	...	1,789	1,789
Replacing unserviceable storage tanks at Ardeshir Dady Cross Lane Public Urinal	...	604	604
Removing old rusted storage tank and providing new one in the same place at 42, Jail Road North	...	1,076	1,076
Providing cement concrete and removing old Shahabad Stone etc., at the backside of the bathing cubicals at Annesley Road	...	534	534
Laying a small length of sewer line about 212 feet at Babula Tank Cross Lane	...	1,734	1,734
Provision of storage tank at Public Sanitary Convenience at Sukhlaji Street opposite 13th Kamathipura Lane	...	346	346
Providing nahanis in the Labor Staff chawls Nos. 2 and 3 attached to the L. G. P. Station	...	9,823	9,823
Providing a water closet in the Shift Engineer's quarters and two additional water closet at the Matunga Pumping Station	...	1,166	1,166
Providing a compound wall of brick masonry at F Ward Drainage at Elphinstone Road, Lower Parel	...	4,440	4,440
Providing C. I. Sheet fencing around the drainage A/S Ward Office at 381, DeLisle Road	...	2,375	2,375
Construction of a brick masonry compound wall at F/South Ward Drainage	...	117	117
Total, VII.—Street Cleansing, etc	20,57,191	1,67,883	22,25,074
Total—Carried forward ...	31,33,044	2,83,161	34,16,205

APPENDIX No. 4 A—Contd.

	Expenditure upto 31-3-1958	Expenditure during the year 1958-59	Total Expenditure to 31-3-1959
	Rs.	Rs.	Rs.
Brought over ...	31,33,044	2,83,161	34,16,205
VIII.—Roads, S. W. Drains, etc.,			
Works completed (as per Report 1957-58) ...	9,29,729	...	9,29,729
Reserve for petty drainage works ...	1,74,112	9,906	1,84,018
Construction of a 15' passage from Jerbai Wadia Road to Bhoiwada Hindu Cemetery ...	17,348	1	17,349
Reconstruction of the staircase leading to Mahim bay near Baman Behram Lane ...	757	210	967
Construction of Globe Mill Passage between Delisle Road and drainage channel in sheet asphalt ...	24,738	1,15,196	1,39,934
Construction of footpaths at the south-west corner of Oval Maidan	12,650	12,650
Construction of retaining wall at Hornby Vellard near the gate of Gwalior Palace	4,513	4,513
Total, VIII.—Roads, S. W. Drains ...	11,46,684	1,42,476	12,89,160
IX.—Mechanical.			
Works completed (as per Report for 1957-58) ...	84,363	...	84,363
Total IX.—Mechanical ...	84,363	...	84,363
X.—Buildings, Land Acquisition, etc.			
Works completed (as per Report for 1957-58) ...	12,55,342	...	12,55,342
Providing Housing accommodation comprising of 32 tenements for Municipal staff at Chinchpokli Bridge ...	45,429	1,21,459	1,66,888
Providing housing accommodation comprising 64 tenements for Municipal staff at Maratha Hospital	1,20,740	1,20,740
Providing 10' wide Asphaltic passage in the 30' fringe wide inside Shivaji Park	33,769	33,769
Providing housing accommodation to Municipal Staff at (1) Gilder Lane, (2) Elephinstone Road Market and (3) Surya Cinema	3,37,532	3,37,532
Construction of a compound wall and gate for Municipal staff quarters at Gilder Lane, Lamington Road	14,461	14,461
Provision of filtering carrying tanks	427	427
Total, X.—Buildings, Land Acquisition and Management ...	13,00,771	6,28,388	19,29,159
XI.—Fire Brigade.			
Works completed (as per Report 1957-58) ...	1,56,396	...	1,56,396
Reconstruction of a smoke room near Drill Tower at Fire Brigade Head Quarters, Byculla	1,547	1,547
Covering up the existing concrete pillar in the Drawing room and providing suitable shelves in officer's quarters at Worli Fire Station	260	260
Providing automatic opening arrangements to four doors of Memonwada Fire Station	5,586	5,586
Improving water supply at Kolaba Fire Station	502	502
Improving water supply at Alexandra Dock Fire Station	730	730
Providing storage tank of 400 gallons capacity on the terrace of the 2nd Officers quarters at Byculla Fire Station	515	515
Demolishing the existing storeroom and converting bathroom into water closet in 2nd Officer's quarters at Byculla Fire Station	1,160	1,160
Providing and fixing permanent weather sheds to the Engine room at Worli Fire Station	5,023	5,023
Improving water supply at Byculla Fire Station	1,260	1,260
Construction of a bath-room and converting the existing European style water-closet into Indian style one in C. F. B.'s quarters at Byculla Fire Station	515	515
Providing fluorescent fittings in the workshop at Byculla Fire Station	514	514
Total, XI.—Fire Brigade ...	1,56,396	17,612	1,74,008
Total—Carried over ...	58,21,258	10,71,637	68,92,895

APPENDIX No. 4 A—Concl'd.

	Expenditure upto 31-3-1958	Expenditure during the year 1958-59	Total Expenditure upto 31-3-1959
	Rs.	Rs.	Rs.
Brought over ...	58,21,258	10,71,637	68,92,895
XII.—Licensing, Removal of Encroachments, etc.			
Works completed (as per Report for 1957-58) ...	19,918	...	19,918
Enclosing the verandah of E Ward Office with half masonry work and half wire netting	571	571
Providing wooden cabin for Senior Supervisor (Lorries) in his Office at Sankli Street	607	607
Construction of first floor over A.E.M. (II) Office for S.L.'s Department at Sankli Street	16	16
Total, XII.—Licensing, etc. ...	19,918	1,194	21,112
XIII.—Gardens and Open Spaces.			
Works completed (as per Report for 1957-58) ...	3,23,181	...	3,23,181
Extension to the sanitary blocks for males near lion's cage in the Victoria Garden	1,741	1,741
Construction of a paved footpath across the Nare Park	992	992
Providing two walls 6' in height to replace gates at Chinch Bunder Garden, Dongri, 2nd Flank Road	365	365
Providing barbed wire fencing to the hedges at Netaji Subhas Bose Road	6,044	6,044
Providing Children's playground near Municipal Primary School, Naigson	958	958
Providing cement concrete pathways 6" thick at Esplanade Band Stand Garden	4,319	4,319
Providing additional 24 benches at Kings Circle Garden	2,435	2,435
Providing Gymnasium apparatus at the open space at Tadwadi B. I. T. Chawls	1,543	1,543
Providing Gymnasium apparatus at 2nd Peerkhanstreet playground	1,957	1,957
Providing ten Handicrafts	1,025	1,025
Providing Lights at Nardulla Tank	223	223
Providing sliding chute at Sunderbaug near Central Railway Goods Yard	14	14
Construction of a Children's playground at Worli Koliwada	3,023	3,023
Proposed permanent pond with walls on all sides and drainage arrangements in the Rhino's culchore at Victoria Garden	5,571	5,571
Constructing a house for the Rhinos Turnet with drainage arrangement trap for security in the Victoria Garden	11,272	11,272
Providing a washing place and a water-closet near Malis' quarters in Foras Road Garden	52	52
Providing Electric installation for the mice house in Victoria Garden	271	271
Providing a wooden chowky for watchman in the recreation ground at Chinch Bunder Garden, Dongri	1,660	1,660
Total, XIII.—Gardens, etc. ...	3,23,181	43,465	3,66,646
XIV.—Markets and Slaughter Houses.			
Works completed as (per Report for 1957-58) ...	2,13,218	...	2,13,218
Providing two iron gates at G. M. C. Market ...	706	460	1,166
Conversion of wooden stalls Nos. 210 to 239 into C. C. stalls in old fruit and vegetable section of Erskine Road Market	7,692	7,692
Electrification of Kamathipura Market	3,938	3,938
Removing redundant gas lamps and fittings at Erskine Road Market	1,146	1,146
Electrification of Colaba Market	3,936	3,936
Providing and fixing G. I. square mesh and brick masonry wall around the proposed Mutton L. Section at Peddar Market	1,485	1,485
Providing open channel drain in fish and mutton section at Prabhadevi Municipal Market at DeLisle Road	2,445	2,445
Providing weather shed to outside shops at Dongri Market	2,652	2,652
Constructing a brick masonry chowky adjoining to the existing wooden chowky No. 3 at Beef Section at Bandra Slaughter House	2,126	2,126
Electrification of Municipal Market at Erskine Road	9,133	9,133
Providing electric lights at Gopi Tank Market	103	103
Total, XIV.—Markets, etc. ...	2,13,924	35,116	2,49,040
Total—New Works ...	63,78,281	11,51,412	75,19,693

G. V. DAMLE,
Chief Accountant.

V. L. GIDWANI,
Municipal Commissioner.

APPENDIX NO. 4-B.

Statement showing Expenditure under Establishment Dearness Allowance and Provident Fund, Pension etc., charges for the year 1958-59.

Service Head.	Establishment Supervisory & Subordinate.	Dearness Allowance.	P. F. Pension etc. charges.	Labour Technical and other.	Dearness Allowance.	P. F. Pension etc., charges.
	Rs.	Rs.	Rs.	Rs.	Rs.	Rs.
I.—General Supervision and Collection of Revenue, etc. ...	27,59,149.31	8,30,015.67	5,66,364.94	2,68,805.58	2,26,048.66	22,794.30
II.—Water Works ...	5,68,773.79	1,82,109.22	1,22,421.71	8,18,545.78	10,70,622.88	1,19,999.71
IV.—Museum and Libraries ...	34,408.81	14,743.52	5,934.13	21,250.59	17,826.53	2,200.00
V.—Public Health Department ...	10,83,421.22	3,64,984.04	2,56,245.85	5,38,431.04	4,51,250.27	49,991.93
VI.—Medical Relief & Education ...	36,29,688.67	8,34,121.55	1,96,640.94	15,05,578.37	14,92,280.55	1,19,651.60
VII.—Street Cleaning and Conservancy, etc. ...	9,06,243.79	329,047.54	219,358.38	58,80,436.88	55,41,922.98	5,11,671.50
VIII.—Roads, S. W. Drains and Public Lighting	4,59,123.86	1,43,251.33	61,859.16	4,25,320.39	1,12,637.48	84,884.05
IX.—Mechanica ...	1,52,794.08	45,886.92	26,929.56	1,30,769.84	16,000.51	1,984.21
X.—Buildings, Land Acquisition and Management ...	6,43,220.66	1,48,197.65	1,87,006.45	83,621.58	73,259.49	15,405.42
XI.—Fire Brigade ...	1,55,241.69	33,776.61	1,59,179.97	3,22,961.76	2,38,817.77	1,610.59
XII.—Licensing, Removal of Encroachments, etc. ...	3,94,919.37	1,29,468.23	59,535.94	98,763.26	84,314.65	10,539.10
XIII.—Gardens & Open Spaces ...	45,463.93	15,551.55	14,932.39	257,789.93	2,58,723.49	27,021.82
XIV.—Markets and Slaughter Houses ...	2,61,437.93	95,665.51	38,696.38	2,86,826.81	2,63,379.48	22,500.00
	1,10,93,887.11	31,66,819.34	19,15,105.80	1,06,39,101.81	98,46,884.74	9,90,254.23

Appendix No. 5

Revenue Account Balance Sheet as at 31st March 1959.

LIABILITIES.		Rs.	nP.	ASSETS.		Rs.	nP.
Debts—				Cash at Bank ... 82,09,716 89			
Due on Cash Bills Outstanding Account	...	49,814	23	Cash in Office	...	37,33,975	15
.. Cheques payable	...	24,36,022	38	Municipal Loans—Interest warrants Payable Account	...	73,600	62
.. Stores purchased, Outstanding Accounts	...	6,67,461	77	B. I. Trust Loans—Interest warrants Payable Account	...	7,556	25
.. Outstanding Charges for 1958-59 and previous years	...	1,49,74,991	00	Interest on B. I. Trust Loans Payable Account	...	20,518	96
.. Outstanding Charges on account of Interest accrued but not paid (Vide details shown in Appendix No. 14-E)	...	15,18,508	47	Interest Receivable Account	...	5,000	00
.. Debt charges Equalization Fund (Vide Appendix 14E (1))	...	25,32,046	40				
Improvement Schemes—				Debts—			
Contribution falling due in 1959-60	...	47,22,518	00	Due for Stores sold	...	Cr. 40,90,879	83
Deposits in Cash and Public Securities from Contractors and private parties (Vide details shown in Appendix No. 14-C)...				Stock—(Vide Appendix No. 14-D)			
		5,27,67,235	47	Stock (Reserve Stores)	...	33,55,511	30
		7,96,68,597	72	Stock (Reserve Stores) Foras Road Depot	...	2,66,408	82
Public Monuments Maintenance Fund (vide details shown in Appendix No. 16-B)				Line Suspense Account.			
		1,74,338	44			81,697	10
Endowments Fund (vide details shown in Appendix No. 16-C)				Capital Stores—			
		9,67,247	75	Stock	...		
		11,41,586	19	Stock (Foras Road Depot.)	...	1,772	20
Stock Account—				Plant and Machinery ... 23,51,189 96			
Capital Purchases Account, etc.	...	Dr. 4,15,088	77	Advances, Recoverable—(Vide Appendix No. 14-A)			
Stock Adjustment Account	...	3,232	80	Departmental Works	...	60,03,132	14
		Dr. 4,11,855	97	Private Works	...	20,16,448	03
Special Funds as at 31st March 1958—				Asphalt Plant Crushers, etc.			
Municipal Fire and Accident Insurance Fund	...	21,38,572	65	Municipal Officers	...	1,77,838	37
Net Premia Fund	...	52,45,520	02	Sundries—Miscellaneous—Advances	...	68,20,852	08
Provident Fund	...	7,47,10,706	18	Municipal Tenderers, Contractors, etc.	...	27,788	19
Fines Fund		Purchase of Coal	...	41	58
Plant and Machinery Depreciation Fund	...	30,22,373	13	Purchase of Petrol	...	9,03,659	74
Hospital Fund	...	18,59,705	71				
K. E. M. Hospital and G. S. M. College Equipment Fund	...	86,405	58	Advances out of Special Funds—(Vide Appendix No. 14-B)			
G. S. M. College and K. E. M. Hospital Research Fund	...	2,00,033	58	Advances from Plant and Machinery Depreciation Fund for Levelling, Metalling etc., Private Streets	...	5,07,885	12
Fidelity Guarantee Insurance Fund	...	1,64,466	60	Amount advanced from Net Premia Fund for the purchase of Plant and Machinery for the Municipal Printing Press	...	79,446	76
Welfare Fund	...	1,40,279	31	Amount advanced from Net Premia fund to repay 5% 28 lakhs loan	...	44,789	92
Land (Reclamation and Acquisition) Fund	...	53,79,191	88	Advances for meeting Capital Expenditure from:—			
Land Sales Reserve Fund	...	37,800	95	Municipal Fire and Accident Insurance Fund	...	6,19,242	29
		9,29,85,055	59	Plant and Machinery Depreciation Fund	...	12,93,184	96
Suspense Account—				Net Premia Fund			
Balance of Proceeds of Rs. 2 Crores Loan for Capital works of the B. E. S. & T. Undertaking	...	10,618	39	K. E. M. Hospital & G.S.M. College Research Fund...	...	26,73,621	79
		† 10,618	39	Equipment Fund	...	1,25,925	52
				Hospital Fund	...	16,560	82
				Land (R & A) Fund	...	5,50,194	74
						8,50,767	51
Carried Forward	...	7,33,94,001	92				
				Deposits in Public Securities—			
				With the State Bank of India	...	45,18,405	00
				In Office	...	10,31,580	00
						55,49,985	00
				Carried Forward	...	4,60,05,002	09

† Amount being the Cash in respect of B. E. S. & T. Committee.

Appendix No. 5.—(Concl.)

LIABILITIES.	Rs.	nP.	ASSETS.			Rs.	nP.
Brought forward ...	17,33,94,001	92	Brought forward ...			4,60,05,002	09
Surplus Revenue Fund as per Appendix No. 2 ...	2,60,80,606	16	Investments— Special Funds.*	In securities:	Deposits in Cash, Call fixed & Currents/c.		
				Rs.	nP.	Rs.	nP.
			Municipal Fire and Accident Insurance Fund ...	9,26,662	75	5,92,667	61
			Net Premis, etc., on different Municipal Loans ...	12,47,390	75	12,00,270	80
			Provident Fund ...	7,47,10,650	18	56	00
			Plant and Machinery Depre- ciation Fund ...	12,21,178	62	124	43
			Hospital Fund ...	13,09,362	50	148	47
			K.E.M. Hospital and G.S.M. College Equipment Fund ...	69,823	75	21	01
			G. S. M. College and K. E. M. Hospital Research Fund ...	74,106	00	2	06
			Fidelity Guarantee Insur- ance Fund ...	1,64,316	00	150	60
			Land Sales Reserve Fund ...	37,800	00	0	95
			Land (Reclamation and Ac- quisition) Fund ...	42,86,023	87	2,42,400	50
			Welfare Fund ...	1,40,195	94	83	37
				8,41,87,510	36	20,35,925	80
			Investment of Surplus moneys in Public Securities.				
			3% Conversion Loan 1946† **.	36,877	14
			Public Monuments Main- tenance Fund. (Vide Appendix No. 16-B) ...	1,74,246	44	92	00
			Endowments Fund. (Vide Appendix No. 16-C) ...	9,67,153	50	94	25
			Surplus Fund.	Face value.	Cost.		
			3% Municipal Debentures ...	1,81,100	1,81,100.00		
			3½% Do. ...	7,26,800	7,14,627.75		
			3½% Do. ...	1,700	1,700.00		
			4% Do. ...	3,19,500	3,17,777.25		
			4½% Do. ...	12,60,100	12,51,698.56		
			2½% U. P. Z. A. C. Bonds ...	7,50,000	2,67,404.54		
			3% Loan 1963-65 ...	1,900	1,807.00		
			4% B. P. T. Debentures ...	1,500	1,050.00		
			3% Conversion Loan 1946 ...	9,64,200	9,69,455.24		
				42,06,800	37,06,620.28		
			In cash, fixed, call and current s/c. Deposits ...		6,23,61,086	22	
						6,60,67,706	50
Total ...	19,94,74,608	08	Total ...	8,90,72,407	72	6,43,97,198	27
						19,94,74,608	08

* For Face, Purchase and Market Values of each kind of securities held in the Special Funds, please see Appendix No. 16.

† In respect of permanent deposits from leases.

** Face Value of the securities is Rs. 39,400.

G. V. DAMLE,
Chief Accountant.

V. L. GIDWANI,
Municipal Commissioner.

APPENDIX No. 6

Statement of Special Funds for 1958-59.

Municipal Fire and Accident Insurance Fund.*				Plant and Machinery Depreciation Fund.			
(Corporation Resolution No. 4572, dated the 4th October 1888, Corporation Resolution No. 4479, dated the 5th October 1914, Corporation Resolution No. 5408, dated the 21st September 1922, Standing Committee Resolution No. 3451, dated the 2nd July 1924, and Corporation Resolution No. 13888, dated the 18th February, 1926).				(Corporation Resolution No. 5533 of 1st September 1924).			
		Dr.	Cr.			Dr.	Cr.
		Rs.	nP.			Rs.	nP.
Balance on 1st April 1958			20,61,452 92	Balance on 1st April 1958			30,14,809 51
Contributions for the year			3,491 05	Amount of depreciation on plant and machinery credited to Fund account during the year			55,854 62
Interest realised during the year			82,661 19	Expenditure on purchase of Plant and Machinery for replacement	48,291 00		
Expenditure incurred during the year	9,032 51			Balance on 31st March 1958 as per Balance Sheet, Appendix No. 5—			
Balance on 31st March 1959 as per Balance Sheet, Appendix No. 5—				Amount advanced for financing Capital Expenditure	12,93,184 96		
Amount advanced for financing Capital Expenditure	6,19,242 29			Amount advanced for meeting expenditure on levelling, metalling, etc., Private Streets	5,07,885 12		
Amount held in Securities				Amount held in Securities and Cash	12,21,303 05		
Cash and fixed deposits	15,19,330 36					30,22,373 13	
		21,38,572 65				30,70,664 13	30,70,664 13
Total		21,47,605 16	21,47,605 16	Total		30,70,664 13	30,70,664 13
* Accumulations in the fund are allowed to Rs. 25 lakhs under C. R. No. 1458 of 1-3-1954.							
Net Premia Fund.				Levelling, Metalling, etc., Private Streets Fund.			
(Corporation Resolution Nos. 5294, dated the 19th November 1888, No. 9222, dated the 11th December 1893 and No. 5179, dated the 15th November 1906 and Standing Committee Resolution No. 3343, dated the 28th August 1907).				(Corporation Resolution No. 9427 of 23rd January 1922 and Corporation Resolution No. 11147 of 7th January 1926).			
		Dr.	Cr.			Dr.	Cr.
		Rs.	nP.			Rs.	nP.
Balance on 1st April 1958			52,45,222 77	Expenditure incurred out of the amount advanced from Plant and Machinery Depreciation Fund as on 1st April 1958	4,19,456 84		
Sale of water-marked paper			297 25	Expenditure during the year	93,919 54		
Expenditure incurred during the year				Recoveries on account of expenditure during the year		25,931 39	
Balance on 31st March 1959 as per Balance Sheet, Appendix No. 5—				Interest charges during the year	20,440 13		
Amount advanced for financing Capital Expenditure	26,73,621 79			Advance from Plant and Machinery Depreciation Fund as at 31st March 1958		5,07,885 12	
Amount advanced to repay 5 per cent. 28 Lakhs Loan	44,789 92			Total Rs.	5,33,816 51	5,33,816 51	
Amount advanced for purchase of Plant and Machinery for Municipal Printing Press pending adjustment against the provisions for depreciation in subsequent years	79,446 76						
Amount held in Securities, Cash and fixed deposits	24,47,661 55		52,45,520 02				
Total		52,45,520 02	52,45,520 02				
* Out of this, Rs. 29,75,211 belong to Water Works Account. (Appendix No. 12A)							
Fines Fund.				Public Monuments Maintenance Fund.			
(Corporation Resolution No. 1217 of 12th May 1919).				(Corporation Resolution No. 1217 of 12th May 1919).			
		Dr.	Cr.			Dr.	Cr.
		Rs.	nP.			Rs.	nP.
Balance on 1st April 1958			8 24	Balance on 1st April 1958			1,74,338 44
Interest realised during the year			907 14	Balance on 31st March 1959 as per Balance Sheet, Appendix No. 5	1,74,338 44		
Net Recoveries of fines during the year			1,17,051 24	Total Rs.	1,74,338 44	1,74,338 44	
Contribution from Welfare Fund							
Expenditure during the year	1,17,966 62						
Amount held in Securities and Cash	00 00						
Total Rs.		1,17,966 62	1,17,966 62				
				Endowments Fund.			
				(Corporation Resolution No. 497 of 15th November 1934).			
		Dr.	Cr.			Dr.	Cr.
		Rs.	nP.			Rs.	nP.
Balance on 1st April 1958				Balance on 1st April 1958			9,26,671 76
Interest, Bonus, etc., invested during the year and donations received				Interest, Bonus, etc., invested during the year and donations received			40,575 99
Balance on 31st March 1959 as per Balance Sheet, Appendix No. 5				Balance on 31st March 1959 as per Balance Sheet, Appendix No. 5	9,67,247 75		
Total Rs.		9,67,247 75	9,67,247 75	Total Rs.	9,67,247 75	9,67,247 75	
				Hospital Fund.			
				(Corporation Resolution No. 497 of 15th November 1934).			
		Dr.	Cr.			Dr.	Cr.
		Rs.	nP.			Rs.	nP.
Balance on 1st April 1958				Balance on 1st April 1958			17,93,882 26
Donations received during the year				Donations received during the year			65,831 76
Expenditure during the year				Expenditure during the year	8 31		
Balance on 31st March 1959 as per Balance Sheet, Appendix No. 5				Balance on 31st March 1959 as per Balance Sheet, Appendix No. 5			
Amount advanced for financing Capital Expenditure	5,50,194 74			Amount advanced for financing Capital Expenditure	5,50,194 74		
Amount held in securities and cash	13,09,510 57		18,59,705 71	Amount held in securities and cash	13,09,510 57		18,59,705 71
Total		18,59,714 02	18,59,714 02	Total	18,59,714 02	18,59,714 02	

APPENDIX No. 6—(Contd.)
Statement of Special Funds 1958-59.

K.E.M. Hospital and G.S.M. College Equipment Fund (Corporation Resolution No. 650 of 3rd December 1935).				Fidelity Guarantee Insurance Fund. (Corporation Resolution No. 1283 of 10th March 1941).					
		Dr.	Cr.			Dr.	Cr.		
	Rs.	nP.		Rs.	nP.		Rs.	nP.	
Balance on 1st April 1958				67,329	58	Balance on 1st April 1958			
Amount of Depreciation on Plant & Machinery credited to the Fund during the year				19,076	00	Net Recoveries during the year		1,48,128 12	
Balance on 31st March 1959 as per Balance Sheet, Appendix No. 5						Interest realized during the year		11,628 91	
Amount advanced for financing Capital Expenditure	16,560	82				Balance on 31st March 1959 as per Balance Sheet, Appendix No. 5	1,64,466	60	
Amount held in Securities and cash	69,844	76	86,405	58		Total	1,64,466	60	
Total			86,405	58	86,405	58			
G.S.M. College and K.E.M. Hospital Research Fund (Corporation Resolution No. 176 of 21st June 1937).				Welfare Fund (Contributed under Section 120A of the Bombay Municipal Corporation)					
		Dr.	Cr.			Dr.	Cr.		
	Rs.	nP.		Rs.	nP.		Rs.	nP.	
Balance on 1st April 1958				2,07,517	64	Balance on 1st April 1958		2,87,805 61	
Interest realized during the year				7,970	11	Contribution during the year		51,426 35	
Expenditure during the year	15,454	17				Interest realized during the year		10,067 84	
Balance on 31st March 1959 as per Balance Sheet, Appendix No. 5						Net recoveries during the year		342 00	
Amount advanced for financing Capital Expenditure	1,25,925	52				Expenditure during the year	2,09,362	49	
Amount held in securities and cash	74,108	06	2,00,033	58		Amount held in securities and cash	1,40,279	31	
Total			2,15,487	75	2,15,487	75	Total Rs.	3,49,641 80	3,49,641 80

APPENDIX No. 6 (Contd.).

Statement of Special Funds 1958-59.

Land (Reclamation and Acquisition) Fund.

(Corporation Resolution No. 1623, dated the 7th February 1957).

	Dr.		Cr.	
	Rs.	nP.	Rs.	nP.
Balance on 1st April 1958 ..			50,14,189.99	
Assets written off from equipment Fund transferred to Land Fund ...			1,66,600.75	
Interest during the year ...			1,98,401.14	
Balance on 31st March 1959 as per Balance Sheet, Appendix No. 5— Rs. nP:				
Amount advanced for Financing Capital Expenditure ...	8,50,767.51			
Amount held in Fixed Deposits, Cash and Securities ...	45,28,424.37			
			53,79,191.88	
Total ...		53,79,191.88		53,79,191.88

LAND SALES RESERVE FUND.

(Corporation Resolution No. 705 of 15-12-1955).

	Dr.		Cr.	
	Rs.	nP.	Rs.	nP.
Interest for the year ...				Dr. 94-50
Amount transferred from Revenue on account of surplus over Rs. 10 lakhs under sales Proceeds of Surplus lands ...				37,895-45
Balance on 31st March 1959 as per Appendix No. 5.				
Amount held in Cash and Securities ...	37,800-95			
Total ...	37,800-95			37,800-95

APPENDIX No. 6—(Concluded.)

Statement of Special Funds 1958-59.

Provident Fund.				Rs.	nP.	Rs.	nP.	Rs.	nP.	Rs.	nP.
(Corporation Resolution No. 5598, dated the 7th September 1920)											
Balance on 1st April 1958	4,17,60,178	68						
Add—Transferred from Trust	38,942	91						
Amount of Subscriber's Accounts—											
(1) Other than Trust and Education Committee's employees	4,17,99,121	59	4,17,99,121	59				
(2) Trust employees	36,34,056	56						
Less—Transferred to Municipal	38,942	91	35,95,113	65	35,95,113	65		
(3) Education Committee's Employees					1,76,45,350	22		
* (4) Suburban Employee					34,14,032	07		
(5) Excess Interest, Profit on sale of Securities, etc.					7,87,957	72		
Receipts on account of Subscriptions and contribution during 1958-59 in respect of employees other than Trust, Education Committee's Employees and Suburban Employees	66,71,483	38					6,72,41,575	25
Deduct—Payments during the year	42,20,121	39	24,51,361	99				
Interest allowed on Provident Fund accounts of employees other than Trust, Education Committee's employees and Suburban Employees	16,74,677	98	16,34,382	34				
Deduct—Payments during the year	40,295	64					40,85,744	33
Recoveries on account of Subscriptions and Contributions during 1958-59 in respect of Provident Fund Accounts of Trust Employees	5,74,653	99						
Deduct—Payments during the year	2,97,315	26	2,77,338	73				
Interest allowed on Provident Fund Accounts of Trust Employees	1,41,840	15						
Deduct—Payments during the year	3,154	15	1,38,686	00				
Receipts on account of Subscriptions and Contributions during 1958-59, in respect of Provident Fund Accounts of Education Committee's Employees	33,08,518	32					4,16,024	73
Deduct—Payments during the year	18,73,597	59	14,34,920	73				
Interest allowed on Provident Fund Accounts of Education Committee's Employees.	7,18,877	70						
Deduct—Payments during the year			7,18,877	70				
Receipts on account of Subscription and Contribution during 1958-59 in respect of Provident Fund Accounts of Suburban Employees	11,76,402	93					21,53,798	43
Deduct—Payments during the year.	7,45,236	46	4,31,166	47				
Interest allowed on Provident Fund Accounts of Suburban Employees	1,31,827	53						
Deduct—Payments during the year	2,462	54	1,29,364	99				
* Amount transferred by Budget F to Budget A					1,71,742	51		
Receipts on account of subscriptions & contributions during 1958-59 in respect of Provident Fund Accounts of extended Suburban employees	1,73,131	22						
Deduct—Payments during the year	39,128	64	1,34,002	58				
Interest allowed on Provident Fund Accounts of the employees of extended Suburban Employees	7,553	56						
Deduct—Payments during the year	12	02	7,541	54			3,13,286	63
Net Interest on Provident Fund Investments realized during the year			26,04,206	14				
Deduct—Interest allowed at 4 per cent. per annum on Provident Fund Accounts								
(1) Employees other than Trust Education Committee's Employees and Suburban Employees	16,74,677	98						
(2) Trust Employees	1,41,840	15						
(3) Education Committee's Employees	7,18,877	70						
(4) Suburban Employees	1,31,827	53	26,74,776	92			Dr. 70,570	78
(5) Extended Suburban	7,553	56						
Profit on account of conversion of Securities								
Represents the out standing Amount of Employees' subscription and interest not claimed by the parties for more than 12 years							10,316	13
Balance on 31st March 1959 as per Balance Sheet Appendix No. 5					7,47,10,706	18		
								7,47,10,706	18	7,47,10,706	18

* Provident fund of the suburban employees is merged from 1-4-53.
 ** do. do. do. 1-4-58.

G. V. DAMLE,
 Chief Accountant.

V. L. GIDWANI,
 Municipal Commissioner.

APPENDIX No. 7.

Capital Fund Balance Sheet as at 31st March 1958

LIABILITIES.	Rs.	ASSETS.	Rs.
Loans Outstanding:—		Block Account:—	
Due to Government (Vide details as shown in Appendix No. (11) ...	8,36,77,584.23	Loan Funds—	
Due to Public— (Vide details as shown in Appendix No. (11) ...	30,85,65,000.00	Property and Assets at original cost as per Appendix No. 8. Rs.	59,63,42,655.82
Advances from Special Funds— (Vide details as shown in Appendix No. (11) ...	61,74,287.55	Deduct—Subventions granted for the conversion of privies into water closets, shown below	16,28,058.75
	39,84,16,871.78		59,47,14,597.07
Trust Fund Account—		Add—Subventions granted for the conversion of privies into water-closets Rs. 22,97,055.00	
Donation from Mr. D. M. Bahadurji. Rs. 3.69		Deduct—Expenditure written off Rs. 6,68,996.25	Rs. 16,28,058.75
Donation from Sheth Shantilal M. Parikh for the establishment of a Blood Bank Rs. 15,219.38			59,63,42,655.82
Donation from The Trustees of the late Justice Badruddin Tyabji Memorial Fund for the construction of Orchard House at Victoria Garden Rs. 1,694.50		Trust Fund—	
Donation from The Chairman of Trustees of the Lotus Trust for the construction of electric crematorium at Chandanwadi Rs. 71.62		Expenditure as per Appendix No. 8	55,95,416.71
Donation from The Managing Trustee of Shri Ramkunjwar Charitable 'X' Ray Institute Trust for Conversion of F. Ward Stables into an Insolation Hospital for 80 Beds for T. B. Patients etc. Rs. 51,001.00		Worn-out Water Mains Renewal Fund—	
Donation from Reserve Bank of India for construction of a ward 38/40 beds for accommodating their Sick employees in K. E. M. Hospital Rs. 48,888.74		Expenditure as per Appendix No. 8	9,64,525.91
Donation from The Trustees of Shri Anant Nathaji Maharaj Jain Temple towards the cost of construction of a new public convenience. Rs. 1.25		Municipal Land and Buildings Fund—	
Donation from Dr. G. V. Deshmukh for providing additional 50 Surgical Beds for women in the M. G. H. Sion Rs. 250.00		Land purchased and Buildings erected as per Appendix No. 8	43,03,043.42
Amount received from Government of Bombay for the work of construction of Sub-way near Church Gate Station. Rs. 00.38		Temporary advance to Development Fund	31,77,390.37
Amount received from the Poor Box Charity Fund for Convalescent Home at K. E. M. Hospital Rs. 1,84,428.99	3,01,559.55	Investments—	
	3,01,559.55	Sinking Fund—	
Surplus—		As per Appendix No. 10	(a) 8,42,13,536.24
CAPITAL ASSETS AT ORIGINAL COST OVER LIABILITIES:—		Loan and Trust Funds—	
Sinking Fund on Loans	8,42,13,536.24	Amount reserved for capital stores—	2,32,97,004.95
Loans Redemption Fund	23,05,97,283.10		
Premia on Loans	3,20,848.74		
Contributions from Special Funds	8,03,171.02		
Do. Revenue for Loan Works Establishment	17,869.98		
Do. G. I. P. Railway	3,74,000.00		
Do. Port Trust	1,56,500.00		
Do. Government for Schools...	5,00,000.00		
Do. Government for widening the Love Grove Bridge	91,234.00	In Cash and fixed Deposit	*1,29,80,264.08
Do. Worn-out Water Mains Renewal Fund	9,64,525.91		
Do. Land and Buildings Fund	74,80,433.79		
Do. Development Fund	1,34,32,075.48		
Do. Revenue towards Bai Jerbai Wadia Hospital for Children	7,00,000.00		
Do. Trust Fund	55,95,416.71		
Do. Trustees Gokuldas Tejpal Charities	18,123.64		
Grant in aid from Government for widening the road in Colaba division	12,975.87		
	34,52,77,996.48		
Deduct— Assets written off— Amount as on 31st March 1958 Rs. 1,17,58,418.30 Additions during the year .. 13,64,172.01	1,31,22,590.31		
	33,21,55,406.17		
Grand Total	73,08,73,837.50		73,08,73,837.50

(a) For Face, Purchase and Market Values of Securities held in the Sinking Funds, please see Appendix No. 16-A.
* This amount represents Balance on account of Trust Funds and Loan fund.

G. V. DAMLE,
Chief Accountant.

V. L. GIDWANI,
Municipal Commissioner.

APPENDIX No. 8:

SUMMARY

	Total Capital Expenditure upto 31st March 1958.	Expenditure During 1958-59.		Capital Expenditure upto 31st March 1959.
			Out of Loan Funds.	
	Rs.	Rs.		Rs.
(1) Loan Funds				
I.—General supervision, Collec- tion of Revenue, etc. ...	55,60,952	4,48,217		60,09,169
II.—Water Works ...	33,15,48,252	94,41,088		34,09,89,340
III.—Education, Primary ...	27,98,012	...		27,98,012
IV.—Education, Secondary ...	20,704	...		20,704
V.—Public Health Department ...	1,28,43,750	Cr. 6,70,407		1,21,73,343
VI.—Medical Relief and Education.	1,62,55,679	36,71,091		1,99,26,770
VII.—Street, Cleansing and Conser- vancy Road Watering and Halalkhore Service ...	3,35,35,977	25,04,307		3,60,40,284
VIII.—Roads, Drains and Sewers ...	9,15,96,003	11,55,421		9,27,51,424
IX.—Mechanical ...	36,35,026	...		36,35,026
X.—Buildings, Land Acquisition and Management ...	4,68,96,879	20,58,880		4,89,55,759
XI.—Fire Brigade ...	20,87,756	64,448		21,52,204
XIII.—Gardens and Open Spaces ...	61,31,455	1,42,928		62,74,383
XIV.—Markets and Slaughter Houses	1,00,66,827	1,98,180		1,02,65,007
XV.—Slum Service ...	28,03,331	2,99,046		31,02,377
XVI.—Measures for Civil Defence...	1,87,149	...		1,87,149
XVII.—Greater Bombay ...	2,65,972	16,839		2,82,811
XVIII.—Industrial Estates	196		196
Discount and other charges on Loans	59,72,367	6,61,585		66,33,952
Plant and Machinery ...	39,62,262	1,82,484		41,44,746
(1) Loan Funds—Total.	57,61,68,353	2,01,74,303		59,63,42,656
(2) Trust Fund				
Works executed ...	55,78,807	16,610		55,95,417
(3) Worn out Water Mains Renewal Fund				
Works executed ...	9,64,526	...		9,64,526
(4) Land and Buildings Fund				
Lands purchased and buildings erected ...	43,03,044	...		43,03,044
Grand Total.	5,870,14,730	2,01,90,913		60,72,05,643

APPENDIX No. 8

Block Account showing details of Capital Expenditure upto 31st March 1959.

	Total Capital Expenditure upto 31st March 1958.	EXPENDITURE DURING 1958-1959.	Total Capital Expenditure upto 31st March 1959.
	Rs.	Rs.	Rs.
I.—GENERAL SUPERVISION, COLLECTION OF REVENUE, ETC.			
Works completed (as per Report for 1957-58) ...	26,11,056	...	26,11,056
Works in progress—			
Extension of the Municipal Head Office Building ...	26,78,681	4,55,743	31,34,424
Remodelling of Municipal Central Stores ...	2,71,215	6	2,71,221
Alterations to the ground floor and addition of a first floor to a portion on the Western side of the existing Municipal Printing Press Building at Carnac Bridge	Cr. 4,669	Cr. 4,669
Extension of the Municipal Printing Press Building to house the machinery for executing the printing work of B. E. S. & T. Undertaking.	Cr. 2,863	Cr. 2,863
Total Works in progress ...	29,49,896	4,48,217	33,98,113
I.—General Supervision, etc., Total ...	55,60,952	4,48,217	60,09,169
II.—WATER WORKS, ORDINARY			
Works completed (as per Report for 1957-58) ...	5,90,24,492	...	5,90,24,492
Works completed—			
Constructing a store-room for meters spare parts and a Carpentry Section at maintenance Workshops at DeLisle Road ...	27,017	...	27,017
Treating further portion of the 57" steel mains in Sleater Road from Nana's Chowk to Falkland Road with reinforced gunite ...	4,00,376	...	4,00,376
Repairing leaks along the Tansa Duct Line ...	15,98,498	...	15,98,498
Providing 24" cross connections between inlets and outlets mains of M. H. R. at Harve Road ...	88,088	...	88,088
Conversion gradually of an adequate number of underground hydrants out the existing underground hydrants into stand post hydrants to prevent pollution of the water supply in the City ...	1,20,898	...	1,20,898
Extending and remodelling of a store-house at Ghatkopar ...	28,257	...	28,257
Laying a 9" main in Ripon Road from Bellasis Road to Morland Road ...	81,594	...	81,594
Laying a 3" hydrant main in Chaubal Lane off Vithalbhai Patel Road ...	2,823	...	2,823
Extending the 5" main in Mangalwadi (D Ward) ...	3,903	...	3,903
Laying 3" hydrants mains in Sonapur Cross Lane ...	5,896	...	5,896
Extending 6" main with hydrants in Road No. 50 of Scheme No. 57 (Sewri-Wadala) ...	5,066	...	5,066
Providing 5" water mains with hydrants in Cavel Street Cross Lanes (Nos. 2, 4, 5 and 9) ...	24,764	...	24,764
Laying 6" water mains in Falkland Road 5th, 7th and 8th Cross Lanes ...	14,527	...	14,527
Combined structure for storage of steel, cement etc., in the maintenance yard ...	17,812	...	17,812
Providing an 18" electrically operated S. V. on 32" main in Grant Road ...	17,720	...	17,720
Laying 6" water main in passage between Forjet Street in Gowals Tank Road ...	11,372	...	11,372
Works completed ...	24,48,611	...	24,48,611
II.—Water Works—Works completed—Grand Total ...	6,14,73,103	...	6,14,73,103

APPENDIX No. B—Contd.

	Total Capital Expenditure upto 31st March 1958.	EXPENDITURE DURING 1958-59.		Total Capital Expenditure upto 31st March 1959
	Rs.	Rs.		Rs.
II—Water Works—Brought over	6,14,73,103			6,14,73,103
Works in progress—				
Laying a 6" water main in Cinema Road behind Metro Cinema	16,666	Cr. 25		16,641
Providing new water mains in Mahim District	2,04,633	Cr. 3		2,04,630
Repairing and extending the Trolley Track in various syphons of the duct line outside Bombay	1,18,450	...		1,18,450
Housing accommodation for emergency gangs for the labour staff in the outside City Division	2,45,648	...		2,45,648
Improving the water supply in localities in B Ward—laying water mains in Masjid Bunder Road Sandhurst Road, etc	2,08,576	...		2,08,576
Providing concrete blocks under steel mains outside City at places where they are badly corroded	17,95,859	56,498		18,52,357
Providing hydrants in roads where there are no hydrants or where additional hydrants are necessary	1,28,917	1,876		1,30,793
Providing venturi meters on Trunk outlets and inlets and Distributory mains in the various parts of the City	1,58,058	98,178		2,56,236
Enlarging the 5" main in Falkland Road Low level to meet 9" main in Sleater Road	Cr. 147		Cr. 147	
Providing auxiliary Sluice Valves on daily operated cross connections Valves, etc.	41,048	Cr. 147		41,047
Providing by-pass arrangements on large sized sluice valve on important water mains at the various parts of the City	5,284	...		5,284
Providing cross connections and sluice valves for adequate Fire Service	38,262	...		38,262
Laying water main in Sion-Matunga Scheme No. 6	2,48,550	1,076		2,49,626
Laying 24" > 18" for 12" water meter from 48" Tansa main near Kol-wada Station for Antop Hill Wadala Area	99,248	33,558		1,32,806
Enlarging all the 3"-4" water main in A Ward to suitable sizes	2,16,614	1,294		2,23,908
Measures to prevent frequent bursts on the 24" Vehar Main at Kurla	17,773	Cr. 19		17,754
Protective measures to the trunk mains and the slopes on the Eastern Side of Malbar Hill	62,568	...		62,568
Providing water mains with hydrants etc., in the layout of Road 5 in Scheme No. 57 Sewri Wadala	3,02,484	25,667		3,28,151
Providing a 12" water main in Dadar Kumbharwala Lane	28,998	...		28,998
Protection of 57" Tansa Steel mains in the City	13,16,950	3,79,763		16,96,713
Laying a 30" main from the 57" West main along Globe Mill Passage Road No. 5B, Worli Road upto junction of Cadell Road and Chowney Gully	5,56,551	15		5,56,566
Laying water mains in the roads of the proposed layout for the Worli Neighbourhood unit at work	55,215	...		55,215
Enlarging the existing 6" main in Parel Tank Road to 9"	1,55,358	3,368		1,58,726
Enlarging the 3" water main at Khara Tank Street to 12"	33,812	...		33,812
Enlarging the existing 4" main in Mathew Road to 9" from French Bridge upto New Queen's Road	38,149	...		38,149
Laying 6" water main in Khetwadi 11th Lane	4,980	...		4,980
Enlarging the existing 2" water main to 6" in Madhavpura Street (E Ward)	2,138	...		2,138
Strengthening the electric cables and providing new circuit breakers for new pumps to be installed at Bhandarwada Hill Reservoir M. N. R. Control Room	58,896	...		58,896
Providing Park for visitors on hilltops adjoining Vehar Garden	24,306	...		24,306
Strengthening of Tansa Dam	68,66,948	54,901		69,21,849
Filling up with earth the Municipal land east of 48" old Tansa main at Ghatkopar	29,553	...		29,553
Enlarging the existing 6" main in Khetwadi Main Road to 12"	1,44,808	Cr. 1		1,44,807
Enlarging the 6" water main in western footpaths of Clare Road and extending it to join the 36" main	84,993	Cr. 48		84,945
Replacing the portion of syphon No. 6 between Kapurwadi and Pokhran	64,235	...		64,235
Laying a 12" main in Shankarao Pupala Road (E Ward)	63,538	...		63,538
Re-modelling the workshop and yard at Ghatkopar	21,646	...		21,646
Construction of a Pavilion at Tansa	10,333	2,865		13,198
Conversion of N. P. Hydrants into S. P. Hydrants at Bhandarwada Hill Reservoir and Malabar Hill Reservoir	28,503	Cr. 1		28,502
Laying 6" water main in the portion of Gymkhana Road at Telang Road, Matunga	10,976	...		10,976
Providing water mains for Antop Village Housing Scheme for non-schedule staff of B.P.T.	51,729	1759		53,488
Laying 9" hydrant main in Scottish Orphanage Lane and Bhandar Gully	25,264	Cr. 1		25,263
II—Water Works—Works in progress—Carried forward	1,35,86,370	6,66,718		1,42,53,088
II—Water Works—Carried forward	6,14,73,103	...		6,14,73,103

APPENDIX—No. 8—Contd.

	Total Capital Expenditure upto 31st March 1958.	Expenditure during 1958-59.	Total Capital Expenditure upto 31st March 1959.
	Rs.	Rs.	Rs.
II—Water Works—Carried forward ...	6,14,73,103	...	6,14,73,103
II—Water Works—Works in Progress—Brought over ...	1,35,86,370	6,66,718	1,42,53,088
Laying 6" main in Nawab Tank Road ...	8,680	...	8,680
Laying 24" main in Mint Road and Frere Road from Elphinstone Circle to Fort Street ...	1,39,922	...	1,39,922
Laying a 24" main in Charni Road from Khetwadi to Sadhurast Road ...	59,785	...	59,785
Extension of Tulse Trolley Track ...	47,995	4,436	52,431
Provision of sanitary conveniences for the Labour Staff working in Outside City Division ...	14,202	20,646	34,848
Laying the 12" W. M. with 10 hydrants in Lady Hardinge Road. Concreting the approach road to Hanging Gardens from Babulnath Road to Gibbs Road ...	23,291	38,688	61,979
Shifting of daily operated S. V.'s in roads under heavy traffic ...	36,104	...	36,104
Extension of 6" main in Telwadi through Satta Gully ...	9,650	...	9,650
Conversion of a daily operated sluice valve of hyesover 12" into electrically operated ones ...	Cr. 16	...	Cr. 16
Resurfacing the pathways at Malbar Hill Reservoir and Bhandarwada Hill Reservoir Gardens with soil cement ...	14,772	Cr. 6	14,766
Adding first floor to Mali's Quarters at Siri Roads ...	2	..	2
Providing a 4" water main for gardening purposes at Malbar Hill ...	4,723	...	4,723
Enlarging the existing 6" main in Shaikh Memon Street to 12" between Kalbadevi and Princess Street ...	67,874	481	68,355
Providing an additional bay and a floor over the mechanic's shop in the Maintenance Workshop at DeLisle Road ...	37,298	...	37,298
Enlarging 18" water main in Veer Nariman Road (Churchgate Street) to 24" from Flora Fountain to Elphinstone Circle ...	75,054	...	75,054
Providing garden at Powai ...	1,47,880	7	1,47,887
Laying 6" water main in public passage off Durga Street ...	4,660	...	4,660
Laying a 6" water main in road leading to Kala Killa off Dharavi Road ...	7,469	...	7,469
Construction of a BEST Sub. Station for Malbar Hill Reservoir... Laying 6" main in East Footpath of Queen's Roads from Veer Nariman Road to 1st Marine Street ...	2	...	2
Laying 6" main in Dabholkar Wadi off Parel Tank Road ...	46,879	...	46,879
Laying 6" main in Dabholkar Wadi off Parel Tank Road ...	7,234	...	7,234
Laying 3" hydrant main in Jarabulwadi ...	3,068	...	3,068
Laying 6" main in Lad Wadi ...	2,992	...	2,992
Enlarging the existing 6" main to 21"-18" in Kandawadi Lane and connecting it to 24" main in Girgaon Road and 18" main in C. P. Tank Road ...	1,43,542	Cr. 340	1,43,202
Construction of 4 unit chawl at B. H. R. for Sluicement and Chawiwalas ...	9,198	...	9,198
Laying 6" water main in Hargovind Desaiwadi from Bhaskar Lane to Kumbhartukda Lane ...	6,281	...	6,281
Construction of W.C. Block at Sir Pheroze Shah Mehta Gardens at M. H. R. ...	8,113	...	8,113
Laying a 30" water main along Queens Road and 1st Marine Street to Dhobi Talao ...	1,15,050	Cr. 47,612	67,438
Repairs to Piers and Foundations of the Bridge over Bandra Creek ...	67,216	...	67,216
Laying a 30" water main in Foreshore Road, Colaba from junction F Road to junction Wodehouse Road ...	2,74,681	Cr. 12,262	2,62,419
Laying a 12" water main in Dr. Viegas Street ...	40,810	1	40,811
Laying 6" water main in Road connecting Gokhale Society Lane and Dr. Battliwalla Road ...	5,738	...	5,738
Laying 6" main in Lohar Chawl from Cadell Road to Balamia Road ...	5,501	...	5,501
II—Water Works—Works in Progress Brought Over ...	1,50,38,420	6,69,892	1,57,08,312
II—Water Works—Carried forward ...	6,14,73,103	...	6,14,73,103

APPENDIX No. 8—(Contd.).

	Total Capital Expenditure upto 31st March 1958.	EXPENDITURE DURING 1958-59.	Total Capital Expenditure upto 31st March 1959.
	Rs.	Rs.	Rs.
II—Water Works Carried forward ...	6,14,73,103	...	6,14,73,103
II—Water Works—Works in Progress Carried forward ...	1,50,38,420	6,69,892	1,57,08,312
Laying 6" water main in Suparibaug Cross Road from Suparibaug Road to Aimal Merwanji Road ...	14,185	Cr. 2	14,183
Laying a 6" water main in Paul Street from Vincent Road East to Road No. 2 Naigaum Estate ...	4,846	3,263	8,109
Laying a 6" water main in Bhojat Gully from Lady Hardinge Road to Mannala Tank Road ...	10,083	Cr. 45	10,038
Extending 5" main in Gokuldas Pasta Road by 6" one to meet the 9" main in Vincent Road ...	554	1,388	1,942
Extending and enlarging the 4" main in Bruce Street to 6" off Mahatma Gandhi Road ...	17,319	Cr. 71	17,248
Laying 9" main in Juckeria Bunder Road from Reay Road to Sewri Station Road junction Sewri Bazaar Road ...	32,322	10,135	42,457
Providing Scout Valves and cross connections to the existing water main in the City (North) ...	4,435	...	4,435
Enlarging the existing 4" main in Arthur Road to 9" ...	24,551	Cr. 6	24,545
Enlarging 12" water main in Carnac Road to 24" from Dr. Dadabhoy Nawroji Road to Girgaum Road ...	1,28,279	5,194	1,33,473
Laying an 18" main for Cuffe Parade for the Army, Navy and Tata Institute of Fundamental Research ...	1,83,388	263	1,83,651
Laying a 9" main in Temkar Street from junction Grant Road to junction Bellasis Road for a length of about 1,910 feet ...	29,915	2,153	32,068
Enlarging 6" water main in Girgaum Road, and Vithalbai Patel Road to 9" (from Opera House to Chani Road.) ...	76,929	Cr. 339	76,590
Provision of quarters at Bhandup for chlorinating staff ...	401	11,271	11,672
Providing lighting arrangement at Kamla Nehru Park and ladies and children's Garden at Malbar Hill ...	19,047	...	19,047
Gutting portion of 57" Tansa mains between Marol and Santa Cruz ...	1,21,522	44,443	1,65,965
Enlarging the 4" main in 2nd Fanaswadi to 6" ...	8,308	Cr. 63	8,245
Laying 6" water main in Gymnasium Road (A Ward) ...	23,609	Cr. 1,492	22,117
Laying 6" water main in Baply Road and Baply Road Cross Lane ...	7,283	Cr. 6	7,277
Laying 6" main in the Lane off Ranade Road Extension ...	2,132	...	2,132
Construction of a summer house at Sir Pheroze Shah Mehta Gardens ...	4,390	...	4,390
Laying a 12" water main in Mughbat Lane for 21" main in Khadilkar Road and to connect it to the 6" main in Pimpalwadi Cross Lane ...	39,525	Cr. 219	39,306
Laying 12" water main in Fanaswadi ...	54,363	Cr. 142	54,221
Enlarging the 9" water main in Mount Road to 12" ...	61,179	Cr. 1,989	59,190
Laying an 18" water main in Keshavji Naik Road and Dr. Meishri Road ...	98,203	1,16,888	2,15,091
Enlarging the 72" dia. Tansa water main to 96" dia. between Kasheli Anchor Block to Kapurbaydi Anchor Block ...	10,70,783	22,456	10,93,239
Enlarging the existing 4" main in Bhawanishankar Cross Road to 6" ...	Cr. 45	9,130	9,085
Extending the existing 6" main in Mahella Patel Agiary Lane to meet 6" main in Grant Road ...	5,385	Cr. 17	5,368
Enlarging 5" main to 9" in old Bengalipura Street ...	11,283	...	11,283
Laying a 4" Hydrant main in Telli Gully ...	4,433	Cr. 105	4,328
Laying 6" main in Pednekar Wadi off Sayani Road ...	5,704	3	5,707
Connecting water mains along Lakhamsi Nappoo Road and Sir Bhalchandra Road with 32" Vehar Main ...	59,242	19,574	78,816
Laying 6" water main in Borkar Wadi Lane between Bhandar Gully and Sitala Devi Road ...	370	3,784	4,154
Laying 9" main in Doctor Street From junction Grant Road to junction Erskine Road ...	18,177	8,056	26,233
Construction of 5 unit chawl at Ghatkopar Syphontteat ...	3,480	5,271	8,751
Laying 9" main in Sun Mill Lane ...	18,368	24,311	42,679
Making 18" X connection between Duct and 72" East and West Tansa Mains near Bhandup ...	12,127	...	12,127
Enlarging the existing 4" main in Kumbharwada cross lane to 9" (G Ward) ...	7,018	1,081	8,099
Enlarging 6" main in Benham Hall Lane to 12" size ...	6,064	21,127	27,191
II.—W. W. Works in progress—Carried forward...	1,72,27,577	9,75,187	1,82,02,764
II.—Water Works—Carried forward ...	6,14,73,103	...	6,14,73,103

APPENDIX No. 8.—Contd.

	Total Capital Expenditure upto 31st March 1958.	EXPENDITURE DURING 1958-59.	Total Capital Expenditure upto 31st March 1959.
	Rs.	Rs.	Rs.
II—Water Works—Carried forward ...	6,14,73,103	...	6,14,73,103
II—Water Works in progress—Brought over ...	1,72,27,577	9,75,187	1,82,02,764
Enlarging a 12" main in Bora Bazar Street from junction Dada- bhai Novrojee Road to Junction Agiary Lane ...	23,186	30,242	53,42
Replacing 37 Sluice valves including two pen stock Jates in O.C. division of W. W. department ...	3	13,060	13,063
Laying 9" main in Dharavi Cross Road (Tadwadi) from junction Dharavi Road to junction Dharavi Dhedwadi ...	12,485	5,083	17,568
Extension of motor trolleys shed at Ghatkopar ...	8,715	700	9,415
Laying a new 6" water main in Love Lane Cross Lane ...	3,866	Cr. 4	3,862
Laying a 6" main in the passage off Vincent Road ...	2,674	1,647	4,321
Laying 9" main near Government Housing Scheme at Koliwada ...	15,952	6,371	22,323
Raising a floor over the new Chawl at Babula Tank Yard	8,365	8,365
Enlarging the existing 4" water main in Sewri Cross Road to 6" Constructing a boundary wall at certain places on both sides of the Municipal land between Khar Road crossing and Vankola Road crossing (Nehru Road)	Cr. 7,077	Cr. 7,077
Enlarging the existing 6" main in portion of Hasnali Tank Road to 12"	61	61
Laying 6" water main B. G. Kher Road, Worli	15,002	15,002
Laying a 9" main in Little Gibbs Road	10,931	10,931
...	...	19,569	19,569
II W. W. ordinary—Total works in progress ...	1,72,94,458	10,79,137	1,83,73,595
AUGMENTATION OF THE CITY'S WATER SUPPLY— VAITARNA-cum-TANSA SCHEME—			
I.—Survey ...	93,591	...	93,591
II.—Preliminary Works ...	20,48,649	Cr. 350	20,48,299
III.—Land Acquisition ...	10,70,541	2,555	10,73,096
IV.—Dam and appertenant Works ...	6,40,17,907	4,21,066	6,44,38,973
V.—Tunnels and Appertenant Works ...	1,58,14,173	1,15,205	1,59,29,378
VI.—Laying of pipe line ...	7,52,06,296	23,10,148	7,75,16,444
VII.—Quarters, Store houses, Offices ...	7,07,905	377	7,08,282
VIII.—Miscellaneous ...	37,89,214	Cr. 13,586	37,75,628
IX.—Supervision Charges ...	70,53,714	4,72,852	75,26,566
Total—V.C.T. Scheme ...	16,98,01,990	33,08,267	17,31,10,257
IMPROVING THE DISTRIBUTION SYSTEM IN THE CITY— INLETS TO SERVICE RESERVOIR (FOR M. H. R. AND B. H. R.)—			
(a) A 72" main between Nana's Chawk and M. H. R. with its cross connection ...	18,91,340	19,408	19,10,748
(b) 96" main from Powai to Mahim ...	1,23,09,404	3,25,000	1,26,34,404
(c) Laying a 48" new outlet from M.H.R. for Serving Kalbadevi area with its distributories ...	20,86,331	10,190	20,96,521
(d) Laying a 48" new outlet from Malbar Hill Reservoir upto Flora Fountain to serve the Fort Area. ...	23,99,158	815	23,99,973
(e) 72" > 57" main from Mahim to Worli Naka extended by 48" main from Worli Naka to Haines Road junction T. P. Road ...	50,18,331	4,38,796	54,57,127
(f) 48" main from Futka Tank to B. H. R. connected with 57" main in Dharavi from Mahim to Futka Tank (57" > 48" main from Mahim to B.H.R.) ...	48,26,948	4,81,153	53,08,101
TOTAL—IMPROVING THE DISTRIBUTION SYSTEM IN THE CITY ...	2,85,31,512	12,75,362	2,98,06,874
Remodelling the distribution system in the City.			
(1) Laying 24" main along Hansali Tank Road and Ash a Lane between Tulsi Pipe Line Road and Cadell Road (3,700 R.ft.) ...	2,69,239	59,499	3,28,738
(2) Laying a 24" main in Gokhale Road and Lady Jamshedji Road, from Globe Mill Passage to Sitla Devi Temple Road (11,000 R.ft.) ...	8,78,921	31,646	9,10,567
(3) Laying a 12" main in Road 'D' off Shiwaji Park (3,600 R.ft.) ...	63,860	...	63,860
(4) Providing a 12" cross connection between the 9" main in Bhavanishankar Road (south) and 2-57" East and West Tansa mains at Junction Gokhale Road (200 R.ft.) ...	1,622	...	1,622
(5) Providing a 12" cross connection in Keluskar Road between the 2-57" East and West Tansa Mains at Lady Jamshedji Road and the existing mains in Keluskar Road (500 R.ft.) ...	12,760	Cr. 51,747	Cr. 38,987
(6) Laying a new 36" Bycula Outlet from B. H. R. upto Mount Road junction Love Lane (1,700 R.ft.) ...	52,451	...	52,451
(7) Laying a 24" main in Mount Road to connet the new 36" outlet with the 15" main Victoria Road (2,500 R.ft.) ...	57,838	...	57,838
(8) Laying a 24" main in New Nagpada Road to connect the 32" main in Parel Road (1,700 R.ft.) ...	59,145	1,05,831	164,976
(9) Laying a 24" main in Sukhlaji Street and Moreland Road to connect the 32" main in Grant Road and the 36" main in Souter Street (4,700 R.ft.) ...	2,13,833	1,86,266	4,00,099
Remodelling the distribution system in the city—Total Carried over ...	16,09,669	3,13,495	12,65,800
II.—W. W. Carried forward ...	6,14,73,103	...	19,41,164

APPENDIX No. 8—contd.

	Total Capital Expenditure upto 31st March 1958.	EXPENDITURE DURING 1958-59.	Total Capital Expenditure upto 31st March 1959.
II.—W. W. Carried forward ...	Rs. 6,14,73,103	Rs. ...	Rs. 6,14,73,103
Remodelling the distribution system etc., Brought Over...	16,09,669	3,31,495	19,41,164
(10) Laying a 24" main from B. H. R. to connect with the existing 24" main in Wadi Bunder Road (1,300 R.ft.) ...	76,610	18,879	95,489
(11) Laying a 24" main along Lady Hardinge Road between the Tulsi Pipe Road and Cadell Road (3,200 R.ft.) ...	83,267	2,01,943	2,85,210
(12) Laying a 24" main along Sayani Road between Tulsi Pipe and Cadell Road (3,200 R.ft.) ...	2,55,020	26,240	2,81,260
(13) Laying a separate 24" steel main outlet from elevated tank to Dockyard Road ...	1,22,226	Cr. 2,615	1,19,611
(14) Laying a 18" C. I. main in Love Lane to connect the new 36" Byculla outlet on the 14" main in Parel Road (3,000 R.ft.) ...	30,496	43,348	73,844
(15) Laying a 15" C. I. main along Ghorupdeo Road and Cannought Road to connect the proposed 24" main in Mount Road with the 14" and 12" mains in Parel Road (4,400 R.ft.) ...	80,592	1,30,392	2,10,984
(16) Structural alterations in the Old Control Room at B.H.R. and the openings in the existing compartments of the Reservoir and provision of staff quarters	48,070	48,070
(17) Laying a 30" main along Annie Besant Road and Hornby Vellard between Worli Naka and Hornby Road Junction Clerk Road ...	2,05,812	Cr. 76,027	1,29,785
(18) Laying a 48" outlet main and converting the existing 32" Tansa inlet main into outlet main to serve the Tardeo Warden Road and Gowalia Tank Road (600 R.ft.) ...	80,435	8,170	88,605
(19) Laying a 24" feeder main in Gowalia Tank Road from Nana's Chowk to Kemp's corner (2,000 R.ft.) ...	9,120	Cr. 9,120	...
(20) Laying a 18" main in Tardeo Road from Hornby Vellard upto Tardeo Tram Terminus (3,600 R.ft.) ...	49,970	45,608	95,578
(21) Converting the 12" Syphon main in Ridge Road into Pump supply main from Malabar Hill Reservoir by laying 15" pipes. (1,500 R.ft.) ...	9,224	36,066	45,290
(22) Laying a 12" main in Neapean Sea Road and Neapean Road (2,700 R.ft.) ...	50,980	...	50,980
(23) Laying a 12" main in Gibbs Road and Forjet Street and 9" main in Altamount Road. (4,200 R.ft.-12") and (1,000 R.ft.-9") ...	99,862	30	99,892
(24) Laying a new 48" Mandvi, Pydonie, Kumbharwada outlet main from the B. H. R. and Babula Tank Road upto junction Rahimtulla Road (4,509 R.ft.) ...	3,29,902	Cr. 1,296	3,28,606
(25) Laying a 30" main in Grant Road from Ibrahim Rahimtoola Road to Trimbak Parshram Street. (3,000 R.ft.) ...	75,909	...	75,909
(26) Laying a 24" main in Jakeria Masjid Street from the New 48" Mandvi outlet and Babula Tank Road to connect with the 15" main in Carnac Road (5,600 R.ft.) ...	33,543	4,65,581	4,99,124
(27) Laying a 24" main in Trimbak Parshram Street to connect the new 30" outlet in Grant Road with the 24" main in Vallabhbhai Patel Road (1,500 R.ft.) ...	42,440	1,26,945	1,69,385
(28) Laying a 12" main in Walkeshwar outlet from M. H. R. along Siri Road to join with the existing 12" main in Walkeshwar Road ...	29,947	...	29,947
(29) Laying a 18" main in Gowalia Tank Road and Warden Road from Kemp's corner upto Hornby Vellard.	Cr. 3	Cr. 3
(30) Laying a 24" main in Ebrahim Rahimtulla Road and Mohammadali Road to connect the 24" main in Vallabhbhai Patel Road with 15" main in Carnac Road ...	88,085	3,02,505	3,90,590
(31) Laying a 48" outlet main in Nesbit Road to connect it to 32" Vehar and 32" Tansa mains in Victoria Garden Road	325	325
Total—Remodelling Work in progress ...	33,63,109	16,96,536	50,59,645
<i>Master Plan for Distribution of Water Supply in the City.</i>			
(a) Preliminary Works ...	68,741	5,208	73,949
(b) Land Acquisition ...	4,106	3,593	7,699
(c) Construction of service reservoirs and overhead tanks ...	9,15,040	8,35,174	17,50,214
(d) Laying mains	2,11,957	2,11,957
(e) Filtration Plants ...	91,848	Cr. 18,125	73,723
(f) Renovation of Duct ...	58,054	3,45,172	4,03,226
(g) Advance for purchase of stores	4,96,746	4,96,746
(h) Supervision	1,83,945	1,83,945
(i) Tools and Plants	16,314	16,314
(j) Miscellaneous	1,674	1,674
Total.—Master Plan ...	11,37,789	20,81,658	32,19,447
(6) Survey on the downstream side of Tulsi lake	128	128
Total—Survey etc.	128	128
Total—Works in progress ...	22,01,28,858	94,41,088	22,95,69,946
Grand Total ...	28,16,01,961	94,41,088	29,10,43,049
Tansa Triplication works completed (as per report 1948-49) ...	4,99,46,291	...	4,99,46,291
II.—Water Works Total ...	33,15,48,252	94,41,088	34,09,89,340

APPENDIX No. 8—Contd.

	Total Capital Expenditure upto 31st March 1958.	EXPENDITURE DURING 1958-59.	Total Capital Expenditure upto 31st March 1959.
	Rs.	Rs.	Rs.
III.—EDUCATION—PRIMARY.			
SCHOOL BUILDINGS—	‡ 27,98,012	...	27,98,012
IV.—EDUCATION—SECONDARY.			
Works Completed	20,704	...	20,704
IV.—Education-Secondary Total	20,704	...	20,704
V.—PUBLIC HEALTH.			
Works completed (as per Report 1957-58)	17,83,978	...	17,83,978
Works in Progress—			
Construction of a Swimming Pool at Shivaji Park	12,12,397	57,118	12,69,515
Extension of Hindu Cemetery No. 74 at Worli	1,04,625	25	1,04,650
Acquisition of land occupied by Milch Cattle Stables in the City of Bombay	94,49,365	Cr. 8,86,010	85,63,355
Construction of a Building for an electrically operated crematorium at Chandanwadi	2,93,354	710	2,94,064
Providing creche and nursery at Palton Road Chawls	31	...	31
Acquisition of Government land in C.S. No. 414 of Tardoo Division for providing housing for Hospital Staff	...	1,57,750	1,57,750
Total—Works in Progress	1,10,59,772	Cr. 6,70,407	1,03,89,365
V.—Public Health—Total	1,28,43,750	Cr. 6,70,407	1,21,73,343
VI.—MEDICAL RELIEF AND EDUCATION.			
Works completed (as per Report for 1957-58)	93,63,704	...	‡ 93,63,704
Works completed during the year—			
Installing iron clad main switch board for power and for providing power wiring at K. E. M. Hospital	30,143	...	30,143
Total.—Works completed	93,93,847	...	93,93,847
Works in progress—			
Additions and alterations V. D. Clinics buildings at Bellasis Road	45,955	...	45,955
Construction of a Badminton Court and one Canteen for the students of the G. S. Medical College	60,327	...	60,327
Construction and equipment of a building for accommodating 60 beds for Female patients in the compound of R. P. T. B. Hospital, Sewri	93,116	1,75,160	2,68,276
Works at R. P. T. B. Hospital—			
(i) Construction of a drying shed	16,520	...	16,520
(ii) Additions and alterations to the existing mortuary
(iii) Additions and alterations to the existing R.M.O.'s Quarter
(iv) Construction of two additional floors over the existing Nurses Quarters at R.P.T.B. Hospital...	1,04,423	2,971	1,07,394
Purchase of equipment and additions and alterations to Indian military Hospital at Dharavi (Municipal Group of Hospitals at Sion)—*			
(i) Expenditure in connection with taking over the Indian Military Hospital at Dharavi	2,69,040	...	2,69,040
(ii) Addition and alteration to the existing structures at the Municipal Group of Hospitals at Sion	1,59,825	...	1,59,825
(iii) Do. to the existing structures for housing Nurses and Sisters	80,852	...	80,852
(iv) Converting one ward into quarters of M.S., A.M.O. and two Casualty Officers	34,471	...	34,471
(v) Laying 9" pipe sewer	7,339	...	7,339
(vi) Additions and alterations to the existing structures Nos. T/66, T/67, T/19, T/75, T/76 and waiting shed for patients at Municipal Group of Hospitals at Sion	1,37,968	...	1,37,968
(vii) Additions and alterations in the existing structures Nos. T/73, T/74 for converting them into Hospital Wards so as to accommodate additional 100 beds at M. G. H. at Sion	39,464	...	39,464
(viii) Additions and alterations to the existing structure Nos. T/61, T/62, T/63, T/64 and T/69 to accommodate labour staff at M. G. H. Sion	1,98,436	...	1,98,436
(ix) Additions and alterations to structures No. T/81	7,125	...	7,125
Purchase of equipment for N. H. Dental College...	3,33,222	26,634	3,59,856
Additions and alterations on the ground floor and addition of 1st floor to the X-Ray Therapy Department at the K. E. M. Hospital	67,386	...	67,386
(i) Additions and alterations on the ground floor only
(ii) Construction of an additional floor over the existing X-Ray therapy Department	...	99,306	99,306
Total—Works in progress carried forward	16,55,469	3,04,071	19,59,540
VI.—Medical carried forward	93,93,847	...	93,93,847

‡ Inclusive of Government Share of contribution of Rs 5 lakhs Further expenditure is being incurred under Budget 'E'.

† Exclusive of Rs. 30,000 expended out of the donation from Sir Ibrahim Rahimtoola, Kt., for combined School and Dispensary at Sandhurst Road and of Rs. 27,268-8-0 expended out of the amount received from Governor's Hospital Fund which was credited to the work of construction of one new ward for small-pox unit at Arthur Road Hospital.

* Expenditure amounting to Rs. 1,10,000 is booked under Trust Fund.

APPENDIX No. 8—Contd.

	Total Capital Expenditure upto 31st March 1958.	EXPENDITURE DURING 1958-59.	Total Capital Expenditure, upto 31st March 1959.
	Rs.	Rs.	Rs.
VI.—Medical Brought forward ...	93,93,847	...	93,93,847
Works in Progress—Brought forward ...	16,55,469	3,04,071	19,59,540
Construction of permanent buildings at M.G.H. Sion ...			
(1) Construction of building No. 1 comprising of basement and ground floor ...	3,50,566	1,097	3,51,663
(2) Cost of land for outright payment ...	5,76,900	...	5,76,900
Construction of 3 additional floors over building No. 1, and construction of building No. 2 comprising of basement, ground and 3 upper floors at M. G. H. Sion ...	2,94,906	6,97,050	9,91,956
Acquisition of land in C.S. No. 1598 of Byculla Division for the extension of Bai Yamunabai L. Nair Charitable Hospital and T. N. M. College ...	3,66,841	4	3,66,845
Providing 2 additional floors over the existing R.P.T.B. Hospital Building at Sewri ...	5,41,953	44,996	5,86,949
Acquisition of C.S. No. 1597 part of Byculla Division for the extension of B. Y. L. Nair and T. N. M. Building ...	75,394	118	75,512
Providing three additional Maternity Homes with equipment ...			
(i) (a) Construction of a Clinic and Maternity Home on Plots Nos. 185 and 189 in Naigaum Estate ...	2,12,573	22,735	2,35,308
(b) Construction of Staff Quarters on Plot No. 190 for the proposed Clinic and Maternity Home on Plots Nos. 185 and 189 Naigaum Estate ...	64,166	10,876	75,042
Providing a lift for the main Hospital at B. Y. L. Nair Hospital, Proposed Hostel accommodation at Haji Ali Park for 120 male students of T. N. M. College ...	50,654	...	50,654
Conversion of F Ward Stables into T. B. Isolation Ward and a clinic ...	1,45,100	4,28,955	5,74,055
Providing and laying gas mains for the supply of gas to Municipal General Hospital Sion with internal Gas Fittings ...	2,04,404	4,673	2,09,077
Purchase of various articles for the cordiology dept., of B. Y. L. Nair Hospital ...	45,861	1,036	46,897
Construction of two additional floors over the existing skins and Venereal diseases departments in the B. Y. L. Nair Charitable Hospital ...	47,014	...	47,014
Construction of an additional floor over Ward pavilion No. 1 and 5 at K. E. M. Hospital for a Ward of 40 Beds for Children ...	30,794	1,017	31,811
(i) Construction of a new Building for the T. N. M. College at Dr. A. L. Nair Rd. on Plot bearing C. S. No. 1598 Byculla Division ...	1,88,047	32,284	2,20,331
Construction of three chawls of 24 tenements each for quarters for menial staff at the R. P. T. B. Hospital ...	9,46,450	7,52,509	16,98,959
Construction of quarters for staff of M. G. H. Sion on plot No. 290 (East) (part) Scheme No. 6 Sion Matunga East ...	3,32,726	20,604	3,53,330
(i) Construction of 96 tenements for essential labour staff of M. G. H. Sion on plot No. 290-C East Sion Matunga Estate, Scheme No. 6, including a part compound wall
(ii) Construction of additional 128 tenements for essential labour staff of M.G.H. Sion ...	1,51,837	2,45,578	3,97,415
Construction of an additional storey over lady student's hostel at the Seth G. S. M. College
Extension of the orthopaedic theatre on the ground floor and the Gynaecological Ward on the first floor and the construction of a new ward over the Gynaecological ward for Female Surgical Patients at the K.E.M. Hospital ...	53,338	13,481	66,819
Extension of Nurses Quarters, Kitchen in the nurses quarters and Fencing over the compound wall at A. R. Hospital ...	3,38,785	41,602	3,80,387
Acquisition of plot No. 113, Scheme 11, Agripada (West) Estate measuring about 141 sq. yads and bearing C.S. No. 1/1599 of Byculla Division for extension of B. Y. L. Nair Hospital and T.N.M. College ...	208	...	208
Construction of additional floors over the Registration Block and outpatients department for the full time departments of medicine and Surgery in the K. E. M. Hospital ...	38,297	...	38,297
Compensation for cost of land occupied by R. P. T. B. Hospital, Sewri ...	1,49,549	1,88,331	3,37,880
Construction of an additional floor on the terrace of the Nair Hospital Dental College Building	4,21,884	4,21,884
Construction of an additional 2nd floor over the administration block for orthopaedic operation theatre at the K. E. M. Hospital	116	116
Construction of two additional floors, one over the kitchen and store-room and the other over this additional floor and Jan Mahomed Operation Theatre Block at K. E. M. Hospital, Parel	48	48
Acquisition of property bearing C.S. No. 138A/74 and 138B/74 part of Parel-Sewri Division for extension of K. E. M. Hospital and housing its staff	314	314
Construction of Pavilion to house cultural and recreational Centre for students of T. N. M. College at Haji Ali Park	3,20,976	3,20,976
Construction of a structure for opening Municipal Dispensary at Worli Koliwada	88	88
Construction of an additional floor over the Asstt. Deans quarters and extension of the first floor to the full area at K. E. M. Hospital for providing quarters to teaching staff of G. S. M. College	5,667	5,667
	...	1,10,981	1,10,981
Total Works in Progress ...	68,61,832	36,71,091	1,05,32,923
Total VI Medical Relief ...	1,62,55,679	36,71,091	1,99,26,770

APPENDIX No. 8—Contd.

	Total Capital Expenditure upto 31st March 1958.	EXPENDITURE DURING 1958-59	Total Capital Expenditure upto 31st March 1959.
VII.—STREET CLEANSING CONSERVANCY ROAD WATERING AND HALALKHORE SERVICE	Rs.	Rs.	Rs.
Works completed (as per Report for 1956-57)	93,94,364	...	93,94,364
Works completed during the year—			
Acquisition of land to the South of Dadar Purification Work ...	7,50,702	...	7,50,702
Acquisition of certain plots in connection with the extension of the labour camp at Chembur ...	1,29,589	...	1,29,589
Construction of a Sanitary Block at Nare Park ...	12,442	...	12,442
Total Works Completed ...	1,02,87,097	...	1,02,87,097
Works in progress—			
Conversion of insanitary basket-privies into water-closets by subsidising House-owners ...	17,21,711	...	17,21,711
Conversion of privies on basket system into water closets by Subsidising House Owners in the northern part of the City ...	Cr. 32,557	Cr. 40,296	Cr. 72,853
Construction of Public conveniences in different parts of the City ...	1,58,674	1,285	1,59,959
Renewing the old air and sealed sewage mains in the City ...	5,84,366	27,926	6,12,292
Constructing an additional Pumping Station at Love Grove ...	28,76,737	16,952	28,93,689
Providing a pumping station in place of Ejector Station at Chinchpokli ...	1,75,291	123	1,75,414
Constructing an additional floor slab to the transformer house Love Grove Pumping Station ...	55,188	...	55,188
Works in connection with the scheme for the sewage at Wadala Gowari Parts of Sewri Sion and Dharavi ...	2,08,647	...	2,08,647
Extension of Purification Plant at Dadar ...	31,19,168	5,926	31,25,094
Laying sewers in certain roads in the City where no sewers exist ...	2,01,799	...	2,01,799
Sewerage Scheme of Dharavi ...	25,64,402	89,229	26,53,631
Improving the existing sewerage system in the City ...	47,39,950	2,61,865	50,01,815
Reconstructing and renovating the Municipal chawls at Colaba occupied by the Conservancy Staff of the P. H. D. ...	5,71,137	...	5,71,137
Reconstruction of the damaged sea wall of the biological Installation at Banganga together with staff quarters, etc. ...	95,583	...	95,583
Works to be carried on, by the side of the open drain from Matunga to Dharavi to pick up the sewage flowing into open drain 36" gravitation sewer along the open channel drain from 1,400, south of Lady Hardinge Road to the covered drain beyond Mahim Loop Lane ...	4,70,305	Cr. 2	4,70,303
Sewer connections to buildings in different parts of the City ...	2,06,335	Cr. 39,748	2,46,083
Construction of 244 additional tenements for conservancy staff of the Health Department at Bapty Road Yard
(a) Construction of 3 new chawls with ground and 3 upper floors and two additional floors over the existing chawl at Bapty Road. ...	6,24,880	...	6,24,880
(b) Construction of 96 tenements for the conservancy staff at Bapty Road Yard. ...	4,01,267	67,419	4,68,686
Diverting the discharge from the existing sealed sewage main of Wadala Pumping Station into a new sewer proposed to be laid in Katrak Road ...	1,153	...	1,153
Laying a 33" dia pipe sewer in Dadar, Road etc. ...	79,881	...	79,881
Replacing the floating roof over the digestion Tank at D. P. Works by M. S. Sheets ...	1,80,545	...	1,80,545
Diverting the existing 15" scales as sewage main of Chinchpokli Ejector Stationer ...	5,242	...	5,242
Constructing a structure for repairs workshop at D. P. Works ...	18,298	...	18,298
Guniting 5'-4" x 8'-0" old main sewer with 4" R. C. C. lining from Clerk Road to L. G. P. Station ...	2,19,638	10,882	2,30,520
Inter connections between existing sewers at Matunga Pumping Station ...	120	25,266	25,386
Installation of a purification plant at Love Grove for giving primary treatment to sewage existing thereat and utilising the by-products ...	36,26,783	974	36,27,757
Acquisition of C. S. No. 24 at Dadar for Municipal Housing ...	23,881	216	24,097
Provision of S. W. Entrants at the Railway Tank at Mahalaxmi Kuteha Siding ...	Cr. 584	...	Cr. 584
Construction of quarters for the staff at D. P. Works—			
Construction of a chawl of 30 rooms for labourers with ground and 3 upper floors and a building with 12 two room blocks with ground and two upper floors ...	2,30,936	13,541	2,44,477
Laying 4" C. I. pipeline for supplying sludge gas to the properties abutting Road Nos 25 and 25-B (Sion West.) ...	16,906	776	17,682
Improvement of sewerage facilities at Warden Road, Napean Sea Road ...	27,468	1,72,473	1,99,941
Remodelling of Colaba Sewerage Scheme ...	1,894	16,70,925	16,72,819
Construction of a Dung-Slurry-Making unit at D. P. Works ...	10,893	4,042	14,935
Providing a compound wall with gates around the D. P. Works. ...	62,943	12,565	75,508
Providing public baths in different parts of the City	40,364	40,364
Laying an additional rising main of 24" dia. for conveying sewage from Matunga Pumping Station to D. P. Works	46,599	46,599
Construction of an additional sludge drying beds (180' x 140') at Dharavi Purification Works	25,443	25,443
Replacing the 6" existing dia. pipe sewer by a 9" pipe sewer in Shankar Bari Lane	10,018	10,018
Improving the water supply of Health Dept. Chawls (Blocks A and) Palton Road.	48	48
Works in Progress—Total ...	2,32,48,880	25,04,307	2,57,53,187
VII Street cleansing—Total ...	3,35,35,977	25,04,307	3,60,40,284

APPENDIX No. 8—Contd.

	Total Capital Expenditure upto 31st March 1958.	EXPENDITURE DURING 1958-59.....	Total Capital Expenditure upto 31st March 1959.
	Rs.	Rs.	Rs.
VIII—ROADS, DRAINS AND SEWERS			
ROADS AND OVERBRIDGES—			
ROADS—			
Works completed, (as per Report for 1957-58) ...	1,26,71,156		1,26,71,156
Works completed during the year:—			
Widening Chowpatty Road ...	2,79,072		2,79,072
Widening the South approach of Bandra Causeway ...	1,09,972		1,09,972
Extending Chowpatty Bunder ...	27,206		27,206
Total—Works completed ...	1,30,87,406		1,30,87,406
Works in Progress—			
Remaking Roads in accordance with demands of heavy traffic... ..	66,33,340		66,33,340
Constructing a pucca retaining wall at the toe of Walkeshwar Road to support the Embankment	94,810		94,810
Widening 1st Marine Street	3,03,439		3,03,439
Providing cement concrete carriageway along the 50' road between Tuli Pipe Line Road and Bhawanishankar Road, including modification of S.W. drainage arrangements	32,731		32,731
Permanent construction of narrow by-lanes in the City	4,14,818	90,744	5,05,562
Renewal of surfaces of roads for which no renewal fund exists	13,70,727	1,466	13,72,193
Providing traffic amenities such as (a) Subways and over-bridges (b) Traffic Islands (c) Pedestrian crossings	3,78,576	17,324	3,95,900
Construction of footpaths where no footpaths exist	2,80,568	5,673	2,86,241
Renewal of Surfaces of Roads taken over from Ex-Trust—Victoria Gardens Road, etc.	3,22,816		3,22,816
Widening the existing Kalewadi Lane to 20' and extending it to meet Queen's Road just in front of Charni Road Railway Station	43,876	304	44,180
Acquisition of properties in connection with the construction of new 72' Road connecting Girgaum Road to Charni Road	4,13,191		4,13,191
Paving footpath at Mahim Causeway from Mori Road to the bridge	40,646		40,646
Constructing Tejpal Road West of Gowalia Tank Maidan	36,278		36,278
Widening of Globe Mill Passage	Cr. 5,631		Cr. 5,631
Concreting important road junctions	2,23,462	78,691	3,02,153
Resurfacing the main roads which have semi grouted surfaces in concrete			
(i) Permanent construction of Delisle Road between Gokhale Road and curry Road	3,89,121	4,249	3,93,370
(ii) Do. Erskine Road	18	41,414	41,432
(iii) Do. Clark Road, between Hornby Vellard and Mahalaxmi Bridge	16	1,20,790	1,20,806
Resurfacing the main semi-grouted roads in premix asphalt construction			
(i) Resurfacing the main Roads with Recondo Process Stage I	7,40,597	3,956	7,44,553
(ii) Resurfacing the main Roads with Recondo Process Stage II	4,10,751	65,391	4,76,142
Permanent construction of Tuli Pipe line Road between Delisle Road and Fergusson Road	78,409	19,227	97,636
Improving traffic conditions at the inter sections of Hughes Road, Peddar Road and Gowalia Tank Road	41,402	353	41,755
Total—Works in progress ...	1,22,43,961	4,49,582	1,26,93,543
Total Roads ...	2,53,31,367	4,49,582	2,57,80,949
OVERBRIDGES—			
Works completed (as per Report for 1957-58)	54,36,316		54,36,316
Construction of an overbridge across the Harbour Branch Line of G. I. P. Railway South of Kurla Station	6,300		6,300
Overbridges—Total ...	54,42,616		54,42,616
STREET IMPROVEMENTS—			
Street Improvements in different places—Set-backs	1,93,50,040	3,95,315	1,97,45,355
Adding set-backs to roads	6,48,031	44,306	6,92,337
Special Street Improvements	**19,000		19,000
Street Improvements—Total ...	2,00,17,071	4,39,621	2,04,56,692

* Inclusive of Rs. 1,56,500 contributal by the Port Trust for Wadi Bunder Road.

† Inclusive of Rs. 91,234 received from Government on account of contribution from Provincial share of Petrol tax and widening the bridge at Love Grove Pumping Station

** This was paid out of Road Improvement Fund

APPENDIX No. 8—Contd..

	Total Capital Expenditure upto 31st March 1958.	EXPENDITURE DURING 1958-59.	Total Capital Expenditure upto 31st March 1959.
	Rs.	Rs.	Rs.
DRAINS AND SEWERS—			
Works completed (as per Reports for 1957-58)	3,80,52,450	...	3,80,52,450
Works completed— Providing a double barrelled relief S.W. drain (5'4"x') in view of the existing open water course to the South of Fitwalla Road.	94,822		94,822
Total—Works completed ...	3,81,47,272	...	3,81,47,272
Works in progress—			
Drainage connections in different parts of the City ...	7,83,840	...	7,83,840
Construction of water gullies on various roads in the City ...	46,701	...	46,701
Providing Relief drains, etc., for preventing the flooding at Vincent Road near Poibavdi ...	99,233	...	99,233
Renewing or remodelling the old subsidiary S.W. drains in the City—	2,49,000	...	2,49,000
Providing Storm Water Drains in certain roads in the City where no S.W. Drains exist ...	2,49,369	...	2,49,369
Additional floor over Chowkidar's quarters at (G Ward) Office at DeLisle Road ...	7,346	...	7,346
Construction of a shed at Babulla Tank Drainages yard for garaging various machines ...	17,442	...	17,442
Measures for relieving flooding in the City ...	2,30,280	1,17,100	3,47,380
Doing away with the open side drain on the east side of Warden Road ...	19,643	...	19,643
Acquisition of land for shifting cemeteries at Hains Road in con- nection with the proposed Love Grove out fall work ...	4,77,634	...	4,47,634
Improving the sewerage facilities in Warden Road, Nepean Sea Road and Banganga localities ...	104	...	104
Laying S. W. Drains in Mahatma Gandhi Road ...	266	...	266
Providing carriage entrances in front of completed buildings S. W. drainage connections to the buildings in different parts of the City ...	52,135	8,238	60,373
Raising Sea-wall at Hornby Vellard and providing kerb line and drainage arrangement ...	51,911	4,526	56,437
Concreting the open space after covering the water course to the south of Fitwalla Road ...	1,00,812	635	1,01,447
Construction of 1/2" width of Tulsi Pipe line between Elphinstone and DeLisle Road including storm water drainage and lighting arrangement ...	21,188	37	21,225
Construction of half width of Tulsi Pipe line land between Fergusson Road and Haines Road ...	66,042	22	66,064
Laying Kerbs and water tables and constructing S. W. Drains along Mahatma Gandhi Road Cornergy Road ...	106	...	106
(iv) Providing S. W. drain at Mahatma Gandhi Road bet- ween Napier Road and Flora Fountain ...	13,647	...	13,647
Providing protective works and repairs to storm water outfall in Mahim Bay—Protective works to outfall No 3-4 ...	61,448	2,361	63,809
Providing underground storm water drain in lieu of existing water course in Lalbaug Area ...	27,303	...	27,303
Providing relief drains etc., for preventing flooding at Vincent Road near Poibavdi ...	71,886	873	72,759
Covering the open storm water drains along narrow portions of Walkeshwar Road ...	10,295	538	10,833
Providing a storm water drain in Tulsi Pipe line land between Fergusson Road and Maines Road ...	46	1,31,844	1,31,890
Providing S. W. drain in Parel Government Gate Road	44	44
Total—Works in progress ...	26,57,677	2,66,218	29,23,895
Total—Drains & Sewers ...	4,08,04,949	2,66,218	4,10,71,167
Total—VIII—Roads S.W. Drains etc. ...	9,15,96,003	11,55,421	19,27,51,424
IX.—MECHANICAL			
Works completed (as per Report for 1957-58.) ...	35,34,901	...	35,34,901
Works in progress—			
Installation of a Foundry at the Municipal Workshop ...	58,846	...	58,846
Converting a portion at the damaged at 'C' Ward Stables at North Brook Gardens into motor garages ...	14,126	...	14,126
Providing C. I. Railings at D. P. Works ...	27,153	...	27,153
Works in progress—Total ...	1,00,125	...	1,00,125
IX.—Mechanical—Total ...	36,35,026	...	36,35,026

†This includes Rs. 15,995-1-0 met out of premia on Loans.

APPENDIX No. 8—Contd.

	Total Capital Expenditure upto 31st March 1958.	EXPENDITURE DURING 1958-59.	Total Capital Expenditure upto 31st March 1959
	Rs.	Rs.	Rs.
X.—BUILDINGS, LAND ACQUISITION AND MANAGEMENT			
COMPLETED WORKS TRANSFERRED FROM—			
XII.—Building Regulations and other measures for Public Safety—(As per Report for 1955-56) ...	17,292	...	17,292
Works completed—			
Mahalaxmi Overbridge	13,75,263	...	13,75,263
Golanji Hill Road (Part expenditure booked under VIII.—Roads etc.) ...	7,66,975	...	7,66,975
Hornby Road to Ballard Pier Road ...	1,93,18,431	...	1,93,18,431
Dalal Street ...	4,01,322	...	4,01,322
Mahim Park ...	61,95,620	...	61,95,620
Plant and Machinery ...	20,673	...	20,673
Total ...	2,80,95,576	...	2,80,95,576
MAHIM DEVELOPMENT SCHEMES—			
Scheme I.—Construction of a proposed road from Lady Jamshedji Road to Mahim Station ...	4,68,591	...	4,68,591
Scheme II.—Construction of two proposed roads and a park between Nardulla Tank and Dadar Kumbharwada ...	7,82,105	...	7,82,105
Scheme III.—Extension of the new DeLisle Road northwards to Lady Jamshedji Road ...	19,10,915	...	19,10,915
Scheme IV.—Widening and improving Lady Jamshedji Road ...	34,49,872	...	34,49,872
Scheme V.—Road in continuation of Mahim Bazar Cross Road to Tulsi Pipe Line Road ...	3,21,171	...	3,21,171
Scheme VI.—Proposed Road between Matunga and Dadar Station connecting Lady Jamshedji Road with Tulsi Pipe Line Road (Road Marked A, B) ...	63,485	...	63,485
Scheme VII.—Roads to be constructed in the area south of proposed Road between Matunga and Dadar Station as per Scheme No. VI (Roads marked B C, C D and D E) ...	5,54,285	...	5,54,285
Scheme VIII.—Roads to the south and north of E. D. Sassoon Dye Works ...	2,76,670	...	2,76,670
Mahim Development Sch.—Total ...	78,27,094	...	78,27,094
Other Works completed—			
Acquisition of C.S. No. 2/521 of Malbar Hill Division at Nana Chowk for setback, School and office Building ...	13,94,033	...	13,94,033
Acquisition of land bearing C.S. No. 654 at Tardeo Malabar Hill Division for construction of a school building, Municipal Offices and quarters for essential service personnel ...	21,569	...	21,569
Total Works Completed ...	14,15,602	...	14,15,602
Works in progress—			
Work of reclamation of low lying land at Dharavi ...	1,31,326	...	1,31,326
Acquisition of land bearing C.S. No. 725 part and 1/725 of Malbar Hill Division at Tardeo for housing ...	6,37,526	...	6,37,526
Laying mains in Mahim Development Scheme ...	96,707	...	96,707
Diversion of water mains affected by the Mahim Development Works ...	3,149	...	3,149
Town planning Scheme for the area near Masjid Station devastated by the explosion—Preliminary expenses, cost of Survey and acquisition ...	5,63,633	1,57,544	7,21,177
Development of the Interior portion of the Northern part of the Island at Mahim ...	11,15,429	3,19,396	14,34,825
Acquisition of sites rendered vacant by house collapse in the City along with the adjacent built up lands for various municipal purposes	25,102	25,102
Acquisition of property at Naigaum bearing C.S. No. 718 of Dadar Naigaum Division for housing school and playground	2,67,082	2,67,082
Acquisition of land admeasuring a 5784 sq. yards in Plots Nos. 120 and 120A Mahim Town Planning Scheme No. III	1,88,900	1,88,900
Acquisition of property known as Lalbaug (Gramkhada) Market comprised in C.S. No. 49, 1/49, 123 and 1/50 of Parel Sewri Division for various municipal purposes	11,00,856	11,00,856
Mahim Development and other works—Total ...	1,17,90,466	20,58,880	1,38,49,346
Interest on Capital ...	70,10,837	...	70,10,837
X.—Buildings, Land Acquisition and Management Total...	4,68,96,879	20,58,880	4,89,55,759

APPENDIX No. 8—Contd.

	Total Capital Expenditure upto 31st March 1958	EXPENDITURE DURING 1958-59	Total Capital Expenditure upto 31st March, 1959
	Rs.	Rs.	Rs.
XI.—FIRE BRIGADE			
Works completed (as per Report for 1957-58) ...	16,74,880	...	16,74,800
Works in Progress—			
Acquisition of land bearing C.S. No. 313/69 (Part), 124 and 3/69 (Part) of			
(a) Colaba Division (Old Gun Factory Site) for New Fire Brigade Station and Municipal School serving for both Colaba and Marine Drive Areas...	4,12,876	80	4,12,956
(b) Construction of Fire Brigade Station with quarter for staff at Colaba including cost of land.	64,368	64,368
Works in progress—Total ...	4,12,876	64,448	4,77,324
XI.—Fire Brigades—Total ...	20,87,756	64,448	21,52,204
XIII.—GARDENS AND OPEN SPACES			
Works completed (as per Report for 1957-58) ...	37,63,397	...	37,63,397
Work completed during the year- ...			
Providing new W.I. ornamental gates at the main entrance of the Victoria Gardens ...	19,878	...	19,878
Filling in Plot 'C' at Bhulabhai Desai Road with incidental works and laying out a children's playground thereat ...	41,050	...	41,050
Total—Works completed	38,24,325	...	38,24,325
Works in progress—			
Converting the stable site at 2056 (Part of Byculla Division ...	1,25,244	2,846	1,28,090
Converting the stable site at 187 Part of Lower Parel Division	1,43,205	...	1,43,205
Laying a 9" pipe sewer in the compound of Victoria Gardens for draining various cages of animals. ...	45,225	7,419	52,644
Acquisition of the Mumbadevi Tank site for recreation around	17,01,307	1,253	17,02,560
Construction of an open air Theatre at Victoria Gardens	90,418	Cr. 2,305	88,113
Victoria Gardens construction of—			
(a) Enclosure with pond for Hippopotamus ...	33,367	1,526	34,893
(b) Two Houses for Antropoid Apes
(c) Proposed house for venomous snakes
Converting the stable site at C. S. No. 3147 of Bhulweshwar Division ...	1,68,364	169	1,68,533
Acquisition of vacant land between Plots No. 1 and 2 of Shinde-wadi at Vincent Road bearing C.S. No. 61 part of Dadar Naigaum Division for Garden at Vincent Road	4,245	4,245
Acquisition of property bearing C.S. No. 97-99 of Mahim Division at College Gully off Gokhle Road North for a recreation ground	1,27,775	1,27,775
Works in progress—Total ...	23,07,130	1,42,928	24,50,058
XIII—Gardens—Total ...	61,31,455	1,42,928	62,74,383
XIV.—MARKETS AND SLAUGHTER HOUSES			
Works completed (as per Report for 1957-58) ...	91,82,737	...	91,82,737
Works in progress—			
Construction of Municipal combined market on land bearing C.S. No. 43 of Sion division near King Circle High level Station	1,97,970	1,97,970
Converting the existing 60 wooden Stalls in Vegetable Section in the Erskine Road Market ...	22,399	...	22,399
Construction of a Combined Municipal Market at Worli Chawl	Cr. 3	...	Cr. 3
Acquisition of land bearing C.S. No. 43 of Sion Division near Kings' Circle high level station for the construction of Municipal combined market at Matunga ...	2,62,783	31	2,62,814
Construction of covered Market at Dr. Meishri Road. ...	4,51,338	56	4,51,394
Proposed construction of stalls and pavement at Gold Mohur Castle Market, Byculla. ...	1,47,502	118	1,47,620
Construction of back to back shops at Gold Mohur Castle Market, Byculla ...	71	5	76
Works in progress Total ...	8,84,090	1,98,180	10,82,270
XIV.—Markets and slaughter Houses—Total ...	1,00,66,827	1,98,180	1,02,65,007

APPENDIX No. 8—Contd.

	Total Capital Expenditure up to 31st March 1958	EXPENDITURE DURING 19-5-59	Total Capital Expenditure upto 31st March 1959
	Rs.	Rs.	Rs.
XV.—SLUM SERVICE.			
Works completed (as per Annual Report for 1957-58) ...	6,68,932	...	6,68,932
Works in progress—			
Realigning and regrading open storm water channel from Dadar Pumping Plant upto Century Mill ...	7,13,211	1,05,354	8,18,565
Covering open drain behind Arthur Road Prison
(i) Construction of 6'-0" x 6'-0" dhapa drain with R.C.C. slab in lieu of the open channel behind Arthur Road Prison for a length of 750 R.ft. ...	1,20,905	...	1,20,905
(ii) Construction of 6'-0" x 6'-0" dhapa drain with R.C.C. slab in lieu of the open channel behind Arthur Road Prison for a length of 1850 R.ft. ...	2,59,099	...	2,59,099
Providing a treble barreled R.C.C. Dhapa drain 12'x9' for a length of 1136 R.ft. from Bellasis Road Pipe Depot towards Clark Road in lieu of the open channel ...	5,35,834	...	5,35,834
Providing a treble barreled R.C.C. dhapa drain 12'x9' for a length of 1400 R.ft. from Bellasis Road Pipe depot towards Clark Road i.e. from 1136 R.ft. to 2236 R.ft. in lieu of the open channel ...	5,05,350	45,032	5,50,382
Providing a treble barreled R. C. C. dhapa drain 12'-9' for a further length of 1,154 ft. in continuation of the covered length of 2,236 R.ft. at Bellasis Road	1,48,660	1,48,660
XV.—Works in Progress—Total ...	21,34,399	2,99,046	24,33,445
XV.—Slum Service—Total ...	28,03,331	2,99,046	31,02,377
XVI.—MEASURES FOR CIVIL DEFENCE.			
Purchase of Stores Equipment ...	1,87,149	...	1,87,149
XVII.—GREATER BOMBAY.			
Preliminary expenses in connection with the preparation of the Master Plan for Greater Bombay (Municipal Share) ...	2,65,972	16,839	2,82,811
XVIII.—INDUSTRIAL ESTATES			
Construction of an Industrial Estate building of ground and 3 upper floors consisting of 125 units of the Municipal Land bearing C.S. No. 161-162 of the Tardeo Division at Bapty Road	196	196
XVIII—Industrial Estates Total	196	196
DISCOUNT AND OTHER CHARGES ON THE LOANS			
Discount and other charges on the loans (upto 1953-54) ...	41,61,707	...	*41,61,707
do. Rs. 450 lakh 1954-55 ...	4,68,011	...	4,68,011
do. Rs. 460 do. 1955-56 ...	4,63,875	...	4,63,875
do. Rs. 245 do. 1956-57 ...	5,24,967	...	5,24,967
do. Rs. 214 do. of 1957-58 ...	3,53,807	...	3,53,807
Discount and other charges Rs. 350 lakh of 1958-59	6,61,585	6,61,585
Discount and other charges—Total ...	59,72,367	6,61,585	66,33,952

* Out of this, a sum of Rs. 11,004-15-0 was met out of premia on loans.

APPENDIX No. 8—Contd.

	Total Capital Expenditure upto 31st March 1958	Expenditure during 1958-59	Total Capital Expenditure upto 31st March 1959
	Rs.	Rs.	Rs.
PLANT AND MACHINERY			
Completed Items—			
Plant and Machinery purchased (as per Report) 1957-58	68,03,893	...	68,03,893
Plant and Machinery—Items completed
I.—GENERAL SUPERVISION, COLLECTION OF REVENUE, Etc.			
Provision of a New Station Wagon in replacement of old one No. B.M.U. 3047 for the use of Paymasters (C.A.'s Office)	19,784	...	19,784
Delivery Van for the Municipal Secretary's Office	20,320	...	20,320
II.—WATER WORKS.			
Purchase of cement injecting pump	12,458	...	12,458
Purchase of a centrifugal pump at Tansa	8,386	...	8,386
VI.—MEDICAL RELIEF AND EDUCATION.			
Replacement of instrument sterilisers (big) 5 Nos. for K. E. M. Hospital	6,543	...	6,543
Purchase of pedestal Buckey for X-Ray Department of B. Y. L. N. Charitable Hospital	10,883	...	10,883
Purchase of international centrifugal for the T. N. M. College	6,285	...	6,285
Purchase of Auto-technican for T. N. M. College	15,110	...	15,110
Purchase of X-Ray apparatus and other equipment for Arthur Road Hospital	32,733	...	32,733
Purchase of one iron lung for Arthur Road Hospital	13,000	...	13,000
Purchase of a mass Miniature X-Ray camera to the existing 400 M.A.X. Ray Machine at R. P. T. B. Hospital	24,891	...	24,891
Purchase of Ambulance for the B. Y. L. Nair Charitable Hospital in replacement of the old one No. B.M.X. 2173	16,985	...	16,985
High pressure one hot and cold water sterilizer in replacement of old one etc.	4,922	...	4,922
Boiling type two utensil sterilizer in replacement of old one gas heated	5,653	...	5,653
Purchase of surgical knife diathomy and walgulating unit	3,675	...	3,675
VII.—STREET CLEANSING CONSERVANCY ROAD WATERING AND HALALKHORE SERVICE.			
Purchase of 2 vehicles for cesspool	93,145	...	93,145
Purchase of one vehicle for offal	46,609	...	46,609
Gulley Emptier	41,800	...	41,800
VIII.—ROADS, DRAINS AND SEWERS.			
Purchase of 4 vehicles each of 8 Ton capacity for Transport of Road materials	1,91,958	...	1,91,958
IX.—MECHANICAL.			
Purchase of Meat Vans (2 Nos.)	83,668	...	83,668
XI.—FIRE BRIGADE.			
Purchase of one new light Trailor Fire Pump about 120-250 G.P.M.	9,020	...	9,020
Purchase of two motorpumps with 50-60 Fire Escape in replacement of old ones Nos. 7 and 17	1,92,528	...	1,92,528
Purchase of a new trailor Fire Pump in replacement of No. 18	7,175	...	7,175
Purchase of one motor Fire tender in replacement of old one	22,775	...	22,775
Purchase of one motor emergency tender	19,450	...	19,450
XIV.—MARKETS AND SLAUGHTER HOUSES.			
Purchase of 2 vehicles for meat carriage	1,09,047	...	1,09,047
Total—Completed Items of P. & M.	10,18,803	...	10,18,803
Grand Total—Completed Items	78,22,696	...	78,22,696

APPENDIX No. 8—Contd.

	Total Capital Expenditure upto 31st March 1958	Expenditure during 1958-59	Total Capital Expenditure upto 31st March 1959
	Rs.	Rs.	Rs.
PLANT AND MACHINERY TO BE PURCHASED OUT OF NET PREMIA FUND			
II.—WATER WORKS			
Purchase of a Multi Range potentiometer for corrosive Testing	1,186	1,186
Purchase of indicators showing loss of head and rate of flow for Tuosi Filters	7,001	...	7,001
Providing two 48" electrically operated Sluice Valves on 48" Inlet Mains at M. H. R.	43,330	1,669	44,999
Purchase of New Meters	2,50,989	2,61,555	5,12,544
Replacement of recording mechanism of ventury No. 2061 on 60" Tansa Main at Powai	7,782	...	7,782
Purchase of Pito-meter Equipment	5,330	...	5,330
Providing a 24" electrically operated sluice valve on 32" Inlet mains at M. H. R.	7,465	...	7,465
V.—PUBLIC HEALTH DEPARTMENT.			
Purchase of a mobile Van for Dog destruction work in the City	7,500	7,500
VI.—MEDICAL RELIEF AND EDUCATION.			
Laundry equipments complete	4,210	Cr. 1,040	3,170
Reconditioning a mortuary cabinet and supplying and installing one 1 A ton capacity Refrigerating unit etc., at the Seth G. S. M. College	1,382	1,382
VII.—STREET CLEANSING, ETC.			
Purchase of equipment for improving the methods of collection and transport of refuse in the City	5,00,104	1,14,093	6,14,197
Purchase of 12 low loader refuse collector	48,000	...	48,000
Purchase of 90 new trailers	3,45,712	3,45,712
Purchase of 15 Pickups for the new stationery trailers	91,242	91,242
VIII.—ROADS, DRAINS, SEWERS.			
Heavy 3 Wheel Road Rollers (No. 5)	2,05,818	...	2,05,818
Dust Extraction plant for Worli Crushers	38,264	...	38,264
Mechanical spreader (New) No. 1	98,207	98,207
Total.—Plant and Machinery to be purchased out of Net Premia Fund.	11,18,293	9,21,506	20,39,799
FIRE AND ACCIDENT INSURANCE FUND.			
I.—GENERAL SUPERVISION, ETC.			
Providing air conditioning equipment in the Corporation Hall and the room occupied by the Mayor	25,739	...	25,739
II.—WATER WORKS			
Purchase of New Meters	5,12,775	...	5,12,775
Purchase of pumps for Maintenance Branch	5,928	...	5,928
Replacement of one Diesel engine and pump at Tulsī Chlorinating Plant	19,665	...	19,665
Replacement of the existing engines at three Motors Trolleys	9,128	...	9,128
Replacement of 'Peter' 25 H.P. Diesel Engines complete with 4" Centrifugal Pump and Compressor	19,405	...	19,405
Replacing the 30" double operated sluice valve in the Back Bay outlet at Netaji Subash Road junction Veer Nariman Road	1	...	1
V.—PUBLIC HEALTH DEPARTMENT			
Purchase of a mobile van for dog destruction work in the City	4,793	4,793
VI.—MEDICAL RELIEF AND EDUCATION, ETC.			
Disinfecter Boiler vehicle type at the K. E. M. Hospital	10,685	...	10,685
VII.—STREET CLEANSING AND CONSERVANCY			
Installation of two additional pumping sets with necessary equipments at Mahim P. S.	64,441	...	64,441
Replacing Pumps at D. P. Works by pumps of larger capacity	1,30,525	...	1,30,525
Supply and erection of two electrically driven vertical pindles pumps for Matunga Pumping Station	89,770	...	89,770
Supply and installation of four electrically driven pumping sets for the proposed pumping station of T. P. Line Road	1,38,130	...	1,38,130
Purchase of equipment for improving the methods of collection and transport of refuse in the City	31,196	...	31,196
Purchase of 12 low loader refuse collector	27,561	24,431	51,992
Purchase of Gas Meters	26,227	26,227
Two spare 15 B.H.P. electric Motors for activated sludge plant at D. P. Works	940	940
XI.—FIRE BRIGADE			
Purchase of a motor pump with escape in replacement of motor pump No. 19	99,810	99,810
Total.—Plant and Machinery to be purchased out of Fire and Accident Insurance Fund	10,84,949	1,56,201	12,41,150

APPENDIX No. 8—Contd.

	Total Capital Expenditure upto 31st March 1958	Expenditure during 1958-59	Total Capital Expenditure upto 31st March 1959
	Rs.	Rs.	Rs.
<i>Plant and Machinery to be purchased out of Pre-cast Concrete Slab Pavement Renewal Fund.</i>			
I.—GENERAL SUPERVISION, ETC.			
Provision of a suitable water closers with water connections to each floor at the Municipal Head Office Building, etc.	12,741	...	12,741
Standby water pump at the Municipal Head Office	2,945	...	2,945
Providing air conditioning equipment in the Corporation Hall and the room occupied by the Mayor	68,603	...	68,603
II.—WATER WORKS			
Purchase of Pito Meter Equipment	1,416	...	1,416
VI.—MEDICAL RELIEF, ETC.			
Lift for K. E. M. Hospital	40,135	...	40,135
VII.—STREET CLEANSING, ETC.			
Purchase of machinery required for a repair Workshop at D. P. Works	17,278	...	17,278
Purchase of Gas Meters	16,068	...	16,068
Digestion Tank Agitation Motor	879	...	879
C.F.S. Tank Bridge motor and Filter Fan Motor for D. D. Works	3,609	...	3,609
Total—P. & M. to be purchased out of Pre-cast Concrete Slab Pavement Renewal Fund	1,63,674	...	1,63,674
<i>Plant and Machinery to be purchased out of Slum Service Fund.</i>			
II.—WATER WORKS			
Providing two 48" electrically operated sluice valves on 48" inlet mains at M. H. R.	13,125	...	13,125
VII.—STREET CLEANSING AND CONSERVANCY			
Replacing Pumps at D. P. Works by pumps of larger Capacity	1,266	...	1,266
Total—Slum Service Fund	14,391	...	14,391
<i>Plant and Machinery to be purchased out of Renewal of Road Surfaces Fund.</i>			
VI.—MEDICAL RELIEF, ETC.			
Refrigenating Plant for the cold room at K. E. M. Hospital	5,761	...	5,761
VII.—STREET CLEANSING AND CONSERVANCY			
Purchase of equipment for improving the methods of collection and transport of refuse in the City	6,78,408	...	6,78,408
VIII.—ROADS, DRAINS AND SEWERS			
Purchase of one Silt Lorry	21,562	...	21,562
Heavy 3 Wheel Road Rollers (No. 5)	37,476	...	37,476
Purchase of road equipment	12,504	...	12,504
IX.—MECHANICAL			
Electric blower, winding machine tool box and testing bench for the electric Shop	1,887	...	1,887
Royer Sand Conditioner	3,855	...	3,855
Total—Renewal of Road Surfaces Fund	7,61,453	...	7,61,453
<i>Plant and Machinery to be purchased out of Hospital Fund.</i>			
VI.—MEDICAL RELIEF, ETC.			
Standby Pumping unit complete and placing in position at K. E. M. Hospital	14	6,536	6,550
Equipment for Neuro-Surgical Unit at K. E. M. Hospital	21,895	9,082	30,977
Providing water heating equipment with an additional storage tank for Physic Therapy Department of K. E. M. Hospital	13,368	3	13,371
Plant and Machinery to be purchased out of Hospital Fund	35,277	15,621	50,898

APPENDIX No. 8—Contd.

	Total Capital Expenditure upto 31st March 1958	Expenditure during 1958-59	Total Expenditure upto 31st March 1959
P. & M. to be purchased out of Hospital Fund Brought forward ...	Rs. 35,277	Rs. 15,621	Rs. 50,898
VI—MEDICAL—contd.			
Purchase of Diagnostic X-Ray Unit for the B. Y. L. Nair Hospital ...	63,807	...	63,807
Disinfector Boiler Vertical Type at K. E. M. Hospital ...	8,169	...	8,169
Purchase of a horizontal high pressure steriliser for the Pharmatic's Department at B. Y. L. Nair Charitable Hospital ...	23,136	554	23,690
Disinfector Boiler for M. G. Hospital, Sion ...	43,278	4,202	47,480
Purchase of Barnstead single distilled water plant 5 gallons capacity to work on Electricity or gas at M. G. Hospital, Sion ...	1,050	4,584	5,634
Purchase of additional X-Ray Machine for K. E. M. Hospital	1,32,416	1,32,416
Petinal Camera with accessories for the Ophthalmic Department at the K. E. M. Hospital	10,123	10,123
Bronchoscope complete for the Aural Department at the K. E. M. Hospital	5,189	5,189
Purchase of electric welding machine for minor welding repairs at the K. E. M. Hospital	2,262	2,262
Supply of Electric Centrifuge with accessories for L. T. M. G. M., Sion	6,568	6,568
Air Cooler at M. G. H., Sion	8,060	8,060
Purchase of Universal Operation Table for M. G. H., Sion	11,550	11,550
Purchase of Operation Light for M. G. H., Sion	2,599	2,599
Purchase of Bovic Electro Surgical Unit for M. G. H., Sion	3,506	3,506
Purchase of a single channel E. C. G. Machine for B. Y. L. N. Charitable Hospital	5,324	5,324
Installing a New X-Ray Developing Refrigeration Unit (complete) in the X-Ray Department of the G. T. B. Hospitals	6,098	6,098
VII—STREET CLEANSING AND CONSERVANCY, ETC.			
Taking over trolley tracks and lifting wagons for the purification Plant at Dharavi from Vaiterna Works ...	10,420	...	10,420
Providing booster Air Compressor sets two at Carrol Road and one to Kitridge Road ...	42,029	...	42,029
Purchase of equipment for improving the methods of collection and transport of refuse in the City ...	12,16,890	...	12,16,890
Six pump impellers shaft assemblies and accessories for various pumping stations ...	13,374	...	13,374
Total—P & M to be purchased out of Hospital Fund ...	14,57,430	2,18,656	16,76,086
<i>Plant and Machinery to be purchased out of Land Reclamation and Acquisition Fund.</i>			
I.—GENERAL SUPERVISION			
Replacement of the machinery of the existing lift at Municipal Head Office ...	3,216	10	3,226
Purchase of a delivery van for C. Ss Department	26,021	26,021
II.—WATER WORKS			
Replacement of 40 B. H. P. electric motor of Parel Pumping House ...	2,528	1,000	3,528
Replacing the damaged 36" sluice valve on the 72" west main at Kasheli Adeshor Block ...	60	8,539	8,599
Providing two 48" electrically operated sluice valves on 48" inlet mains at M. H. R.	299	299
Replacing of 3 H. P. Pumping units at Vohar by 2—High Pressure units	11,426	11,426
V.—PUBLIC HEALTH DEPARTMENT			
Purchase of a Car for the use of Health Officer in replacement of old one ...	9,579	2	9,581
VI.—MEDICAL RELIEF ETC.			
Refrigerating plant for the cold room at the K. E. M. Hospital	36	36
Lift for the K. E. M. Hospital	88	88
Reconditioning a morhary cabinet and supplying and installing one 1½ Ton capacity Refrigerating unit at Seth G. S. M. College	9,443	9,443
VII—STREET CLEANSING AND CONSERVANCY, ETC			
Purchase of vehicles for removal of Silt ...	1,12,960	Cr 360	1,12,600
Additional capacitors or condoner at the D. P. Works extension Plant to improve the Power Factor ...	12,928	...	12,928
Digestion Tank Agitation Motor ...	2,500	...	2,500
High Pressure washing Plant (No. 1) ...	3,057	...	3,057
P & M to be purchased out of Land Reclamation and Acquisition Fund Carried over ...	1,46,828	56,504	2,03,332

APPENDIX No. 8—Contd.

	Total Capital Expenditure upto 31st March 1958	Expenditure during 1958-59	Total Expenditure upto 31st March 1959
P. M. to be purchased out of Land Reclamation and Acquisition Fund Brought forward ...	Rs. 1,46,828	Rs. 56,504	Rs. 2,03,332
Purchase and installation of one compressor for inflating tyres at Mahalaxmi Siding ...	3,401	...	3,401
Provision of capacitors at Colaba A. C. Station to improve the Power Factor ...	11,854	...	11,854
Purchase of equipment for improving the methods of collection and transport of refuse ...	11,508	595	12,103
Vinches No. 4 ...	3,219	...	3,219
Replacements of pumps at D. P. Works by pumps of larger capacity	45,583	45,583
Purchase of gas meters	5,563	5,563
Two electrically driven Air Compressors for the detritus tank at the Dharavi Purification Plant	2,887	2,887
VIII.—ROADS, DRAINS, ETC.			
Purchase of one Silt Lorry	Cr. 120	Cr. 120
Two concrete Breakers	6,061	6,061
IX.—MECHANICAL			
Taking over Truck No. B.M.S. 3099 including two spare tyres from Vaitarna Scheme ...	4,321	...	4,321
Purchase of Machinery for Municipal Workshops for replacement ...	1,382	...	1,382
XI.—FIRE BRIGADE			
Purchase of Jeep in Replacement of Jeep No. 1	17,454	17,454
XII.—LICENSING, ETC.			
Purchase of a Lorry in replacement of B.M.T. 4279	19,146	19,146
Total—P & M. to be purchased out of P. & M. Land Reclamation and Acquisition Fund ...	1,82,513	1,53,673	3,36,186
<i>Plant and Machinery to be purchased out of Plant and Machinery Depreciation Fund.</i>			
I.—GENERAL SUPERVISION			
Replacement of the machinery of the existing lift at the Municipal Head Office ...	25,413	...	25,413
II.—WATER WORKS			
Purchase of new meters ...	5,95,863	810	5,96,673
Providing a 30" electrically operated Sluice Valve on 36" inlet mains at M. H. R. ...	10,620	...	10,620
Replacement of recording mechanism of Venturi No. 2061 on 60" Tansa main at Bowai ...	2,612	...	2,612
VI.—MEDICAL RELIEF, ETC.			
Disinfecter Boiler at K. E. M. Hospital ...	1,898	...	1,898
VII.—STREET CLEANSING AND CONSERVANCY			
Purchase of equipment for improving the methods of collection and transport of refuse in the City ...	5,29,271	...	5,29,271
Purchase of 12 low loader refuse collector ...	1,10,000	...	1,10,000
VIII.—ROADS, DRAINS, ETC.			
Purchase of road equipment ...	4,33,962	...	4,33,962
XI.—FIRE BRIGADE			
Purchase of one 120 feet turn table ladder in replacement of old one ...	1,38,187	14,342	1,52,529
Installation of Radio Telephony with construction of 200 feet mast at F. B. Head Quarters at Byculla	41,172	41,172
Total—P. & M. to be purchased out of P. & M. Depreciation Fund ...	18,47,826	56,324	19,04,150
<i>Plant and Machinery to be purchased out of Garden Fund.</i>			
VII.—STREET CLEANSING, ETC.			
Replacing pumps at D. P. Works by pumps of larger capacity ...	37,178	...	37,178
Supply and installation of four electrically driven pumping sets for the proposed pumping Station at T. P. Line Road ...	3,000	...	3,000
Total—P. & M. to be purchased out of Garden Fund ...	40,178	...	40,178

APPENDIX No. 8—Contd.

	Total Capital Expenditure upto 31st March 1958	Expenditure during 1958-59	Total Capital Expenditure upto 31st March 1959
	Rs.	Rs.	Rs.
<i>Plant and Machinery to be purchased out of K. E. M. Hospital Equipment Fund.</i>			
VI—MEDICAL RELIEF AND EDUCATION			
Refrigerating plant for the Cold Room at K. E. M. Hospital ...	23,000	...	23,000
Purchase of Fluoscope with facilities for both verticle and lying down position for the B. Y. L. Nair Caritable Hospital ...	6,809	...	6,809
Total—K. E. M. Hospital Equipment Fund ...	29,809	...	29,809
<i>Plant and Machinery to be purchased out of K. E. M. Hospital Research Fund.</i>			
VI—MEDICAL RELIEF AND EDUCATION			
Laundry Equipments Complete ...	56,490	...	56,490
VII—STREET CLEANSING AND CONSERVANCY			
Purchase of 12 low loader refuse collector ...	93,000	...	93,000
Total—K. E. M. Hospital Reserach Fund ...	1,49,490	...	1,49,490
Total—Plant and Machinery—Works in Progress...	68,50,006	15,06,360	83,56,366
Total—Plant and Machinery ...	1,46,72,702	15,06,360	1,61,79,062
Assets Written off ... Cr.	1,07,10,440	Cr. 13,23,876	Cr. 1,20,34,316
Total—Plant and Machinery ...	39,62,262	1,82,484	41,44,746
TRUST FUND			
Works completed (as per Report for 1957-58) ...	44,18,338	...	44,18,338
Works in Progress—			
Providing a convalesant Home of 120 beds with equipment and staff quarters at Parel near K. E. M. Hospital	15,571	15,571
Purchase of equipment instruments, etc., for the Blood Bank at K. E. M. Hospital ...	14,781	1,039	15,820
Construction and equipment of an additional floor over Ward Pavilion No. 2 at K. E. M. Hospital ...	2,35,071	...	2,35,071
Government Share of the cost of preliminary expenses in connection with the preparation (part expenditure booked under Loan Funds) of Master Plan of Greater Bombay ...	2,40,034	...	2,40,034
Construction of a building for the Blood Bank at K. E. M. Hospital ...	30,000	...	30,000
Additional accommodation for female ward at Turner Sanatorium ...	2,99,997	...	2,99,997
Construction of an orchid house at Victoria Garden ...	5,305	...	5,305
Construction of a permanent Screen wall at the new drying ground for dhobiles at Mahalaxmi Kutchra Siding ...	12,000	...	12,000
Construction of a building for an electrically operated crematorium at Chandanwadi ...	99,929	...	99,929
Construction of P. C. at the foot bridge near the junction of Chinchbunder Road, etc. ...	499	...	499
Construction of additional 3 floors over the redently constructed Building No. 1 and Building No. 2 comprising of basement, ground and 3 upper floors at M. G. H., Sion ...	99,750	...	99,750
Construction of a pedestrian Subway near Churchgate Station ...	1,23,103	...	1,23,103
Total—Works in Progress ...	11,60,469	16,610	11,77,079
Total—Trust Fund ...	55,78,807	16,610	55,95,417
<i>Worn out Water Mains Renewal Fund.</i>			
Works completed (as per Report for 1957-58) ...	9,64,526	...	9,64,526
Total—Wornout Water Mains Renewal Fund ...	9,64,526	...	9,64,526
<i>Land and Buildings Fund.</i>			
Lands purchased and buildings erected out of the Municipal Land and Buildings Fund—			
Works completed (as per Report 1957-58) ...	43,03,044	...	43,03,044

G. V. DAMLE,
Chief Accountant.

V. L. GIDWANI,
Municipal Commissioner.

Appendix No. 9.

Statement showing (1) the total amount of Municipal Loans raised (2) the expenditure incurred there against and (3) the invested balances of the Loans on 31st March 1959

	Amount raised.	Amounts repaid out of cash balance.	Net Amount available for expenditure.	I.—General Supervision, Collection of Revenue.	II.—Water Works.	III.—Education Primary.	IV.—Edu on Secondary.	V.—Public Health.	VI.—Medical Relief and Education.	VII.—Street Cleansing, Conservancy, Road Watering and Litter-stre Service.	VIII.—Roads, Drain and Sewers.	IX.—Mechanical.	X.—Buildings, Land Acquisition and Management.	XI.—Fire Brigade.	XIII.—Gardens and Open Spaces.	XIV.—Markets and Slaughter Houses.	XV.—Slum Service.	XVI.—Measure for Civil Defence.	XVII.—Greater Bombay.	XVIII.—Industrial Estate.	Discount and Other Charges on Loans.	Plant and Machinery.	Total amount Expended on Works upto 31st March 1959.	Balance unexpended on 1st April 1959.
(1)	(2)	(3)	(4)	(5)	(6)	(7)	(8)	(9)	(10)	(11)	(12)	(13)	(14)	(15)	(16)	(17)	(18)	(19)	(20)	(21)	(22)	(23)	(24)	(25)
	Rs. nP.	Rs. nP.	Rs. nP.	Rs. nP.	Rs. nP.	Rs. nP.	Rs. nP.	Rs. nP.	Rs. nP.	Rs. nP.	Rs. nP.	Rs. nP.	Rs. nP.	Rs. nP.	Rs. nP.	Rs. nP.	Rs. nP.	Rs. nP.	Rs. nP.	Rs. nP.	Rs. nP.	Rs. nP.	Rs. nP.	Rs. nP.
Total of different Municipal Loans raised (as per Annual Account 1957-58)	60,59,18,048 98	1,62,81,605 25																						
Less— Loans Repaid—	Rs. ...																							
Deduct— Repaid out of Sinking Fund Accumulation & Net Premia Fund	60,59,18,048 98	1,62,81,605 25	58,96,36,443 73																					
Rs. 400 Lakhs Loan for 1958-59																								
Rs. 50 lakhs from Govt.	50,00,000 00		50,00,000 00																					
Rs. 250 Lakhs Loan	2,50,00,000 00		2,50,00,000 00																					
Rs. 100 lakhs loan	1,00,00,000 00		1,00,00,000 00																					
Renewal of Road Surfaces for which no Renewal Fund exists and roads taken over from ex-Trust																								
Purchase of Plant and Machinery for Capital Works—																								
Net Premia Fund	9,21,305 80																							
Municipal Fire & Accident Insurance Fund	1,56,200 75																							
K.E.M. Hospital Research Fund																								
Pre-cast concrete slabs Pavement Renewal Fund																								
Slum Service Fund																								
Kidwai Road Surfaces Fund																								
Hospital Fund	2,18,656 31																							
Land Reclamation & Acquisition Fund	1,53,672 78																							
Plant and Machinery Depreciation Fund	56,324 50																							
Garden Fund																								
K.E.M. Hospital Equipment Fund																								
	15,03,360 14	15,06,360 14	15,06,360 14																					
Grand Total Rs.	64,74,24,469 12	1,62,81,605 25	63,11,42,603 87																					
Works executed out of Special Fund and Contributions—																								
(1) Out of Contributions from—	53,57,148 98																							
G. I. P. Railway for removing and relaying 32 nd Vedar Main, South of Kuria																								
Port Trust for Wadi Bunder Road																								
Government for Construction of Primary School Buildings																								
(2) Out of Premia on Loans																								
(3) Out of Special Funds—																								
Invested Fund																								
Nasbit Road Invested Fund																								
Road Improvement Fund																								
Loan Works Establishment																								
Development Fund Receipts																								
Contribution from Revenue towards Bai Jerbai Wadia Hospital for Children																								
Contribution from Government out of the Provincial Share of Petrol Tax Fund for widening the Love Grove Bridge																								
Contribution from Trustees Gokuldas Tejpal Charities for construction of Tejpal Road																								
Grant-in-Aid from Government for widening the Road in Colaba Division																								
	60,91,475 50																							
Deduct— Plague Expenditure																								
Amounts written off on account of properties not existing																								
Expenditures on account of Municipal Printing Press Machinery transferred vide Corporation Resolution No. 855, dated the 11th December 1940																								
Total Rs.	60,09,169 57	34,09,89,338 83	27,98,012 43	20,703 44	1,41,77,256 09	1,99,26,771 56	3,67,69,371 29	9,30,43,896 40	36,35,025 60	4,89,55,758 65	21,52,202 90	62,74,381 70	1,03,05,504 32	31,02,377 87	1,87,147 50	2,82,813 37	195 56	66,33,952 78	1,63,07,707 34					

‡ The amount is reserved for Capital Store Account Stock.
* Minor changes due to corrections.

G. V. DAMLE,
Chief Accountant.

V. L. GIDWANI
Municipal Commissioner.

Appendix No. 10.
SINKING FUND.

Statement showing the Actual Investments on account of the Sinking Fund of different Municipal Loans upto 31st March 1959, compared with the amounts which should have accumulated upto that date on the basis of the Fixed Instalments and the sums set aside as Sinking Fund as at 31st March 1959.

NAME OF LOAN.	Amount raised.	When raised.	When repayable.	Amount of Annual Sinking Fund Instalment.	Date when Sinking Fund commenced.	Amount of Sinking Fund which should have accumulated upto 31st March 1959 at Compound Interest.
1	2	3	4	5	6	7
	Rs.			† Rs.		Rs.
6 per cent. Municipal Loans (4 per cent. basis).						
160 Lakhs Loan for the Improvement of Water Supply in Bombay.	1,60,00,000	Between 22nd September 1924 and 31st March 1925 (First issue). Between 18th November 1924 and 31st March 1925 (Second issue).	1st December 1954	...	1st December 1925	60,000
5 and 6 per cent. Municipal Loans (3½ per cent. basis).						
147 Lakhs Tansa Water Works Loan ...	1,47,00,000	Between 5th June 1886 and 24th Dec. 1891.	(a) Between 1st January 1943 and 1st January 1953.		1st January 1893	(b) 10,000
10 Lakhs Loan for the Conversion of S.W. Reservoir at Clerk Road into a Public Park.	10,00,000	2nd July 1920	1st July 1980	5,089	1st July 1921	4,02,247
37 Lakhs Loan (1929-30) ...	26,21,500	From 19th July 1929 to 1st August 1929.	1st August 1959	50,782	1st August 1930	25,41,682
31.43 Lakhs Loan for the repayment of 40 Lakhs Loan due 19th December 1929	26,14,000	Do.	1st August 1949.	41,500
40 Lakhs Loan (1930-31) ...	40,00,000	From 20th September 1930 to 6th October 1930.	At the option of the Corporation on or after 1st December 1950 on giving 3 Months' notice by public advertisement or on 1st December 1960.	...	1st June 1931	21,000
4 per cent. Municipal Loans (3½ per cent. basis.)						
25 Lakhs Loan for Sewerage, Water, etc. Works.	25,00,000	17th and 18th July 1899.	1st November 1939	1,000
					Carried forward	30,17,429
						30,77,429
(a)	Rs.	Repayable on	Less— Repaid—	Rs.		(b) Balance.
	2,00,000	1-1-1928.	From 1-1-1928	2,00,000		Rs.
	52,91,500	1-1-1933.	" 1-1-1933 to 31-3-1940	52,91,500		...
	22,08,500	1-1-1943.	" 1-1-1943 to 31-3-1950	22,07,500		1,000
	17,00,000	1-1-1946.	" 1-1-1946 to 31-3-1950	16,96,000		4,000
	10,00,000	1-1-1948.	" 1-1-1948 to 31-3-1954	10,00,000		5,000
	43,00,000	1-1-1953.	" 1-1-1953 to 31-3-1956	42,95,000		...
	Rs. 1,47,00,000			1,46,90,000		10,000

* Stoppage is recorded against this Debenture.

† All the Sinking Fund Instalments were re-arranged during 1906-07 on a 3½ per cent. basis as per Corporation Resolution No. 4946 of 9th February, 1905 and re further re-arranged from 1st April 1928 as per Corporation Resolution No. 6114 of 12th September 1927.

Appendix No. 10—(contd.)

NAME OF LOAN.	Amount raised.	When raised.	When repayable.	Amount of Annual Sinking Fund Instalment.	Date when Sinking Fund commenced.	Amount of Sinking Fund which should have accumulated up to 31st March 1959 at Compound Interest.	
1	2	3	4	5	6	7	
	Rs.			Rs.	Brought over	Rs. 30,77,429	
4 per cent. Municipal Loans (3 per cent. basis).							
30 Lakhs Loan for the acquisition of sites for the construction of various Over-bridges in the City.	30,00,000	29th July 1909 and 10th August 1910.	1st May 1949	...		26,000	
70 Lakhs Loan for reduplication of Tansa Main and other Auxiliary Works.	70,00,000	9th September 1913, 22nd July 1914 and 10th April 1915.	Ra. 49,40,000 on 1st June 1954. .. 20,60,000 on 1st June 1974.	12,634	1st June 1915	11,56,104	
20 Lakhs Loan for Street Improvements.	20,00,000	9th September 1913 and 24th September 1915.	Ra. 70,00,000 1st May 1955	...	26,524	1st May 1916	1,500
3½ per cent. Municipal Loans (3 per cent. basis).							
9 Lakhs Loan (1935-36)	9,00,000	31st January 1936	14th March 1966	...	18,917	14th March 1937	6,14,821
48 Lakhs Loan (1940-41)	48,00,000	Between 1st March 1941 and 15th January 1942.	1st March 1971	...	1,00,891	1st March 1942	23,68,208
25 Lakhs Loan (1941-42)	25,00,000	Between 1st September 1942 and 15th February 1943.	1st March 1972	...	52,548	1st March 1943	11,46,377
20 Lakhs Loan (1943-44)	20,00,000	Between March 1944 and November 1944.	1st March 1974	...	42,039	1st March 1945	7,83,831
22 Lakhs Loan (1944-45)	22,00,000	Between March 1945 and March 1946.	1st March 1975	...	46,243	1st March 1946	7,92,106
25 Lakhs Loan (1945-46)	25,00,000	Between 27th March 1946 and 6th Nov. 1946	1st March 1976	...	52,548	1st March 1947	8,22,728
3 per cent. Municipal Loans (3 per cent. basis).							
24½ Lakhs Loan (1936-37)	18,50,000	1st November 1936	1st February 1967	...	51,498	1st February 1938	15,80,432
30 Lakhs Loan (1937-38)	6,00,000	1st June 1937	14th March 1968	...	63,058	14th March 1939	18,10,951
30 Lakhs Loan (1938-39)	30,00,000	1st April 1938	1st March 1969	...	63,058	1st March 1940	16,98,609
64 Lakhs Loan (1939-40)	64,00,000	Between 1st December 1939 and 1st September 1940.	1st March 1970	...	1,34,523	1st March 1941	33,87,235
54 Lakhs Loan (1946-47)	54,00,000	Between 4th March 1947 and 13th December 1948	1st March 1977	...	1,13,505	1st March 1948	16,14,899
61 Lakhs Loan (1948-49)	61,00,000	Between 23rd March 1949 to 19th August 1949	1st March 1979	...	1,28,218	1st March 1950	14,73,555
17.97 Lakhs Loan (1950-51)	17,97,000	1st December 1950	1st December 1960	...	1,56,754	1st December 1951	14,07,854
3½ per cent. Municipal Loans (3 per cent. basis).							
75 Lakhs Loan (1947-48)	75,00,000	1st August 1947	1st August 1977	...	1,57,645	1st August 1948	20,59,468
1.25 Crores Loan (1949-50)	88,14,500	Between 23rd September to 29th September 1949	15th September 1979	...	1,85,275	15th September 1950	19,12,818
2 Crores Loan (1950-51)	2,00,00,000	21st August 1950	16th August 1965	...	10,75,332	16th August 1951	97,41,510
80 Lakhs Loan (1950-51)	80,00,000	Between 20th December 1950 to 29th March 1951	1st September 1980	...	1,68,152	1st September 1951	15,21,434
10 Lakhs Loan (1950-51)	10,00,000	1st March 1951	16th August 1965	...	53,767	16th August 1951	4,87,077
3½ per cent. Municipal Loans (3 per cent. basis).							
175,34,000 Loan (1951-52)	1,75,34,000	3rd October 1951	3rd October 1966	...	9,42,751	3rd October 1952	73,30,946
33 Lakhs Loan (1951-52)	33,00,000	16th Feb. 1952	3rd October 1966	...	1,77,432	3rd October 1952	13,79,735
60 Lakhs Loan (1951-52)	60,00,000	16th Feb. 1952	16th August 1966	...	3,22,602	16th August 1952	25,18,278
						4,76,33,476	
4 per cent. Municipal Loans (3½ per cent. basis)							
2,44,14,500 Loan (1952-53)	2,44,14,500	3rd September 1952	1st September 1964	...	16,48,280	1st September 1953	1,11,02,180
69 Lakhs Loan (1952-53)	69,00,000	26 November 1952	1st September 1967	...	3,51,045	1st September 1953	23,64,504
35 Lakhs Loan (1952-53)	35,00,000	28th March 1953	1st September 1964	...	2,36,293	1st September 1953	15,91,579
110 Lakhs Loan (1953-54)	1,10,00,000	3rd September 1953	1st September 1963	...	3,79,084	1st September 1954	* 38,44,774
50 Lakhs Loan (1953-54)	50,00,000	12th November 1953	1st September 1973	...	1,72,311	1st September 1954	9,48,953
85 Lakhs Loan (1953-54)	85,00,000	11th September 1953	1st September 1973	...	2,92,928	1st September 1954	16,13,220
1,92,49,000 Loan (1954-55)	1,92,49,000	15th October 1954	1st September 1964	...	6,63,361	1st September 1955	** 32,57,113
70 Lakhs Loan (1954-55)	70,00,000	15th March 1955	1st March 1975	...	2,41,235	1st March 1956	10,23,777
180 Lakhs Loan (1956-57)	40,00,000	15th November 1956	15th September 1981	...	3,22,812	15th September 1957	6,71,089
	90,00,000	29th March 1957					2,64,17,189
4 per cent Municipal Loans (3½ per cent. basis)							
180 Lakhs Loan (1955-56)	1,80,00,000	15th September 1955	15th September 1967	...	6,36,500	15th September 1956	20,14,595
30 Lakhs Loan (1955-56)	30,00,000	15th March 1956	15th September 1967	...	1,06,084	15th September 1956	3,35,764
115.50 Lakhs Loan (1956-57)	1,15,50,000	15th October 1956	15th October 1968	...	4,08,421	15th October 1957	8,44,470
							31,94,829
4½ per cent Municipal Loans (3½ per cent. basis)							
Rs. 1,14,10,500 Loan (1957-58)	1,14,10,500	1st November 1957	1st November 1969	...	4,03,488	1st November 1958	4,09,372
							4,09,372
4½ per cent Municipal Loans (3½ per cent. basis)							
Rs. 1 crore Loan (1957-58)	1,00,00,000	1st February 1958	1st February 1983	...	2,48,317	1st November 1958	2,52,197
							2,52,197
							Total ... 8,09,77,457

Appendix No. 10—(concl'd)

	Amount actually invested upto 31st March 1959.				Amount of Interest accrued upto 31st March 1959 collected and invested in 1959-60.		Total of Columns 5 and 6					
	Amount of Sinking Fund invested upto 31st March 1958.		Sinking Fund Instalments paid in 1958-59.		Interest, etc., accumulations invested in 1958-59.		Total.					
1	2		3		4		5		6		7	
	Rs.	nP.	Rs.	nP.	Rs.	nP.	Rs.	nP.	Rs.	nP.	Rs.	nP.
Sinking Funds	7,13,12,298	43	1,02,85,420	00	26,18,317	81	8,42,16,036	24				
Deduct—Withdrawn for repayment of Loans							2,500	00				
Total Sinking Funds							† 8,42,13,536	24				
Public Securities as detailed in Appendix No. 16-A							8,42,13,436	28				
In Cash with the State Bank of India							99	96				
Total							8,42,13,536	24	4,11,313	57	8,46,24,849	81

† The market value of the securities on 31st March 1959 is Rs. 8,20,94,741-89 as shown in Appendix No. 16-A and after adding the cash balance of Rs. 99.96 and the interest accrued on the securities upto 31st March 1959 amounting to Rs. 4,11,313-57 the total amount of Sinking Fund is Rs. 8,25,06,155-42.

* Inclusive of Rs. 11,40,540 credited as per S.C.R. No. 2377 of 16-1-57 & C.R. No. 1487 of 21-1-57 and Rs. 5 Lakhs as per S.C.R. No. 2413 of 23-12-57 & C.R. 1445 of 20-1-58.

** Inclusive of Rs. 3,59,460 credited as per S.C.R. No. 2377 of 16-1-57 & C.R. No. 1487 of 21-1-57.

G. V. DAMLE,
Chief Accountant.

V. L. GIDWANI,
Municipal Commissioner.

Statement showing Outstanding Loans due by the Municipality, the interest outstanding on 1st State Bank of India, and in Office during that year

No.	Particulars of Loans.	Rate of Interest.	Balance due on 1st April 1958.		Amount raised in 1958-59.		Total.		Amount re-paid in 1958-59		
			Rs.	nP.	Rs.	nP.	Rs.	nP.	Rs.	nP.	
Loans raised from Government.											
1	100 Lacs Loan (1953-54)	4½ per cent.	90,10,527	95	E	90,10,527	95	2,74,197	56		
2	100 Lacs Loan (1953-54)	4½ per cent.	90,10,527	95	E	90,10,527	95	2,74,197	56		
3	100 Lacs Loan (1954-55)	4½ per cent.	92,73,547	17	E	92,73,547	17	2,63,019	25		
4	100 Lacs Loan (1954-55)	4½ per cent.	92,73,547	17	E	92,73,547	17	2,63,019	25		
5	100 Lacs Loan (1955-56)	4½ per cent.	95,25,843	84	E	95,25,843	84	2,52,296	64		
6	100 Lacs Loan (1955-56)	4½ per cent.	95,25,843	84	E	95,25,843	84	2,52,296	64		
7	50 Lacs Loan (1955-56)	4½ per cent.	47,62,921	66	E	47,62,921	66	1,26,148	45		
8	100 Lacs Loan (1956-57)	4 per cent.	1,00,00,000	00	F	1,00,00,000	00	...			
9	100 Lacs Loan (1957-58)	4 per cent.	1,00,00,000	00	G	1,00,00,000	00	...			
10	50 Lakhs Loan (1957-58)	4 per cent.	...		G	50,00,000	00	...			
Total Loans raised from Government Rs.			8,03,82,759	58		50,00,000	00	8,53,82,759	58	17,05,175	35
Loans raised from the Public.											
1	The Tansa Water Works Loan (Rs. 147 Lakhs) ...	5 per cent.	5,000	00		5,000	00	(a)			
2	25 Lakhs Loan for Sewerage, Water and other Sanitary Works ...	4 per cent.	1,000	00		1,000	00	(a)			
3	The 2nd 24½ Lakhs Loan for certain Sewerage Works ...	4 per cent.		(a)			
4	The 15 Lakhs Loan for Street Improvements ...	4 per cent.		(a)			
5	The 30 Lakhs Loan for the Acquisition of Sites for the Construction of Overbridges ...	4 per cent.	26,000	00		26,000	00	(a)			
6	The 70 Lakhs Loan for re-duplication of Tansa Main and other Auxiliary Works ...	4 per cent.	20,63,000	00		20,63,000	00	(a)			
7	The 20 Lakhs Loan for Street Improvements ...	4 per cent.	2,000	00		2,000	00	(a)	500	00	
8	The 10 Lakhs Loan for the Conversion of the Storm Water Reservoir at Clerk Road into a Public Park ...	5 per cent.	10,00,000	00		10,00,000	00	(a)			
9	160 Lakhs Loan for the Improvement of the Water Supply in Bombay (First Issue)	6 per cent.	24,000	00		24,000	00	(a)			
10	160 Lakhs Loan for the Improvement of the Water Supply in Bombay (Second Issue).	6 per cent.	36,000	00		36,000	00	(a)			
11	Rs. 37 Lakhs Loan (1929-30) ...	5 per cent.	26,21,500	00		26,21,500	00	(a)			
12	Rs. 31.43 Lakhs Loan for the repayment of Rs. 40 Lakhs Loan due 19th December 1929 ...	5 per cent.	41,500	00		41,500	00	(a)			
13	Rs. 28 Lakhs Loan for the repayment of Rs. 39,94,000 out of 6 per cent. 50 Lakhs Loan due 1st August 1929 ...	5 per cent.	2,000	00		2,000	00	(a)	2,000	00	
Loans from Public Carried over Rs.			58,27,000	00		58,27,000	00	2,500	00
Loans from Govt. Carried over Rs.			8,03,82,759	58		50,00,000	00	8,53,82,759	58	17,05,175	35

A—These loans are payable out of revenue in annual equal instalments including principal and interest based on the amortization of the loans within a period of 30 years. No Sinking Fund has been created for these loans.

(a) As under the terms of these loans the bonds cannot be repaid to the holders before the dates stipulated in the debentures, the Sinking Fund has been invested as shown in detail in Appendix No. 10.

E—These loans are repayable in twenty-five annual equated instalments of principal and interest, the first instalment being payable on the first anniversary date of the drawal of the loan.

F—The loan is repayable in seven annual equated instalments of both principal and interest commencing from 1960-61. The interest on the loan will be paid annually till the payments of equated instalments of the loan commence.

G—This loan is repayable in seven annual equated instalments of both principal and interest commencing from 1961-62. The interest on the loan will be paid annually till the payments of the equated instalments of the loan commence.

No 11.

April 1958 on the different Loans, the amount payable for the year 1958-59 the amount paid by the and the balances outstanding on 31st March 1959.

Balance due on 31st March 1959.		Interest outstanding on 1st April 1958.		Interest payable in 1958-59		Total interest due		Deduct—Interest paid by the State Bank of India and in Office.		Outstanding balance on 31st March 1959	
8		9		10		11		12		13	
Rs.	nP.	Rs.	nP.	Rs.	nP.	Rs.	nP.	Rs.	nP.	Rs.	nP.
87,36,330	39	3,82,947	44	3,82,947	44	3,82,947	44		
87,36,330	39	3,82,947	44	3,82,947	44	3,82,947	44		
90,10,527	92	3,94,125	75	3,94,125	75	3,94,125	75		
90,10,527	92	3,94,125	75	3,94,125	75	3,94,125	75		
92,73,547	20	4,04,848	36	4,04,848	36	4,04,848	36		
92,73,547	20	4,04,848	36	4,04,848	36	4,04,848	36		
46,36,773	21	2,02,424	17	2,02,424	17	2,02,424	17		
1,00,00,000	00	4,00,000	00	4,00,000	00	4,00,000	00		
1,00,00,000	00	4,00,000	00	4,00,000	00	4,00,000	00		
50,00,000	00	2,00,000	00	2,00,000	00	2,00,000	00		
8,36,77,584	23	35,66,267	27	35,66,267	27	35,66,267	27		
C 5,000 00		2,890 06	2,890 06	2,890 06	...
C 5,000 00		380 00	380 00	380 00	...
C 1,000 00		420 00	420 00	...	420 00	...	420 00	...
...		132 00	132 00	132 00	...
B 26,000 00		16,499 06	16,499 06	16,499 06	...
20,63,000 00		4,099 89	...	82,400 00	...	86,499 89	...	82,469 00	...	4,030 89	...
B 1,500 00		1,318 12	1,318 12	...	20 00	...	298 12	...
B 10,00,000 00		50,000 00	...	50,000 00	...	50,000 00	...	50,000 00	...
B 24,000 00		7,015 56	7,015 56	...	495 00	...	6,520 56	...
B 36,000 00		9,855 75	9,855 75	...	2,475 00	...	7,380 75	...
B 26,21,500 00		13,733 25	...	1,31,075 00	...	1,44,808 25	...	1,33,965 00	...	10,843 25	...
B 41,500 00		3,977 31	3,977 31	3,977 31	...
...		408 50	408 50	...	30 00	...	578 50	...
58,24,500 00		60,729 50	...	2,63,475 00	...	3,24,204 50	...	2,69,874 00	...	54,330 50	...
8,36,77,584	23	35,66,267	27	35,66,267	27	35,66,267	27		

B—Debentures in respect of these loans have remained unpaid owing to their not having been surrendered for repayment upto 31st March 1959. The Debentures do not carry interest from and after the due dates and will be paid when surrendered for repayment by the holders, out of the Sinking Fund Investments.

C—Stoppage is recorded against these Debentures.

No.	Particulars of Loans.	Rate of Interest.	Balance due on 1st April 1958.	Amount raised in 1958-59.	Total.	Amount re-paid in 1958-59
1	2	3	4	5	6	7
			Rs. nP.	Rs. nP.	Rs. nP.	Rs. nP.
	Loans from Govt. Brought forward ...		8,03,82,759 58	50,00,000 00	8,53,82,759 58	17,05,175 35
	Loans from Public Brought forward ...		58,27,000 00		58,27,000 00	2,500 00
	Loans raised from the Public—contd.					
14	Rs. 40 Lakhs Loan (1930-31) ...	6 per cent.	21,000 00		21,000 00	(a)
15	Rs. 9 Lakhs Loan (1935-36) ...	3½ per cent.	9,00,000 00		9,00,000 00	(a)
16	Rs. 24½ Lakhs Loan (1936-37) ...	3 per cent.	24,50,000 00		24,50,000 00	(a)
17	Rs. 30 Lakhs Loan (1937-38) ...	3 per cent.	30,00,000 00		30,00,000 00	(a)
18	Rs. 30 Lakhs Loan (1938-39) ...	3 per cent.	30,00,000 00		30,00,000 00	(a)
19	Rs. 64 Lakhs Loan (1939-40) ...	3 per cent.	64,00,000 00		64,00,000 00	(a)
20	Rs. 48 Lakhs Loan (1940-41) ...	3½ per cent.	48,00,000 00		48,00,000 00	(a)
21	Rs. 25 Lakhs Loan (1941-42) ...	3½ per cent.	25,00,000 00		25,00,000 00	(a)
22	Rs. 20 Lakhs Loan (1943-44) ...	3½ per cent.	20,00,000 00		20,00,000 00	(a)
23	Rs. 22 Lakhs Loan (1944-45) ...	3½ per cent.	22,00,000 00		22,00,000 00	(a)
24	Rs. 25 Lakhs Loan (1945-46) ...	3½ per cent.	25,00,000 00		25,00,000 00	(a)
25	Rs. 54 Lakhs Loan (1946-47) ...	3 per cent.	54,00,000 00		54,00,000 00	(a)
26	Rs. 75 Lakhs Loan (1947-48) ...	3½ per cent.	75,00,000 00		75,00,000 00	(a)
27	Rs. 61 Lakhs Loan (1948-49) ...	3 per cent.	61,00,000 00		61,00,000 00	(a)
28	Rs. 1.25 Crores Loan of 1949 ...	3½ per cent.	88,14,500 00		88,14,500 00	(a)
29	Rs. 2 Crores Loan (1950-51) ...	3½ per cent.	2,00,00,000 00		2,00,00,000 00	(a)
30	Second instalment of Rs. 10 Lakhs Loan out of Rs. 3 Crores Loan of 1949-50 ...	3½ per cent.	10,00,000 00		10,00,000 00	(a)
31	Rs. 80 Lakhs Loan (1950-51) ...	3½ per cent.	80,00,000 00		80,00,000 00	(a)
32	Rs. 17.97 Lakhs Loan for repayment of Rs. 40 lakhs Loan (1930-31) due for repayment on 1st December 1950 ...	3 per cent.	17,97,000 00		17,97,000 00	(a)
33	Rs. 1.75,34,000 Loan 1951-52 out of Rs. 420 Lakhs Loan ...	3½ per cent.	1,75,34,000 00		1,75,34,000 00	(a)
34	Rs. 33 Lakhs Loan 1951-52 out of Rs. 420 Lakhs Loan ...	3½ per cent.	33,00,000 00		33,00,000 00	(a)
35	Rs. 60 Lakhs Loan 1951-52 ...	3½ per cent.	60,00,000 00		60,00,000 00	(a)
36	Rs. 2,44,14,500 Loan 1952-53 out of Rs. 419 Lacs. Loan ...	4 per cent.	2,44,14,500 00		2,44,14,500 00	(a)
37	Rs. 69 Lacs. Loan 1952-53 out of Rs. 419 Lacs. Loan ...	4 per cent.	69,00,000 00		69,00,000 00	(a)
38	Rs. 35 Lacs. Loan, 1952-53 out of Rs. 419 Lacs. Loan ...	4 per cent.	35,00,000 00		35,00,000 00	(a)
39	Rs. 110 Lacs Loan 1953-54 ...	4 per cent.	1,10,00,000 00		1,10,00,000 00	(a)
40	Rs. 85 do. 1953-54 ...	4 per cent.	85,00,000 00		85,00,000 00	(a)
41	Rs. 50 do. 1953-54 ...	4 per cent.	50,00,000 00		50,00,000 00	(a)
42	Rs. 1,92,49,000 Loan 1954-55 ...	4 per cent.	1,92,49,000 00		1,92,49,000 00	(a)
43	Rs. 70 Lacs Loan 1954-55 ...	4 per cent.	70,00,000 00		70,00,000 00	(a)
44	Rs. 180 Lacs Loan 1955-56 ...	4 per cent.	1,80,00,000 00		1,80,00,000 00	(a)
45	Rs. 30 Lacs Loan out of Rs. 60 Lacs Loan 1955-56 ...	4 per cent.	30,00,000 00		30,00,000 00	(a)
46	Rs. 1,15,50,000 Loan 1956-57 ...	4 per cent.	1,15,50,000 00		1,15,50,000 00	(a)
47	Rs. 130 Lacs Loan 1956-57 ...	4 per cent.	1,30,00,000 00		1,30,00,000 00	(a)
48	Rs. 1,14,10,500 Loan 1957-58 ...	4½ per cent.	1,14,10,500 00		1,14,10,500 00	(a)
49	Rs. 100 Lacs Loan 1957-58 ...	4½ per cent.	1,00,00,000 00		1,00,00,000 00	(a)
50	Rs. 250 Lacs Loan 1958-59 ...	4½ per cent.		2,50,00,000 00	2,50,00,000 00	(a)
51	Rs. 100 Lacs Loan 1958-59 ...	4½ per cent.		0	1,00,00,000 00	(a)
	Total Loans raised from the public ...	Total	27,35,67,500 00	3,50,00,000 00	3,56,67,500 00	2,500 00
	Advances from Special Funds for Capital Works.					
1	Rs. 8½ lakhs Advance from Plant and Machinery Depreciation Fund (1931-32) ...	5 per cent.	1,89,766 95		1,89,766 95	44,028 05
2	Rs. 13 lakhs Advance from Special Fund (1932-33) ...					
2	Rs. 8 lakhs from Renewal of Road Surfaces Fund ...	4½ per cent.	2,12,214 16		2,12,214 16	38,790 96
3	Rs. 1½ lakhs from Plant and Machinery Depreciation Fund ...	4½ per cent.	39,778 26		39,778 26	7,273 98
4	Rs. 3½ lakhs from Plant and Machinery Depreciation Fund ...	4½ per cent.	1,10,829 01		1,10,829 01	16,499 69
5	Rs. 11 lakhs Advance from Special Funds (1933-34) ...					
5	Rs. 5 lakhs from Municipal Fire and Accident Insurance Fund ...	4 per cent.	1,51,578 62		1,51,578 62	22,851 86
6	Rs. 3 lakhs from Renewal of Road Surfaces Fund ...	4 per cent.	1,04,131 06		1,04,131 06	13,183 76
7	Advance of Rs. 2,64,520-25 from Net Premia fund for repayment of an advance from Fines Fund ...	4 per cent.	90,947 30		90,947 30	13,711 71
8	Rs. 8.69 lakhs Advance from Special Funds ...	4 per cent.	1,73,551 55		1,73,551 55	21,972 94
9	Rs. 5 lakhs from Net Premia Fund ...	4 per cent.	1,43,682 88		1,43,682 88	15,591 69
10	Rs. 3.69 lakhs from Net Premia Fund ...	4 per cent.				
10	Advances from Land Sales Reserve Fund ...					
10	Rs. 8 lakhs Advance from Net Premia Fund ...	3 per cent.	1,79,448 31		1,79,448 31	88,401 55
11	Advance of Rs. 3,81,662 from Fire and Accident Insurance Fund ...	3 per cent.	85,608 20		85,608 20	42,174 75
12	Advance of Rs. 2,07,378 from Net Premia fund for repayment of Rs. 28 Lacs Loan due on 1-8-1954 ...	4 per cent.	87,858 58		87,858 58	43,068 66
	Total Advances ...		15,69,394 88		15,69,394 88	3,67,549 00
	Total Carried over...		35,55,19,654 46	4,00,00,000 00	39,55,19,654 46	20,75,224 35

(a) As under the terms of these loans the bonds cannot be repaid to the holders before the dates stipulated in the debentures, the Sinking Fund has been invested as shown in detail in Appendix No. 10.

No. 11—continued.

Balance due on 31st March 1959.	Interest outstanding on 1st April 1958	Interest payable in 1958-59.	Total Interest due.	Deduct—Interest paid by the State Bank of India and in Office.	Outstanding Balance on 31st March 1959
8	9	10	11	12	13
Rs. nP.	Rs. nP.	Rs. nP.	Rs. nP.	Rs. a. nP.	Rs. nP.
8,36,77,584 23	...	35,66,267 27	35,66,267 27	35,66,267 27	...
58,24,500 00	60,729 50	2,63,475 00	3,24,204 50	2,69,874 00	54,330 50
21,000 00	11,383 75	...	11,383 75	...	11,383 75
9,00,000 00	...	31,500 00	31,500 00	31,500 00	...
24,50,000 00	...	73,500 00	73,500 00	73,500 00	...
30,00,000 00	...	90,000 00	90,000 00	90,000 00	...
30,00,000 00	...	90,000 00	90,000 00	90,000 00	...
64,00,000 00	...	1,92,000 00	1,92,000 00	1,92,000 00	...
48,00,000 00	...	1,68,000 00	1,68,000 00	1,68,000 00	...
25,00,000 00	...	87,500 00	87,500 00	87,500 00	...
20,00,000 00	...	70,000 00	70,000 00	70,000 00	...
22,00,000 00	...	77,000 00	77,000 00	77,000 00	...
25,00,000 00	...	87,500 00	87,500 00	87,500 00	...
54,00,000 00	...	1,62,000 00	1,62,000 00	1,62,000 00	531 57
75,00,000 00	1,543 77	2,43,750 00	2,43,750 00	2,44,762 20	...
61,00,000 00	...	1,83,000 00	1,83,000 00	1,83,000 00	33,130 53
88,14,500 00	58,960 28	2,86,472 00	3,45,432 28	3,12,301 00	0 75
2,00,00,000 00	22,327 95	6,50,000 00	6,72,327 95	6,58,497 87	13,830 08
10,00,000 00	...	32,500 00	32,500 00	32,500 00	...
80,00,000 00	...	2,60,000 00	2,60,000 00	2,60,000 00	...
17,97,000 00	...	53,910 00	53,910 00	53,910 00	...
4,75,34,000 00	12,694 58	6,57,525 00	6,70,219 58	6,52,683 34	17,536 24
33,00,000 00	...	1,23,750 00	1,23,750 00	1,20,937 48	2,812 52
60,00,000 00	...	2,25,000 00	2,25,000 00	2,25,000 00	...
2,44,14,500 00	1,00,195 00	9,76,580 00	10,76,775 00	10,13,089 80	63,685 20
9,00,000 00	...	2,76,000 00	2,76,000 00	2,76,000 00	...
35,00,000 00	2,317 00	1,40,000 00	1,42,317 00	1,39,140 00	3,177 00
1,10,00,000 00	53,602 83	4,40,000 00	4,93,602 83	4,30,066 43	63,536 40
85,00,000 00	...	3,40,000 00	3,40,000 00	3,40,000 00	...
50,00,000 00	...	2,00,000 00	2,00,000 00	2,00,000 00	...
1,92,49,000 00	49,936 99	7,69,960 00	8,19,896 99	7,47,902 25	71,994 74
70,00,000 00	...	2,80,000 00	2,80,000 00	2,80,000 00	...
1,80,00,000 00	43,514 25	7,20,000 00	7,63,514 25	7,24,300 25	39,214 00
30,00,000 00	...	1,20,000 00	1,20,000 00	1,20,000 00	...
1,15,50,000 00	7,352 00	4,62,000 00	4,69,352 00	4,57,282 00	12,070 00
1,30,00,000 00	...	5,20,000 00	5,20,000 00	5,20,000 00	...
1,14,10,500 00	...	4,84,947 00	4,84,947 00	4,82,317 46	2,629 54
1,00,00,000 00	...	6,37,500 00	6,37,500 00	3,18,750 00	3,18,750 00
2,50,00,000 00	4,68,731 55	62,518 43
1,00,00,000 00	...	12,37,500 00	12,37,500 00	54,541 67	6,51,708 35
30,85,65,000 00	4,24,557 90	1,17,12,869 00	1,21,37,426 90	1,07,14,587 30	4,52,380 50 9,70,459 10
1,45,738 30	...	9,488 35	9,488 35	9,488 35	...
**1,73,423 80	...	9,549 64	9,549 64	9,549 64	...
32,504 28	...	1,790 02	1,790 02	1,790 02	...
94,329 32	...	4,987 31	4,987 31	4,987 31	...
1,28,726 76	...	6,063 14	6,063 14	6,063 14	...
**90,947 30	...	4,165 24	4,165 24	4,165 24	...
77,236 19	...	3,637 89	3,637 89	3,637 89	...
1,51,578 61	...	6,942 06	6,942 06	6,942 06	...
1,28,091 19	...	5,747 31	5,747 31	5,747 31	...
91,046 76	...	5,383 45	5,383 45	5,383 45	...
43,433 45	...	2,568 25	2,568 25	2,568 25	...
44,789 92	...	3,514 34	3,514 34	3,514 34	...
12,01,845 88	...	63,837 00	63,837 00	63,837 00	...
39,34,44,430 11	4,24,557 90	1,53,42,973 27	1,57,67,531 17	1,43,44,691 57	4,52,380 50 9,70,459 10

* To be treated as Savings.

† The provision of interest was made for the half year on the basis of Rs. 5 Crores Loan.

** Balances are transferred to Land Reclamation and Acquisition Fund on 31-3-1958 as per S.C.R. No. 2542 30-1-1957 and C.R. No. 2163 of 7-2-1957.

§§ Inclusive of expenditure booked under statement 'C' for Rs. 38,697.00 and Rs. 5,077.99 shown direct under different service heads.

No.	Particulars of Loans.	Rate of Interest.	Balance due on 1st April 1958.	Amount raised in 1958-59.	Total.	Amount repaid in 1958-59.
1	2	3	4	5	6	7
			Rs. nP.	Rs. nP.	Rs. nP.	Rs. nP.
	Total brought forward ...		35,55,19,654 46	4,00,00,000 00	39,55,19,654 46	20,75,224 35
	Advances from different Funds for purchase of Plant and Machinery					
13	Advance of Rs. 43,200 taken from Net Premia fund in 1941-42.	3 per cent.	3,188 63		3,188 63	3,188 63
14	Advance of Rs. 1,08,567-31 taken from Net Premia fund in 1946-47.	3 per cent.	41,710 91		41,710 91	7,225 67
15	Advance of Rs. 97,972-25 taken from Net Premia fund in 1947-48.	3 per cent.	10,275 51		10,275 51	10,275 51
16	Advance of Rs. 93,034-84 taken from Net Premia fund in 1948-49.	3 per cent.	32,507 23		32,507 23	7,773 78
17	Advance of Rs. 1,23,619-16 taken from Net Premia fund in 1949-50.	3 per cent.	53,232 49		53,232 49	10,027 03
18	Advance of Rs. 53,323-69 taken from Fire & Accident Insurance fund in 1949-50.	3 per cent.	27,826 91		27,826 91	3,632 19
19	Advance of Rs. 3,04,224-80 taken from Net Premia Fund in 1953-54.	4 per cent.	65,705 18		65,705 18	65,705 18
20	Advance of Rs. 4,36,209-86 taken from Fire and Accident Insurance Fund in 1953-54.	4 per cent.	94,214 13		94,214 13	94,214 13
21	Advance of Rs. 23,000 taken from K. E. M. Hospital and G. S. M. College Equipment Fund in 1953-54.	4 per cent.	4,965 26		4,965 26	4,965 26
22	Advance of Rs. 3,26,210-25 taken from Hospital Fund in 1953-54.	4 per cent.	70,456 03		70,456 03	70,456 03
23	Advance of Rs. 2,961-25 taken from Slum Service Fund in 1953-54.	4 per cent.	636 08		636 08	636 08
24	Advance of Rs. 43,929-47 taken from Garden Fund in 1953-54.	4 per cent.	9,487 15		9,487 15	9,487 15
25	Advance of Rs. 2,39,815-37 taken from Depreciation Fund for replacement of Plant and Machinery in 1953-54.	4 per cent.	51,797 34		51,797 34	51,797 34
26	Advance of Rs. 2,65,452-75 taken from Plant and Machinery Depreciation Fund in 1953-54.	4 per cent.	57,334 04		57,334 04	57,334 04
27	Advance of Rs. 71,817-25 taken from Pre-cast Concrete Slab Pavement Renewal Fund in 1953-54.	4 per cent.	15,507 83		15,507 83	15,507 83
28	Advance of Rs. 1,909-44 taken from G.S.M. College and K.E.M. Hospital Research Fund in 1953-54.	4 per cent.	1,059 48		1,059 48	1,059 48
29	Advance of Rs. 1,49,539-12 taken from Renewal of Road Surface Fund in 1953-54.	4 per cent.	32,296 64		32,296 64	32,296 64
30	Advance of Rs. 12,513-53 from the Net Premia Fund in 1954-55.	4 per cent.	5,301 23		5,301 23	2,598 95
31	Advance of Rs. 1,11,429-01 from Municipal Fire & Accident Insurance Fund in 1954-55.	4 per cent.	47,208 86		47,208 86	23,141 64
32	Advance of Rs. 21,586-77 from Hospital Fund in 1954-55.	4 per cent.	9,145 58		9,145 58	4,483 18
33	Advance of Rs. 98,061-50 from Slum Service Fund in 1954-55.	4 per cent.	41,543 30		41,543 30	20,366 27
34	Advance of Rs. 18,541-59 from Garden Fund in 1954-55.	4 per cent.	7,855 35		7,855 35	3,850 79
35	Advance of Rs. 1,15,656-25 from Depreciation Fund for replacement of Plant and Machinery Purchased out of Loan Funds in 1954-55.	4 per cent.	48,998 40		48,998 40	24,020 06
36	Advance of Rs. 1,62,294-81 from Plant and Machinery Depreciation Fund in 1954-55.	4 per cent.	68,758 60		68,758 60	33,705 66
37	Advance of Rs. 35,575-56 from Precast Concrete Slab Pavement Renewal Fund in 1954-55.	4 per cent.	15,069 87		15,069 87	7,389 20
	Total Carried over ...		8,16,082-03		8,16,082-03	5,63,137-72
	Total Carried over ...		35,55,19,654 46	4,00,00,000 00	39,55,19,654 46	20,75,224 35

No. 11—contd.

Balance due on 31st March 1959.	Interest outstanding on 1st April 1958	Interest payable in 1957-59	Total Interest due.	Deduct-Interest paid by the State Bank of India and in Office.	Outstanding Balance on 31st March 1959
6	9	10	11	12	13
Rs. nP.	Rs. nP.	Rs. nP.	Rs. nP.	Rs. nP.	Rs. nP.
39,34,44,430 11	4,24,557 90	1,53,42,973 27	1,57,67,531 17	1,43,44,691 57	4,52,380 50 *9,70,459 10
---	---	95 66	95 66	95 66	
34,485 24	---	1,251 33	1,251 33	1,251 33	
---	---	308 27	308 27	308 27	
24,733 45	---	975 22	975 22	975 22	
43,205 46	---	1,596 97	1,596 97	1,596 97	
24,194 72	---	834 81	834 81	834 81	
---	---	2,628 21	2,628 21	2,628 21	
---	---	3,768 57	3,768 57	3,768 57	
---	---	198 61	198 61	198 61	
---	---	2,818 24	2,818 24	2,818 24	
---	---	25 44	25 44	25 44	
---	---	379 49	379 49	379 49	
---	---	2,071 89	2,071 89	2,071 89	
---	---	2,293 36	2,293 36	2,293 36	
---	---	620 31	620 31	620 31	
---	---	42 38	42 38	42 38	
---	---	1,291 87	1,291 87	1,291 87	
2,702 28	---	212 05	212 05	212 05	
24,067 22	---	1,888 36	1,888 36	1,888 36	
4,662 40	---	365 82	365 82	365 82	
**21,177 03	---	1,661 73	1,661 73	1,661 73	
**4,004 56	---	314 21	314 21	314 21	
**24,978 34	---	1,959 94	1,959 94	1,959 94	
35,052 94	---	2,750 34	2,750 34	2,750 34	
**7,680 67	---	602 80	602 80	602 80	
2,50,944-31	---	30,955-88	30,955-88	30,955-88	
39,34,44,430 11	4,24,557 90	1,53,42,973 27	1,57,67,531 17	1,43,44,691 57	4,52,380 50 *9,70,459 10

* To be treated as savings.

** Balances are transferred to Land Reclamation and Acquisition Fund on 31-3-1958 as per S.C.R. No. 2542 of 30-1-1957, and C.R. No. 1623 of 7-2-1957.

No.	Particulars of Loans	Rate of Interest	Balance due on 1st April 1958.		Amount raised in 1958-59.		Total.	Amount repaid in 1958-59.		
			Rs.	nP.	Rs.	nP.		Rs.	nP.	
1	2	3	4		5		6		7	
	Total brought forward ...		35,55,19,654	46	4,00,00,000	00	39,55,19,654	46	20,75,224	35
	Advances brought forward ...		8,16,082	03			8,16,082	03	5,65,137	72
38	Advance of Rs. 39-00 from G. S. M. College and K. E. M. Hospital Reserach Fund in 1954-55 ...	4 per cent.	15	76			15	76	8	37
39	Advance of Rs. 2,43,019-81 from Renewal of Road Surfaces Fund in 1954-55 ...	4 per cent.	1,02,959	30			1,02,959	30	50,470	63
40	Advance of Rs. 2,99,153-00 from the Net Premia Fund. in 1955-56 ...	4 per cent.	1,86,479	96			1,86,479	96	59,738	80
41	Advance of Rs. 2,83,210-90 from Municipal Fire and Accident Insurance Fund. in 1955-56 ...	4 per cent.	1,76,542	22			1,76,542	22	58,555	31
42	Advance of Rs. 86,422-25 from Hospital Fund. in 1955-56 ...	4 per cent.	53,871	77			53,871	77	17,258	13
43	Advance of Rs. 41,655-12 from Slum Service Fund. in 1955-56 ...	4 per cent.	25,965	95			25,965	95	18,318	36
44	Advance of Rs. 65,979-77 from Garden Fund. in 1955-56 ...	4 per cent.	41,128	88			41,128	88	13,175	85
45	Advance of Rs. 2,18,692-81 from Depreciation Fund for replacement of Plant and Machinery Purchased out of Loan Funds. in 1955-56 ...	4 per cent.	1,36,325	22			1,36,325	22	43,670	99
46	Advance of Rs. 3,41,793-94 from Plant and Machinery Depreciation Fund. in 1955-56 ...	4 per cent.	2,13,059	24			2,13,059	24	68,254	63
47	Advance of Rs. 93,893-25 from Precast Concrete Slab Pavement Renewal Fund. in 1955-56 ...	4 per cent.	58,529	32			58,529	32	18,749	83
48	Advance of Rs. 4,030-50 from G. S. M. College and K.E.M. Hospital Equipment Fund in 1955-56 ...	4 per cent.	2,511	18			2,511	18	805	55
49	Advance of Rs. 1,356-75 from Renewal of Road Surfaces Fund in 1955-56 ...	4 per cent.	845	24			845	24	271	19
50	Advance of Rs. 52,538-25 from, Net Premia Fund in 1956-57 ...	4 per cent.	42,837	78			42,837	78	10,088	49
51	Advance of Rs. 1,37,489-44 from Municipal Fire and Accident Insurance Fund in 1956-57 ...	4 per cent.	1,12,105	02			1,12,105	02	26,399	80
52	Advance of Rs. 6,809-25 from K.E. M. Hospital and G. S. M. College Equipment Fund in 1956-57 ...	4 per cent.	5,551	62			5,551	62	1,307	93
53	Advance of Rs. 1,82,225-81 from Hospital Fund in 1956-57 ...	4 per cent.	1,48,581	84			1,48,581	84	34,989	73
54	Advance of Rs. 19,059-86 from Slum-Service Fund in 1956-57 ...	4 per cent.	15,540	25			15,540	25	3,660	39
55	Advance of Rs. 581-50 from Garden Fund in 1956-57 ...	4 per cent.	473	76			473	76	112	05
56	Advance of Rs. 15,141-25 from Depreciation Fund for replacement of Plant and Machinery purchased out of Loan Funds. in 1956-57 ...	4 per cent.	12,344	90			12,344	90	2,908	20
57	Advance of Rs. 3,20,000-06 from Plant and Machinery Depreciation Fund. in 1956-57 ...	4 per cent.	2,60,927	46			2,60,927	46	61,445	90
58	Advance of Rs. 43,008-11 from Precast concrete slabs Pavement Renewal Fund in 1956-57 ...	4 per cent.	35,067	43			35,067	43	8,258	30
59	Advance of Rs. 80,213-89 from G.S.M. College and K.E.M. Hospital Research Fund. in 1956-57 ...	4 per cent.	65,404	45			65,404	45	15,401	8
60	Advance of Rs. 22,081-81 from Renewal of Road Surfaces Fund. in 1956-57 ...	4 per cent.	18,005	08			18,005	08	4,239	80
61	Advance of Rs. 1,91,139-05 from Net Premia Fund in 1957-58 ...	4 per cent.	1,91,139	05			1,91,139	05	35,113	59
62	Advance of Rs. 45,237-65 from Municipal Fire and Accident Insurance Fund in 1957-58 ...	4 per cent.	45,237	65			45,237	65	8,310	40
63	Advance of Rs. 2,16,430-01 from Hospital Fund in 1957-58 ...	4 per cent.	2,16,430	01			2,16,430	01	39,759	72
64	Advance of Rs. 13,125-19 from Slum Service Fund in 1957-58 ...	4 per cent.	13,125	19			13,125	19	2,411	18
65	Advance of Rs. 1,830-46 from Garden Fund in 1957-58 ...	4 per cent.	1,830	46			1,830	46	336	21
66	Advance of Rs. 18,302-81 from Depreciation Fund for replacement of Plant and Machinery purchased out of Loan Funds in 1957-58 ...	4 per cent.	18,302	81			18,302	81	3,362	13
	Total ...		30,17,220	83			30,17,220	83	11,60,521	00
			35,55,19,654	46	4,00,00,000	00	39,55,19,654	46	20,75,224	35

No. 11—(Contd.)

Balance due on 31st March 1959.		Interest outstanding on 1st April 1958.		Interest payable in 1958-59.		Total Interest due.		Deduct-Interest paid by the State Bank of India and in Office.		Outstanding Balance on 31st March 1959.	
8		9		10		11		12		13	
Rs.	nP.	Rs.	nP.	Rs.	nP.	Rs.	nP.	Rs.	nP.	Rs.	nP.
39,34,44,430	11	4,24,557	90	1,53,42,973	27	1,57,67,531	17	1,43,44,691	57	4,52,380	50
										* 9,70,459	10
2,50,944	31			19,908	76	19,908	76	19,908	76		
7	39			0	63	0	63	0	63		
**52,488	67			4,118	37	4,118	37	4,118	37		
1,26,741	16			7,459	20	7,459	20	7,459	20		
1,19,986	91			7,061	69	7,061	69	7,061	69		
36,613	64			2,154	87	2,154	87	2,154	87		
**17,647	59			1,038	64	1,038	64	1,038	64		
**27,953	03			1,645	15	1,645	15	1,645	15		
**92,654	23			5,453	01	5,453	01	5,453	01		
1,44,804	61			8,522	37	8,522	37	8,522	37		
**39,779	49			2,341	17	2,341	17	2,341	17		
1,705	63			100	45	100	45	100	45		
**574	05			33	81	33	81	33	81		
32,749	29			1,713	51	1,713	51	1,713	51		
85,705	22			4,484	20	4,484	20	4,484	20		
4,243	69			222	07	222	07	222	07		
1,13,592	11			5,943	27	5,943	27	5,943	27		
**11,879	86			621	61	621	61	621	61		
**361	71			18	95	18	95	18	95		
**9,436	70			493	80	493	80	493	80		
1,99,481	56	...		10,437	10	10,437	10	10,437	10	...	
26,809	13	...		1,402	70	1,402	70	1,402	70	...	
50,002	63	...		2,616	18	2,616	18	2,616	18	...	
**13,765	28	...		720	20	720	20	720	20	...	
1,56,025	46	...		8,123	41	8,123	41	8,123	41	...	
36,927	25	...		1,922	60	1,922	60	1,922	60	...	
1,76,670	29	...		9,198	28	9,198	28	9,198	28	...	
10,714	01	...		557	82	557	82	557	82	...	
1,494	25	...		77	79	77	79	77	79	...	
14,940	68	...		777	87	777	87	777	87	...	
18,56,699	83			1,20,216	60	1,20,216	60	1,20,216	60		
39,34,44,430	11	4,24,557	90	1,53,42,973	27	1,57,67,531	17	1,43,44,691	57	4,52,380	50
										* 9,70,459	10

* To be treated as savings.

** Balances are transferred to Lanunder Corporation Reclamation and Acquisition Fund on 31-3-58 under as per S.C.R. No. 2542 of 30-1-57 and C.R. No. 1623 of 17-2-57.

No.	Particulars of Loans	Rate of Interest	Balance due on 1st April 1958	Amount raised in 1958-59	Total	Amount repaid in 1958-59
1	2	3	4	5	6	7
		Rs. nP.	Rs. nP.	Rs. nP.	Rs. nP.	Rs. nP.
	Total brought forward ...		35,55,19,654 46	4,00,00,000 00	39,55,19,654 46	20,75,224 35
	Advances brought forward ...		30,17,220 83		30,17,220 83	11,60,521 00
67	Advance of Rs. 7,16,592-29 from Plant and Machinery Depreciation Fund in 1957-58	4½ per cent.	7,16,592 29		7,16,592 29	1,31,642 83
68	Advance of Rs. 53,706-12 from Precast Concrete Slabs Pavement Renewal Fund	4½ per cent.	53,706 12		53,706 12	9,866 49
69	Advance of Rs. 93,000-00 from G. S. M. College and K. E. M. Hospital Research Fund in 1957-58.	4½ per cent.	93,000 00		93,000 00	17,084 50
70	Advance of Rs. 13,000-00 from G. S. M. College and K. E. M. Hospital Equipment Fund in 1957-58.	4½ per cent.	13,000 00		13,000 00	2,388 50
71	Advance of Rs. 12,917-70 from Renewal of Road Surfaces Fund in 1957-58.	4½ per cent.	12,917 70		12,917 70	2,373 00
72	Advance of Rs. 9,21,505.80 from Net Premia Fund in 1958-59.	4½ per cent.	9,21,505 80	9,21,505 80
73	Advance of Rs. 1,56,200.75 from Municipal Fire and Accident Insurance Fund in 1958-59.	4½ per cent.	1,56,200 75	1,56,200 75
74	Advance of Rs. 2,18,656.31 from Hospital Fund in 1958-59.	4½ per cent.	2,18,656 31	2,18,656 31
75	Advance of Rs. 56,324.50 from Plant and Machinery Depreciation Fund in 1958-59.	4½ per cent.	56,324 50	56,324 50
76	Advance of Rs. 1,53,672.78 from Land Reclamation and Acquisition Fund in 1958-59.	4½ per cent.	1,53,672 78	1,53,672 78
	Total ...		39,06,436 94	15,06,360 14	54,12,797 08	13,23,876 32
	Advances from Net Premia Fund for meeting expenditure on Renewal of Road Surface for which no provision exists in the Renewal of Road Surfaces Fund—					
77	Advance of Rs. 26,072-62 taken in 1943-44	3 per cent.	2,120 57		2,120 57	2,120 57
78	Advance of Rs. 38,571-44 taken in 1944-45	3 per cent.	6,182 29		6,182 29	3,045 53
79	Advance of Rs. 94,206-44 taken in 1945-46	3 per cent.	22,298 10		22,298 10	7,224 06
80	Advance of Rs. 41,427-37 taken in 1946-47	3 per cent.	28,809 38		28,809 38	1,363 72
81	Advance of Rs. 2,10,967-50 taken in 1947-48	3 per cent.	80,932 93		80,932 93	15,244 01
82	Advance of Rs. 6,962-19 taken in 1948-49	3 per cent.	3,151 23		3,151 23	489 46
83	Advance of Rs. 69-25 taken in 1949-50	3 per cent.	34 23		34 23	4 97
84	Advance of Rs. 5,83,395-81 taken in 1950-51	3½ per cent.	3,45,617 42		3,45,617 42	38,525 43
85	Advances of Rs. 2,04,259-50 taken in 1951-52.	3½ per cent.	1,35,759 51		1,35,759 51	12,961 02
86	Advance of Rs. 1,24,962-19 taken in 1952-53.	4 per cent.	91,156 26		91,156 26	7,593 75
87	Advance of Rs. 1,74,169-50 taken in 1953-54.	4 per cent.	1,37,232 88		1,37,232 88	10,175 68
88	Advance of Rs. 1,23,479-73 taken in 1954-55	4 per cent.	1,04,229 40		1,04,229 40	6,936 82
	Total ...		9,57,524 20		9,57,524 20	1,05,685 02
	Advances from Net Premia Fund for the purchase of Indian Military Hospital at Dharavi					
89	Advance of Rs. 1,11,105-25 taken in 1948-49	3 per cent.	12,528 92		12,528 92	12,528 92
90	Advance of Rs. 1,85,903-97 taken in 1949-50	3 per cent.	41,698 00		41,698 00	20,543 09
91	Advance of Rs. 45,012-19 taken in 1950-51	3½ per cent.	15,039 65		15,039 65	4,856 21
92	Advance of Rs. 1028-69 taken in 1951-52	3½ per cent.	452 41		452 41	109 03
	Total ...		69,718 98		69,718 98	38,037 25
	Total Advances from Special Funds ...		49,33,680 12	15,06,360 14	64,40,040 26	14,67,598 59
	Grand Total ...		36,04,53,334 58	4,15,06,360 14	40,19,59,694 72	35,42,822 94

G. V. DAMLE,
Chief Accountant.

No. 11—(Concl.)

Balance due on 31st March 1959		Interest outstanding on 1st April 1958		Interest payable in 1958-59		Total Interest due		Deduct-Interest paid by the State Bank of India and in Office		Outstanding Balance on 31st March 1959	
8		9		10		11		12		13	
Rs.	nP.	Rs.	nP.	Rs.	nP.	Rs.	nP.	Rs.	nP.	Rs.	nP.
39,94,44	11	4,24,557	90	1,53,42,973	27	1,57,67,531	17	1,43,44,691	57	4,52,380	50
18,56,699	83	1,20,216	60	1,20,216	60	1,20,216	60
5,84,949	46	30,455	17	30,455	17	30,455	17
49,839	63	2,282	51	2,282	51	2,282	51
79,915	58	3,952	50	3,952	50	3,952	50
10,611	50	552	50	552	50	552	50
10,544	70	549	00	549	00	549	00
9,21,505	80
1,56,200	75
2,18,656	31
56,324	50
1,53,672	78
40,88,920	76	1,58,008	28	1,58,008	28	1,58,008	28
...	63	62	63	62	63	62
3,196	76	185	47	185	47	185	47
15,074	04	668	94	668	94	668	94
27,445	68	864	28	864	28	864	28
65,688	92	2,427	99	2,427	99	2,427	99
2,661	77	94	54	94	54	94	54
29	26	1	03	1	03	1	03
3,07,091	99	11,232	57	11,232	57	11,232	57
1,22,798	49	5,090	98	5,090	98	5,090	98
83,562	51	3,646	25	3,646	25	3,646	25
1,27,057	29	5,489	32	5,489	32	5,489	32
97,292	58	4,169	18	4,169	18	4,169	18
8,51,839	18	33,934	17	33,934	17	33,934	17
...	375	87	375	87	375	87
21,154	91	1,250	91	1,250	91	1,250	91
10,183	44	488	79	488	79	488	79
343	58	16	97	16	97	16	97
81,681	73	2,132	54	2,132	54	2,132	54
49,72,441	67	1,94,074	99	1,94,074	99	1,94,074	99
39,84,16,871	78	4,24,557	90	1,55,37,048	26	1,59,61,606	16	1,45,38,766	56	4,52,380	50
										9,70,459	10

* To be treated as savings.

V. L. GIDWANI,
Municipal Commissioner.

Appendix No. 12
WATER WORKS ACCOUNT
Revenue Account for the year ended 31st March 1959

INCOME.	Rs.	EXPENDITURE.	Rs.
Water Tax and other Miscellaneous Water Works Revenue— <i>Vide</i> details in (Appendix—No.3) ... This includes Rs. 1,77,95,740 being the amount of Water Tax by measurement, realised during 1958-59 as shown in the following statement:—	2,55,24,596	Maintenance (<i>vide</i> appendix No. 4) ... Proportionate share of General Superintendence (1/3th Proportion of) ... Assessment and Collection Charges (3/10th Proportion of) ... Provident Fund and Pension, etc., charges ... Dearness Allowance ... New Works ... Income Tax on Income derived by the Municipality for supply of water to areas outside Municipal Jurisdiction ... Provision for equalisation of Debt charges.	44,22,594 4,03,007 4,30,696 2,42,421 ... 42,855 26,274 16,65,820
		Total, Expenditure ...	72,33,667
		Surplus Carried down ...	1,82,90,929
Total Rs. ...	2,55,24,596	Total Rs. ...	2,55,24,596

Appendix No. 12

WATER WORKS ACCOUNT

Net Revenue Account for the year ended 31st March 1959

	Rs.		Rs.
Surplus brought down ...	1,82,90,929		
		Interest on Water Works Loans (Debt)	
		<i>Due to Government—</i>	
		Rs. 100 Lakhs Loan from Government for V.C.T. Scheme on 17-11-1953 ...	3,82,947
		Rs. 100 Lakhs Loan from Government for V.C.T. Scheme on 4-3-1954 ...	3,82,947
		Rs. 100 Lacs Loan from Government for V.C.T. Scheme on 29-6-1954 ...	3,94,126
		Rs. 100 Lacs Loan from Government for V.C.T. Scheme on 19-10-1954 ...	3,94,126
		Rs. 100 Lacs Loan from Government for V.C.T. Scheme on 7-6-1955 ...	4,04,848
		Rs. 100 Lacs Loan from Government for V.C.T. Scheme on 30-12-1955 ...	4,04,848
		Rs. 50 Lacs Loan from Government for V.C.T. Scheme on 27-3-1956 ...	2,02,425
		Rs. 100 Lacs Loan from Government for V.C.T. Scheme on 27-11-1956 ...	4,00,000
		Rs. 100 Lacs Loan from Government for V.C.T. Scheme on 27-11-1957 ...	4,00,000
		Rs. 50 Lacs Loan from Government for V.C.T. Scheme on 17-3-1958 ...	2,08,000
			35,66,267
		<i>Due to the Public—</i>	
		Rs. 70 Lakhs for Reduplication of the Tansa Main & other Auxiliary Works ...	82,098
		Rs. 160 Lakhs for Improvement of the water supply in Bombay ...	2,970
		Rs. 37 Lakhs Loan ...	2,115
		Rs. 9 Lakhs Loan ...	4,919
		Rs. 24½ Lakhs Loan (1936-37) ...	16,258
		Rs. 30 Lakhs Loan (1937-38) ...	26,048
		Rs. 30 Lakhs Loan (1938-39) ...	27,819
		Rs. 64 Lakhs Loan (1939-40) ...	22,408
		Rs. 48 Lakhs Loan (1940-41) ...	24,189
		Rs. 25 Lakhs Loan (1941-42) ...	41,495
		Rs. 20 Lakhs Loan (1943-44) ...	22,805
		Rs. 22 Lakhs Loan (1944-45) ...	39,919
		Rs. 25 Lakhs Loan (1945-46) ...	56,790
		Rs. 54 Lakhs Loan (1946-47) ...	1,12,703
		Rs. 61 Lakhs Loan (1948-49) ...	63,468
		Rs. 80 Lakhs Loan (1950-51) ...	77,755
		Rs. 17.97 Lakhs Loan (1950-51) ...	1,782
		Rs. 10 Lakhs Loan (1950-51) ...	11,446
		Rs. 75 Lakhs Loan (1947-48) ...	73,628
		Rs. 1.25 Crores Loan (1949-50) ...	3,12,302
		Rs. 2 Crores Loan (1950-51) ...	5,86,660
		Rs. 175.34,000 Loan (1951-52) ...	6,52,683
		Rs. 33 Lakhs Loan (1951-52) ...	1,20,937
		Rs. 60 Lakhs Loan (1951-52) ...	79,488
		Rs. 2,44,14,500 Loan (1952-53) ...	9,53,338
		Rs. 69 Lakhs Loan (1952-53) ...	1,08,410
		Rs. 35 Lakhs Loan (1952-53) ...	1,01,028
		Rs. 110 Lakhs Loan (1953-54) ...	4,30,066
		Rs. 85 Lakhs Loan (1953-54) ...	1,00,958
		Rs. 50 Lakhs Loan (1953-54) ...	1,89,456
		Rs. 1,92,49,000 Loan (1954-55) ...	6,22,155
		Rs. 180 Lakhs Loan (1955-56) ...	5,10,075
		Rs. 30 Lakhs Loan (1955-56) ...	71,588
		Rs. 1,15,50,000 Lakhs Loan 1956-57 ...	3,82,834
		Rs. 130 Lacs Loan 1956-57 ...	1,78,939
		Rs. 114,05,000 Loan 1957-58 ...	2,32,486
		Rs. 100 Lacs Loan 1957-58 ...	12,974
		Rs. 250 Lacs Loan 1958-59 ...	1,11,499
			64,68,368
		<i>Advances from Special Funds—</i>	
		Rs. 8½ Lakhs Advance from Plant and Machinery Depreciation Fund ...	98
		Rs. 3 Lakhs Advance from Renewal of Road Surfaces Fund ...	430
		Rs. 3.69 Lakhs Advance from Net Premia Fund ...	552
		Rs. 8 Lakhs Advance from Net Premia Fund ...	1,346
		Rs. 3,81,662 Advance from Municipal Fire and Accident Insurance Fund ...	642
		Rs. 43,200 Net Premia Fund ...	15
		Rs. 1,08,567-31 Do. do. ...	1,063
		Rs. 97,972-25 Do. do. ...	219
		Rs. 93,034-84 Do. do. ...	671
		Rs. 1,23,619-16 Do. do. ...	1,596
		Rs. 3,04,224-80 Advance from Net Premia Fund ...	166
		Rs. 4,36,209-86 Advance from Municipal Fire and Accident Insurance Fund ...	2,150
		Rs. 4,909-44 Advance from K. E. M. Hospital Reserach Fund ...	11
		Rs. 12,513-53 Advance from Net Premia Fund ...	148
		Rs. 1,11,429-01 Advance from Municipal Fire Accident Insurance Fund ...	145
		Rs. 2,18,692-81 Advance from Depreciation Fund for replacement of Plant & Machinery purchased out of Loan Funds ...	206
		Rs. 2,99,153-00 Advance from Net Premia Fund ...	94
		Rs. 2,83,210-90 Advance from Municipal Fire and Accident Insurance Fund ...	4,885
		Rs. 3,41,793-94 Advance from Plant and Machinery Depreciation Fund ...	2,481
		Rs. 52,538-25 Advance from Net Premia Fund ...	1,713
		Rs. 13,7,489-44 Advance from Municipal Fire and Accident Insurance Fund ...	4,273
		Rs. 3,20,010-06 Advance from Plant and Machinery Depreciation Fund ...	10,436
		Rs. 15,141-25 Advance from Depreciation Fund for replacement of Plant and Machinery Purchased out of Loan Funds ...	216
		Rs. 1,91,139-05 Advance from Net Premia Fund ...	1,594
		Rs. 45,237-65 Advance from Municipal Fire and Accident Insurance Fund ...	503
		Rs. 7,16,592-29 Advance from Plant and Machinery Depreciation Fund ...	11,497
		Rs. 53,706-12 Advance from Pre-cast Concrete Slabs Pavement Renewal Fund ...	56
		Rs. 13,125-19 Advance from Slum Service Fund ...	197
		Rs. 18,302-81 Advance from Depreciation Fund for replacement of Plant and Machinery purchased out of Loan Funds ...	186
			47,589
Carried forward ...	1,82,90,929	Carried forward ...	1,00,82,224

Appendix No. 12—Concluded
WATER WORKS ACCOUNT

Net Revenue Account for the year ended 31st March 1959—concluded

INCOME— <i>Concl'd.</i>	Rs.	EXPENDITURE— <i>concl'd.</i>	Rs.
Surplus Brought forward Rs.	1,82,90,929	Brought forward ...	1,00,82,224
		Interest Accrued but not paid	
		Accrued interest on Rs. 1,14,10,500 Loan 1957-58	97,444
			97,444
		Commission to the State Bank of India for payment of Interest on the Water Works portion of the different Loans	26,449
		Miscellaneous Loan Charges including Commissions paid to the State Bank of India for drawing interest on Sinking Fund Investments	2,414
			28,863
		Reduction of debt or Investment of Sinking Fund of the following Water Works Loans—	2,74,198
		Rs. 100 Lakhs Loan from Government for financing V.C.T. Schemes, on 17-11-1953	2,74,198
		Rs. 100 Lakhs loan Do do, 4-3-1954	
		Rs. 100 Lakhs Loan from Government for financing V. C. T. Scheme on (29-6-1954)	2,63,019
		Rs. 100 Lakhs Loan from Government for financing V. C. T. Scheme on (9-10-1954)	2,63,019
		Rs. 100 Lakhs Loan from Government for financing V.C.T. Scheme (on 7-6-1955)	2,52,297
		Rs. 100 Lacs Loan from Government for financing V.C.T. Scheme on 30-12-1955	2,52,297
		Rs. 50 Lacs Loan from Government for financing V.C.T. Scheme on 27-3-1956	1,26,148
		Rs. 70 Lakhs Loan for Reduplication of the Tansa Main and other Auxiliary Works	12,531
		Rs. 37 Lakhs Loan	800
		Rs. 24½ Lakhs Loan (1936-37)	11,392
		Rs. 9 Lakhs Loan	2,954
		Rs. 30 Lakhs Loan (1937-38)	18,248
		Rs. 30 Lakhs Loan (1938-39)	19,492
		Rs. 64 Lakhs Loan (1939-40)	15,702
		Rs. 48 Lakhs Loan of (1940-41)	14,526
		Rs. 25 Lakhs Loan of (1941-42)	24,919
		Rs. 20 Lakhs Loan of (1943-44)	13,695
		Rs. 22 Lakhs Loan of (1944-45)	23,975
		Rs. 25 Lakhs Loan of (1945-46)	34,109
		Rs. 54 Lakhs Loan (1946-47)	78,965
		Rs. 75 Lakhs Loan of (1947-48)	47,423
		Rs. 61 Lakhs Loan (1948-49)	44,465
		Rs. 88,14,500 out of 1.25 Crores (1949-50)	1,85,275
		Rs. 2 Crores Loan (1950-51)	9,57,854
		Rs. 80 Lakhs Loan (1950-51)	50,274
		Rs. 17.97 Lakhs Loan (1950-51)	5,183
		Rs. 10 Lakhs Loan (1950-51)	18,936
		Rs. 1,75,34,000 Loan (1951-52)	9,42,751
		Rs. 33 Lakhs Loan (1951-52)	1,77,432
		Rs. 60 Lakhs Loan (1951-52)	1,13,969
		Rs. 2,44,14,500 Loan (1953-54)	15,51,063
		Rs. 69 Lakhs Loan (1952-53)	1,37,887
		Rs. 35 Lakhs Loan (1952-53)	1,71,569
		Rs. 110 Lakhs Loan 1953-54	3,79,084
		Rs. 85 Lakhs Loan 1953-54	86,981
		Rs. 50 Lakhs Loan 1953-54	1,63,227
		Rs. 1,92,49,000 Loan 1954-55	5,53,982
		Rs. 180 Lakhs Loan 1955-56	4,48,244
		Rs. 30 Lacs Loan 1955-56	63,286
		Rs. 1,15,50,000 Loan 1956-57	3,41,928
		Rs. 130 Lacs Loan 1956-57	1,11,085
		Rs. 114,10,500 Loan 1957-58	1,94,581
		8½ Lakhs Advance from Plant and Machinery Depreciation Fund	459
		3 Lakhs Advance from Renewal of Road Surfaces Fund	1,361
		3.69 Lakhs Advance from Net Premia Fund	1,493
		Rs. 8 Lakhs Advance from Net Premia Fund	22,100
		Rs. 3,81,662 Advance from Municipal Fire and Accident Insurance Fund	10,544
		Rs. 43,200 Advance from Net Premia Fund	488
		Rs. 1,08,567.31 Advances from Net Premia Fund	6,133
		Rs. 97,972.25 Advances from Net Premia Fund	7,294
		Rs. 93,034.84 Advances from Net Premia Fund	5,347
		Rs. 1,23,619.16 Advances from Net Premia Fund	10,022
		Rs. 3,04,224.80 Advance from Net Premia Fund	4,137
		Rs. 4,36,209.86 Advance from Municipal Fire and Accident Insurance Fund	53,748
		Rs. 4,909.44 Advance from K. E. M. Hospital Research Fund	272
		Rs. 12,513.53 Advance from Net Premia Fund	1,817
		Rs. 1,11,419.01 Advance from Municipal Fire and Accident Insurance Fund	1,778
		Rs. 2,83,216.90 Advance from Municipal Fire and Accident Insurance Fund	39,124
		Rs. 3,41,793.94 Advance from Plant and Machinery Depreciation Fund	19,868
		Rs. 2,18,692.81 Advance from Depreciation for replacement of Plant and Machinery purchased out of Loan Funds	1,650
		Rs. 2,99,153 Advance from Net Premia Fund	,754
		Rs. 52,538.25 Advance from Net Premia Fund	10,088
		Rs. 1,37,489.44 Advance from Municipal Fire and Accident Insurance Fund	25,156
		Rs. 3,20,010.06 Advance from Plant and Machinery Depreciation Fund	61,441
		Rs. 15,141.25 Advance from Depreciation Fund for replacement of Plant and Machinery purchased out of Loan Funds	1,269
		Rs. 1,91,139.05 Advance from Net Premia Fund	6,891
		Rs. 45,237.65 Advance from Municipal Fire and Accident Insurance Fund	2,175
		Rs. 7,16,592.29 Advance from Plant and Machinery Depreciation Fund	49,697
		Rs. 53,706.12 Advance from Precast concrete Pavement Renewal Fund	243
		Rs. 13,125.19 Advance from Slum Service Fund	852
		Rs. 1,302.81 Advance from depreciation Fund for purchase of Plants and Machinery purchased out of Loan Funds	803
			90,69,971
		Total Debt Charges ...	1,92,78,502
		Deficit—Excess of Expenditure over Income ...	9,87,573
		Total Rs. ...	1,82,90,929

G. V. DAMLE,
Chief Accountant.

V. L. GIDWANI,
Municipal Commissioner

(Supplementary to Appendix 12)

Statement showing the quantity of water by meter supplied under different Sub-heads and the Water Tax by measurement realized at different rates for the uniform quantity of 1,000 gallons, as required by Corporation Resolution No. 6570 of 15th February 1912.

PARTICULARS.	1951-52		1952-53		1953-54.		1954-55		1955-56.		1956-57.		1957-58.		1958-59	
	Gallons.	Amount.	Gallons.	Amount.	Gallons.	Amount.	Gallons.	Amount.	Gallons.	Amount.	Gallons.	Amount.	Gallons.	Amount.	Gallons.	Amount.
1 Hotels	20,78,16,871	Rs. 2,13,143 11 0 Rs. 1 4 0	21,78,65,180	Rs. 2,36,078 9 0 Rs. 1 4 0	18,12,36,809	Rs. 2,03,336 12 0 Rs. 1 4 0	20,38,24,913	Rs. 2,07,251 15 4 Rs. 1 6 0	78,02,00,965	Rs. 1,74,853 12 0 Rs. 1 6 0	19,82,83,200	Rs. 2,47,071 9 0 Rs. 1 6 0	22,31,91,042	Rs. 3,77,751 84 Rs. 1 50	11,72,58,734	Rs. 1,90,197 25 Rs. 1 50
2 Cotton Factories	3,42,60,57,747	Rs. 38,77,633 2 0 Rs. 1 2 0	3,18,39,53,901	Rs. 38,24,189 7 0 Rs. 1 2 0	3,37,70,46,621	Rs. 43,13,596 7 9 Rs. 1 2 0	3,36,51,53,121	Rs. 42,86,019 10 0 Rs. 1 2 0	3,98,88,19,779	Rs. 54,51,899 2 0 Rs. 1 2 0	4,06,69,27,391	Rs. 56,63,001 7 0 Rs. 1 2 0	4,38,77,22,987	Rs. 64,99,994 61 Rs. 1 5	3,56,01,78,769	Rs. 52,81,075 18 Rs. 1 15
3 Flour Mills	2,90,180	Rs. 290 3 0 Rs. 1 2 0	6,62,370	Rs. 745 3 0 Rs. 1 2 0	4,68,690	Rs. 527 4 0 Rs. 1 2 0	26,87,480	Rs. 3,023 6 0 Rs. 1 4 0	1,13,39,418	Rs. 12,772 11 0 Rs. 1 4 0	95,12,835	Rs. 10,840 9 0 Rs. 1 4 0	36,71,352	Rs. 4,383 98 Rs. 1 25	1,20,49,012	Rs. 15,161 26 Rs. 1 25
4 Other Factories	1,01,93,07,851	Rs. 10,77,322 4 0 @ As. 12 0	99,38,23,309	Rs. 11,23,948 1 0 @ As. 12 0	1,17,80,59,569	Rs. 13,39,749 0 0 @ As. 12 0	97,73,67,685	Rs. 11,46,409 0 0 @ As. 12 0	1,9,19,60,000	Rs. 14,86,148 7 9 Rs. 1 2 0	1,18,47,41,880	Rs. 14,14,863 3 0 Rs. 1 2 0	1,06,36,55,538	Rs. 13,33,514 44 Rs. 1 15	1,58,86,33,711	Rs. 18,87,444 14 Rs. 1 15
5 Milch Cattle Stables	9,42,08,200	Rs. 60,935 10 0 @ As. 12 0	5,68,04,970	Rs. 40,709 1 0 @ As. 12 0	5,42,62,470	Rs. 41,914 0 0 @ As. 12 0	3,75,78,186	Rs. 30,783 10 0 @ As. 12 0	2,64,60,170	Rs. 29,551 13 0 @ As. 12 0	3,97,23,310	Rs. 45,639 4 0 @ As. 12 0	2,13,23,070	Rs. 23,655 67 Rs. 0 75	94,11,664	Rs. 11,660 44 Rs. 0 75
6 Government Properties (a)	1,25,53,13,260	Rs. 8,29,588 5 6 @ As. 12 0	1,09,55,06,910	Rs. 8,07,268 9 0 @ As. 12 0	92,44,02,995	Rs. 6,94,911 1 0 @ As. 12 0	1,82,12,19,510	Rs. 13,63,975 2 0 @ As. 12 0	1,19,28,04,290	Rs. 8,94,630 14 0 @ As. 12 0	1,34,20,38,447	Rs. 10,05,696 7 0 @ As. 12 0	1,28,85,94,503	Rs. 9,66,445 93 Rs. 0 75	1,47,78,58,587	Rs. 11,09,516 29 Rs. 0 75
7 Railways	74,33,70,000	Rs. 4,64,606 4 0 14,96,461 2 0	1,03,42,45,560	Rs. 7,69,181 6 0 Rs. 17,46,801 2 0	87,93,39,700	Rs. 6,59,505 3 0 Rs. 13,22,494 12 0	1,05,09,97,350	Rs. 7,88,246 7 0 Rs. 16,89,246 0 0	90,65,76,750	Rs. 6,79,932 9 0 Rs. 18,84,287 7 0	1,03,28,04,916	Rs. 7,73,603 11 0 Rs. 22,32,785 4 0	91,00,79,360	Rs. 6,97,559 95 Rs. 17,41,052 23	1,02,95,94,467	Rs. 7,72,195 85 Rs. 6,30,696 08
8 Port Trust	80,74,43,950	Rs. 14,96,461 2 0 At different rates.	93,32,46,490	Rs. 17,46,801 2 0 At different rates.	58,94,62,800	Rs. 13,22,494 12 0 At different rates.	99,65,78,305	Rs. 16,89,246 0 0 At different rates.	83,74,60,520	Rs. 18,84,287 7 0 At different rates.	94,94,17,889	Rs. 22,32,785 4 0 At different rates.	77,38,00,991	Rs. 17,41,052 23 At different rates.	31,07,70,053	Rs. 6,30,696 08 At different rates.
9 Suburbs (b)	1,61,52,28,490	Rs. 8,55,293 9 0 At different rates.	37,22,87,160	Rs. 2,70,296 6 0 At different rates.	30,23,73,520	Rs. 1,91,265 5 0 At different rates.	11,03,75,100	Rs. 80,361 9 0 At different rates.
10 Miscellaneous (c)	1,23,75,69,476	Rs. 11,38,079 13 0 @ As. 6 0	1,93,94,26,883	Rs. 16,07,321 5 0 @ As. 6 0	2,50,01,91,885	Rs. 21,25,155 13 0 @ As. 6 0	2,11,56,47,979	Rs. 18,37,533 7 0 @ As. 6 0	2,73,17,37,187	Rs. 21,20,648 1 6 At different rates.	3,13,02,98,916	Rs. 25,52,562 11 6 At different rates.	4,18,65,34,532	Rs. 36,32,069 89 Rs. 28,90,000 0 0	4,71,89,33,074	Rs. 40,23,593 01 At
11 Merged area (d)	80,00,00,067	Rs. 3,00,000 0 0	3,03,48,10,000	Rs. 13,18,895 1 0	2,72,84,59,977	Rs. 10,23,172 8 0	3,21,10,01,800	Rs. 12,04,125 11 0	5,11,00,00,000	Rs. 19,10,250 0 0	6,40,00,00,000	Rs. 2,400,000 0 0	6,92,14,30,000	Rs. 28,90,000 0 0	7,30,00,00,000	Rs. 38,72,260 00
Total	11,20,66,06,092	Rs. 1,02,73,353 15 6	12,86,26,32,733	Rs. 1,17,45,434 2 0	12,71,53,05,036	Rs. 1,19,15,628 1 9	13,89,24,31,429	Rs. 1,26,30,975 13 4	16,77,73,59,169	Rs. 1,46,50,974 13 3	16,35,37,48,784	Rs. 1,63,47,064 1 6	19,80,00,03,375	Rs. 1,80,76,428 14	20,04,46,88,071	Rs. 1,77,95,739 52

(a) The rates charged are in accordance with the Water Rules for the respective years.
 (b) The Estimates against these items have been shown under (3) Water Tax (Compounded Charges) (b) Through H. E. as the same have been Transferred to H.E.'s register from that of A & C.
 (c) The rates charged vary from Annas 12 to Rs. 2-6-0 per 1,000 gallons.
 (d) The rates charged vary from Annas 6 to Annas 12 per 1,000 gallons.

Appendix No. 12-A.

WATER WORKS ACCOUNT.

Schedule of Liabilities and Assets at 31st March 1959.

LIABILITIES.	Rs.	ASSETS.	Rs.
I.—DEBT PRINCIPAL—		I.—PROPERTIES—	
<i>Due to Government—</i>			
Rs. 1 Crore Loan from Govt. for V. C. T. Scheme on 17-11-53	87,36,330	Water Works executed out of Loan, Surplus and Reserve Funds (<i>vide</i> Appendix No. 8)	
Rs. 1 Crore Loan from Govt. for V. C. T. Scheme on 4-3-54	87,36,330		
Rs. 1 Crore Loan from Govt. for V. C. T. Scheme on 29-6-54	90,10,528		
Rs. 1 Crore Loan from Govt. for V. C. T. Scheme on 19-10-54	90,10,528		
Rs. 1 Crore Loan from Govt. for V. C. T. Scheme on 7-6-55	92,73,547		
Rs. 1 Crore Loan from Govt. for V. C. T. Scheme on 30-12-55	92,73,547	Out of Loan Reserve Funds—	
Rs. 50 Lakhs Loan from Govt. for V. C. T. Scheme on 27-3-56	46,36,774	Ordinary Works	29,10,43,047
Rs. 1 Crore Loan from Govt. for V. C. T. Scheme on 27-11-56	1,00,00,000		
Rs. 1 Crore Loan from Govt. for V. C. T. Scheme on 23-12-57	1,00,00,000	Tansa Completion Works	4,99,46,291
	50,00,000		
Total	8,36,77,584	Works executed out of Worn-out Water Mains Renewal Fund	
<i>Due to the Public—</i>		Plant and Machinery	29,95,582
Tansa Water Works Loan of 147 Lakhs	10,000		
70 Lakhs Loan for the Reduplication of the Tansa Main and other Auxiliary Works	20,50,737	Less—Written off	20,05,494
160 Lakhs Loan for the improvement of the water-supply in Bombay	60,000		9,90,088
Water Works portion of 37 Lakhs Loan	38,620		
Water Works portion of 40 Lakhs Loan (1928-29)	734		
Water Works portion of the 25 lacs Loan for Sewerage, Road and other Works	93		
Water Works portion of 9 Lakhs Loan	1,40,534		
Water Works portion of 24½ Lakhs Loan (1936-37)	5,36,517		
Water Works portion of 30 Lakhs Loan (1937-38)	8,59,545		
Water Works portion of 30 Lakhs Loan (1938-39)	9,18,028	II.—INVESTMENTS—	
Water Works portion of 64 Lakhs Loan (1939-40)	7,39,529		
Water Works portion of 48 Lakhs Loan (1940-41)	6,84,174	1. State Bank of India—Municipal Loans Sinking Fund Deposit Account —(Water Works portion)	4,77,65,239
Water Works portion of 25 Lakhs Loan (1941-42)	11,73,642		
Water Works portion of 20 Lakhs Loan (1943-44)	6,41,738		
Water Works portion of 22 Lakhs Loan (1944-45)	11,23,417		
Water Works portion of 25 Lakhs Loan (1945-46)	15,98,174		
Water Works portion of 54 Lakhs Loan (1946-47)	37,00,402		
Water Works portion of 75 Lakhs Loan (1947-48)	21,96,613		
Water Works portion of 61 Lakhs Loan (1948-49)	20,83,871		
Water Works portion of 125 lakhs loan (1949-50)	85,15,315		
Water Works portion of 2 Crores Loan (1950-51)	1,73,05,906		
Water Works portion of 17.97 Lacs Loan	58,521		
Water Works portion of 80 Lacs Loan	23,55,959		
Water Works portion 10 lacs Loan	3,40,742		
Water Works portion of Rs. 1,75,34,000 Loan out of Rs. 420 lacs Loan	1,71,64,431		
Water Works portion of Rs. 33 lacs Loan out of Rs. 420 lacs Loan	32,29,875		
Water Works portion of Rs. 60 lacs Loan	20,87,824		
Water Works portion of Rs. 2,44,14,500 Loan (1952-53)	2,20,33,462		
Water Works portion of 69 Lakhs Loan (1952-53)	26,69,481		
Water Works portion of 35 Lakhs Loan (1952-53)	25,00,000		
Water Works portion of 110 Lakhs Loan (1953-54)	1,07,42,192		
Water Works portion of 85 Lakhs Loan (1953-54)	24,86,030		
Water Works portion of 50 Lakhs Loan (1953-54)	46,65,185		
Water Works portion of Rs. 1,92,49,000 Lakhs Loan (1954-55)	1,57,72,361		
Water Works portion of Rs. 180 Lakhs Loan (1955-56)	1,23,91,882		
Water Works portion of Rs. 30 Lakhs Loan (1955-56)	17,53,767		
Water Works portion of Rs. 1,15,50,000 Loan (1956-57)	95,12,982		
Water Works portion of Rs. 130 lacs Loan (1956-57)	44,06,397		
Water Works portion of Rs. 1,14,10,500 Loan (1957-58)	59,35,358		
Water Works portion of Rs. 100 lacs Loan (1957-58)	66,87,582		
Water Works portion of Rs. 250 lacs Loan (1958-59)	28,00,000		
Water Works portion of Rs. 100 lacs Loan (1958-59)	10,43,964		
Total	17,50,15,584		
Carried over	86,93,168	Carried over	38,97,44,665
	1,82,90,929	Total Rs.	1,82,90,929

G. V. DAMLE,
Chief Accountant.

V. L. GIDWANI,
Municipal Commissioner

Appendix No. 12-A.

WATER WORKS ACCOUNT—Concl'd.

Schedule of Liabilities and Assets at 31st March 1959.

LIABILITIES.		Rs.	ASSETS.		Rs.
Brought over		25,86,93,168	Brought over		38,97,44,665
<i>Advances from Special Funds—</i>					
Rs. 8½ Lakhs Advance from Plant and Machinery Depreciation Fund	...	1,510	3. State Bank of India—Net Premia on different Municipal Loans Deposit Account (<i>vide note</i> * to Appendix No. 6)	...	29,75,211
Rs. 3 Lakhs Advance from Renewal of Road Surfaces Fund	...	9,394			
Rs. 3.69 Lakhs Advance from Net Premia Fund	...	12,299			
Rs. 8 Lakhs Advance from Net Premia Fund	...	22,764			
Rs. 3,81,662 Lakhs Advance from Municipal Fire and Accident Insurance Fund	...	10,856			
		56,823			
Rs. 1,08,567.31 advance from Net premia Fund for purchase of Plant and Machinery in 1946-47	...	29,286			
Rs. 93,034.84 Advance from Net Premia Fund for purchase of Plant and Machinery in 1948-49	...	17,009			
Rs. 1,23,619.16 Advance from Net Premia Fund for purchase of Plant and Machinery in 1949-50.	...	43,180			
Rs. 12,513.53 Advance from Net Premia Fund	...	1,890			
Rs. 1,11,429.01 Advance from Municipal Fire and Accident Insurance Fund.	...	1,849			
Rs. 2,99,153 Advance from Net Premia Fund	...	1,600			
Rs. 2,83,210.90 Advance from Municipal Fire and Accident Insurance Fund	...	83,002			
Rs. 2,18,692.81 Advance from depreciation fund for replacement of Plant and Machinery	...	3,504			
Rs. 3,41,793.94 Advance from Plant and Machinery depreciation Fund	...	42,151			
Rs. 52,538.25 Advance from Net Premia Fund in 1956-57	...	32,747			
Rs. 1,37,489.44 Advance from Municipal Fire and Accident Insurance Fund in 1956-57)	...	81,670			
Rs. 15,141.25 Advance from Depreciation Fund for replacement of Plant and Machinery purchased out of Loan Funds in 1956-57	...	4,118			
Rs. 3,20,010.06 Advance from Plant and Machinery Depreciation Fund in 1956-57	...	1,99,463			
Rs. 1,91,139.05 Advance from Net Premia Fund in 1957-58	...	80,466			
Rs. 45,237.65 Advance from Municipal Fire and Accident Insurance Fund in 1957-58	...	14,365			
Rs. 7,16,592.29, Advance from Plant and Machinery Depreciation Fund in 1957-58	...	1,86,732			
Rs. 53,706.12 Advance from Precast Concrete Slab Pavement Renewal Fund in 1957-58	...	3,580			
Rs. 18,302.81 Advance from Depreciation Fund for Purchase of Plant and Machinery out of Loan Funds in 1957-58	...	2,113			
Rs. 13,125.19 Advance from Slum Service Fund in 1957-58	...	10,714			
Rs. 9,21,505.80 Advance from Net. Premia Fund	...	2,64,410			
Rs. 56,324.50 Advance from Plant and Machinery Depreciation Fund	...	811			
Rs. 1,53,672.78 Advance from Land (Reclamation & Acquisition) Fund...	...	21,265			
		11,25,925			
II.—SINKING FUNDS ON MUNICIPAL LOANS (invested as per contra)	...	4,77,65,239			
II.—SPECIAL FUNDS— Net Premia Fund (invested as per contra)	...	29,75,211			
IV.—CAPITAL ACCOUNT— General Reserve being Assets in excess of Liabilities	8,41,09,004				
Less—Assets Written off	20,05,494				
		8,21,03,510			
Total	...	39,27,19,876	Total	...	39,27,19,876

G. V. DAMLE,
Chief Accountant.

V. L. GIDWANI,
Municipal Commissioner.

Appendix No. 13
MARKETS AND SLAUGHTER HOUSES ACCOUNT
Revenue Account for the year ended 31st March 1959

INCOME.	Rs.	EXPENDITURE.	Rs.
Income for the year— <i>vide</i> details in Appendix No. 3	40,67,454	Maintenance Charges of—including Refrigerator charges <i>vide</i> Appendix No. 4—	17,10,231
		Provident Fund and Pension etc., charges	61,196
		Proportion of General Supervision	75,071
		Dearness Allowance	35,116
		New Works out of Current Revenue	18,81,614
		Total Expenditure	21,85,840
		Surplus carried down	40,67,454
	40,67,454	Total Rs.	40,67,454

Appendix No. 13—(Contd.)
MARKETS AND SLAUGHTER HOUSES ACCOUNT
Net Revenue Account for the year ended 31st March 1959

Rs.-	Interest on Loans	Rs.
Surplus brought down ...		21,85,840
	Due to Government—	
	<i>Due to public—</i>	
	Rs. 24½ Lakhs Loan	848
	Rs. 30 Lakhs Loan (1937-38)	2,329
	Rs. 30 Lakhs Loan (1938-39)	4,466
	Rs. 48 Lakhs Loan (1940-41)	4,852
	Rs. 25 Lakhs Loan (1941-42)	2,681
	Rs. 20 Lakhs Loan (1943-44)	591
	Rs. 22 Lakhs Loan (1944-45)	847
	Rs. 25 Lakhs Loan (1945-46)	425
	Rs. 54 Lakhs Loan (1946-47)	27
	Rs. 61 Lakhs Loan (1948-49)	1,085
	Rs. 75 Lakhs Loan (1947-48)	3,980
	Rs. 80 Lakhs Loan (1950-51)	15,562
	Rs. 60 Lakhs Loan (1951-52)	9,300
	Rs. 69 Lakhs Loan (1952-53)	2,126
	Rs. 85 Lakhs Loan (1953-54)	1,012
	Rs. 70 Lakhs Loan 1954-55	15,608
	Rs. 180 Lakhs Loan 1955-56	3,246
	Rs. 130 Lakhs Loan 1956-57	15,142
	Rs. 250 Lacs Loan 1958-59	17,651
	Rs. 60 Lacs Loan out of Rs. 100 Lacs Loan 1958-59	2,054
		1,03,832
	Advance from Special Funds—	
	Rs. 8½ Lakhs Advance from Plant and Machinery Depreciation Fund	512
	Rs. 93,034-84 Advance from Net Premia Fund for purchase of Plant & Machinery	197
	Rs. 53,323-69 Advance from Municipal Fire and Accident Insurance Fund	835
	Rs. 4,36,209-86 Advance from Municipal Fire and Accident Insurance Fund	229
	Rs. 71,817-25 Advance from Precast Concrete Slabs Pavement Renewal Fund	552
	Rs. 2,39,815-37 Advance from Depreciation Fund for replacement of Plant and Machinery purchased out of Loan Fund	173
	Rs. 41,655-12 Advance from Slum Service Fund	1
	Rs. 19,059.86 Advance from Slum Service Fund	580
	Rs. 12,917-70 Advance from Renewal of Road Surfaces Fund	128
	Rs. 53,706-12 Advance from Precast Concrete Slabs Pavement Renewal Fund	18
	Rs. 18,30-81 Advance from Depreciation Fund for replacement of Plant and Machinery purchased out of Loan Funds	2
		3,227
	Commission to the State Bank of India for the payment of Interest on the portions of the different Loans	41
	Miscellaneous Loan Charges including Commission paid to the State Bank of India for drawing interest on Sinking Fund Investments	25
		66
	Reduction of Debt or Investment of Sinking Fund	
	Rs. 24½ Lakhs Loan	593
	Rs. 30 Lakhs Loan (1937-38)	1,631
	Rs. 30 Lakhs Loan (1938-39)	3,129
	Rs. 48 Lakhs Loan (1940-41)	2,914
	Rs. 25 Lakhs Loan (1941-42)	1,609
	Rs. 20 Lakhs Loan (1943-44)	355
	Rs. 22 Lakhs Loan (1944-45)	509
	Rs. 25 Lakhs Loan (1945-46)	255
	Rs. 54 Lakhs Loan (1946-47)	19
	Rs. 61 Lakhs Loan (1948-49)	760
	Rs. 75 Lakhs Loan (1947-48)	2,563
	Rs. 80 Lakhs Loan (1950-51)	10,064
	Rs. 60 Lakhs Loan (1951-52)	13,335
	Rs. 69 Lacs Loan 1952-53	2,704
	Rs. 85 Lakhs Loan 1953-54	872
	Rs. 70 Lacs Loan 1954-55	13,447
	Rs. 180 Lakhs Loan 1955-56	2,853
	Rs. 130 Lakhs Loan 1956-57	9,399
	Rs. 8½ Lakhs Advance from Plant and Machinery Depreciation Fund	2,396
	Rs. 53,323-69 Advance from Municipal Fire and Accident Insurance Fund	3,632
	Rs. 93,034-84 Advance from Net Premia Fund for purchase of Plant and Machinery	1,576
	Rs. 4,36,209-86 Advance from Municipal Fire and Accident Insurance Fund	5,733
	Rs. 71,817-25 Advance from Precast Concrete Slabs Pavement Renewal Fund	13,788
	Rs. 2,39,815-25 Advance from Depreciation Fund for replacement of Plant and Machinery purchased out of Loan Funds	4,340
	Rs. 41,655-12 Advance from Slum Service Fund	4
	Rs. 19,059.86 Advance from Slum Service Fund	3,418
	Rs. 12,917-70 Advance from Renewal of Road Surfaces Fund	552
	Rs. 53,706-12 Advance from Precast Concrete Slabs Pavement Renewal Fund	76
	Rs. 18,302-81 Advance from Depreciation Fund for replacement of Plant and Machinery purchased out of Loan Funds	8
		1,02,534
	Total Debt Charges	2,09,659
	Surplus—Excess of Income over Expenditure	19,76,181
		Total Rs. ...
21,85,840		

G. V. DAMLE,
Chief Accountant.

V. L. GIDWANI,
Municipal Commissioner.

Appendix No. 14
MUNICIPAL PRINTING PRESS
Income and Expenditure for the year 1958-59

Expenditure.	Details.	Amount.	Income.	Details.	Amount.
	Rs. nP.	Rs. nP.		Rs.	Rs.
Materials on hand and works in progress on 1st April 1958	Rs: ...	5,24,685.00			
Including amounts with the Reserve Bank of India					
Expenditure during the year—					
Establishment—					
(a) Permanent	70,222.59				
(b) Allowances	24,531.78	94,754.37			
Labour		3,61,339.16			
Materials		6,72,549.94			
Work through outside Agencies		39,340.49			
Electric Power		4,428.78			
Contingencies—					
Printing	3,118.24				
Stationery	796.60				
Books and Dead Stock	3,709.98				
Lighting	3,736.46				
Miscellaneous	9,470.26				
Telephones	...	20,831.54			
Repairs and Maint.—					
(a) Buildings	473.08				
(b) Machinery	11,431.54	11,904.62			
Rent		4,115.82			
Provident Fund		35,100.15			
Depreciation		105.97			
Debt charges—					
(1) Interest	...	55,848.02			
(2) Repayment of capital	...				
Maintenance of delivery van		1,857.10	13,02,175.96		
Private Works—					
Labour	34,761.95				
Materials	34,152.45	68,914.40	68,914.40		
Difference representing surplus (1) Rs. 4,825.26 on departmental works and (2) Rs. 2,643.36 on private works transferred to revenue.					
			7,468.62		
		19,03,243.98			
					11,23,458.27
					71,557.76
					11,448.42
					1,79,928.03
					5,09,401.31
					6,89,329.84
					7,455.19
					19,03,243.98

G. V. DAMLE,
Chief Accountant.

V. L. GIDWANI,
Municipal Commissioner.

Appendix No. 14—A

Statement of Advance for 1958-59

Name of Account.	Opening Balance on 1st April 1958.	Debits during 1958-59.	Total.	Credits during 1958-59.	Closing Balance on 31st March 1959
	Rs.	Rs.	Rs.	Rs.	Rs.
Departmental Works—					
Water Works	2,82,058	3,31,647	6,13,705	1,24,866	4,88,839
Printing Press	10,98,465(a)	13,02,176	24,00,641	10,18,908	13,81,733@
Workshops	11,55,650	5,65,459	17,21,109	4,66,033	12,55,076
Architectural Branch	1,37,856	87	1,37,943	774	1,37,169
Roads, Buildings and Drainage	18,41,318	22,59,985	41,01,303	15,85,597	25,15,706
Health Department	27,562	15,635	43,197	11,995	31,202
Total	45,42,909	44,74,989	90,17,898	32,08,173	58,09,725
Private Works—					
Workshops	4,898	3,392	8,290	399	7,891
Water Works	3,61,560	1,03,065	4,64,625	83,905	3,80,720
Roads, Buildings and Drainage	15,12,171	9,09,331	24,21,502	8,02,054	16,19,448
Architectural Branch	6,548	...	6,548	...	6,548
Health Department	2,465	...	2,465	...	2,465
Printing Press	42,972	30,914	73,886	84,908	11,022cr.
House Numbering	11,542	374	11,916	1,518	10,398
Total	19,42,156	10,47,076	29,89,232	9,72,784	20,16,448
Asphalt Plant, Crushers, etc.—					
Asphalt Plant	10,07,695(b)	13,62,832	23,70,527	4,57,631	19,12,896(b)
Sewri Crushers	5,23,334(c)	2,76,310	7,99,644	2,09,346	5,90,298(c)
Mechanical Transport	5,17,007(d)	2,62,112	7,79,119	2,62,167	5,16,952(d)
Worli Crushers	5,30,944(e)	4,53,680	9,84,624	3,27,280	6,57,344(e)
Pre-cast Concrete Slabs	43,803(f)	10,123	53,926	13,481	40,445(f)
Manufacture of concrete covers	11,276(h)	2,898	14,174	4,541	9,633(h)
Municipal Foundry	1,86,249	69,769	2,56,018	62,609	1,93,409(i)
Total	28,20,308	24,37,724	52,58,032	13,37,055	39,20,977
Municipal Officers—					
Dishonoured cheques	...	18,25,369	18,25,369	18,25,369	...
Standing advance for Contingent Expenses	1,03,265	14,995	1,18,260	230	1,18,030
Motor cars and motor cycles to officers	45,259	34,740	79,999	20,190	59,809
Cycle advances to Subordinates	1 Cr.	...	1 Cr.	...	1cr.
Total	1,48,523	18,75,104	20,23,627	18,45,789	1,77,838
Sundry Advances					
Advance for demolition of unauthorised structures and for removal of unsafe building in the City.	45,98,494	60,41,515	1,06,40,009	38,19,157	68,20,852
Total	20,083	8,129	28,212	1,660	26,552
Total	46,18,577	60,49,644	1,06,68,221	38,20,817	68,47,404
Municipal Contractors					
Municipal Tenderers	905	6,095	7,000	5,762	1,238
Purchase of Coal	13,658	1,535	15,193	15,195	2cr.
Purchase of Petrol	221	...	221	180	41
Total	64,865	6,08,983	12,73,848	3,70,188	9,03,660(g)
Total	6,79,649	6,16,613	12,96,262	3,91,325	9,04,937
Grand Total	1,47,52,122	1,65,01,150	3,12,53,272	1,15,75,943	1,96,77,329

(a) Works in progress	Rs. 1,79,928
Materials on hand	5,09,402
Outstanding Bills	6,84,948
Deposit with Reserve Bank of India	7,455
Total	13,81,733

(b) Stock on hand	Rs. 1,31,952	(c) Stock on hand	Rs. 62,826	(d) Outstanding bills	Rs. 2,61,132	(e) Stock on hand	Rs. 81,368	(f) Stock on hand	Rs. 1,694
Outstanding bills	17,80,944	Outstanding Bills	2,70,430	Unadjusted Loss	2,55,820	Outstanding bills	2,96,624	Outstanding bills	34,549
Total	19,12,896	Total	5,90,298	Total	5,16,952	Total	6,57,344	Total	40,445
(g) Outstanding Petrol and Diesel oil bills	Rs. 8,78,121	(h) Stock on hand—	Rs. Nil	(i) Outstanding bills	Rs. 1,36,186				
Stock in hand with M. E. Petrol	22,953	Outstanding bills	9,633	Stock on hand	40,630				
Stock in hand Diesel oil	1,315	Total	9,633	Total	1,76,816				
Add—Stock to be paid in 1958-59	9,02,389	Total	9,03,660	Add unadjusted loss—	16,593				
	1,271				1,93,409				

G. V. DAMLE,
Chief Accountant.

V. L. GIDWANI,
Municipal Commissioner.

Appendix No. 14-B

Statement showing Advances out of Special Funds during 1958-59.

Name of Account.	Opening Balance on 1st April 1958.	Debits during 1958-59.	Total.	Credits during 1958-59.	Closing Balance on 31st March 1959.
	Rs.	Rs.	Rs.	Rs.	Rs.
Charges to be met out of—					
Municipal Fire and Accident Insurance Fund	9,033	9,033	9,033	...
Fines Fund	1,17,967	1,17,967	1,17,967	...
G. S. M. College and K. E. M. Hospital Research Fund	15,454	15,454	15,454	..
Welfare Fund	2,09,362	2,09,362	2,09,362	...
Hospital Fund	8	8	8	...
Advance from Plant and Machinery Depreciation Fund for—					
Purchases of Machinery, etc., pending adjustment against the provisions for depreciation in subsequent years	48,291	48,291	48,291	...
Advance from Plant and Machinery Depreciation Fund for Levelling Metalling etc., Private Streets	4,19,457	1,14,360	5,33,817	25,932	5,07,885
Advance from Net Premia Fund for purchase of Machinery for the Municipal Printing Press	87,935	...	87,935	8,489	79,446
Advance from Net Premia Fund for to repay 5% 28 lakhs loan	87,859	...	87,859	43,069	44,790
Advances for Capital Works from—					
Municipal Fire and Accident Insurance Fund	7,40,322	1,56,201	8,96,523	2,77,280	6,19,243
Plant and Machinery Depreciation Fund	16,57,046	56,324	17,13,370	4,20,185	12,93,185
Net Premia Fund	22,47,251	9,21,506	31,68,757	4,95,135	26,73,622
K. E. M. Hospital and G. S. M. College Research Fund	1,59,480	...	1,59,480	33,554	1,25,926
Advance from K. E. M. Hospital and G. S. M. College equipment Fund for purchase of Machinery for Municipal Printing Press	26,028	...	26,028	9,467	16,561
Hospital Fund	4,98,485	2,18,656	7,17,141	1,66,947	5,50,194
Land (R. & A.) Fund	10,86,605	1,53,673	12,40,278	3,89,510	8,50,768
Total Rs.	70,10,468	20,20,835	90,31,303	22,69,683	67,61,620

G. V. DAMLE,
Chief Accountant.

V. L. GIDWANI,
Municipal Commissioner.

Appendix No. 14-C
Statement of Deposit Accounts for 1958-59

Name of Account	Opening Balance on 1st April 1958.	Credits during 1958-59.	Total.	Debits during 1958-59.	Closing Balance on 31st March 1959.
A.—Cash Deposits from Contractors, etc.—	Rs.	Rs.	Rs.	Rs.	Rs.
(1) From Contractors ...	26,28,019	10,03,767	36,31,786	14,17,375	22,14,411
(2) From Tenderers ...	11,22,618	20,17,924	31,40,542	20,85,454	10,55,088
(4) Tenderers on approved list ...	3,01,500	22,000	3,23,500	59,500	2,64,000
B.—Cash Deposits from private parties received through Departmental Officers—	40,52,137	30,43,691	70,95,828	35,62,329	35,33,499
(1) City Engineer ...	48,78,659	15,21,733	64,00,392	8,73,397	55,26,995
(2) Hydraulic Engineer ...	23,65,522	18,50,572	42,17,094	4,60,854	37,56,240
(3) Assessor and Collector ...	29,94,749	2,18,61,130	2,48,62,879	2,09,95,368	38,67,511
(4) Executive Health Officer ...	2,35,086	79,729	3,14,815	62,010	2,52,805
(5) Estate Agent and Land Manager—					
(i) Improvement Schemes ...	37,87,326	12,09,004	49,96,330	5,28,918	44,67,412
(ii) Municipal Properties ...	12,20,787	3,58,062	15,78,849	1,08,655	14,70,194
(6) Dean, (i) K. E. M. Hospital ...	4,34,298	3,52,414	7,86,712	3,21,018	4,65,694
Dean, (ii) G. S. M. College ...	3,97,443	1,20,697	5,18,140	1,02,718	4,15,422
Dean, (iii) Municipal Group of Hospitals Sion ...	54,306	1,26,244	1,80,550	1,32,393	48,157
(7) Superintendent of Licences ...	8,15,254	5,68,987	13,84,241	4,44,378	9,39,863
(8) Superintendent of Markets ...	1,95,272	1,64,314	3,59,586	2,07,500	1,52,086
(9) Controller of Stores ...	6,47,586	3,68,552	10,16,138	1,35,207	8,80,931
(10) Election and Town Duty Officer ...	10,511	25,352	35,863	4,248	31,615
(11) Municipal Commissioner ...	10,610	202	10,812	1,889	8,923
(13) M. S. ...		40	40	28	12
(14) Curator Museum ...	7,163	2,459	9,622	2,415	7,207
(15) Solr to Corp ...					
(16) Chief Officer, Fire Brigade ...	2,031	9,988	12,019	5,240	6,779
(17) Superintendent of Gardens ...	23,861	56,661	80,522	53,509	27,013
(18) Mechanical Engineer ...	19,683	5,795	25,478	18,463	7,015
(19) Dean T.N.M. College B.Y.L. Nair & Nair Hosp. Dental College ...	92,941	1,23,569	2,16,510	54,964	1,61,546
(20) Chief Inspector, Shops Essnt. ...	1,975	47,175	49,150	43,755	5,395
(21) Editor Bombay Civic Journal ...	497		497	144	353
(22) M.G.M. O.S.Pool ...	2,269	3,816	6,085	848	5,237
(23) P.R.O. ...		155	155	98	57
	1,81,98,829	2,88,63,650	4,70,62,479	2,45,58,017	2,25,04,462
C.—Other Cash Deposits ...	96,17,449	6,77,92,658	7,74,10,107	6,75,37,230	98,72,877
D.—Cash Deposits from Lessees ...	29,69,533	96,973	30,66,506	1,07,619	29,58,887
E.—Paper Deposits (Kept in Office)—					
(1) From Contractors, etc. ...	30,550	7,44,350	7,74,900	5,36,250	1,78,650
(2) From Tenderers ...	5,84,800	3,47,030	9,31,830	3,06,200	6,25,630
(4) Securities held under objection ...	21,100	1,62,900	1,84,000	10,700	1,73,300
	6,36,450	12,54,280	18,90,730	9,13,150	9,77,580
F.—Paper Deposits from Municipal employees and contractors lodged with the State Bank of India ...	29,60,525	6,88,950	36,49,475	13,79,500	22,69,975
G.—Paper Deposits from lessees, etc., lodged with the State Bank of India ...	22,41,680	2,37,000	24,78,680	1,76,250	23,02,430
H.—Cash Deposits received from Ex-Municipal Employees and from Employees in service joining Pension Scheme ...	74,34,603	30,921	74,65,524	11,785	74,53,739
I.—Deposit from A. G. in connection with the work of setting of Tulsī pipe line etc. ...					
J.—Citizens Special Emergency Relief Fund ...	1,190		1,190		1,190
K.—Mayor's Special Emergency Relief Fund ...	1,434		1,434		1,434
L.—Cash Deposits from Accountant General Bombay in respect of Municipal claims arising from Bombay Explosions ...	1,75,369		1,75,369		1,75,369
M.—Cash Deposits from Govt. for construction of 900 Tenements for Displaced Peasans. ...	4,97,917		4,97,917	10,000	4,87,917
N.—Deposit from Citizens Emergency Relief Committee ...	69,380		69,380		69,380
O.—Rent in respect of 300 Rooms at Arthur Road ...	1,00,644	82,387	1,83,031	1,22,181	60,850
P.—Rent in respect of 100 Rooms at Wadala Road ...	30,129		30,129		30,129
Q.—Deposit received from the Govt. on account of capitalized value of the pension for the Fire Brigade staff ...	33,824		33,824	5,637	28,187
R.—Sales Tax ...					
1 Sales Tax ...	5,997	7,580	13,577	9,442	4,135
2 General Tax ...	6,525	9,638	16,163	14,973	1,190
S.—Cash Deposit from C.E.R. Committee for the construction of 30 Tenements at Shantinagar ...	33,695		33,695		33,695
T.—Purchase Tax ...	310		310		310
U.—Central Sales Tax ...		2	2	1	1
TOTAL ...	4,90,67,620	10,21,07,730	15,11,75,350	9,84,08,114	5,27,67,236

G V. DAMLE,
Chief Accountant.

V. L. GIDVANI,
Municipal Commissioner.

Appendix No. 14-D

Statement of Reserve stock for 1958-59

Name of Account.	Opening Balance on 1st April 1958.	Debits during 1958-59.	Total.	Credits during 1958-59.	Closing Balance on 31st March 1959.
	Rs.	Rs.	Rs.	Rs.	Rs.
General Stores Account	28,05,358	23,99,773	52,05,131	18,49,620	33,55,511
Capital Stores Account †	1,02,70,279	79,67,647	1,82,37,926	1,82,37,926*	...
Line Suspense Account	82,533	82,533	836	81,697
§ General Stores A/C (Foras Road Depot)...	2,62,154	1,24,747	3,86,901	1,20,492	2,66,409
§ Capital Stores A/C (Foras Road Depot)...	...	15,682	15,682	13,910	1,772
Total ...	1,34,20,324	1,05,07,849	2,39,28,173	2,02,22,784	37,05,389

* Out of this credit of Rs. 1,00,69,119 is due to transfer of Capital Stock Account from Revenue Account to Loan Works Account.

† In addition to this an amount of Rs. 1,32,02,169 is shown under Loan Works Account.

§ An amount of Rs. 25,716 is shown under Loan Works Accounts.

G. V. DAMLE,
Chief Accountant.

V. L. GIDWANI,
Municipal Commissioner.

Appendix No. 14-E

Statement showing 'Interest accrued but not paid' in respect of the following Municipal Loans credited to Suspense account pending adjustment in their respective years of repayment, outstanding on 31st March 1959

Year of Adjustment.	Particulars of Loans.	Amount of Interest accrued but not paid outstanding.	Date of Maturity of the Loan.
		Rs. nP.	
1929-30	Rs. 37 Lakhs Loan	21,846.00	1- 8-1959
1923-24	" 70 " " Portion Rs. 20,60,000 ...	27,466.67	1- 6-1974
1925-26	" 10 " "	12,500.00	1- 7-1980
1937-38	" 9 " "	1,313.00	14- 3-1966
"	" 24½ " "	12,250.00	1- 2-1967
1938-39	" 30 " " of 1937-38	4,250.00	14- 3-1968
1940-41	" 30 " " of 1938-39	7,500.00	1- 3-1969
1940-41	" 64 " " of 1939-40	16,000.00	1- 3-1970
1941-42	" 48 " " of 1940-41	14,000.00	1- 3-1971
1942-43	" 25 " " of 1941-42	7,291.67	1- 3-1972
1945-46	" 20 " " of 1943-44	5,833.33	1- 3-1974
1946-47	" 22 " " of 1944-45	6,416.67	1- 3-1975
1947-48	" 25 " " of 1945-46	7,291.67	1- 3-1976
1948-49	" 54 " " of 1946-47	13,500.00	1- 3-1977
1948-49	" 75 " " of 1947-48	40,625.00	1- 8-1977
1951-52	" 2 Crores " of 1950-51	81,250.00	16- 8-1965
1951-52	" 80 Lakhs " of 1950-51	32,500.00	1- 9-1980
1951-52	" 17.97 " " of 1950-51	17,970.00	1-12-1960
1951-52	" 88,14,500 " of 1949-50	11,936.31	15- 9-1979
1952-53	" 61 " " of 1948-49	15,250.00	1- 3-1979
1952-53	" 10 " " of 1950-51	2,709.00	16- 8-1965
1952-53	" 1.75 Crores " of 1951-52	3,24,480.00	3-10-1966
1953-54	" 2,44,14,500 " of 1952-53	81,381.69	1- 9-1964
1953-54	" 60 Lakhs " of 1951-52	28,125.00	16- 8-1966
1953-54	" 69 " " of 1952-53	23,000.00	1- 9-1967
1953-54	" 10 " " of 1950-51	361.00	16- 8-1965
1953-54	" 1.75 Crores " of 1951-52	622.00	3-10-1966
1954-55	" 33 Lakhs " of 1951-52	15,468.75	3-10-1966
1954-55	" 35 " " of 1952-53	1,555.56	1- 9-1964
1954-55	" 110 " " of 1953-54	36,666.69	1- 9-1963
1954-55	" 85 " " of 1953-54	28,333.31	1- 9-1973
1954-55	" 50 " " of 1953-54	16,666.69	1- 9-1973
1955-56	" 1,75,34,000 " of 1951-52	7.56	3-10-1966
1955-56	" 1,92,49,000 Loan of 1954-55	64,163.31	1- 9-1964
1955-56	" 70 Lakhs Loan of 1954-55	23,333.33	1- 3-1975
1956-57	" 180 Lakhs Loan of 1955-56	30,000.00	15- 9-1967
1957-58	" 115.50 Lakhs Loan of 1956-57	2,11,750.00	15-10-1963
1958-59	" 1,14,10,500 Loan of 1957-58	2,02,060.93	1-11-1969
1958-59	" 100 Lakhs Loan of 1957-58	70,833.33	1-11-1982
	Total Rs.	15,18,508.47	

G. V DAMLE,
Chief Accountant.

V. L. GIDWANI,
Municipal Commissioner.

APPENDIX No. 14-E(I)

Statement showing the details of Debt Equalization Fund in respect of the following Loans received from the Government Credited to Suspense Account pending adjustment in their respective years of repayment outstanding on 31st March 1959.

Year of Adjustment	Particulars of Loans ...	Amounts Credited to the Debt Equalization Fund.		
		Instalment.	Interest.	Total.
		Rs.	Rs.	Rs.
1957-58	Rs. 1 Crore received from Government on 27-11-1956	8,32,910	Nil.	8,32,910-00
1958-59	Rs. 1 Crore received from Government on 27-11-1956	8,32,910	33,316-40	8,66,226-40
1958-59	Rs. 1 Crore received from Government on 27-11-1957	8,32,910	Nil.	8,32,910-00
	Total	24,98,730	33,316-40	25,32,046-40

G. V. DAMLE,
Chief Accountant.

V. L. GIDWANI,
Municipal Commissioner.

Statement showing the amounts of the Receipts and Expenditure respectively credited to the credit of the Fund at the close of the

	Details.		Total.	
	Rs.	nP.	Rs.	nP.
RECEIPTS—A.—REVENUE ACCOUNT.				
1. General Tax, Indirect Taxation and Miscellaneous Revenue.	A.—General Tax	4,01,61,279	25	
	B.—Town Duties	91,76,288	07	
	C.—Other Receipts			
	(a) Grant-in-aid of the fees for Land Conveyance, Music etc., Licences	13,013	06	
	(b) Grant-in-aid in respect of fines for offences against the Law			
	(c) Interest and Profit on Investment of Surplus Loan and other balances	31,51,505	44	
	(d) Interest on Plant and Machinery Depreciation Fund	1,02,001	01	
	(e) Miscellaneous	6,60,824	81	
(f) Receipts on account of Municipal Journal	18,458	44		
(g) Receipts from M.G.M.O. Swimming Pool	1,22,916	01		
2. Water Works—Water Tax and other Miscellaneous Water Works Revenue			5,34,06,286	09
A.—Water Tax	2,47,73,831	84		
B.—Other Receipts	7,50,763	93		
3. Education—Primary			2,55,24,595	77
4. Museums and Libraries			8,271	37
5. Public Health Department			3,45,425	18
6. Medical Relief and Education			7,52,825	32
7. Street Cleansing and Conservancy, Road Watering and Halalkhore Service—				
A.—Halalkhore Tax	81,57,777	77		
B.—Other Receipts	5,97,969	72		
8. Roads, S. W. Drains and public Lighting—			87,55,747	49
A.—Wheel Tax	46,51,065	97		
B.—Contribution from Government in lieu of Tolls	25,000	00		
C.—Other Receipts				
(a) Ground Rent	46,987	14		
(b) Miscellaneous	8,65,118	10		
(c) Interest realised on Donations	1,916	27		
9. Mechanical			55,90,087	48
10. Buildings, Land Acquisition and Management—			95,393	76
A.—Sale Proceeds of Surplus Land	10,00,000	00		
B.—Other Receipts				
(a) Rent of Buildings	2,79,507	28		
(b) Ground Rent	2,81,303	48		
(c) Miscellaneous	8,44,829	19		
11. Fire Brigade—			24,05,639	95
A.—Fire Tax	17,79,054	34		
B.—Other Receipts	50,023	70		
12. Licensing, Removal of Encroachments on Public Streets, Administration of Shops & Establishment Act., 1948 and Theatre Tax			18,29,078	04
A.—Licences for Dangerous and Offensive Trades	12,48,124	62		
B.—Removal of Encroachments on Public Streets	6,41,934	24		
C.—Receipts from administration of Shops & Establishment Act.	1,72,935	32		
D.—Miscellaneous	4,36,118	36		
E.—Receipts from Theatre Tax	6,03,525	75		
13. Gardens and Open Spaces			31,02,638	29
14. Markets and Slaughter Houses			1,87,13	67
15. Contribution from Capital Funds to Revenue on account of Loan Works Staff			40,67,453	56
16. Extraordinary Receipts			4,17,367	36
17. Rebate from Government on account of collection of the Urban Immovable Property Tax in the City			1,89,985	44
18. Transfers from the B. E. S. & T. Fund			2,26,844	19
			40,30,855	81
Total Revenue Receipts Ra.			11,09,35,625	30

No. 15.

and debited to the Municipal Fund during the year 1958-59 and the balance year 1958-59 (i. e. 31st March 1959).

	Details.		Total.	
	Rs.	nP.	Rs.	nP.
RECEIPTS—B.—CAPITAL ACCOUNT—				
Loan Funds—				
Debt—Principal—				
Rs. 250 Lakhs Loan of 1958-59	2,50,00,000	00		
Rs. 50 Lakhs Loan from Government	50,00,000	00		
Rs. 1 Crore Loan from Internal Funds	1,00,00,000	00		
Advances from Special Funds for purchase of Plant and Machinery—				
K.E.M. Hospital and G.S.M. College Research Fund				
Net Premia Fund	9,21,505	80		
Municipal Fire and Accident Insurance Fund	1,56,200	75		
K.E.M. Hospital Equipment Fund				
Land (Acquisition and Requisition Fund	1,53,672	78		
Hospital Fund	2,18,656	31		
Plant and Machinery Depreciation Fund	56,324	50		
Advances from Net Premia Fund and Special Funds for renewal (1) of Surfaces of Roads for which no renewal Fund exists and (2) of Surfaces of Roads taken over from Ex-Trust				
Advance from Net premia fund for Repayment of Rs. 28 lakhs Loan of 1929				
Trust Fund—			4,15,06,360	14
Government share of the cost of Preliminary Expenses in connection with preparation of the Master Plan for Bombay City and Greater Bombay				
Donations	2,00,000	00		
Interest on investments				
Amount Received from State Govt. (Bombay) for subway near Charchgate Rly. Station.				
Total Capital Account Receipts Rs			4,17,06,360	14
RECEIPTS—C.—SUSPENSE ACCOUNT—				
I.—Sinking and Special Fund Accounts—				
Sinking Fund account—Municipal	1,29,59,060	88		
Special Fund Accounts	1,13,10,071	81		
Improvement Schemes Fund Account—				
(a) Sinking Fund Account	34,94,197	62		
(b) Investment Reserve Fund Account	2,23,782	37		
Sinking Fund Account—Slum clearance (City)	75,555	00		
Sinking Fund Account Slum clearance (Suburbs)				
Amenities Fund Account	53,090	00		
Rent Equalisation Fund Account	1,59,273	12		
II.—Paper and Cash Accounts—				
1. Sinking Fund	18,10,519	84		
2. Special Funds	53,74,205	14		
3. Surplus Fund	2,88,14,841	78		
4. Loan Fund	1,04,38,940	16		
5. Improvement Schemes Funds—				
(a) Sinking Fund	3,47,234	41		
(b) Capital Fund	52,26,472	26		
(c) Investment Reserve Fund	84,384	66		
6. Improvement Schemes A/c (Slum Clearance) City—				
(a) Sinking Fund	150	12		
(b) Capital Fund	30,23,454	42		
7. Improvement Schemes A/c (Slum Clearance) Subs.				
(a) Sinking Fund	24,745	50		
(b) Capital Fund	91	34		
8. Amenities Fund	29	92		
9. Rent Equalisation Fund				
State Bank of India and other Local Banks on account of Sundry deposits	15,90,65,750	19		
III.—Suspense Accounts—				
Deposit Account	10,21,07,729	56		
Reserve Stores Account	85,46,301	26		
Reserve Stores a/c—Stock (Foras Road Depot)	1,20,492	66		
Capital Stores Accounts	2,63,52,687	27		
Capital Stores a/c Stock Foras Road Depot	13,910	00		
Purchase of Petrol and Diesel Oil	3,70,188	36		
Purchase of Coal	179	96		
Advances Departmental Works	17,23,232	47		
Advances Municipal Workshops	4,66,032	86		
Municipal Foundry	62,608	33		
Worli Crushers	3,27,279	43		
Sewri Crushers	2,09,345	70		
Mechanical Transport	2,67,166	99		
Asphalt Plant	45,7,630	80		
Pre-Cast Concrete Slabs	13,481	00		
Municipal Printing Press	10,18,908	49		
Advances Private Works	9,72,785	12		
Advances Special Funds	22,69,683	00		
Municipal Contractors	5,761	70		
Municipal Tenderers	15,195	00		
Sundry Advances	38,19,157	52		
Advances for demolition of unauthorised structures and for removal of unsafe Buildings in the City	1,660	00		
Advances to Municipal Officers—	20,420	00		
Interest Accrued but not paid	2,72,894	26		
Provident Fund	1,20,59,365	30		
Welfare Fund	511	00		
Fines Fund	926	34		
Fidelity Guarantee Insurance Fund	9,598	77		
Bombay Municipal Corporation Loans Interest Warrants payable Account	66,55,680	35		
City of Bombay Improvement Trust Loans Interest Warrants Payable Account	14,71,021	80		
Cash Bills outstanding Account	94,779	10		
Dishonoured Cheques	18,25,368	52		
Cheques payable	36,26,72	717	54	
Wages Deposit Account	48,21,328	54		
Advance from S. C. B. for financing expenditure on Capital Works pending raising of a new Loan				
Loan Redemption Fund—Municipal	35,42,822	94		
Loan Redemption Fund—Improvement Schemes	10,94,176	02		
Manufacture of concrete covers—Recoveries	4,541	73		
Interest on B. I. T. Loans payable Account	37,870	00		
Advances from S. C. B.—Slum Clearance	94,420	00		
Rent Equalisation Fund				
Amenity Fund				
Debt-charge Equalisation Fund	16,99,136	40		
Plant and Machinery Purched out of S. C. B.	Dr. 1,66,600	75		
Advance from S.C.B. for meeting Expenditure on capital works (V.C.T. Scheme)	464	83		
Total Receipts—C.—Suspense Accounts			79,78,33,710	71

	Details.		Total.	
	Rs.	nP.	Rs.	nP.
RECEIPTS—D.—IMPROVEMENT SCHEMES ACCOUNT—				
General Account Revenue—				
I.—Rents and other proceeds of Properties	67,22,085	66		
II.—Contribution from the Municipal Corporation under section 125 (2)(d) of the Municipal Act.	46,04,236	00		
III.—Grant-in-aid for meeting deficit in General Account	7,55,669	00		
IV.—Interest and Profit on Investments	2,86,403	91		
V.—Miscellaneous Receipts	37,873	07		
VI.—Appropriation Capital Account to meet deficit in General account	8,469	42		
Total Rs.			1,24,14,737	06
Capital Account—				
I.—Sale proceeds of Lands, Buildings, etc.	10,40,648	09		
III.—Transfer of Revenue Surplus to Capital Account				
Loans to be raised for repayment of Rs. 40 L. L. in 1957-58				
Total—Capital Account Receipts Rs.			10,40,648	09
Total—D.—Improvement Schemes			1,34,55,385	15
RECEIPTS—E.—IMPROVEMENT SCHEMES ACCOUNT—SLUM CLERANCE (CITY)—				
General Account Revenue—				
I.—Rents and other proceeds of Properties	1,72,046	68		
II.—Grant-in-aid for meeting deficit				
III.—Interest and Profit on Investment	44,172	99		
IV.—Miscellaneous Receipts				
V.—Appropriation from Capital Account to meet deficit in General Account	62,222	09		
Total—General Account Receipts			2,78,441	76
Capital Account—				
I.—Receipts from Government	6,12,000	00		
II.—Loans to be raised in 1958-58	10,00,000	00		
Transfer of Revenue Surplus A/C from General Account				
Total—Capital Account Receipts			16,12,000	00
Total, E.—Improvement Schemes Slum Clearance (City)			18,90,441	76
RECEIPTS—F.—IMPROVEMENT SCHEMES ACCOUNT—SLUM CLEARANCE (SUBS.)				
General Account Revenue—				
I.—Rents and other proceeds of properties	7,97,656	00		
II.—Contribution from Municipal Corporation (Suburbs)	58,680	30		
III.—Interest and Profits on Investments				
IV.—Miscellaneous Receipts				
V.—Transfer of Revenue Surplus to Capital Account	Cr. 8,56,336	30		
Total—General Account Receipts			8,56,336	30
Capital Account—				
I.—Receipts				
II.—New Loans in 1957-58				
Transfer of Revenue Surplus	8,56,336	30		
Total—Capital Account Receipts			8,56,336	30
Total, F.—Improvement Schemes Account—Slum Clearance (Subs.)			8,56,336	30
EXPENDITURE A.—REVENUE ACCOUNT.				
I.—General Supervision, Collection of Revenue, etc.—				
A.—General Superintendence	25,28,471	39		
B.—Collection of Revenue	21,27,702	37		
C.—Upkeep and guarding of Municipal Head Office	1,18,783	99		
D.—General Stores	3,22,973	77		
E.—Miscellaneous Charges	3,70,839	13		
F.—Election Expenses	Cr. 1,02,241	60		
G.—New Works	8,889	53		
H.—Debt Charges	4,52,031	99		
Deduct—Proportion of General Superintendence chargeable to Water Works, Fire Brigade Markets, and Improvement Schemes Account and Education Fund account	Cr. 14,45,192	58		
Total—General Supervision, etc.			43,82,257	99
II.—Water Works—				
A.—Maintenance	44,22,593	87		
B.—Income Tax on income derived by the Municipality for supply of water to areas outside Municipal Jurisdiction	26,274	16		
C.—Provident Fund and Pensions, etc., Charges	2,42,421	42		
D.—Proportion of General Supervision and Collection of Revenue, etc.	8,33,703	35		
E.—Dearness Allowance				
F.—New Works	42,854	80		
G.—Debt Charges	1,92,78,501	84		
Provision for Equalisation of Debt—Charges	16,65,820	00		
Total—Water Works			2,65,12,169	44
III.—Education—Primary				
IV.—Museums and Libraries—				
A.—Victoria & Albert Museum	2,23,360	20		
B.—Municipal Free Reading rooms & Libraries	65,476	14		
C.—Debt charges	1,175	75		
D.—Provident Fund, Pensions etc. Charges	8,194	13		
Total—Museums and Libraries			2,98,146	22
V.—Public Health Department				
A.—General Superintendence	31,16,214	59		
B.—Supply of milk to the undernourished needy children attending Municipal Schools	13,69,001	97		
C.—New Works	583	27		
D.—Debt Charges	9,26,104	68		
E.—Provident Fund, Pension etc. charges	3,06,237	78		
Total—Public Health Department			57,18,142	29
Expenditure A—Revenue Carried over			3,69,10,715	94

No. 15—Continued.

	Details.		Total.
	Rs.	p.	Rs. p.
VI.—Medical Relief and Education—			
A.—Hospitals and Maternity Homes	1,17,85,595	85	
B.—Dispensaries	6,18,246	67	
C.—Medical and Nursing Assistance to poor people in their houses	1,284	84	
D.—Family planning clinics	21,283	47	
E.—Medical Education	16,56,855	05	
F.—Statutory Contribution to Government Medical Institutions	4,14,500	00	
G.—Clinic for treatment of Leprosy cases	31,043	18	
H.—New Works	62,951	10	
I.—Providing a convalescent home of 120 Beds with Equipments, Staff quarters near K. E. Hospital	88,265	33	
J.—Debt Charges	10,46,853	37	
K.—Construction of full fledged Buildings at M. G. H. Sion	Cr, 1,434	25	
L.—Grant-in-aid	8,27,004	15	
			1,65,52,448 76
VII.—Street Cleansing and Conservancy, Road Watering and Halalkhore Service—			
A.—Street Cleansing and Conservancy	12,39,162	41	
B.—Collection, Loading Removal and disposal of Town Refuse	1,05,19,305	05	
C.—Road Watering	794	76	
D.—Halalkhore Service	54,94,926	23	
E.—New Works	1,67,883	36	
F.—Debt Charges	28,53,141	80	
G.—Provident Fund Pension etc. Charges	7,31,260	44	
			2,10,06,474 05
VIII.—Roads S. W. Drains and Public Lightings—			
A.—General	4,44,233	78	
B.—Maintenance of Roads	32,25,671	46	
C.—Public Lighting	24,42,284	07	
D.—Maintenance of S. W. Drains	46,075	82	
E.—Rebate on Account of the compounded wheel-tax,	25,008	00	
F.—New Works	1,42,476	49	
G.—Debt Charges	26,70,960	65	
H.—Covering the open storm water channel from Globe Mill passage to the confluence of the two channels near Century Mills	2,32,852	00	
I.—Treating with 3' of asphaltic concrete, Surfaces of Different Roads in the City	4,89,629	57	
J.—Provident Fund Pension etc. Charges	1,46,743	21	
			98,65,135 05
IX.—Mechanical—			
A.—Mechanical Engineer's Office Estt.	4,23,208	08	
B.—New Works			
C.—Debt Charges	90,171	02	
D.—Provident Fund Pension etc. Charges	28,913	77	
			5,42,292 87
X.—Buildings, Land Acquisition and Management—			
A.—City Engineer's Central Office Establishment	3,24,344	37	
B.—Inspection and Supervision of Private Buildings	7,00,089	72	
C.—Removal of stall-boards in the City	4,394	59	
D.—Architectural	1,77,572	56	
E.—Land Acquisition and Management	2,19,472	76	
F.—Supervision of Factories, Workshops and Work Places	34,943	65	
G.—New Works	6,28,388	30	
H.—Debt Charges	5,42,517	52	
Deduct—Supervision Chargeable to Improvement Schemes Account	Cr, 99,365	77	
			25,32,357 70
XI.—Fire Brigade—			
A.—Maintenance	10,73,184	77	
B.—Provident Fund, Pensions, etc., Charges	1,60,790	56	
C.—Proportion of General Supervision and Collection of Revenue	68,131	94	
D.—Dearness Allowance			
E.—New Works	17,611	63	
F.—Debt Charges	3,27,369	30	
			16,47,088 20
XII.—Licensing, Removal of Encroachment on Public Streets and Administration of Shops and Establishment Act, 1948 and Theatre Tax—			
A.—Licensing Establishment	3,40,957	58	
B.—Removal of encroachments on Public Streets	2,36,676	08	
C.—Administration of Shops and Establishment Act, 1948	2,24,904	82	
D.—Administration of Theatre Tax	19,691	55	
E.—New Works	1,193	97	
F.—Debt Charges	10,733	12	
			8,34,157 12
XIII.—Gardens and Open Spaces—			
A.—Gardens	7,38,857	96	
B.—New Gardens, Recreation Ground etc.	17,601	42	
C.—Road side Trees	54,984	13	
D.—Open Air Theatre at Victoria Garden	613	34	
E.—New Works	43,464	61	
F.—Debt Charges	2,06,723	36	
G.—Provident Fund Pension etc. charges.	41,954	21	
			11,04,199 03
XIV.—Markets and Slaughter Houses—			
A.—Markets and Slaughter Houses & Refrigerator at A. C. Market	17,10,230	67	
B.—Provident Fund and Pension, etc., charges	61,196	38	
C.—Proportion of General Supervision	75,071	37	
D.—Dearness Allowance			
E.—New Works	35,116	06	
F.—Debt Charges	2,09,658	50	
			20,91,272 98
XV.—Contribution to—			
(a) Budget 'B' under Section 125(2)(d) of the Bombay Municipal Corporation Act	46,04,236	00	
(b) Budget 'D' under Section 123(B)(2) of the Bombay Municipal Corporation Act	17,37,063	00	
(c) Budget 'E' under Section 126(C) of the Bombay Municipal Corporation Act	1,18,06,295	00	
(d) Special Contribution to Budget 'E' under Section 126(C-1) of the B.M.C. Act	6,60,000	00	
(e) Budget 'F' under Sec. 123(d) (2) of the B.M.C. Act	4,34,266	00	
			1,92,41,860 00
XVI.—Miscellaneous			
A.—Provident Fund, Pensions Gratuities and Compassionate Allowances			
B.—Urban Immovable Property Tax on Municipal Properties in the City			
C.—Dearness Allowance			
D.—Grants-in-aid to Public Institutions			
E.—Rent of Buildings Requisitioned for Housing Municipal Employees of Essential Services etc			
			...
Total Expenditure—A—Revenue account Rs.			11,23,28,001 70

	Details.	Total.
	Rs. nP.	Rs.
EXPENDITURE B—CAPITAL ACCOUNT		
I.—General Supervision, Collection of Revenue, etc.	4,48,217.00	
II.—Water Works, ordinary	10,79,136.91	
II.—Augmenting City's Water Supply	83,61,951.46	
V.—Public Health Department	Cr. 6,70,436.86	
VI.—Medical Relief and Education	36,71,091.28	
VII.—Street Cleansing, Conservancy, Road Watering and Halalkhore Service	25,04,307.15	
VIII.—Roads, S. W. Drains and Public Lighting	11,55,421.44	
IX.—Mechanical	...	
X.—Buildings, Land Acquisition and Management	20,58,880.23	
XI.—Fire Brigade	64,447.60	
XIII.—Gardens and open spaces	1,42,927.81	
XIV.—Markets and Slaughter Houses	1,98,180.39	
XV.—Slum Service	2,99,045.90	
XVII.—Greater Bombay	16,838.79	
Discount and other charges on the new Loans	6,61,584.75	
Plant and Machinery to be purchased out of Net Premia Fund	7,09,770.17	
Plant and Machinery to be purchased out of Municipal Fire and Accident Ins. Fund	Cr. 56,052.72	
Plant and Machinery to be purchased out of K.E.M. Hospital Equipment Fund	Cr. 9,467.24	
Plant and Machinery to be purchased out of K. E. M. Hospital Research Fund	Cr. 33,554.17	
Plant and Machinery to be purchased out of Land (Reclamation and Acquisition Fund	Cr. 1,83,863.18	
Plant and Machinery to be purchased out of Pre-cast Concrete Slabs Pavement Renewal Fund	...	
Plant and Machinery to be purchased out of Plant and Machinery Depreciation Fund	Cr. 2,96,058.56	
Plant and Machinery to be purchased out of Renewal of Road Surfaces Fund	...	
Plant and Machinery to be purchased out of Garden Fund (a) Victoria Gardens	...	
Plant and Machinery to be purchased out of Hospital Fund	51,709.52	
Plant and Machinery to be purchased out of Slum Service Fund	...	
Assets written off...	13,64,172.01	
Repayment of Advance taken out of S. C. B. for financing expenditure on Capital Works pending raising of a new Loan	...	
Repayment of Rs. 28 Lakhs Loan 1929	...	
Recoupment of Advance for Purchase of Capital Stores Account Purchases	1,00,69,119.19	
XVIII.—Industrial Estate	195.56	
		3,16,07,594.43
Trust Fund—Expenditure		16,610.02
Total B—Capital Expenditure Rs.		3,16,24,204.45

EXPENDITURE—C.—SUSPENSE ACCOUNTS—	Details.		Total.	
	Rs.	nP.	Rs.	nP.
I.—Sinking and Special Fund Accounts—				
(1) Sinking Fund Account—Municipal	57,823	07		
(2) Special Fund Accounts	33,76,670	01		
(3) Improvement Schemes Fund Accounts—				
(a) Sinking Fund Account	2,71,241	27		
(b) Investment Reserve Fund Account	971	95		
Sinking fund A/C Slum Clearance City	0	70		
Amenities Fund Account	64	65		
Rent Equalisation Fund	193	85		
II.—Paper and Cash Accounts—				
(1) Sinking Fund	1,47,11,757	65		
(2) Special Funds	1,35,56,455	03		
(3) Surplus Fund	2,50,11,190	23		
(4) Loan Fund	1,04,38,995	85		
(5) Improvement Schemes Funds—				
(a) Sinking Fund	35,70,190	76		
(b) Capital Fund	3,10,701	01		
(c) Investment Reserve Fund	3,07,195	08		
(6) Improvement Schemes A/C (Slum Clearance) City				
(a) Sinking Fund	75,704	42		
(b) Capital Fund	9,92,713	85		
(6) Improvement Schemes A/C (Slum Clearance) Subs.				
(a) Sinking Fund	49,781	91		
(b) Capital Fund	53,116	69		
Amenities Fund	1,59,109	19		
Rent Equalisation Fund	19,03,98,053	43		
State Bank of India and other Local Banks on account of Sundry Deposits				
III.—Suspense Accounts—				
Deposit Account	9,84,08,114	36		
Reserve Stores Accounts	76,99,126	20		
Reserve Stores Account Stock—Foras Road Depot	1,24,747	45		
Capital Stores Accounts	1,71,02,933	71		
Capital Stores Account Stock—Foras Road Depot	15,682	20		
Purchase of Petrol, and Diesel Oil	6,08,983	04		
Purchase of Coal				
Advances Departmental Works	26,07,353	99		
Advances Municipal Workshop	5,65,458	43		
Municipal foundry	69,768	84		
Work Crushers	4,53,680	26		
Sewri Crushers	2,76,310	06		
Mechanical Transport	2,62,111	72		
Asphalt Plant	13,62,832	17		
Pre-Cast Concrete Slabs	10,123	50		
Municipal Printing Press	13,02,175	96		
Advances Private Works	10,47,076	12		
Advances Special Funds	20,20,834	91		
Municipal Contractors	6,094	24		
Municipal Tenderers	1,535	00		
Sundry Advances	60,41,515	80		
Advance for demolition of unauthorised Structures and for Removal of unsafe Buildings in the City	8,128	63		
Repayment of Loans Municipal	35,42,822	94		
Do. (Impts. Schemes)	10,94,176	02		
Advances to Municipal Officers	49,735	00		
Provident Fund	1,20,59,365	30		
Welfare fund	511	00		
Fines Fund	926	34		
Fidelity Guarantee Insurance Fund	9,598	77		
Bombay Municipal Corporation Loans Interest Warrants payable Account	66,80,240	32		
City of Bombay Improvement Trust Loans Interest Warrants Payable Account	14,71,898	75		
Dishonoured Cheques	18,25,368	52		
Cash Bills outstanding Account	84,718	49		
Cheques payable	36,24,42,699	02		
Wages Deposit Account	48,21,328	54		
Advance from S. C. B. for financing expenditure on Capital Works pending raising of a new Loan				
Interest on B.I.T. Loans payable account	4,020	00		
Interest accrued but not paid				
Advance for manufacture of concrete Covers	2,898	42		
Advance from S. C. B. for financing expenditure on Improvement Schemes Slum Clearance	94,420	00		
De.t.Charges Equalisation Fund				
Interest Receivable Account	5,000	00		
Advances from S C B for financing expenditure on Capital Works (V C T Scheme) pending...	464	83		
re-raising of a New Loan				
Total Expenditure—Suspense Accounts			79,75,26,709	45

SUMMARY.

Receipts.		Disbursements.	
Rs.	nP.	Rs.	nP.
1,87,40,866	43		
11,09,35,625	77	11,23,28,001	70
4,17,06,360	14	3,16,24,204	45
78,78,33,710	71	79,75,26,709	45
1,34,55,385	15	1,73,85,056	40
18,90,441	76	35,48,182	33
8,56,336	30	31,299	89
95,66,77,859	83		
		Total Rs.	96,24,43,454 22
		* Balance on 31st March 1959	1,29,75,272 04
97,54,18,726	26	Total Rs.	97,54,18,726 26

G. V. DAMLE,
Chief Accountant.

No. 15—Concluded.

	Details.		Total.	
	Rs.	nP.	Rs.	nP.
EXPENDITURE—D.—IMPROVEMENT SCHEMES ACCOUNT				
General Account Expenditure—				
A.—Maintenance of Properties and Streets	48,22,918	17		
B.—Cost of Management and Establishment	16,70,115	80		
C.—Proportionate charges on account of Municipal Supervision	4,01,016	69		
	68,94,050	69		
Deduct—				
Proportionate share of cost of Management and Establishment chargeable to	Rs.	np.		
Do. do. do. (a) General Account	16,80,893	53		
(b) Capital Account	3,90,238	96		
			48,22,918	17
D.—Debt Charges			75,91,818	89
			Total	1,24,14,737 06
Capital Account—				
Improvement and Street Schemes, etc.			45,71,610	96
Proportionate share of cost of Management and Establishment chargeable to General account			3,90,238	96
Transfer of Revenue Deficit to Capital Account			8,469	42
Discount and other charges on Loan raised in 1957-58				
Repayment of 25 L. L. of 1926.				
Repayment of Rs. 40 L. L.				
			Total	49,70,319 34
			Total—General and Capital Account Expenditure	1,73,85,056 40
EXPENDITURE—E.—IMPROVEMENT SCHEMES ACCOUNT—SLUM CLEARANCE—CITY—				
General Account Expenditure—				
A.—Maintenance of Properties and Streets	36,151	90		
B.—Cost of Management and Establishment				
C.—Proportionate Charges on account of Municipal Supervision				
Deduct—				
Proportionate Share chargeable to General Account, (a) Maintenance of Properties				
Do. do. do. to Capital Account				
			36,151	90
D.—Debt Charges			2,42,289	86
			Total	2,78,441 76
Capital Account—				
Expenditure			31,89,797	98
Proportionate share of cost of Management and Establishment chargeable to Capital Account				
Transfer Deficit from General Account (under Slum Clearance)			62,222	09
Discount and other charges on loans			17,720	50
			Total	32,69,740 57
			Total, E.—Improvement Schemes Account—Slum Clearance (City)	35,48,182 33
EXPENDITURE—F.—IMPROVEMENT SCHEMES ACCOUNT—SLUM CLEARANCE—(SUBURBS)—				
General Account Expenditure—				
A.—Maintenance of Properties and Streets				
B.—Cost of Management and Establishment				
C.—Proportionate charges on account of Municipal Supervision				
Deduct—				
Proportion chargeable to General Account				
Do. Capital Account				
D.—Debt Charges				
			Total	31,299 89
Capital Account—				
Expenditure				
Transfer of Revenue Deficit to Capital A/C.				
			Total	31,299 89
			Total, F.—Improvement Schemes Account—Slum Clearance—(Suburbs)	31,299 89
Bank's reconciliation —				
* Balance as per Bank's Pass Book			82,97,256	50
Add—				
Revenue sent to the Bank on 31st March 1958 but acknowledged on 1st April 1959			10,46,531	91
			93,43,788	41
Less—				
Uncashed Cheques			11,34,071	52
			82,09,716	89
Balance in Bank as per Day Book (Column No. 10)				
Balance in Office in Government Promissory Notes, etc.	10,31,580	00		
Balance in Office in Cash	37,33,975	15		
			Total	1,29,75,272 04

V. L. GIDWANI,
Municipal Commissioner.

Appendix No. 16.

Comparison of Face, Purchase and Market Values as on 31st March 1959 of the different Securities held in the following Special Funds.

Name of Fund.	Particulars of Securities.	Face value.	Purchase rate per cent.	Actual cost at purchase rate.	Market rate per cent.	Value at Market rate.		
		Rs.	Rs. a. p.	Rs. nP.	Rs. nP.	Rs. nP.		
Municipal Fire and Accident Insurance Fund.	4 per cent. Bombay Improvement Trust Debentures.	47,400	Par.	47,400.00	} Par.	1,38,800.00		
	Do. do.	10,000	89 0 0	8,900.00				
	Do. do.	7,200	88 0 0	6,336.00				
	Do. do.	23,500	84 8 0	19,857.50				
	Do. do.	9,700	84 4 0	8,172.25				
	Do. do.	41,000	92 12 0	38,027.50	} Par.	1,16,000.00		
	3 per cent. Bombay Municipal Debentures	1,16,000	Par.	1,16,000.00				
	3½ per cent. do. do.	11,800	Par.	11,800.00				
	3½ per cent. do. do.	7,100	85 8 0	6,070.50				
	3½ per cent. do. do.	22,600	Par.	22,600.00				
	3½ per cent. do. do.	53,400	Par.	53,400.00				
	4½ per cent. Bombay Municipal Debentures	2,78,800	Par.	2,78,800.00				
	3 per cent. Conversion Loan 1946	73,900	Par.	73,900.00				
	Do. do.	1,21,600	101 0 0	1,22,816.00				
	Do. do.	1,600	100 15 0	1,615.00				
4 per cent. Loan 1960-70	7,000	88 0 0	6,160.00					
4 per cent. Bombay Municipal Debentures	1,05,600	99 25 0	1,04,808.00					
Total Rs.	9,38,200		9,26,662.75				8,87,010.00	
Net Premia Fund	3 per cent. Government Promissory Notes	900	48 0 0	432.00			72.75	654.75
	3 per cent. Bombay Municipal Debentures	1,28,800	Par.	1,28,800.00			Par.	1,28,800.00
	3 per cent. Conversion Loan 1946	2,80,000	101 0 0	2,82,800.00	74.00	8,19,624.00		
	Do. do.	8,27,600	100 15 0	8,35,358.75				
Total Rs.	12,37,300		12,47,390.75		9,49,078.75			
Provident Fund	4½ per cent. Municipal Debentures	78,26,700	98 12 0	77,28,866.25	Par.	78,26,700.00		
	4½ per cent. do.	54,13,800	99 4 0	53,73,196.50	Par.	54,13,800.00		
	4½ per cent. Municipal Debentures	2,00,000	Par.	2,00,000.00	Par.	2,00,000.00		
	4 per cent. do.	81,10,800	99 8 0	80,70,246.00	Par.	81,10,800.00		
	4 per cent. do.	22,08,800	Par.	22,08,800.00	Par.	22,08,800.00		
	3½ per cent. do.	25,12,100	Par.	25,12,100.00	Par.	25,12,100.00		
	3½ per cent. do.	1,08,48,500	Par.	1,08,48,500.00	Par.	1,08,48,500.00		
	3½ per cent. do.	1,36,100	Par.	1,36,100.00	Par.	1,36,100.00		
	3½ per cent. do.	16,81,200	99 8 0	16,72,794.00	Par.	16,81,200.00		
	3½ per cent. do.	1,25,000	86 14 0	1,08,593.75	Par.	1,25,000.00		
	3½ per cent. do.	1,65,500	86 12 0	1,43,571.25	Par.	1,65,500.00		
	3½ per cent. do.	1,00,000	86 8 0	86,500.00	Par.	1,00,000.00		
	3½ per cent. do.	1,91,000	Different rates.	1,92,531.25	Par.	1,91,000.00		
	6 per cent. Bombay Improvement Trust Debentures.	86,400	Par.	86,400.00	Par.	86,400.00		
	6 per cent. do. do.	25,600	Par.	25,600.00	Par.	25,600.00		
	4 per cent. do. do.	46,500	Par.	46,500.00	Par.	46,500.00		
	4 per cent. do. do.	16,700	84 8 0	14,111.50	Par.	16,700.00		
	4 per cent. do. do.	3,80,300	84 4 0	3,20,402.75	Par.	3,80,300.00		
	4 per cent. do. do.	1,81,300	Different rates.	1,40,693.00	Par.	1,81,300.00		
	4 per cent. do. do.	9,85,500	92 12 0	9,14,051.25	Par.	9,85,500.00		
	4½ per cent. Bombay State Development Loan 1969.	6,71,200	99 12 0	6,69,522.00	102.55	6,88,315.60		
	4 per cent. Bombay State Development Loan 1967	3,66,700	Par.	3,66,700.00	100.60	3,68,900.20		
	4 per cent. Madras Loan 1968	1,08,200	97 15 6	1,06,002.19	} 100.20	5,84,366.40		
	4 per cent. do.	4,00,000	98 0 0	3,92,000.00				
	4 per cent. do.	75,000	97 15 0	73,453.12	} 100.20	20,04,000.00		
	4 per cent. Madras Loan 1967	15,00,000	99 15 0	14,99,062.50				
	4 per cent. do.	5,00,000	99 10 0	4,98,125.00	100.15	5,00,750.00		
	4 per cent. Mysore Development Loan 1967	5,00,000	99 8 0	4,97,500.00	99.95	4,99,750.00		
	4 per cent. Bihar State Development Loan 1968	5,00,000	98 15 6	4,94,843.75	} 100.05	8,00,400.00		
	4 per cent. Andhra Loan 1967	3,00,000	99 9 6	2,98,781.25				
	4 per cent. do.	5,00,000	99 10 6	4,98,281.25	100.05	5,00,250.00		
	4 per cent. Andhra Loan 1968	5,00,000	95 12 0	4,78,750.00	97.75	5,13,187.50		
	4½ per cent. Ahmedabad Municipal Debentures.	5,25,000	100 4 0	5,26,312.50	} 100.00	13,50,000.00		
	4½ per cent. Bombay Provincial Co-op. Land Mortgage Bank Debentures.	10,50,000	97 12 0	10,26,375.00				
	4½ per cent. do. do.	3,00,000	100 4 0	3,00,750.00	} 96.50	6,75,500.00		
	4½ per cent. Madras Co-operative Central Land Mortgage Bank Debentures.	7,00,000	99 10 0	6,97,375.00				
	4½ per cent. Andhra Co-operative Central Land Mortgage Bank Debentures.	5,00,000	Par.	5,00,000.00	100.00	4,97,500.00		
	4½ per cent. Saurashtra Electric Board Loan	3,00,000	Par.	3,00,000.00	100.00	3,00,000.00		
	4½ per cent. Bombay State Financial Corporation Bonds.	10,00,000	98 8 0	9,85,000.00	100.75	10,07,500.00		
	National Savings Certificates	2,00,000	Par.	2,00,000.00	100.00	2,00,000.00		
	4 per cent. Loan 1960-70	37,500	92 8 0	34,687.50	} 100.80	90,921.60		
	4 per cent. Loan 1960-70	47,500	88 6 0	41,978.12				
4 per cent. Loan 1960-70	5,200	88 0 0	4,576					
4 per cent. Bombay State Development Loan 1964	25,00,000	100 7 0	25,10,937.50	100.60	25,15,000.00			
3½ per cent. United Provinces E. E. Loan	2,92,000	99 0 0	2,89,080.00	88.25	2,57,690.00			
4½ Kerala Fin. Corp'n. Bonds	2,00,000	98 8 0	1,79,000.00	100.00	2,00,000.00			
4½ Nagpur Corp'n. Loan-1970	2,00,000	99 0 0	1,98,000.00	100.00	2,00,000.00			
4½ Bihar State Fin. Corp'n. Bonds	2,00,000	98 0 0	1,90,000	Par.	1,90,000.00			
Total Rs.	7,52,20,100		7,47,10,650.18		7,51,91,831.30			
Carried Over	7,73,95,600		7,61,84,703.68		7,70,27,920.05			

Appendix 16—(Contd.).

Comparison of Face, Purchase and Market Values as on 31st March 1959 of the different Securities held in the following Special Funds.

Name of Fund,	Particulars of Securities.	Face value.	Purchase	Actual cost	Market rate	Value at Market
		Rs.	rate per cent.	purchase rate.	per cent.	rate.
	Brought over Rs. ...	7,73,95,600		7,68,84,703 68		7,70,27,920 05
Plant and Machinery Depreciation Fund.	4 per cent. Government Loan 1960-70 ...	4,800	92 8 0	4,440.00	100.80	18,043.20
	Do. do. ...	13,100	87 10 0	11,478.87		
	4 per cent. Bombay Improvement Trust Debentures ...	52,400	Par.	52,400.00		
	Do. do. ...	2,200	84 4 0	1,853.50		
	Do. do. ...	1,300	92 12 0	1,205.75		
	4 per cent. Bombay Municipal Debentures ...	57,600	99 8 0	57,312.00		
	4 per cent. Bombay Municipal Debentures ...	3,66,600	99 4 0	3,63,850.50		
	3 per cent. Bombay Municipal Debentures ...	5,16,900	Par.	5,16,900.00		
	3½ Do. do. ...	55,800	Par.	55,800.00		
	3 per cent. Conversion Loan 1946 ...	68,600	101	69,286.00		
4 per cent. Calcutta Port Trust Debentures 1986 ...	28,800	97 12 0	28,152.00	74.00	50,764.00	
4½ per cent. Bombay Municipal Debentures ...	58,500	Par.	58,500.00	97.75	28,152.00	
	Total Rs. ...	12,26,600		12,21,178.62		12,08,259.20
Hospital Fund	4 per cent. Calcutta Port Trust Debentures ...	44,800	97 12 0	43,792.00	97.75	43,792.00
	3 per cent. Bombay Municipal Debentures ...	84,800	Par.	84,800.00	Par.	84,800.00
	3 per cent. Conversion Loan 1946 ...	4,83,800	Par.	4,83,800.00	74.00	5,37,906.00
	Do. do. ...	2,43,100	101	2,45,531.00		
	3½ per cent. Municipal Debentures ...	24,000	Par.	24,000.00	Par.	24,000.00
	3½ per cent. Do. do. ...	2,06,100	Par.	2,06,100.00	Par.	2,06,100.00
	4 per cent. Do. do. ...	30,700	Par.	30,200.00	Par.	30,200.00
	4 per cent. Do. do. ...	1,92,100	99 8 0	1,91,139.50	par	1,92,100.00
	Total Rs. ...	13,08,900		13,09,362.50		11,18,898.00
K.E.M. Hospital and G. S. M. College Equipment Fund.	3 per cent. Conversion Loan 1946 ...	19,500	101	19,695.00	74.00	30,414.00
	Do. do. ...	21,600	Par.	21,600.00		
	4 per cent. Bombay Municipal Debentures ...	9,500	99 25	9,428.75		
	3 per cent. Municipal Debentures ...	19,100	Par.	19,100.00		
	Total Rs. ...	69,700		69,823.75		59,014.00
G. S. M. College and K. E. M. Hospital Reserach Fund.	4 per cent. Government Loan 1960-70 ...	8,400	92 8 0	7,770.00	100.8	16,732.80
	Do. do. ...	7,800	88 0 0	6,864.00		
	Do. do. ...	400	Par.	400.00		
	3 per cent. Bombay Municipal Debentures ...	8,500	Par.	8,500.00		
	4 per cent. Bombay Improvement Trust Debentures ...	400	84 4 0	337.00		
	3½ per cent. Bombay Municipal Debentures ...	2,500	Par.	2,500.00		
	3 per cent. Conversion Loan 1946 ...	12,400	101	12,524.00		
	Do. do. do. ...	200	Par.	200.00		
	3½ per cent. Bombay Municipal Debentures ...	9,900	Par.	9,900.00		
	4 per cent. Do. do. do. ...	300	99 8 0	298.50		
Do. do. do. ...	25,000	99 4 0	24,812.50	Par.	25,000.00	
	Total ...	75,800		74,106.00		72,656.80
Fidelity Guarantee Insurance Fund.	3½ per cent. Bombay Municipal Debentures ...	6,700	Par.	6,700.00	Par.	6,700.00
	3 per cent. Bombay Municipal Debentures ...	1,20,200	Par.	1,20,200.00	Par.	1,20,200.00
	3 per cent. Conversion Loan 1946 ...	18,500	Par.	18,500.00	74.00	15,392.00
	Do. do. ...	1,600	101	1,616.00		
	3½ per cent. Bombay Municipal Debentures ...	12,000	Par.	12,000.00	Par.	12,000.00
	4 per cent. Do. do. ...	5,300	Par.	5,300.00	Par.	5,300.00
	Total ...	1,64,300		1,64,316.00		1,59,592.00
Welfare Fund.	3 per cent. Bombay Municipal Debentures ...	72,200	Par.	72,200.00	Par.	72,200.00
	3 per cent. Conversion Loan 1946 ...	2,000	Par.	2,000.00	74.00	45,584.00
	Do. do. ...	59,500	101	60,095.00		
	Do. do. ...	100	100 15 0	100.94		
	4 per cent. Bombay Improvement Trust De- bentures ...	4,900	Par.	4,900.00	Par.	4,900.00
	3½ per cent. Municipal Debentures ...	900	Par.	900.00	Par.	900.00
	Total ...	1,37,600		1,40,195.94		1,23,584.00
	Carried forward ...	3,03,80,500		7,93,63,686.49		7,97,69,924.05

APPENDIX No. 16.—(Concluded).

Comparison of Face, Purchase and Market Values as on 31st March 1959 of the different Securities held in the following Special Funds.

Name of Fund.	Particulars of Securities.	Face value.	Purchase rate per cent.	Actual cost purchase rate.	Market rate per cent.	Value at Market rate.
		Rs.	Rs. a. p.	Rs. nP.	Rs. nP.	Rs. nP.
	Brought over	8,03,80,500		7,98,63,686.49		7,97,69,924.05
Land (Reclamation and Acquisition) Fund.	4½ per cent. Bombay Municipal Debentures	1,88,800	Par	1,88,800.00	Par	1,88,800.00
	4½ per cent. Do. Do.	8,700	98 12 0	8,591.25	Par	8,700.00
	4 per cent. Do. Do.	2,63,600	99 4 0	2,61,623.00	Par	2,63,600.00
	4 per cent. Do. do.	6,82,900	Par	6,82,900.00	Par	6,82,900.00
	4 per cent. do. Do.	2,76,600	99 8 0	2,75,217.00	Par	2,76,600.00
	3½ per cent. Do. do.	1,89,600	Par	1,89,600.00	Par	1,89,600.00
	3½ per cent. Do. do.	24,000	Par	24,000.00	Par	24,000.00
	3½ per cent. Do. do.	1,13,300	94 0 0	1,06,502.00	Par	1,13,300.00
	3½ per cent. do. Do.	1,47,600	Par	1,47,600.00	Par	1,47,600.00
	3½ per cent. Do. Do.	9,500	99 8 0	9,452.50	Par	9,500.00
	3 per cent. Do. Do.	12,53,000	Par	12,53,000.00	Par	12,53,000.00
	4 per cent. Bombay Improvement Trust Debentures	18,300	92 12 0	16,973.25	} Par	2,89,300.00
	Do. do. do.	23,500	Par	23,500.00		
	Do. do. do.	2,46,400	84 4 0	2,07,592.00	} Par	2,89,300.00
	Do. do. do.	1,100	84 8 0	929.50		
	3 per cent. Conversion Loan 1946	2,74,600	Par	2,74,600.00	} 74.00	2,20,002.00
	4 per cent. Loan 1960-70	22,700	100 15 0	22,912.81		
	Do.	89,600	101 0 0	90,496.00	} 100.80	1,21,262.40
	Do.	1,700	Par	1,700.00		
	Do.	900	94 4 0	848.25	} 100.20	39,078.00
Do.	2,300	92 8 0	2,127.50			
Do.	24,000	88 0 0	21,120.00	} 97.75	4,17,197.00	
Do.	1,800	87 10 0	1,577.25			
4 per cent. Madras 1968	39,000	97 15 6	38,207.81	} Par	19,100.00	
4 per cent. Calcutta Port Trust Debentures	4,26,800	97 12 0	4,17,197.00			
4½ per cent. Municipal Debentures	19,100	99 4 0	18,956.75			
	Total	43,49,400		42,86,023.87		42,63,539.40
Land Sales Reserve Fund.	3 per cent. Municipal Debentures	37,800	Par	37,800.00	Par	37,800.00
		37,800		37,800.00		37,800.00
Investment Reserve Fund.	3 per cent. Loan 1963-65	4,02,300	98 0 0	3,94,254.00	} 96.70	3,89,024.10
	3 per cent. Conversion Loan 1946	4,52,300	101 0 0	4,56,823.00		
	Do. Do.	6,40,500	Par	6,40,500.00	} 74.00	9,77,762.00
	Do. Do.	2,07,000	100 15 0	2,08,940.61		
	Do. Do.	21,500	99 12 0	21,446.25	} Par	27,40,100.00
	3 per cent. Bombay Municipal Debentures	27,40,100	Par	27,40,100.00		
	3½ Do. do.	57,300	Par	57,300.00	} Par	57,300.00
	3½ Do. do.	2,00,000	85 14 0	1,71,750.00		
	4 per cent. Bombay Improvement Trust Debentures	10,39,800	92 12 0	9,64,414.50	} Par	10,39,800.00
	3½ per cent. Bombay Municipal Debentures	31,300	Par	31,300.00		
4 per cent. Do. do.	3,56,800	Par	3,56,800.00	} Par	3,56,800.00	
4 per cent. Calcutta Port Trust Debentures	7,14,300	97 12 0	6,98,228.25			
	Total	68,63,200		67,41,856.61		64,90,314.35
Amenities Fund.	3 per cent. Bombay Municipal Debentures	55,900	Par	55,900.00	} Par	55,900.00
	3 per cent. Conversion Loan 1946	800	Par	800.00		
	3 per cent. Do. Do.	50,900	100 15 0	51,377.19	} 74.00	38,258.00
	Total	1,07,600		1,08,077.19		
Rent Equalization Fund.	3 per cent. Bombay Municipal Debentures	1,67,700	Par	1,67,700.00	Par	1,67,700.00
	3 per cent. Conversion Loan 1946	1,55,100	100 15 0	1,56,554.06	74.00	1,14,774.00
		Total	3,22,800		3,24,254.06	
	Grand Total	9,20,61,300		9,13,61,698.22		9,09,38,209.80

G. V. DAMLE,
Chief Accountant.

V. L. GIDWANI,
Municipal Commissioner.

Appendix No. 16-A.

Comparison of Face, Purchase and Market Values at 31st March 1959 of the different Securities held in the Sinking Fund.

N.B.—Special attention is invited to para. 17 of the Chief Accountant's Report.

Particulars of Securities.	Face value.	Purchase rate per cent.	Book value.		Market rate per cent.	Value at Market rate. (Municipal and Improvement Trust Debentures being valued at par).		
			Rs.	nP.		Rs.	nP.	
4 per cent. Municipal Debentures ...	57,98,800	Par	57,98,800	00	} Par	57,98,800	00	
4 Do. do. ...	52,13,800	99½	51,87,731	00		52,13,800	00	
4½ Do. do. ...	66,69,000	98½	65,85,637	50		66,69,000	00	
4½ Do. do. ...	19,64,900	ar	19,64,900	00		19,64,900	00	
4½ Do. do. ...	24,46,900	99½	24,28,548	25		24,46,900	00	
5 Do. do. ...	10,00,000	Par	10,00,000	00		10,00,000	00	
3 Do. do. ...	2,19,64,400	Par	2,19,64,400	00		2,19,64,400	00	
3½ Do. do. ...	26,07,700	Par	26,07,700	00		26,07,700	00	
3½ Do. do. ...	12,86,700	94	12,09,498	00		12,86,700	00	
3½ Do. do. ...	400	86½	347	50		400	00	
3½ Do. do. ...	15,500	86½	13,349	37		15,500	00	
3½ Do. do. ...	8,22,500	99½	8,18,387	50		8,22,500	00	
3½ Do. do. ...	2,50,000	92½	2,31,562	50		2,50,000	00	
3½ Do. do. ...	35,000	84½	29,487	50		35,000	00	
3½ Do. do. ...	1,17,000	87	1,01,790	00		1,17,000	00	
3½ Do. do. ...	1,47,700	85½	1,26,283	50		1,47,700	00	
3½ Do. do. ...	68,64,700	Par	68,64,700	00		68,64,700	00	
3½ Do. do. ...	25,33,600	Par	25,33,600	00		25,33,600	00	
4 per cent. Bombay Improvement Trust Debentures ...	15,12,800	84½	12,74,534	00		} Par	26,03,500	00
4 Do. do. ...	1,32,200	84½	1,11,709	00				
4 Do. do. ...	5,23,700	92½	4,85,731	75				
4 Do. do. ...	4,34,800	Par	4,34,800	00				
4½ Do. do. ...	18,100	Par	18,100	00	Par	18,100	00	
6 Do. do. ...	37,500	Par	37,500	00	Par	37,500	00	
4 per cent. Bombay Improvement Trust (coupon) Debentures. ...	3,76,600	84½	3,18,227	00	} Par	5,00,000	00	
4 Do. do. ...	1,23,400	84½	1,03,964	50				
3 per cent. Loan 1963-65 ...	1,93,800	98	1,89,924	00	96 70	1,87,404	60	
3 per cent. Conversion Loan 1946 ...	{ 76,39,200 33,000 37,26,700	Par 100½ 101	{ 76,39,200 33,309 37,63,967	{ 00 37 00	} 74 00	84,35,186	00	
2½ Percent Loan 1976 ...	8,57,800	82½	7,03,932	12				
4 per cent. Bombay Improvement Trust Sterling Debentures. ...	£ 25,000	£ 80	2,66,666	67	Par	7,14,118	50	
3½ per cent. National Plan Bonds ...	10,00,000	at ls. 6d. 98½	9,85,000	00	at ls. 5½ d. 99 80	3,33,913	04	
3½ per cent National Plan Bonds ...	10,00,000	98½	9,85,000	00	99 60	9,98,000	00	
4 per cent Bombay State Development Loan 1967 ...	8,300	Par	8,300	00	100 60	8,349	80	
4 per cent Loan 1972 ...	10,00,000	Par	10,00,000	00	101 65	10,16,500	00	
4 per cent Bombay Govt. Loan 1970 ...	5,00,000	Par	5,00,000	00	100 25	5,01,250	00	
3½ per cent Govt. Loan 1974 ...	5,00,000	98½	4,92,500	00	98 85	4,94,250	00	
4 per cent Calcutta Port Trust Debentures ...	6,85,300	97½	6,69,880	75	97 75	6,69,880	75	
4 per cent Bombay Port Trust Debentures ...	1,500	70	1,050	00	100 00	1,500	00	
4½ per cent Bombay State Development Loan 1969 ...	15,28,800	99½	15,24,978	00	102 55	15,67,784	40	
4 per cent Madras 1968 ...	52,800	97½	51,727	50	100 20	52,905	60	
4½ per cent Madras Co-op. central L.M.B. Debentures ...	10,00,000	99	9,90,000	00	100 25	10,02,500	00	
4½ per cent Bombay State Dev. Loan 1971 ...	21,60,000	99½	21,54,600	00	102 55	22,15,080	00	
4 per cent Loan 1960-70 ...	2,400	88	2,112	00	100 80	2,419	20	
Total Rs. ...	8,47,87,300 £ 25,000		8,42,13,436	28		8,20,94,741	89	

G. V. DAMLE,
Chief Accountant.

V. L. GIDWANI,
Municipal Commissioner.

Appendix No. 16-B

Statement showing the amount of and object for which the Donations held under Public Monuments Maintenance Fund were received from different parties up to 31st March 1959.

Name of donor.	Object for which the donation is given.	Particulars of Securities.	Face value.	Rate per cent.	Book value.
			Rs.	Rs. a.	Rs. nP.
Sir Mangaldas Nathoobhoy	Donation for the maintenance of Sir Mangaldas Nathoobhoy Clock at Mumbadevi.	3 per cent. Conversion Loan of 1946	500	Par	500.00
The Secretary, Tata Memorial	Donation for the maintenance of J. N. Tata Statue	Do. do.	1,200	Do.	1,200.00
The Secretary, Ranade Memorial	Donation for the maintenance of Ranade Statue.	{ 4 per cent. Bombay Improvement Trust Loan due 1962 3 per cent. Conversion Loan of 1946	1,000 200	Do.	1,200.00
Mr. P. J. Mistri	Donation for the maintenance of N. M. Petit Statue at Gowalia Tank Road	{ Do. do. Do. do.	2,000 1,000	Do. Do.	3,000.00
Messrs. J. D. Framroz, R. B. Jeejoebhoy and P. C. Sethna.	Donation for the maintenance of Sir D. M. Petit Statue	4 per cent. Loan 1960-70	2,400	88 0	2,112.00
Mr. Cassumally Jairebhoy Pearbhoy	Donation for the maintenance of a fountain at the junction of Hornby Road and Palton Road.	4 per cent. Loan 1960-70	5,500	92 8	5,087.50
The Secretary, Montague Memorial Fund	Donation for the maintenance of the Montague Statue at the junction of Marine Lines and Church Gate Street.	{ 3 per cent. Municipal Debentures 4 per cent. Loan 1960-70	1,200 900	Par 88 0	1,200.00 792.00
Mr. Surajmal Hanmantrai	Donation for the maintenance of a public fountain at Princess Street.	{ 4 per cent. Loan 1960-70 3 per cent. Conversion Loan of 1946	2,600 100	92 8 Par	2,405.00 100.00
Mr. Chaturbhuj Jivandas	Donation for the maintenance of the new Bandstand at Chowpatty	4 per cent. Government Loan 1960-70	400	88 0	352.00
Mr. Jannadas Dwarkadas	Donation for the maintenance of a water trough for watering Victoria horses and bullocks at the junction of Colaba and Pilot Bunder Roads.	Do. do.	400	88 0	352.00
Dr. K. E. Dadachanji	Donation for the maintenance of a fountain at the junction of Frere Road and Carnac Bridge				7,230.00
Mr. D. P. Kothare	Donation for the maintenance of a fountain at Mint Road				1,570.00
Mr. K. D. Dhuru	Donation for the maintenance of a fountain at the junction of old Purbhadevi and Cadell Road.	4 per cent. Government Loan 1960-70	15,200	88 0	452.00
Mr. Gokuldas Karsondas Shroff	Donation for the maintenance of a cattle trough and drinking fountain at Lady Jamshedji Road.	3 per cent. Conversion Loan of 1946	100	Par	1,041.00
Mr. Fattechand Revaldas	Donation for the maintenance of a fountain at Narayan Dhuru Street.				353.00
Mr. Hanaraj Pragji	Donation for the maintenance of a cattle trough at Clerk Road				2,830.00
Mr. F. P. Pavri	Donation for the maintenance of a drinking fountain at the junction of Cadell Road and Old Purbhadevi Road.	4 per cent. Loan 1960-70	600	88 0	528.00
The Secretary, Dr. Dadabhoy Naoroji Memorial Fund.	Donation for the maintenance of the Statue of Dr. Dadabhoy Naoroji	4 per cent. Loan 1960-70	1,400	88 0	1,232.00
Mr. Khimji Madon Bhujpuria	Donation for the upkeep of a water trough on site opposite the Jamshed Mill.				
Mr. L. R. Tairsee	Balance out of donation received from Mr. L. R. Tairsee for the construction of a cattle trough at the top end corner of Walkeshwar near "Tin Batti".	4 per cent. Loan 1960-70	600	88 0	528.00
		Carried forward Rs.	37,300		34,064.50

Appendix No. 16-B.—Concluded.

Name of donor.	Object for which the donation is given.	Particulars of Securities.	Face value.	Rate per cent.	Book value.
			Rs.	Rs. a.	Rs. nP.
Mr. N. P. Wadia	Balance out of donation received for construction of three cattle troughs at Bhoiwada Road, Parel Tank Road and Sewree Cross Road	4 per cent. Loan 1960-70	37,300	88 0	34,064.50
Mr. F. B. Jeejeebhoy	Balance out of donation received for the construction of a public fountain and water trough at the junction of Suparibag Road and Government Gate Road.	4 per cent. Loan 1960-70	1,200	88 0	1,056.00
Mr. Anantrao Vithoba Kowley	Balance out of donation received for the construction of a fountain and cattle trough at the junction of Bhawani Shanker Road and Gokhale Road.	3 per cent. Conversion Loan 1946	1,500	Par	1,500.00
Mr. Ramdas Raghawji Govindji	Balance out of the donation received for the construction of a fountain and cattle trough at Cave Street.	Do. Do.	1,700	Par	1,700.00
Mr. C. K. Kakade	Balance out of the donation received for the construction of a fountain at Bellasis Road.	4 per cent. Loan 1960-70	200	88 0	176.00
Hon. Secretary, Lok. Tilak Memorial Committee.	Donation for the maintenance of the Statue of Lok. Tilak at Chowpatty Sands.	3 per cent. Conversion Loan 1946	1,400	Par	1,400.00
Mr. M. E. Joshi Memorial Committee.	Donation for the maintenance of the marble bust of Mr. M. E. Joshi at Parsi Colony, Dadar.	3 per cent. Municipal Debentures	500	Par	500.00
* Sir Patrick Kelly Memorial Committee	Donation for the maintenance of the Statue of Sir Patrick Kelly, Kt., C.I.E., opposite Crawford Market.	3 per cent. Conversion Loan 1946	800	101	*808.00
Joint Honorary Secretary Dr. A. G. Viegas Memorial Committee.	Donation for the maintenance of the Statue of the late Dr. A. G. Viegas at Dhobi Talao	3 per cent. Municipal Debentures	500	Par	500.00
Khan Bahadur Kawasji J. Petigara Memorial Committee	Donation for the maintenance of the Statue of Khan Bahadur K. J. Petigara.	3 per cent. Conversion Loan 1946	500	Do.	500.00
Sir Dinshaw Watcha, Kt., Memorial Committee	Donation for the maintenance of the Statue of Sir Dinshaw Watcha, Kt.	Do. Do.	500	Do.	500.00
Trustees of late Kasambhai Vali Gangjis Estate	Donation for the maintenance of a drinking fountain at the junction of Sandhurst Road and New Chinchbunder Road	Do. Do.	1,700	Do.	1,700.00
Bai Muktabai W/o of Dr. M. V. Parulekar	Donation for the maintenance of a drinking fountain at Lakhamsey Napoo Road	Do. Do.	500	Do.	500.00
Mr. P. S. Gaikawad	Donation for the maintenance of a drinking fountain near Round Temple Sandhurst Road	Do. Do.	700	Do.	700.00
Ramji Keshonji Fire Services Committee	Donation for Maintenance of Fountain at King's Circle	Do. Do.	500	97 3	485.94
Parsi Federal Council	Donation for maintenance of statue of Shri H. C. Adenwala at Viri Nariman Road.	Do. Do.	1,000	93 4	932.50
		3½ per cent. Municipal Debentures	1,000	Par	1,000.00
		Total	53,000		49,342.94
Mrs. A. M. Stewart	Donation for maintenance of Cemetery No 20 at Antop Hill for the European Jewish Community.	3 per cent. Municipal Debentures	2,500	Par	2,500.00
Rao Bahadur Ellappa Balam	Donation for the maintenance of a Charitable Dispensary at Kamathipura	4 per cent. Bombay Improvement Trust Loan due 1966	5,000	Par	19,500.00
Bai Lingoobai, widow of Rajanna Jaloo Colaba Free Dispensary	Do. do. do. do.	4 per cent. Bombay Improvement Trust Loan due 1972	14,500	Do.	
	Donation for the maintenance of Assets of the dispensary taken over by the Municipality on its taking over the dispensary.	3 per cent. Conversion Loan 1946	10,700	Do.	10,700.00
Joint Honorary Secretaries and Treasurers, George V Anti-Tuberculosis League.	Donation for the maintenance of Assets transferred to the Municipality on its taking over the League.	4 per cent. Government Loan 1960-70	1,200	87 10	1,051.50
Mr. Shapurji Sorabji	Donation in connection with the house in Khetwadi given by him for being used as a Maternity Home.	3 per cent. Conversion Loan 1946	1,000	Par	21,000.00
	Amount representing balance out of the amount set apart for the purchase of Bai Gowrabai Dispensary Building at Kamathipura.	4 per cent. Municipal Debentures	20,000	Do.	
Messrs. Little & Co.	Donation for meeting charges for repairs, etc., to Bai Gowrabai Dispensary at Kamathipura.	3 per cent. Conversion Loan 1946	5,000	Do.	10,000.00
	Donation for establishing and maintaining Maternity Homes in Bombay	3 per cent. Conversion Loan 1946	5,000	Do.	
Unspent balance out of the donation from the estate of the late Mr. Mahomed Haji Saboo Sidick		4 per cent. Loan 1960-70	2,900	88 0	2,552.00
		3 per cent. Municipal Debentures	5,000	Par	5,000.00
		3 per cent. Municipal Debentures	52,600	Par	52,600.00
		Total	1,22,900		1,22,403.50
Cash held with the State Bank of India					1,74,246.44
					92.00
		Grand Total Rs.	1,78,400		1,74,338.44

153

G. V. DAMLE,
Chief Accountant.

* The balance of Cash after reinvestment of the proceeds of 3½ per cent Loan 1947-50 repaid by Govt. in respect of this donation is, presently held in Cash with the State Bank.

V. L. GIDWANI,
Municipal Commissioner.

Appendix No. 16-C

Statement showing the amounts of and object for which the endowments held under Endowment Fund were received from different parties upto 31st March 1959.

Name of donor.	Object for which the endowment is given.	Particulars of Securities.	Face value.	Rate per cent.	Book value.
<i>Scholarships and Prizes.</i>					
The Bhawnagar Durbar	"Bhawnagar State Entrance Scholarship" at G. S. M. College	4 per cent. Government Loan 1960-70	Rs. 5,900	Rs. 88 0	Rs. nP. 5,192.00
Dr. N. A. Purandare	"Savitribai Purandare Prize" at K. E. M. Hospital	Do. do.	300	Par	300.00
Mr. Tulsidas H. Parekh	"Bai Bachubai Thakurdas Parekh Entrance Scholarship" at G. S. M. College.	3 per cent. Conversion Loan 1946	100	Par	100.00
		4 per cent. Government Loan 1960-70	3,700	88 0	3,256.00
Mr. Lalji Naranji	"Lalji Naranji Scholarship" at G. S. M. College	Do. do.	4,500	88 0	3,960.00
Mr. Chaturbhuj Gordhandas Sunderdas	"Chaturbhuj Gordhandas Sunderdas Scholarship" and "Bai Gangabai Gordhandas Sunderdas Scholarship" at G. S. M. College.	Do. do.	9,100	88 0	8,008.00
Dr. (Mrs.) Dossibai Jehangir Rattanshaw Dadabhoy, M.D., M.R.C.P. (Lond.).	"Awabai Rattanshaw Dadabhoy Scholarship" at G. S. M. College.	Do. do.	3,900	88 0	3,432.00
		3 per cent. Conversion Loan 1946	200	Par	200.00
Mr. Jehangir Rattanshaw Dadabhoy	"Rattanshaw Dadabhoy Scholarship" at G. S. M. College	4 per cent. Government Loan 1960-70	3,900	88 0	3,432.00
The Honorary Staff and Professors of the K. E. M. Hospital and G. S. M. College.	"Bahadurji Memorial Scholarship in Surgery" at G. S. M. College.	Do. do.	3,900	88 0	3,432.00
		3 per cent. Conversion Loan	2,100	93 7	1,962.19
		3 per cent. Municipal Debentures	100	Par	100.00
The Trustees of Dr. Choksy's Entertainment Fund.	Donation for endowing a Gold Medal called "Sir Nusserwanji Choksy Memorial Prize Medal" at G. S. M. College.	4 per cent. Government Loan 1960-70	100	Par	100.00
			200	97 5	194.62
		3 per cent. Government Loan 1963-65	300	98 6	295.12
			200	98 0	196.00
H. H. the Maharana Shri Sir Doulatsingji, K.C.I.E., Thakore Saheb of Limbdi.	Donation for awarding a gold medal and a miniature replica of the Challenge Cup.	3 per cent. Conversion Loan	1,900	93 7	1,775.31
Dr. Shirwalkar Memorial Fund Committee	"Dr. Shirwalkar, General Proficiency Scholarship and Medals" at G. S. M. College.	3 per cent. Conversion Loan 1946	6,000	Par	6,000.00
		Do. do.	3,000	Par	3,000.00
Mr. Dhungavri Rangildas Desai	Donation for endowing two prizes of Rs. 20 each to the Nurses of the K. E. M. Hospital.	4 per cent. Municipal Debentures	2,000	Par	2,000.00
		4 per cent. Bombay Port Trust Bonds 1913	1,000	Par	1,000.00
Dr. E. Moses	"Mrs. Abigail Elijah Moses Prize" at K. E. M. Hospital	3 per cent. Conversion Loan 1946	500	Par	500.00
		3 per cent. Conversion Loan 1946	100	101 0	101.00
		3 per cent. Conversion Loan 1946	1,000	Par	1,000.00
		4 per cent. Government Loan 1960-70	9,000	88 0	7,920.00
Messrs. Win and Co., Solicitors, on behalf of the executors of the will of the late Mr. Kassamji Ranchhodji Desai.	"Kassamji Ranchhodji Prize" at K. E. M. Hospital	3 per cent. Government Loan 1963-65	1,200	98 6	1,180.50
		3 per cent. Conversion Loan 1946	900	101 0	909.00
		3 per cent. Municipal Debentures	300	Par	300.00
Dr. H. D'Sa	Mrs. D'Sa Memorial Gold Medal at G. S. M. College	3 per cent. Conversion Loan 1946	500	Par	500.00
Mrs. Luxmibai Kane	Dr. G. W. Kane Memorial Gold Medal at G. S. M. College	4 per cent. Bombay Port Trust Debentures	3,000	Par	3,000.00
Mr. N. Dhume	Narayan Dhume Prize at G. S. M. College	3 per cent. Conversion Loan 1946	1,200	101 0	1,212.00
Mr. Barmanand Krishnarao Rele	Dakurnath Krishnarao Rele Prize	3 per cent. Conversion Loan 1946	1,000	Par	1,000.00
Prof. Khanolkar Farewell Fund Committee	Prof. V R. Khanolkar Prizes	3 per cent. Conversion Loan 1946	500	101 0	505.00
			5,700	Par	5,700.00
Dr. P. T. Patel Memorial Fund Committee	Dr. P. T. Patel Entrance Scholarship at G. S. M. College	Do.	1,900	Par	1,900.00
		Do.	5,200	Par	5,200.00
Do. Do.	Dr. P. T. Patel Prize at G. S. M. College	Do.	100	Par	100.00
Seth G. S. M. College & K. E. M. Hospital Staff Farewell Fund Committee.	The Seth G. S. M. College and K. E. M. Hospital Staff Fund for awarding prizes and making grants for attending Medical & Scientific conferences etc.	Do.	3,100	Par	3,100.00
		Do.	9,400	Par	9,400.00
		Do.	1,700	Par	1,700.00
Dr. R. N. Cooper.	Jangoo Shavaksha Marzban Prize	Do.	2,100	Par	2,100.00
Dr. R. N. Cooper.	Bai Banoobai Nusserwanji Cooper Prize	Do.	9,000	Par	9,000.00
Lakdawala Sisters	Mrs. Soonamai Bapuji Cama Prizes	Do.	1,900	Par	1,900.00
Dr. Padshah Memorial Committee	Dr. Padshah Research Scholarship	Do.	500	Par	500.00
Mr. V. H. Hazrat	Miss. Manorama Hazrat Memorial Prize	Do.	34,000	Par	34,000.00
Dr. R. V. Phansalkar	Vasant Phansalkar Memorial Prize	Do.	1,900	Par	1,900.00
Dr. K. W. Dani	K. W. Dani Scholarship at G. S. M. College.	Do.	1,600	Par	1,600.00
		Do.	1,000	Par	1,000.00
Scholarships—Total, Carried over Rs. ...			1,50,700		1,45,162.74

Appendix 16-C—(Contd.)

Name of donor.	Object for which the endowment is given.	Particulars of Securities.	Face value.	Rate per cent.	Book value.
			Rs.	Rs. a.	Rs. nP.
Dr. A. L. Nair	Dr. A. L. Nair Memorial Scholarship and Prize Distribution Fund" at T. N. M. College	Brought forward Rs. ...	1,50,700		1,45,162.74
Master Vishwanath Narayan Sambhoo and Dr. N. V. Ajinkya	"Master Vishwanath Narayan Sambhoo Scholarship and Dr. N. V. Ajinkya's Silver Medal" at T. N. M. College	3 per cent. Conversion Loan 1946	7,300	Par	7,300.00
Dr. V. G. Rele	"Dr. V. G. Rele Gold Medal" at T. N. M. College.	Do.	3,200	Par	3,200.00
Dr. D. B. Pandya	"Dr. D. B. Pandya's Prize in Books" at T. N. M. College.	Do.	3,400	Par	3,400.00
Dr. H. A. Maniar	"Dr. H. A. Maniar Gold Medal" at T. N. M. College	Do.	1,000	Par	1,000.00
Shankarsheth Family	For maintenance of a bed at B. Y. L. Nair Hospital	Do.	1,000	Par	1,000.00
Dr. P. C. Bharucha	"For the library at G. S. M. College"	Do.	30,500	Par	30,500.00
Dr. Bacha Memorial Fund	"For purchase of books and journals for the library at G.S.M. College	3 1/2 per cent. Bombay Municipal Debentures	99,000	100-8	99,495.00
Dr. N. A. Purandare Prize	"Dr. N. A. Purandare Prize in midwifery and Gynaecology"	3 per cent. Conversion Loan 1946	25,000	Par	25,000.00
		Do.	100	Par	100.00
		4 per cent. B. I. T. Debentures	1,000	Par	1,000.00
		4 per cent. Municipal Debentures	3,500	Par	3,500.00
Dr. Dudha	"Dudha Memorial Fund	3 per cent. Conversion Loan 1946	1,600	99-8	1,592.00
Dr. D. D. Sathe	"D. D. Sathe Prize in Anatomy	3 per cent. Conversion Loan 1946	1,000	99-8	995.00
Dr. Miss. S. R. Malyankar	"Miss. S. R. Malyankar Prize	3 per cent. Conversion Loan 1946	300	99-10	298.87
M. M. Parab	M. M. Parab Endowment Prize	4% Municipal Debentures	4,400	Par	4,400.00
The President T.N.M. College Students' Gathering Committee.	Mahatma Gandhi Memorial Fund.	3% Conversion Loan 1946	1,400	98-7	1,378.12
Dr. A. E. D'Sa	The Clemantina Desa Scholarship	3% Conversion Loan 1946	10,000	97-3	9,718.75
Dr. P. F. Soonawala	Dr. Soonawala gold medal in medicine	Do. do.	4,000	97-6	3,895.00
Dr. S. B. Parchure	Dr. Parchure prize	3% Conversion Loan 1946	3,000	97-6	2,921.25
		Do. do.	2,500	Par	2,500.00
Dr. M.N. Billimoria	Dr. Manek Billimoria prize in Pathology	3% development Loan 1970-75	500	Do.	500.00
Dr. Variava	Dr. Variava Scholarship in Anatomy	3% Conversion Loan 1946	1,000	93	930.00
Shri Ladha Chapsi	Shri Ladha Chapsi Scholarship	Do. do.	16,100	92-15-6	14,967.97
Trustees of the Estate of the late Dr. Homi D. Gandhi	Dr. Homi D. Gandhi Scholarship	Do. do.	3,500	81-2	2,839.37
Dr. G. P. Nair	Dr. G. P. Nair Scholarship for Embroyology	Do. do.	15,100	80-4	12,117.75
		Do. do.	600	81-2	486.75
		Do. do.	3,000	80-4	2,407.50
Smt. Shuahila M. Desai	Donation for purchasing Journals on Anesthesia and of a library on Anesthesia.	Do. do.	10,000	Par	10,000.00
Bombay Municipal Official Association	Donation from Municipal Official Association for awarding scholarships	4 per cent Municipal Debentures	1,500	100-4	1,503.75
		Do. do.	10,000	99-4	9,925.00
Dr. P. M. Mehta	Mrs. Chandangavri Punamchand Mohanlal Mehta Prize	4% Bombay State Development Loan 1970	400	99-14	399.50
Sheth G. S. M. College out of Silver Jubilee fund	Kesarbai Kerkar Prize	3 1/2% Municipal Debentures	1,000	Par	1,000.00
Dr. J. N. Karande & Smt. G. N. Karande	Prize in midwifery and Gynocology	4% Loan 1960-70.	1,500	94-4	1,413.75
Smt Kamala R Dhayagude	Dr R. G. Dhayagude Prize	3% Conversion Loan 1946	3,500	Par	3,500.00
Dr. S. G. Vengsarkar Farewell Function Committee	Dr. S. G. Vengsarkar farewell Fund Prize	4% Bombay State Development Loan 1970	4,900	99-14	4,893.87
		3% Conversion Loan 1946	700	74-6	520.62
Dr. L. H. Hiranandani	Dr. L. Hiranandani Scholarships	3% Conversion 1946	6,000	Par	6,000.00
Dr. B. N. Purandare	Dr. B. N. Purandare Medal	3% First Development Loan 1970-75.	1,000	Par	1,000.00
		4% Madras Loan 1967	500	Par	500.00
Staff and Students' of K. E. M. Hospital and G. S. M. College	Dr. N. D. Patel Prize in Medicine, Dr. D. N. Patel Prize in Surgery, and Dr. N. D. Patel Lectures	4% B. I. T. Debentures 1973	11,000	nP.	10,692.00
Dr. A. S. Paranjape Dr. G. M. Phadke	For purchase of Journals in Marathi	Do.	1,000	97.20	972.00
		Scholarship, Total Rs.	4,46,700		4,34,926.56
		Carried forward Rs.	4,46,700		4,34,926.56

155

Appendix No. 16-C (Concluded.)

Name of donor.	Object for which the endowment is given.	Particulars of Securities.	Face value. Rs.	Rate per cent. Rs. a.	Book value. Rs. nP.
		Brought over Rs.	4,46,700		4,34,926.56
	<i>Clothing.</i>	3 per cent. Conversion Loan 1946	10,000	Par	10,000.00
		Do. do.	18,600	Par	18,600.00
		Do. do.	2,000	Par	2,000.00
		4 per cent. Government Loan 1960-70	8,000	88 0	7,040.00
		4 per cent. Government Loan 1960-70	4,800	87 10	4,206.00
		4 per cent. Government Loan 1960-70	2,000	76 5	1,526.25
		3 per cent. Loan 1963-65	4,000	98 0	3,920.00
		4 per cent. Bombay Improvement Trust Debentures	100	Par	100.00
		Clothing, Total Rs.	49,500		47,392.25
	<i>Education.</i>	3 per cent. Conversion Loan 1946	900	Par	900.00
		Education Total Rs.	900		900.00
	<i>Poor Box Charity.</i>	4 per cent. Government Loan 1960-70	5,700	88 12	5,058.75
		4 Do. do. 1960-70	100	88 0	88.00
		3 per cent. Municipal Debentures	1,000	Par	1,000.00
		Poor Box Charity, Total Rs.	6,800		6,146.75
	<i>Convalescent Home.</i>	3 per cent. Conversion Loan 1946	44,000	Par	44,000.00
		Do. do.	100	100 15	94.50
		4 per cent. Government Loan 1960-70	13,500	Par	13,500.00
		Do. do.	500	92 8	465.00
		Do. do.	600	88 0	528.00
		4 Do. Bombay Port Trust Debentures	4,000	Par	4,000.00
		4 Do. Bombay Improvement Trust Debentures	24,000	Do.	24,000.00
		5 Do. Bombay Municipal Debentures	7,000	Do.	7,000.00
		3 Do. do. do.	70,900	Do.	70,900.00
		3 Do. do.	2,200	Do.	2,200.00
		3 Do. Bombay Municipal Debentures	33,000	Do.	33,000.00
		3 Do. Bombay Municipal Debentures	73,700	Do.	73,700.00
		4 Do. Bombay Municipal Debentures	1,29,100	Do.	1,29,100.00
		3 Do. Bombay Municipal Debenture	600	Do.	600.00
		4 Do. do. do.	75,000	Do.	75,000.00
		4 Do. do. do.	700	99 8	696.50
		Convalescent Home, Total Rs.	4,39,200		4,39,187.94
		3 per cent. Conversion Loan, 1946	38,600	Par	38,600.00
		Total Amount in Securities Rs.	9,91,800		9,67,153.50
		Cash held with the State Bank of India Rs.	...		*94.25
		Grand Total Rs.	...		9,67,247.75

156

G. V. DAMLE,
Chief Accountant.

* Cash Balance is in respect of Convalescent Home.

V. L. GIDWANI,
Municipal Commissioner.

Appendix No. 17

Statement showing the Quantity and Value of Several Articles upon which Town duty was Levied during 1958-59 under Sec. 192 (1) of the Bombay Municipal Corporation Act of 1888.

No. 17

Duty was Levied during 1958-59 under Sec. 192 (1) of the Bombay Municipal Corporation Act of 1888.

Main table with columns for Months and Year, various articles (e.g., Flour, Wine and Spirits, Beer, Sugar, Ghee, Timber, Firewood, Charcoal, Tea, Coal, Dry date, Wet date, Cement, Iron and Steel, Paper, Straw Board, Tinned provisions, Paddy, Sundries), and Total. Includes sub-tables for 'Duty collected by B.P.T.', 'Duty collected by Central Railways', 'Duty collected by Western Rly.', 'Duty collected by E. & T. D. Co.', and 'Duty collected by Central Estate'.

C. V. DAMLE, Chief Accountant.

Summary table showing Grand Total, Add-Refund passed by E. & T. D. O., and Net T.D. Revenue for 1958-59. Includes sub-tables for 'Total collection of Town Duty for 1958-59' and 'Deduct- Outstanding balance on 31st March 1959'.

Income of the Bombay Municipal Corporation from the year

Year.	Valuation.	House Rate.	TAXATION PROCEEDS							
			General Tax.	Wheel Tax and Tolls.	Licenses for Trades, Land Conveyances, Music, etc.	Town Duties.	Cotton Duty.	Liquor Licenses.	Tobacco Licenses.	Fire Rate.
1932-33	14,41,33,933	@ 11%	1,20,42,747	10,70,340	1,71,385	11,27,188	8,28,856	1,43,750	3,50,771	@ 1%
1933-34	14,32,51,802	Do.	1,22,45,281	10,57,393	1,69,759	14,02,738	8,86,189	1,43,750	2,54,247	Do.
1934-35	14,54,15,785	@ 12%	1,33,68,984	11,46,683	1,78,149	13,87,977	758	1,43,750	3,65,150	Do.
1935-36	14,72,00,410	Do.	1,28,88,990	11,13,357	1,82,301	14,77,756		1,43,750	3,28,225	Do.
1936-37	13,31,56,299	@ 11%	1,26,18,595	10,74,038	1,92,968	14,48,130		1,43,750	3,93,000	Do.
1937-38	13,62,69,866	Do.	1,25,73,931	14,29,080	1,93,564	13,09,001		1,43,750	4,14,250	Do.
1938-39	13,48,69,247	Do.	1,36,06,715	13,69,662	2,09,522	15,52,261		1,43,750	1,58,970	Do.
1939-40	13,97,61,676	Do.	1,34,47,825	12,74,008	2,38,219	13,78,340				Do.
1940-41	14,14,61,189	Do.	1,38,54,785	13,59,332	2,33,806	14,24,031				Do.
1941-42	14,27,65,826	Do.	1,39,20,308	14,70,207	2,33,096	18,48,316				Do.
1942-43	14,63,63,848	Do.	1,47,94,959	18,14,308	2,32,983	14,82,649				Do.
1943-44	15,93,54,514	Do.	1,53,51,010	16,46,989	2,57,465	16,17,662				Do.
1944-45	16,00,98,370	Do.	1,59,44,469	17,58,787	2,62,101	19,40,054				Do.
1945-46	16,71,69,555	@ 12%	1,83,61,824	18,75,449	2,74,845	20,95,634				Do.
1946-47	17,14,40,860	@ 14%	2,14,07,728	19,39,863	2,68,634	16,18,470				Do.
1947-48	17,78,96,754	@ 14%	2,29,65,301	23,39,246	6,07,008	87,75,728				@ 1% From 1-4-1947 to 30-9-1947 & @ 3% From 1-10-1947 to 31-3-1948. @ 2%
1948-49	19,38,46,730	@ 14%	2,37,30,441	25,30,685	8,67,342	62,21,527				
1950-51	20,17,48,106	@ 14%	2,50,40,901	30,89,445	10,58,763	68,81,140				
1949-50	20,35,42,407	@ 14%	2,61,90,737	38,80,736	10,26,568	67,62,787				Do.
1951-52	21,00,54,130	@ 14%	2,57,58,248	40,69,323	10,05,160	68,51,335				Do.
1952-53	21,99,08,994	@ 17%	3,22,51,699	41,08,243	11,31,060	69,92,348				Do.
1953-54	23,43,85,349	@ 17%	3,45,17,803	41,37,987	10,90,664	72,96,373				Do.
1954-55	24,98,47,735	@ 17%	3,47,17,755	40,89,102	10,81,128	74,56,026				Do.
1955-56	25,20,61,126	@ 17%	3,81,49,844	41,77,754	10,43,806	88,11,375				Do.
1956-57	25,74,42,662	@ 17%	3,87,62,716	44,69,345	12,36,377	91,34,942				Do.
1957-58	...	@ 17%	4,10,61,749	45,42,764	12,91,292	90,69,545				Do.
1958-59	...	@ 17%	4,01,61,279	46,76,066	12,61,138	91,76,288				Do.

* Abolished with effect from 1-4-1934.
† As per S. C. R. No. 646, dated the 3rd October 1935

G. V. DAMLE,
Chief Accountant.

Expenditure of the Bombay Municipal Corporation

Year.	General Superintendence.	Assessment and Collection.	Fire Brigade.	Public Works (Engineering) Department.	Public Health Department.	General Stores.	Pensions and Gratitudes and Provident Fund.	Education.	Medical Relief.	Debt.	Contribution to Budget D	Contribution to Budget 'F'.
1932-33	3,85,083	4,66,482	3,02,499	55,88,550	31,25,898	62,292	8,16,812	32,45,592	17,13,017	1,33,53,226
1933-34	3,77,708	4,58,593	2,69,016	53,90,313	29,83,376	61,293	9,48,829	32,30,720	16,56,005	1,32,22,310
1934-35	3,12,069	4,53,999	2,94,402	50,68,619	29,08,983	62,330	9,85,621	32,02,997	16,48,684	1,25,93,943
1935-36	4,57,885	6,21,859	3,31,127	51,72,046	28,31,750	75,535	10,01,238	32,11,219	16,85,887	1,2,43,455
1936-37	4,73,635	6,35,879	3,56,413	53,03,448	28,66,924	76,752	10,58,470	33,86,264	17,96,734	1,19,45,222
1937-38	4,71,811	6,28,592	4,16,289	58,01,823	29,68,240	73,772	9,34,532	35,05,561	19,15,745	1,20,46,808
1938-39	5,23,131	6,58,051	3,40,593	59,84,010	29,85,995	74,450	11,70,589	36,44,231	19,51,873	1,21,88,098
1939-40	5,03,569	6,71,512	3,45,411	61,16,547	31,69,113	75,741	12,08,364	38,33,790	20,72,534	1,23,36,073
1940-41	5,17,249	7,50,916	3,36,242	63,91,043	32,92,424	73,870	12,47,477	41,76,076	21,11,929	1,24,94,111
1941-42	5,11,192	7,62,592	3,39,989	62,17,370	31,75,222	75,905	12,73,507	41,55,226	19,34,992	1,26,83,919
1942-43	5,29,154	7,71,691	3,30,152	60,10,818	32,21,516	76,290	12,74,070	42,41,771	20,62,631	1,25,66,415
1943-44	5,61,389	7,84,471	3,39,551	63,23,562	35,01,906	76,435	13,19,918	47,57,820	23,58,896	1,24,57,713
1944-45	5,79,837	7,88,907	3,47,768	69,55,431	35,55,521	83,096	13,58,305	53,85,510	24,14,403	1,24,88,638
1945-46	5,58,655	8,06,728	3,96,054	77,91,051	37,34,719	84,367	14,77,878	61,20,008	28,34,880	1,24,41,110
1946-47	7,72,645	8,81,317	5,38,505	78,41,842	50,26,744	1,03,181	18,43,104	70,60,722	27,40,313	1,23,57,002
1947-48	10,16,124	11,45,857	6,43,478	86,18,307	61,66,675	1,16,263	21,56,182	85,33,534	36,65,010	1,26,83,239
1948-49	10,95,735	12,54,892	8,85,966	1,28,97,027	69,45,720	1,25,330	21,99,272	99,67,434	48,01,853	1,31,19,033
1949-50	13,12,774	13,16,860	7,10,044	1,12,54,092	73,64,702	1,29,606	21,44,468	97,69,199	54,94,644	1,31,81,895
1950-51	13,67,713	12,97,943	7,42,700	1,23,13,134	79,44,516	1,38,794	23,26,943	1,02,85,106	63,36,012	1,39,45,162
1951-52	13,88,149	13,03,440	7,72,330	1,21,61,117	73,42,667	1,37,804	24,36,332	1,13,69,469	71,09,191	1,57,26,522	10,00,74	...
1952-53	14,90,681	13,78,895	7,82,425	87,05,404	1,11,48,884	1,59,425	23,39,377	90,35,823	78,65,585	1,88,48,872	12,96,071	...
1953-54	15,40,664	12,95,436	9,58,763	89,88,668	1,18,91,705	1,53,685	24,86,785	1,03,01,869	74,98,75	2,09,54,663	13,14,495	...
1954-55	15,34,067	13,25,447	8,67,343	92,46,554	1,18,50,858	1,61,900	27,48,996	1,09,57,542	80,30,490	2,14,72,356	13,71,000	...
1955-56	16,32,595	13,70,851	8,81,733	97,10,707	1,36,77,947	1,74,068	24,76,153	1,11,69,478	79,11,101	2,29,14,514	14,08,166	...
1956-57	17,20,090	12,86,012	8,81,528	94,12,430	1,27,50,662	1,77,305	29,04,102	1,21,37,857	91,53,056	2,63,6,234	16,87,867	...
1957-58	17,64,326	13,67,325	8,83,359	1,43,86,915	1,48,83,819	1,92,080	30,25,613	1,23,38,244	93,75,013	2,72,24,997	17,60,440	4,40,110
1958-59	22,81,832	18,35,176	11,58,928	1,63,65,781	2,07,15,438	2,93,878	29,07,609	1,43,53,212	1,35,91,272	1,86,15,943	17,37,063	4,34,266

* This comprises of contribution to wards Education Fund Rs. 1,24,66,295 and Expenditure on Secondary and higher Education Rs. 18,86,917.

G. V. DAMLE
Chief Accountant.

No. 18.

1932-33 to the close of the Financial year 1958-59.

Fire Tax.	Total Taxation Proper.	SERVICES RENDERED.			MISCELLANEOUS.	Transfer from B.E.S.T. Fund.	Transfer from Post war reconstruction Fund.	Total Income.	Year.	Population by Census.	Incidence of Taxation per head of population.	Five year average annual income.
		Halal-hore Tax.	Water Tax.	Total services rendered.	Returns from Property and Miscellaneous.							
Rs.	Rs.	Rs.	Rs.	Rs.	Rs.	Rs.	Rs.	Rs.			Rs. a. p.	Rs.
5,48,757	1,62,83,794	30,78,239	63,86,907	94,65,146	42,53,441			3,00,02,381	1932-33	1,161,383	22 2 9	3,15,57,228
5,56,824	1,67,16,181	30,88,965	62,98,417	93,87,382	53,12,408			3,14,15,971	1933-34		22 7 7	
5,58,891	1,71,50,342	31,48,555	63,27,589	94,76,144	53,06,620			3,19,33,106	1934-5		22 14 10	
5,37,641	1,66,72,020	30,08,828	67,05,265	97,14,093	59,90,340			3,23,76,453	1935-36		22 11 6	3,49,67,653
5,68,933	1,64,39,414	32,10,543	70,15,634	1,02,26,177	53,92,638			3,20,58,229	1936-37		22 15 4	
5,72,309	1,66,35,885	33,39,105	75,14,123	1,68,53,228	55,27,305			3,30,16,418	1937-38		23 10 8	
6,18,808	1,76,59,688	36,26,492	77,83,976	1,14,10,468	56,97,119			3,47,67,275	1938-39		25 0 6	44,93,993
6,12,659	1,69,51,051	36,93,912	80,70,695	1,17,64,607	59,40,443			3,46,56,101	1939-40		24 0 7	
6,46,399	1,75,18,353	37,82,518	82,25,310	1,20,07,828	61,05,584			3,56,31,765	1940-41	1,489,883	19 13 2	
6,33,068	1,81,04,995	37,55,679	86,29,048	1,23,84,727	62,76,481			3,67,66,203	1941-42		20 0 5	7,16,01,744
6,67,934	1,89,92,833	38,74,536	91,31,751	1,30,06,287	69,02,821			3,89,01,941	1942-43		21 7 8	
6,97,400	1,95,45,526	41,21,425	1,00,15,685	1,41,37,110	67,40,897			4,03,98,533	1943-44		22 9 9	
7,24,083	2,06,29,494	43,02,628	1,10,25,653	1,53,28,281	70,19,841			4,29,77,616	1944-45		24 0 2	3,49,67,653
7,68,451	2,33,76,203	46,58,271	1,26,78,923	1,73,37,194	80,24,055			4,87,37,452	1945-46		27 5 3	
7,69,020	2,60,03,715	48,03,155	1,47,74,520	1,95,77,675	81,00,024			5,38,81,414	1946-47		30 9 6	
8,45,384	3,55,32,667	48,54,811	1,34,81,288	1,83,36,099	1,23,00,476		8,36,638	6,70,05,880	1947-48		36 2 6	44,93,993
12,31,631	3,45,81,626	50,63,233	1,32,65,684	1,83,28,917	1,50,87,663	5,00,000.	28,88,151	7,13,86,357	1948-49		35 8 1	
13,32,735	3,74,02,984	55,75,898	1,41,06,712	1,96,82,610	1,03,43,435		19,69,564	7,04,82,128	1949-50		38 5 1	
14,11,578	3,92,72,406	50,55,599	1,34,20,811	1,84,76,410	1,23,40,799		7,75,700	7,19,83,640	1950-51	23,25,945	24 13 3	7,16,01,744
14,96,233	3,91,80,299	58,12,908	1,60,59,149	2,18,72,057	1,27,92,801		7,29,946	7,71,50,714	1951-52		26 6 2	
14,86,108	4,59,69,458	61,20,440	1,75,90,901	2,37,11,341	1,20,25,294			8,45,81,775	1952-53		30 1 1	
15,45,199	4,85,88,026	62,75,274	1,80,65,142	2,43,40,416	1,17,75,509			8,78,14,865	1953-54		31 8 10	44,93,993
15,43,237	4,88,87,248	64,56,217	1,90,97,892	2,55,54,109	1,40,17,924			9,18,99,105	1954-55		32 2 11	
16,87,488	5,38,70,266	70,19,589	2,19,79,117	2,89,98,706	1,36,05,309			10,02,28,952	1955-56	23,29,020	37 3 5	
17,10,644	5,53,14,024	72,46,082	2,35,65,451	3,08,11,503	1,46,61,376			10,48,07,013	1956-57		Rs. n.p.	7,16,01,744
18,13,946	5,77,79,296	73,79,744	2,53,22,808	3,27,02,552	1,50,56,142			10,95,74,478	1957-58		39 19	
17,79,054	5,70,53,825	81,57,778	2,47,73,832	3,29,31,610	1,69,19,335			11,09,35,626	1958-59			

V. L. GIDWANI,
Municipal Commissioner.

No. 19.

from the year 1932-33 to the close of the financial year 1958-59.

Contribution to Improvement Schemes.	Public Gardens.	Measures for Civil Defence.	Dearness Allowances.	Epidemics including disinfection charges.	Slum Service.	Works Carried out of Post War Reconstruction Fund.	Miscellaneous.	Total.	Year.	Five Year Average annual expenditure.
Rs.	Rs.	Rs.	Rs.	Rs.	Rs.	Rs.	Rs.	Rs.		Rs.
23,52,242	1,57,884			65,982			5,33,558	3,21,69,117	1932-33	3,19,13,361
(a) 32,84,740	1,57,141			67,759			4,43,796	3,25,51,599	1933-34	
33,39,680	1,45,748			69,968			5,32,016	3,16,19,059	1934-35	
33,42,690	1,34,173			69,060			2,15,609	3,12,97,539	1935-36	3,45,63,300
32,22,391	1,35,584			64,436	4,14,500		1,92,837	3,19,29,489	1936-37	
34,40,225	1,35,807			71,497			3,36,482	3,27,48,184	1937-38	
34,29,454	1,56,149			73,545			3,04,181	3,34,84,350	1938-39	7,01,25,368
37,11,006	1,76,458		57,522	89,031			3,77,367	3,47,44,038	1939-40	
35,73,077	1,78,329		2,98,560	73,624			4,03,477	3,59,18,406	1940-41	
36,88,945	1,65,322		3,08,010	74,621			5,54,709	3,59,21,521	1941-42	4,34,72,503
(b) 24,69,485	1,67,090	11,55,548	9,72,830	62,514			5,53,473	3,64,65,448	1942-43	
(b) 26,26,997	1,95,468	3,81,622	24,45,180	99,097			8,66,424	3,90,96,449	1943-44	
27,26,785	2,33,365	69,936	34,60,430	94,086			7,53,269	4,12,95,287	1944-45	4,34,72,503
28,36,497	2,29,733	1,43,407	42,86,690	92,223			54,79,001	4,93,13,002	1945-46	
9,99,589	2,50,306	Cr. 23,189	57,43,782	97,661			29,58,806	5,11,92,330	1946-47	
29,96,319	2,86,817	68,079	66,91,158	1,50,771		3,69,003	13,05,858	5,66,12,674	1947-48	7,01,25,368
31,71,923	3,80,474		96,31,083	2,83,234		4,33,714	16,86,538	6,88,79,228	1948-49	
32,91,464	4,34,262		1,08,87,908	3,32,234		19,57,718	14,40,408	7,10,22,278	1949-50	
34,63,721	4,68,788		1,12,58,978	4,47,034		10,90,323	14,05,868	7,48,32,735	1950-51	4,34,72,503
36,28,232	4,99,873		1,10,21,951	4,59,660		5,04,689	24,18,493	7,92,79,925	1951-52	
35,83,626	5,37,053		1,16,76,644	3,38,795		2,97,973	28,00,525	8,22,85,661	1952-53	
36,99,386	5,90,432		1,15,47,541	7,09,299		2,520	20,72,202	8,60,06,843	1953-54	8,97,77,219
39,62,054	5,56,801		1,15,96,868	7,33,453			18,52,778	8,82,68,562	1954-55	
39,88,977	5,69,334		1,19,96,865	7,46,382			24,89,013	9,31,17,884	1955-56	
43,75,170	5,49,972		1,21,37,388	7,74,425			29,33,049	9,92,07,147	1956-57	4,34,72,503
44,52,856	5,72,127		1,24,89,414	8,38,797			26,59,128	10,72,54,063	1957-58	
46,04,236	8,55,521			11,92,434			13,80,462	11,23,28,001	1958-59	

* D. A. included under Establishment charges as per S.C.R. No. 18/07-11-58 C.R. No. 1714/9-3-59.

(a) Includes Rs. 10,94,913 on account of increased contribution payable towards Improvement Schemes due to the amalgamation of the City Improvement Trust with the Municipality with effect from 1-10-1938 under Bombay Act XIII of 1933.

(b) The contribution is reduced by Bombay Act No. XVI of 1942

V. L. GIDWANI,
Municipal Commissioner.

Appendix No. 20.

Contrasted Statement of income and Expenditure of the Bombay Municipal Corporation
from 1932-33 to 1958-59.

Year.	Income.	Expenditure.	DIFFERENCE	
			Surplus	Deficit.
	Rs.	Rs.	Rs.	Rs.
1932-1933	3,00,02,381	3,21,69,117	...	21,66,736
1933-1934	3,14,15,971	3,25,51,599	...	11,35,628
1934-1935	3,19,33,106	3,16,19,059	3,14,047	...
1935-1936	3,23,76,453	3,12,97,539	10,78,914	...
1936-1937	3,20,58,229	3,19,29,489	1,28,740	...
1937-1938	3,30,16,418	3,27,48,184	2,68,234	...
1938-1939	3,47,67,275	3,34,84,350	12,82,925	...
1939-1940	3,46,56,101	3,47,44,038	...	87,937
1940-1941	3,56,31,765	3,59,18,406	...	86,641
1941-1942	3,67,66,203	3,59,21,521	8,44,682	...
1942-1943	3,89,01,941	3,64,65,448	24,36,493	...
1943-1944	4,03,98,533	3,90,96,449	13,02,084	...
1944-1945	4,29,77,616	4,12,95,287	16,82,329	...
1945-1946	4,87,37,452	4,93,13,002	...	5,75,550
1946-1947	5,36,81,414	5,11,92,330	24,89,084	...
1947-1948	† 6,70,05,880	†† 5,66,12,674	1,03,93,206	...
1948-1949	(a) 7,13,86,357	(b) 6,88,79,228	25,07,129	...
1949-1950	(c) 7,04,82,128	(d) 7,10,22,278	...	5,40,150
1950-1951	(e) 7,19,83,640	(f) 7,48,32,735	...	28,49,095
1951-1952	(g) 7,71,50,714	(h) 7,92,79,925	...	21,29,211
1952-1953	8,45,81,775	(i) 8,22,85,661	22,96,114	...
1953-1954	8,78,14,865	(j) 8,60,06,843	18,08,023	...
1954-1955	9,18,99,105	8,82,68,562	36,30,543	...
1955-1956	10,02,28,952	9,31,17,884	71,11,068	...
1956-1957	10,48,07,013	9,92,07,147	55,99,866	...
1957-1958	10,95,74,478	10,72,54,063	23,20,415	...
1958-1959	11,09,35,626	11,23,28,001	...	13,92,375

† Includes (i) Transfer from P. W. R. Fund Rs. 8,36,638

(ii) Grant-in-aid from Government Rs. 30,00,000

†† Includes expenditure of Rs. 3,69,003 incurred on works carried out of P. W. R. Fund.

(a) Includes (i) Transfer from P. W. R. Fund Rs. 28,88,151

(ii) Grant-in-aid from Government Rs. 50,00,000

(b) Includes expenditure of Rs. 4,33,714 incurred on works carried out of P. W. R. Fund.

(c) Includes (i) Transfer from P. W. R. Fund Rs. 19,69,564.

(d) Includes expenditure of Rs. 19,57,718 incurred on works carried out of P. W. R. Fund.

(e) Includes Transfer from P. W. R. Fund Rs. 7,75,700.

(f) Includes expenditure of Rs. 10,90,323 on works carried out of the amount transferred out of the P. W. R. Fund.

(g) Includes transfer from P. W. R. Fund Rs. 7,29,946.

(h) Includes expenditure of Rs. 5,04,689, on works carried out of the amount transferred out of the P. W. R. Fund.

(i) Includes expenditure of Rs. 2,97,973, on works carried out of the amount transferred out of P. W. R. Fund.

(j) " " " 2,520 " Do.

G. V. DAMLE,
Chief Accountant.

V. L. GIDWANI,
Municipal Commissioner.

Appendix No. 21
IMPROVEMENT SCHEMES

General Financial Statistics

Particulars.	1954-55.	1955-56.	1956-57.	1957-58.	1958-59.
GENERAL ACCOUNT.	Rs.	Rs.	Rs.	Rs.	Rs.
<i>Receipts.</i>					
1. Land Revenue ...	71,82,834	68,60,623	68,68,254	67,23,578	67,22,086
2. Municipal contribution ...	39,62,054	39,88,977	43,75,171	44,52,856	46,04,236
3. Grant in-aid from Government ...	10,00,000	6,38,653	5,00,000	14,56,456	7,55,669
4. Miscellaneous ...	5,90,127	4,42,158	5,02,702	4,64,856	3,24,277
	1,27,35,015	1,19,30,411	1,22,46,127	1,30,97,746	1,24,06,268
<i>Expenditure.</i>					
5. Maintenance of Properties and Streets ...	48,12,396	48,30,632	51,83,646	47,84,527	48,22,918
5A. Proportionate charges on Account of cost of management and Establishment and of Municipal Supervision to be adjusted hereafter
6. Debt Charges ...	75,94,886	75,61,916	75,18,937	76,12,432	75,91,819
	1,24,07,282	1,23,92,548	1,27,02,583	1,23,96,959	1,24,14,737
<i>Less—</i> Proportionate charges on Account of management and Establishment and Municipal Supervision for the previous year adjusted during this year	33,614
	1,23,73,668	1,23,92,548	1,27,02,583	1,23,96,959	1,24,14,737
8. Surplus (+) or Deficits (—)	+3,61,347	—4,62,137	—4,56,456	+7,00,787	—8,469
<i>Loans.</i>					
9. Debt outstanding ...	15,19,16,670	15,11,58,132	15,06,53,771	14,79,89,206	14,68,95,030
10. Redemption and Sinking Funds in hand or invested ...	5,49,32,818	5,79,78,807	6,11,49,259	6,28,30,609	6,60,53,565
11. Net Loan Debt	9,69,83,852	9,31,79,325	8,95,04,512	8,51,58,597	8,08,41,465

G. V. DAMLE,
Chief Accountant

V. L. GIDWANI,
Municipal Commissioner.

Appendix No. 22
IMPROVEMENT SCHEMES
General Account for the year ending 31st March 1959

Particulars.	Amount.	Particulars.	Amount.
	Rs.		Rs.
To Revenue expenditure as per Appendix No. 24 ...	1,24,14,737	By Revenue Receipts as per Appendix No. 23 ...	1,24,06,268
		Balance being deficit (for the year Transferred to Capital Account Balance Sheet) ...	8,469
Total ...	1,24,14,737	Total ...	1,24,14,737

G. V. DAMLE,
Chief Accountant.

V. L. GIDWANI,
Municipal Commissioner.

APPENDIX No. 22A

Improvement Scheme A/c. Slum Clearance A/c. City (General A/c.) for the year ending 31st March 1959.

Particulars.	Amount.	Particulars.	Amount.
	Rs.		Rs.
To Revenue Expenditure ...	2,78,442	By Revenue Receipts under I rent and other proceeds and properties and under Interest and Profits on investments. Balance being deficit transferred to capital A/c Balance Sheet	1,72,047 44,173
		Total ...	2,16,220 62,222
	2,78,442		2,78,442

G. V. DAMLE,
Chief Accountant.

V. L. GIDWANI,
Municipal Commissioner.

APPENDIX No. 22 B

Improvement Schemes Account Slum Clearance Account Suburbs (General Account) for the year ending 31st March 1959.

Particulars.	Amount.	Particulars.	Amount.
	Rs.		Rs.
To Revenue Expenditure ...	Nil.	By Revenue receipts as contribution from Budget—'D' under interest & profits on investments ...	7,97,656
Balance being surplus for the year transferred to Capital Account Balance Sheet	8,56,336	Total ...	58,680
	8,56,336		8,56,336

G. V. DAMLE,
Chief Accountant.

V. L. GIDWANI,
Municipal Commissioner.

Appendix No. 23
IMPROVEMENT SCHEMES
GENERAL ACCOUNT
INCOME

Statement showing the Net Receipts during the Financial year 1958-59 from all sources as contrasted with the Original Budget Estimate.

Particulars.	Budget Estimate for 1958-59.	Revised Estimate for 1958-59.	Actuals for 1958-59.	Actuals for 1957-58.	Compared with the Original Estimate	
					More.	Less
1	2	3	4	5	6	7
	Rs.	Rs.	Rs.	Rs.	Rs.	Rs.
I.—RENTS AND OTHER PROCEEDS OF PROPERTIES—						
(1) Lands comprised in Schedule W	5,86,870	5,94,679	5,74,755	6,06,085	...	12,115
(2) Do. do. X	1,34,550	1,32,073	1,30,912	1,09,408	...	3,638
(3) Do. do. Y	1,06,851	1,07,152	1,03,199	1,09,538	...	3,652
(4) Do. do. Z	204	204	204	294
(5) Other Lands and Buildings	64,78,375	61,45,181	59,13,016	58,98,253	...	5,65,359
	73,06,850	69,79,289	67,22,086	67,23,578	...	5,84,764
II.—Contribution from the Municipal Corporation under Section 125(2)(d) of the Municipal Act	46,04,236	47,22,518	46,04,236	44,52,856
III.—Grant in aid for meeting the deficit in the General Account	10,00,000	10,00,000	7,55,669	14,56,456	...	2,44,331
IV.—Interest and Profit on Investments	4,00,000	4,00,000	2,86,404	4,38,830	...	1,13,596
V.—Miscellaneous Receipts	22,300	19,300	37,873	26,026	15,573	...
Total Income	1,33,33,386	1,31,21,107	1,24,06,268	1,30,97,746	15,573	9,42,691

G. V. DAMLE,
Chief Accountant.

V. L. GIDWANI,
Municipal Commissioner.

Appendix No. 24
IMPROVEMENT SCHEMES
GENERAL ACCOUNT
EXPENDITURE

Statement showing the Actuals as compared with the Final Sanctioned Grants for 1958-59.

Particulars.	Final grants sanctioned for expenditure during 1958-59.	Actuals for 1958-59.	FINAL GRANTS COMPARED WITH THE ACTUALS		Actuals for 1957-58.
			Amount required to be renewed in 1959-60.	Savings.	
	2	6	4	5	3
	Rs.	Rs.	Rs.	Rs.	Rs.
A.—Maintenance of Properties and Streets.					
(a) Maintenance of Properties—					
I—Lands comprised in Schedule W	2,16,230	1,73,843	10,440	31,947	2,23,094
II—Do. do. X	45,862	39,429	528	5,905	44,402
III—Do. do. Y	35,314	30,938	...	4,376	40,044
IV—Do. do. Z	103	95	...	8	75
V—Other Lands and Buildings—					
(1) Schemes	32,43,451	19,09,831	10,59,168	274,452	21,72,383
(2) Chawls Permanent	32,14,719	17,56,754	12,17,526	240,439	15,66,953
(3) S. P. Sheds	9,98,334	5,05,021	3,38,472	154,841	4,54,312
(4) Dormitory	66,955	13,240	26,937	26,778	7,542
VI—Preliminary expenses in connection with the preparation of plans & Estimates for building works	1,100	123	100	877	49
VII—Preliminary expenses (trial pits) in connection with the preparation of plans and estimates for construction works other than buildings, sewers, and S. W. Drains, etc.	2,100	...	100	2,000	...
(b) Maintenance of Streets	6,93,352	5,25,424	2,67,459	1,00,469	2,75,673
(c) Provident Pension etc charges.	79,000	68,220	...	1,780	...
	85,96,520	†148,22,918	29,20,730	8,52,872	47,84,527
Total A.			*+2,92,248	-2,92,248	
B.—Cost of Management and Establishment.					
(a) Corporation and Standing Committee	37,650	30,022	7,550	78	19,011
(b) Deputy Municipal Commissioner's Office Establishment	52,540	44,744	3,361	4,435	34,979
(c) Audit and Accounts Establishment	95,595	83,235	3,050	9,310	55,450
(d) Estates and Land Management Department	9,48,679	7,22,457	1,55,279	70,943	4,92,762
(e) City Engineer's Department	9,41,116	6,73,000	59,878	2,08,238	3,65,601
(f) General Stores	5,680	5,406	130	94	3,444
(g) Incidental Expenses	1,59,798	1,11,202	33,000	15,596	2,91,664
(h) Dearness Allowance (Grain Compensation)	700	700	8,93,907
Total B.	22,41,758	16,70,116	2,62,248	3,09,394	21,56,818
C.—Proportionate charge on account of Municipal Supervision	5,74,178	4,01,016	30,000	1,43,162	2,85,846
Total B and C	28,15,936	20,71,132	2,92,248	4,52,556	24,42,664
Deduct—					
Charged to Capital Account	8,06,544	3,90,239	2,07,082
Charged to General Account for the current year	20,09,392	16,80,893	22,35,582
	28,15,936	20,71,132	24,42,664
D—Lump sum provision for Rent Equilisation Fund	2,25,000	2,25,000	...
E—do. do. for Amenising Fund	75,000	75,000	...
D.—Debt Charges.					
I.—Interest on Loans	64,65,212	60,86,315	1,24,628	2,55,269	62,03,454
II.—Appropriation for reduction or avoidance of Debt	15,05,505	15,05,504	...	1	14,08,978
Total D.	79,71,717	75,91,819	1,24,628	2,55,270	76,12,432
Grand Total	1,68,68,237	1,24,14,737	33,37,606	11,15,894	1,23,96,959

* Rs. 2,92,248 represent expenditure on account of cost of Management and Establishment including Municipal Supervision to be allocated at the end of the year.

† This includes Rs. 16,80,893 being the share of cost of Management and Establishment chargeable to General Account

G. V. DAMLE,
Chief Accountant.

V. L. GIDWANI,
Municipal Commissioner.

Appendix No. 25
IMPROVEMENT SCHEMES

Balance Sheet—(Capital Account) as on 31st March 1959

LIABILITIES		Rs.	nP.	ASSETS				Rs.	nP.				
LOANS OUTSTANDING—				BLOCK ACCOUNT—									
<i>(Vide details as shown in Appendix No. 29)</i> ...				14,68,95,030-39	Property and Assets at original cost as per Appendix No. 26 ...				22,61,39,005	99			
Book value of lands comprised in Schedules "W" and "X" ...				47,58,490	00	Book value of lands comprised in Schedules "W" and "X" as per Appendix No. 27 (Section 91A of the Municipal Act) ...				47,58,490	00		
SURPLUS—													
Extraordinary receipts—				Rs.	nP.	Face Value		Actual cost.					
Investment Reserve Fund				67,41,972	01	Rs.		Rs. nP.					
Amenities Fund				1,08,107	85	In Securities:—		68,63,200		67,41,856	61		
Rent Equalisation Fund				3,24,326	27	In Cash		115		40	67,41,972	01	
Transfer of Sinking Fund Accumulations in respect of Rs. 370 lakhs loan				25,07,830	00	Amenities Fund**							
Special grants from the Government of India				54,00,000	00	In Securities		1,07,600		1,08,077	19		
Premia on loan raised in 1935-36				30,000	00	In Cash		30		66	1,08,107	85	
Grant-in-Aid from Government of Bombay for part expenditure of Acquisition of Land				5,00,000	00	Rent Equalisation Fund**							
Sale proceeds of Lands and Buildings—				Rs.	nP.	In Securities		3,22,800		3,24,254	06		
Sale proceeds up to 31st March 1958				7,06,39,418	64	In Cash		72		21	3,24,326	27	
Sale proceeds during 1958-59				10,40,648	09	SINKING FUND—							
				7,16,80,066	73	As per Appendix No. 28							
Sinking Fund on Loans				6,60,53,565	35	In Securities and Cash ...						6,60,53,565	35
Loans Redemption Fund				2,16,15,458	67	CAPITAL FUNDS—							
				8,76,69,024	02	In Securities:—							
				17,49,61,326	88	Face Value		Rate %		Actual cost.			
Deduct—													
Revenue Deficits—													
Deficits upto 31st March 1958				2,08,27,834	09	Rs.		Rs. nP.					
Deficit during 1958-59				8,469-42		4% Bombay Municipal Debentures ...		5,000		Par		5,000	00
				2,08,36,303-51		3 per cent. Bombay Municipal Debentures ...		500		Par		500	00
				15,41,25,023-37		6 per cent. Bombay Improvement Trust Debentures...		2,500		..		2,500	00
				30,57,78,543-76		3 per cent. Conversion Loan 1946		300		..		300-00	
						Do. Do.		3,24,900		100-15		3,27,945	94
						Do. Do.		1,800		101-0		1,818	00
						Do. Do.		1,000		99-12		997	50
						2½ Per cent. Loan 1976		79,200		82-1		64,993	50
						3½% Bombay Municipal Debentures		2,62,700		Par		2,62,700	00
								6,77,900				6,66,754-96	
						In Cash fixed and call deposits						9,86,321-33	16,53,076-29
Total Rs. ...				30,57,78,543-76		Total Rs. ...		30,57,78,543-76		30,57,78,543-76			

* For Face, Book and Market Values of Securities held in the Sinking Funds on 31st March 1959, please see Appendix No. 30.

† Against this, there is a liability to the extent of Rs. 33,37,606 on account of outstanding charges for 1958-59 and previous years payable in the year 1959-60.

** For Face, Book and Market Values of Securities held in these Funds on 31st March 1959, please see Appendix No. 16.

G. V. DAMLE,
Chief Accountant.

V. L. GIDWANI,
Municipal Commissioner.

Appendix No. 25. A
IMPROVEMENTS SCHEMES

Slum Clearance City.

Balance Sheet Capital Account as on 31st March 1959.

LIABILITIES.		Rs.	nP.	ASSETS.			Rs.	nP.
LOANS OUTSTANDING—				BLOCK ACCOUNT				
(Vide details as shown in Appendix No. 29A)		55,62,997.00		Property and Assets at original cost as per Appendix No. 26A			45,57,721.04	
Sinking Fund on Loans		1,00,386.30		Sinking Fund as per Appendix No. 28A			1,00,386.30	
Add—			56,63,383.30	CAPITAL FUNDS—				
Surplus upto 31st March 1958	Rs. nP. 11,086.22			In Securities. Face Value Rate. Actual Cost.				
Less—Deficit during 1958-59	62,222.09			4 per cent. Municipal Debentures	Rs. 88,400 Par	Rs. 88,400.00		
Deficit	51,135.87	51,135.87		3 per cent. Municipal Debenture	4,92,600 Par	4,92,600.00		
				In Cash call and fixed deposits			3,73,140.09	9,54,140.09
	Total Rs.	56,12,247.43		Total Rs.			56,12,247.43	

G. V. DAMLE.
Chief Accountant.

V. L. GIDWANI
Municipal Commissioner.

Appendix No. 25 B.
IMPROVEMENTS SCHEMES
 Slum Clearance Suburbs.

Balance sheet Capital Account as on 31st March 1959.

LIABILITIES.	Rs. nP.		ASSETS.			Rs. nP.	
			Block Account Property and Assets at original cost				
Surplus transferred from General A/c. (inclusive of contribution from Budget D)	22,66,442.44		CAPITAL FUND— In Securities. Face Value Rate. Actual Cost				31,299.89
				Rs.	Rs. nP.		
			3 per cent. Municipal Debentures	25,000 Par	25,000.00		
			4 per cent. Municipal Debentures	6,52,400 Par	6,52,400.00		
			3½ per cent. Municipal Debentures	7,61,400 99-8-0	7,57,593.00		
			In Cash and fixed deposits		8,00,149.55		22,35,142.55
Total Rs. ...	22,66,442.44				Total Rs. ...		22,66,442.44

G. V. DAMLE.
Chief Accountant.

V. L. GIDWANI.
Municipal Commissioner.

Appendix No. 26 IMPROVEMENT SCHEMES

Block account showing details of Capital Expenditure upto 31st March 1959.

Particulars.	Total Capital Expenditure upto 31st March 1958.	Expenditure during 1958-59.	Total Capital Expenditure upto 31st March 1959.	Particulars.	Total Capital Expenditure upto 31st March 1958.	Expenditure during 1958-59.	Total Capital Expenditure upto 31st March 1959.
	Rs.	Rs.	Rs.		Rs.	Rs.	Rs.
				Brought over ...	20,35,80,292	49,51,116	20,85,31,408
CAPITAL ACCOUNT.				Police Accommodation Schemes.			
Improvement and Street Schemes—				Scheme No.			
Schedule W Lands ...	13,45,571	...	13,45,571	14 First Nagpada ...	84,450	...	84,450
Schedule X Lands ...	16,26,471	...	16,26,471	16 Wodehouse Road ...	3,22,667	...	3,22,667
Schedule Z Lands ...	8	...	8	17 Duncan Road ...	58,981	...	58,981
				18 Shepherd Road ...	36,223	...	36,223
				19 Agripada ...	1,79,120	...	1,79,120
				23 Connaught Road ...	79,495	...	79,495
				24 Princess Street ...	2,65,953	...	2,65,953
				25 Gamdevi ...	1,29,407	...	1,29,407
				34 Lamington Road ...	4,61,024	...	4,61,024
				35 Sandhurst Road West ...	1,46,104	...	1,46,104
				39 Sandhurst Road East ...	7,58,893	...	7,58,893
				40 Byculla ...	8,28,411	...	8,28,411
				44 Maharbaudi ...	2,71,434	...	2,71,434
				45 Palton Road ...	5,71,492	...	5,71,492
				46 Naigaum ...	5,69,142	...	5,69,142
				48 Mahim ...	4,53,032	...	4,53,032
				55 Chinchbunder Road ...	4,32,656	...	4,32,656
				55A Mazagaon ...	4,53,560	...	4,53,560
				63 King's Circle (Matunga) ...	4,82,185	...	4,82,185
				67 Naigaum (for Armed Police and Recruits) ...	24,42,031	...	24,42,031
				70 Arthur Road ...	1,58,357	...	1,58,357
					91,84,617	...	91,84,617
				Mill Company's Chawl Schemes.			
				Scheme No.			
				42 Spring Mills ...	5,18,990	...	5,18,990
				51 Century Mills ...	1,29,980	...	1,29,980
				65 David Mills ...	2,96,852	...	2,96,852
					9,45,822	...	9,45,822
				Slum Clearance.			
				Preliminary Expenses ...	22,481	...	22,481
				Transit Camps for providing alternative housing accommodation to facilities Slum Clearance—			
				(i) Construction of 244 tenements, etc.	2,58,843	...	2,58,843
				(ii) Construction of 210 tenements, etc.	1,81,987	...	1,81,987
					4,63,311	...	4,63,311
				Miscellaneous.			
				Survey of the Island of Bombay ...	1,06,046	...	1,06,046
				Administrative Offices, etc.—			
				Building on Esplanade Road near Queen's Statue ...	3,21,562	...	3,21,562
				Engineer's Office at Matunga ...	1,38,468	...	1,38,468
				Central Stores at the back of Frere Fletcher School ...	15,656	...	15,656
				Store yard at Agripada, etc. ...	83,801	...	83,801
				Workshop for Motor Lorries at Agripada ...	90,368	...	90,368
				Tools and Plant ...	559	...	559
				Refund of preliminary expenses to Government ...	38,019	...	38,019
				Preliminary expenses in connection with the improvement of slum areas ...	68,816	...	68,816
				Provision of a lift in the Improvement Trust Building at Napier Road near Queens Statue ...	719	10,734	11,453
					8,64,014	10,734	8,74,748
				Discount on Loans ...	14,53,359	...	14,53,359
				Expenses in connection with the Loan of Rs. 10 lakhs ...	12,227	...	12,227
				Expenses in connection with the repayment of Rs. 25 Lakhs Loan ...	19,504	...	19,504
				Expenses in connection with the loan raised in 57-58 ...	62,048	...	62,048
				Repayment of Rs. 40 lakhs loan of 1919 ...	26,83,469	...	26,83,469
				Part payment of a. 25 Lakhs loan of 1926 ...	19,08,494	...	19,08,494
					61,39,101	...	61,39,101
Construction of Dormitories ...	6,51,549	8,169	6,59,718				
Carried forward ...	20,35,80,292	49,51,116	20,85,31,408	Grand Total ...	22,11,77,157	*49,61,850	22,61,39,007

* This figure includes Rs. 3,90,239 being the share of cost of Management and Establishment chargeable to Capital Account

G. V. DAMLE,
Chief Accountant.

V. L. GIDWANI,
Municipal Commissioner.

APPENDIX No. 26A.

Improvement Schemes—Slum Clearance—City.
Block account showing details of Capital Expenditure upto 31st March 1959.

Particulars.	Total Capital Expenditure from 1st April 1956 upto 31st March 1958.	Expenditure during 1958-59.	Total Capital Expenditure upto 31st March 1959.
	Rs.	Rs.	Rs.
A.—Works to be carried out from Municipal Fund ...			
Acquisition of land within, adjoining or surrounded by clearance Areas for housing or other development works ...		3,18,679	3,18,679
Transit Camps for providing temporary alternative housing accommodation to facilitate Slum Clearance ...	4,80,836	21,118	5,01,954
Permanent Housing for Slum Population ...	7,37,055	2,50,398	9,87,453
Providing Sewerage arrangement in Kamathipura Area ...		31,856	31,856
Discount and other charges on the loan of Rs. 10 lakhs raised in 1956-57 ...	10,108		10,108
Discount and other charges on the loan of 20 lakhs raised in 1957-58 ...	45,160		45,160
Do. on the loan of Rs. 10 lakhs raised in 1958-59 ...		17,721	17,721
Preliminary expenses (Staff and contingencies in connection with Slum Clearance) ...	77,043	87,289	1,64,332
Total A—Works to be carried out from Municipal Fund ...	13,50,202	7,27,061	20,77,263
B.—Works to be carried out with the Government Aid.			
Acquisition of land within, adjoining or surrounded by Clearance Areas for rehousing or other development works ...		8,90,428	8,90,428
Permanent Housing for Slum Population ...		15,90,029	15,90,029
Total, B—Works to be carried out with the Government Aid ...		24,80,457	24,80,457
Grand Total ...	*13,50,202	32,07,518	45,57,720

* Previous expenditure amounting to Rs. 4,63,311 upto 31st March 1956 is shown in Appendix No. 26.

G. V. DAMLE,
Chief Accountant.

V. L. GIDWANI,
Municipal Commissioner.

APPENDIX No. 26B.

Improvement Schemes—Slum Clearance—Suburbs.
Block account showing details of Capital Expenditure upto 31st March 1959.

Particulars.	Total Capital Expenditure upto 31st March 1958.	Expenditure during 1958-59.	Total Capital Expenditure upto 31st March 1959.
	Rs.	Rs.	Rs.
Slum Clearance—Suburbs.			
A.—Works to be carried out from Municipal Fund.			
Preliminary Expenses (Staff and Contingencies) ...		31,300	31,300
Total, A—Works to be carried out from Municipal Fund ...		31,300	31,300
Grand Total ...		31,300	31,300

G. V. DAMLE,
Chief Accountant.

V. L. GIDWANI,
Municipal Commissioner.

Appendix No. 27.

IMPROVEMENT SCHEMES.

Statement showing Capital value of Scheduled Lands as specified in the Schedules W, X, Y and Z annexed to Act XIII of 1933.

Properties.	Area.	Book value.	Total Amount.
SCHEDULE "W".			
	Sq. yds.	Rs.	Rs.
The Flats	12,52,834	1,14,191	
The Kennedy Sea Face	4,447	...	
<i>(Cooperage Plot resumed by Government)</i>			
The Marine Lines Estate	32,825	3,28,250	
<i>(Marine Lines Maidan resumed by Government).</i>			
The Wellington Lines Plot	44,038	4,40,380	
The Wodehouse Road Plot	41,580	4,15,800	
The Hornby Road Plot	41,774	8,35,480	
The Triangular Plot South of Crawford Markt	7,707	1,54,140	
The Plot North of Municipal Offices	6,811	2,04,330	
The Chaupati West Estate	1,11,276	6,37,320	
The Chaupati East Estate	4,789	47,890	
The Parel Estate	30,804	99,000	
			32,76,781
SCHEDULE "X "			
The Connaught Road Estate	13,858	77,237	
The West Agripada Estate	2,27,971	6,64,534	
The Central Agripada Estate	2,911	10,528	
The East Agripada Estate	65,885	6,38,426	
The Lands at Matunga	86,187	90,984	
			14,81,709
SCHEDULE "Y".			
The Nepean Sea Road Plot	2,014		...
The Colaba Reclamation	46,580		...
SCHEDULE "Z".			
The Hornby Road Plot	3,250	
			47,58,490

G. V. DAMLE,
Chief Accountant.

V. L. GIDWANI,
Municipal Commissioner.

Appendix No. 28.
IMPROVEMENT SCHEMES.
SINKING FUND.

Statement showing the actual Investments on account of the Sinking Fund of different Improvement Trust Loans upto 31st March 1959 compared with the amounts which should have accumulated upto that date on the basis of the fixed Instalments and the sums set aside as Sinking Fund as at 31st March 1959.

NAME OF LOAN.	Amount raised.	When raised.	When repayable.	Amount of Half Yearly Sinking Fund Instalment.	Amount of Sinking Fund which should have accumulated upto 31st March 1959 at Compound Interest.
1	2	3	4	5	6
4½ per cent. basis.	Rs.			Rs.	Rs.
5 per cent. Debenture Loan ...	40,00,000	10th November 1919	{ 1st November 1957 1st November 1979	6,696	4,500
6 Do. do. ... (a)	70,00,000	30th April 1920	{ 1st April 1935 1st April 1980	21,002	*20,25,588
4½ Do. do. ...	45,00,000	20th February 1922	20th February 1982	7,533	14,02,488
4½ Do. do. ...	52,00,000	2nd October 1922	2nd October 1982	8,705	15,33,296
4½ Do. do. ...	8,00,000	22nd January 1923	22nd January 1983	1,340	2,36,021
4½ Do. do. ...	82,00,000	Do.	Do.	13,727	24,17,886
4½ Do. do. ...	30,00,000	14th March 1923	14th March 1983	5,022	8,84,575
4½ Do. do. ...	40,00,000	2nd November 1923	2nd November 1983	6,696	11,15,147
4½ Do. do. ...	20,00,000	2nd January 1924	2nd January 1984	3,348	5,57,572
4½ Do. do. ...	29,00,000	5th March 1924	5th March 1984	4,855	8,08,542
4½ Do. do. ...	20,00,000	1st November 1924	1st November 1984	3,348	5,26,826
4½ Do. do. ...	60,00,000	10th November 1924	10th November 1984	10,044	15,80,485
4½ Do. do. ...	20,00,000	2nd January 1925	2nd January 1985	3,348	5,26,826
4½ Do. do. ...	20,00,000	2nd October 1925	2nd October 1985	3,348	4,97,419
4½ Do. do. ...	15,00,000	2nd November 1925	2nd November 1985	2,511	3,73,065
4½ Do. do. ...	35,00,000	2nd January 1926	2nd January 1986	5,859	8,70,484
					1,53,60,720
4 per cent. basis.					
4 per cent. Rupee Coupon Debenture Loan ...	50,00,000	1st November 1899	1st November 1959	10,564	(b) 48,91,665
4 Do. Debenture Loan ...	30,00,000	6th September 1901	6th September 1961	6,280	26,87,577
4 Do. do. ...	30,00,000	15th July 1902	15th July 1962	6,280	25,71,023
4 Do. do. ...	60,00,000	20th August 1903	20th August 1963	12,560	49,17,972
4 Do. do. ...	50,00,000	7th September 1904	7th September 1964	10,493	(c) 39,18,608
4 Do. do. ...	30,00,000	12th September 1905	12th September 1965	6,280	22,47,819
					2,12,34,664
3½ per cent. basis.					
4 per cent. Debenture Loan ...	19,28,000	2nd January 1957	16th September 1986	(f) 37,885	77,914
4 " " 3½ per cent. basis.	27,38,500	1st November 1957	1st November 1979	(f) 82,306	83,592
					1,61,506
4 per cent. Debenture Loan ...	25,00,000	4th October 1927	{ 4th April 1961 4th October 1970	12,695	14,01,379
3 per cent. basis.					
4 per cent. Debenture Loan ...	20,00,000	2nd October 1906	2nd October 1966	6,148	(d) 15,17,643
Do. do. ...	15,00,000	24th September 1907	24th September 1967	4,610	10,95,945
Do. do. ...	30,00,000	8th September 1908	8th September 1968	9,219	21,09,334
4 per cent. Sterling Coupon Debenture Loan (£5,66,600)	84,99,000	1st July 1909	1st July 1969	25,654	57,57,700
4 Do. do. (£3,33,000)	49,95,000	1st July 1910	1st July 1970	15,077	32,55,066
4 per cent. Debenture Loan ...	25,00,000	28th August 1912	28th August 1972	7,683	15,02,988
4 Do. do. ...	18,00,000	26th August 1913	26th August 1973	5,532	10,39,627
4 Do. do. ...	50,00,000	4th August 1914	4th August 1974	15,365	27,72,782
4 Do. do. ...	25,00,000	3rd January 1916	3rd January 1976	7,683	13,30,775
3½ Do. do. ...	10,00,000	31st January 1936	14th March 1966	21,019	(e) 6,83,131
					2,10,64,991
				Total	† 5,92,23,260

	Amount actually invested upto 31st March 1959.				Amount of interest accrued upto 31st March 1959 collected and invested in 1959-60		Total of Columns 5 and 6.
	Amount of Sinking Fund invested upto 31st March 1958.	Sinking Fund Instalments paid in 1958-59	Interest, etc. accumulations invested in 1958-59	Total.	Rs.	nP.	
1	2	3	4	5	6	7	
Sinking Funds	Rs. 6,28,30,609.00	Rs. nP. 6,66,828.00	Rs. nP. 28,11,628.35	Rs. nP. 6,63,09,065.35			
Less-withdrawn for repayment of Loans				2,55,500.00			
Total Sinking Fund				†† 6,60,53,565.35			
In Public Securities as detailed in Appendix No. 30				6,60,53,485.41			
In Cash with the State Bank of India.				79.94			
Total Rs.				6,60,53,565.35	1,96,955.12		6,62,50,520.47

(a) Out of Rs. 70 lakhs Loan Debentures for Rs. 4 lakhs held by the public were repaid on 1-4-35 under the option reserved to the Corporation, leaving balance of Rs. 66 lakhs. The amount of half-yearly Sinking Fund instalment has been changed with effect from 1-4-35 from Rs. 12,002 to Rs. 21,002 as under:—

The usual half-yearly S.F. instalment

Half yearly interest at 4½% on the portion of Rs. 4 lakhs repaid out of S.F. accumulations

(b) 16 instalments of Rs. 10,240 each and the rest at Rs. 10,564.

(c) 5 instalments of Rs. 10,240 each and the rest at Rs. 10,493.

(d) 1 instalment of Rs. 6,037 and the rest at Rs. 6,148.

(e) This amount to be invested annually.

(f) These are yearly instalments.

† Calculations have been based on one instalment less.

†† All Sinking fund Instalments are re-arranged with effect from 1943-44.

†† The market value of these securities on 31st March 1959 is Rs. 6,60,60,949.54 as shown in Appendix No. 30 and after adding the Cash balance of Rs. 79.94 and the interest accrued on the securities upto 31st March 1959 amounting to Rs. 1,96,955.12 the total amount of Sinking Fund is Rs. 6,62,57,984.60.

G. V. DAMLE,
Chief Accountant.

V. L. GIDWANI,
Municipal Commissioner

APPENDIX No. 28-A.
IMPROVEMENT SCHEMES

SLUM CLEARANCE.

(City).

SINKING FUND.

Statement showing the actual investments on account of Sinking Fund of different Improvement Scheme Slum Clearance City Loans upto 31st March 1959 compared with the amounts which should have accumulated upto that date on the basis of fixed instalments and the sum set aside as Sinking Fund as at 31st March 1959.

NAME OF LOAN.	Amount raised.	When raised.	When repayable.	Amount of Annual Sinking Fund Instalment.	Amount of Sinking Fund which should have accumulated upto 31st March 1959 at Compound interest.
1	2	3	4	5	6
	Rs.			Rs.	Rs.
3½ per cent. basis—					
4 per cent. Debenture Loan	10,00,000	29th March 1957	15th March 1982	24,832	50,673
4 per cent. Debenture Loan	20,00,000	15th March 1958	15th March 1983	49,663	49,741
			Total	74,495	1,00,414

	Amount actually invested upto 31st March 1959.				Amount of interest accrued upto 31st March 1959 collected and invested in 1959-60.	Total of Columns 5 and 6
	Amount of Sinking Fund invested upto 31st March 1958.	Sinking Fund Instalments paid in 1958-59.	Interest, etc. accumulations invested in 1958-59.	Total.		
1	2	3	4	5	6	7
	Rs.	Rs.	Rs.	Rs.	Rs.	Rs.
Sinking Funds	24,832	74,495.00	1,059.30	1,00,386.30	170.25	1,00,556.55
In Public Securities as detailed in Appendix No. 30A				1,00,350.00		
In Cash with the State Bank of India				36.30		
				1,00,386.30		

The market value of the Securities on 31st March 1959 is Rs. 1,00,600 as shown in Appendix No. 30A and after adding the cash balance of Rs. 36.30 and the interest accrued on the Securities upto 31st March 1959, amounting to Rs. 170.25 the total amount of Sinking Fund is Rs. 1,00,806.55.

G. V. DAMLE,
Chief Accountant.

V. L. GIDWANI,
Municipal Commissioner.

**Appendix
IMPROVEMENT**

Statement showing outstanding Loans of the Bombay Improvement Trust due by the payable for the year 1958-59, the amount paid during the year and the

No.	Particulars of Loans.	Amount raised.	Balance due on 1st April 1958	Rate of Interest	Amount raised in 1958-59.	Total.
1	2	3	4	5	6	7
		Rs. nP.	Rs. nP.		Rs. nP.	Rs. nP.
<i>Loans raised from Government.</i>						
1	Consolidated Loan in respect of Conversion Loan 1937-38, Rs. 35 lakhs Loan, and Rs. 8 lakhs Loan ...	4,17,94,178 06	2,85,68,706 41	3.3759 per cent.		2,85,68,706 41
2	45 lakhs Loan 1922 ...	45,00,000 00	45,00,000 00	4½ Do.		45,00,000 00
3	52 lakhs Loan October 1922 ...	52,00,000 00		4½ Do.		
4	8 lakhs Loan 22nd January 1923 ...	8,00,000 00	1,72,00,000 00	5½ Do.		1,72,00,000 00
5	82 lakhs Loan 22nd January 1923 ...	82,00,000 00		4½ Do.		
6	30 lakhs Loan 14th March 1923 ...	30,00,000 00				
7	40 lakhs Loan 2nd November 1923 ...	40,00,000 00	89,00,000 00	5½ Do.		89,00,000 00
8	20 lakhs Loan 2nd January 1924 ...	20,00,000 00		4½ Do.		
9	29 lakhs Loan 5th March 1924 ...	29,00,000 00				
10	20 lakhs Loan 1st November 1924 ...	20,00,000 00	1,00,00,000 00	5 Do.		1,00,00,000 00
11	60 lakhs Loan 10th November 1924 ...	60,00,000 00		4½ Do.		
12	20 lakhs Loan 2nd January 1925 ...	20,00,000 00				
13	20 lakhs Loan 2nd October 1925 ...	20,00,000 00	70,00,000 00	5½ Do.		70,00,000 00
14	15 lakhs Loan 2nd November 1925 ...	15,00,000 00		4½ Do.		
15	35 lakhs Loan 2nd January 1926 ...	35,00,000 00				
	Total loans raised from Government ...	8,93,94,178 06	7,61,68,706 41			7,61,68,706 41
<i>Loans raised from the Public.*</i>						
1	50 lakhs Rupee Coupon Debenture Loan 1899 ...	50,00,000 00	50,00,000 00	4 per cent.		50,00,000 00
2	30 lakhs Loan 1901 ...	30,00,000 00	30,00,000 00	4 Do.		30,00,000 00
3	30 lakhs Loan 1902 ...	30,00,000 00	30,00,000 00	4 Do.		30,00,000 00
4	60 lakhs Loan 1903 ...	60,00,000 00	60,00,000 00	4 Do.		60,00,000 00
5	50 lakhs Loan 1904 ...	50,00,000 00	50,00,000 00	4 Do.		50,00,000 00
6	30 lakhs Loan 1905 ...	30,00,000 00	30,00,000 00	4 Do.		30,00,000 00
7	20 lakhs Loan 1906 ...	20,00,000 00	20,00,000 00	4 Do.		20,00,000 00
8	15 lakhs Loan 1907 ...	15,00,000 00	15,00,000 00	4 Do.		15,00,000 00
9	30 lakhs Loan 1908 ...	30,00,000 00	30,00,000 00	4 Do.		30,00,000 00
10	Sterling Coupon Debenture Loan 1909 (£ 5,66,600) ...	84,99,000 00	84,99,000 00	4 Do.		84,99,000 00
11	Sterling Coupon Debenture Loan 1910 (£ 3,33,000) ...	49,95,000 00	49,95,000 00	4 Do.		49,95,000 00
12	25 lakhs Loan 1912 ...	25,00,000 00	25,00,000 00	4 Do.		25,00,000 00
13	18 lakhs Loan 1913 ...	18,00,000 00	18,00,000 00	4 Do.		18,00,000 00
14	50 lakhs Loan 1914 ...	50,00,000 00	50,00,000 00	4 Do.		50,00,000 00
15	25 lakhs Loan 1916 ...	25,00,000 00	25,00,000 00	4 Do.		25,00,000 00
16	40 lakhs Loan 1919 ...	40,00,000 00	2,60,000 00	5 Do.		2,60,000 00
17	70 lakhs Loan 1920 ...	70,00,000 00	66,00,000 00	6 Do.		66,00,000 00
18	25 lakhs Loan 1926 ...	25,00,000 00	...	5 Do.		...
19	25 lakhs Loan 1927 ...	25,00,000 00	25,00,000 00	4 Do.		25,00,000 00
20	10 lakhs Loan 1935-36 ...	10,00,000 00	10,00,000 00	3½ Do.		10,00,000 00
21	Rs. 19.28 lakhs Loan out of Rs. 19.39 lakhs Loan (1936-57) ...	19,28,000 00	19,28,000 00	4 Do.		19,28,000 00
22	Rs. 27.38,500 Loan 1957-58 ...	27,38,500 00	27,38,500 00	4½ Do.		27,38,500 00
**23	Rs. 100 lakhs Loan 1958-59	4 Do.		...
	Total Loans raised from the Public ...	7,84,60,500 00	7,18,20,500 00			7,18,20,500 00
	Grand Total ...	16,78,54,678 06	14,79,89,206 41			14,79,89,206 41

* Loans at serial Nos. 1 to 19 are guaranteed by Government.

** This Loan was not raised during 1958-59.

G. V. DAMLE,
Chief Accountant.

No. 29.
SCEHMES.

Municipality, the interest outstanding on 1st April 1958, on the different Loans, the amount Balances outstanding on 31st March 1959.

Amount repaid in 1958-59.		Balance due on 31st March 1959.		Interest outstanding on 1st April 1958.		Interest payable in 1958-59.		Total interest due.		Deduct-interest paid during the Year.		Outstanding balance on 31st March 1959.	
8		9		10		11		12		13		14	
Rs.	nP.	Rs.	nP.	Rs.	nP.	Rs.	nP.	Rs.	nP.	Rs.	nP.	Rs.	nP.
8,38,676	02	2,77,30,090	39			9,57,431	98	9,57,431	98	9,57,431	98
...
...	...	45,00,000	00			2,02,500	00	2,02,500	00	2,02,500	00
...
...	...	1,72,00,000	00			7,74,000	00	7,74,000	00	7,74,000	00
...
...	...	89,00,000	00			4,00,500	00	4,00,500	00	4,00,500	00
...
...	...	1,00,00,000	00	...		4,50,000	00	4,50,000	00	4,50,000	00
...
...	...	70,00,000	00			3,15,000	00	3,15,000	00	3,15,000	00
8,38,676	02	7,53,30,030	39			30,99,431	98	30,99,431	98	30,99,431	98
...	...	50,00,000	00	11,758	96	2,00,000	00	2,11,758	96	2,00,100	00	11,658	96
...	...	30,00,000	00	3,423	68	1,20,000	00	1,23,423	68	1,19,417	00	4,006	68
...	...	30,00,000	00	9,917	47	1,20,000	00	1,29,917	47	1,19,471	00	10,446	47
...	...	60,00,000	00	29,486	08	2,40,000	00	2,69,486	08	2,53,899	15	15,586	93
...	...	50,00,000	00	79,870	59	2,80,000	00	2,79,870	59	2,30,586	75	28,083	84
...	...	30,00,000	00	6,691	21	1,20,000	00	1,26,691	21	1,18,674	60	21,200	00
...	...	20,00,000	00	5,112	99	80,000	00	85,112	99	79,544	10	5,568	89
...	...	15,00,000	00	3,905	60	60,000	00	63,905	60	59,440	75	4,464	85
...	...	30,00,000	00	18,423	55	1,20,000	00	1,38,423	55	1,24,576	00	13,847	55
...	...	84,99,000	00	360	00	3,06,442	00	3,06,802	00	3,05,543	80	360	00
...	...	49,95,000	00	220	00	1,80,102	00	1,80,322	00	1,75,077	30	898	20
...	...	25,00,000	00	2,373	54	1,00,000	00	1,02,373	54	99,000	00	220	00
...	...	18,00,000	00	6,924	09	72,000	00	78,924	09	70,890	40	5,024	70
...	...	50,00,000	00	5,411	13	2,00,000	00	2,05,411	13	1,97,565	30	3,373	54
...	...	25,00,000	00	1,00,000	00	1,00,000	00	1,00,000	00
2,55,500	00	4,500	00	9,984	35	9,984	35	9,262	50	721	85
...	...	66,00,000	00	3,96,000	00	3,96,000	00	3,96,000	00
...
...	...	25,00,000	00	1,720	00	1,00,000	00	1,01,720	00	99,328	00	2,392	00
...	...	10,00,000	00	35,000	00	35,000	00	35,000	00
...	...	19,28,000	00	77,120	00	77,120	00	77,120	00
...	...	27,38,500	00	1,16,387	00	1,16,387	00	1,16,386	24
...
2,55,500	00	7,15,65,000	00	1,95,583	24	29,43,051	00	31,38,634	24	29,86,882	89	1,24,627	69
10,94,176	02	14,68,95,030	39	1,95,583	24	† 60,42,482	98	62,38,066	22	60,86,314	87	27,123	66
												1,24,627	69
												27,123	66

Amount of loans outstanding on 1st April 1957.	Amount of debentures held by Govt. on 1st April 1958.	Amount of debentures re-purchased during 1957-58.	Amount of debentures held by Govt. on 31st March 1957.	Amount of debentures held by the Corporation on 31st March 1958.	* To be treated as savings.
Rs.	Rs.	Rs.	Rs.	Rs.	
(a) 45,00,000			...	45,00,000	
(b) 1,72,00,000			...	1,72,00,000	
(c) 89,00,000			...	89,00,000	
(d) 1,00,00,000			...	1,00,00,000	
(e) 70,00,000			...	70,00,000	
Total. 4,76,00,000	4,76,00,000	

V. L. GIDWANI,
Municipal Commissioner.

APPENDIX No. 29A
SLUM CLEARANCE SCHEME (CITY)

Statement showing outstanding Loans of the Slum clearance Scheme (City) Budget B, the interest outstanding on 1st April 1958, on the different loans, the amount payable for the year 1958-59, the amount paid during the year and the balances outstanding on 31st March 1959.

No.	Particulars of Loans.	Amount raised.	Balance due on 1st April 1958.	Rate of Interest.	Amount raised in 1958-59.	Total.	Amount repaid in 1958-59.	Balance due on 31st March 1959.	Interest outstanding on 1st April 1958.	Interest payable in 1958-59.	Total Interest due.	Deduct—Interest paid during the year.	Outstanding balance on 31st March 1959.
(1)	(2)	(3)	(4)	(5)	(6)	(7)	(8)	(9)	(10)	(11)	(12)	(13)	(14)
		Rs. nP.	Rs. nP.		Rs. nP.	Rs. nP.	Rs.	Rs. nP.	Rs.	Rs. nP.	Rs. nP.	Rs. nP.	Rs. nP.
	Loans raised from Government.												
	Rs. 9,50,997 loan 1957-58 ...	9,50,997 00	9,50,997 00	4½%		9,50,997 00	...	9,50,997 00	...	42,795 00	42,795 00	42,794 86	* 0 14
	Rs. 6,12,000 loan 1958-59 ...	6,12,000 00	...		6,12,000 00	6,12,000 00	...	6,12,000 00
	Total Loans from Govt. ...	15,62,997 00	9,50,997 00		6,12,000 00	15,62,997 00	...	15,62,997 00		42,795 00	42,795 00	42,794 86	0 14
	Loans raised from Public
	§ Rs. 10 Lacs Loan 1956-57 ...	10,00,000 00	10,00,000 00	4%	...	10,00,000 00	...	10,00,000 00	...	40,000 00	40,000 00	40,000 00	...
	§ Rs. 20 Lacs Loan 1957-58 ...	20,00,000 00	20,00,000 00	4½%	...	20,00,000 00	...	20,00,000 00	...	85,000 00	85,000 00	85,000 00	...
	§ Rs. 10 Lacs Loan 1958-59 ...	10,00,000 00	...	4%	10,00,000 00	10,00,000 00	...	10,00,000 00
	Total Loans from Public ...	40,00,000 00	30,00,000 00	...	10,00,000 00	40,00,000 00	...	40,00,000 00	...	1,25,000 00	1,25,000 00	1,25,000 00	...
	Grand Total ...	55,62,997 00	39,50,997 00	...	16,12,000 00	55,62,997 00	...	55,62,997 00	...	1,67,795 00	1,67,795 00	1,67,794 86	**0-14

§ Loans raised from internal Funds.

** To be treated as savings.

G. V. DAMLE,
Chief Accountant.

V. L. GIDWANI,
Municipal Commissioner.

Appendix No 30.
IMPROVEMENT SCHEMES.

Comparison of Face, Purchase and Market Values as on 31st March 1959 of the different Securities held in the Sinking Fund (vide para 29 of the Chief Accountant's Report).

Particulars of Securities.	Face Value.	Book Value.	Market rate per cent.		Value at Market rates (B.I. Trust and Municipal Debentures being valued at par).	
	Rs.	Rs. nP.	Rs.	nP.	Rs.	nP.
4 per cent. Bombay Port Trust Debentures ...	3,17,000	2,84,726.87	100.00		3,17,000.00	
4 per cent. Bombay Improvement Trust Debentures ...	19,53,000	18,10,538.25	Par		19,53,000.00	
½ per cent. Bombay Improvement Trust Debentures	4,75,56,300	4,75,56,300.00	..		4,75,56,300.00	
5 per cent. Bombay Improvement Trust Debentures ...	62,82,600	62,99,325.00	..		62,82,600.00	
4 per cent. Bombay Municipal Debentures ...	12,83,200	12,80,523.75	..		12,83,200.00	
4 per cent. Bombay Municipal Debentures ...	24,28,700	24,17,959.50	..		24,28,700.00	
3½ per cent. Bombay Municipal Debentures ...	1,91,800	1,91,800.00	..		1,91,800.00	
3 per cent. Bombay Municipal Debentures ...	27,200	27,200.00	..		27,200.00	
3½ per cent. Bombay Municipal Debentures ...	43,500	43,500.00	..		43,500.00	
3 per cent. Conversion Loan 1946 ...	17,07,600	17,21,087.12	74.00		12,63,624.00	
4 per cent. B. I. Trust Sterling Debentures ...	£2,71,100	33,43,044.30	Par at 1/5	$\frac{31}{32}$	36,20,953.04	
2½ per cent. Loan 1976 ...	13,13,000	10,77,480.62	83.25		10,93,072.50	
Total	{ Rs. 6,31,03,900 £ 2,71,100	6,60,53,485.41			6,60,60,949.54	

G. V. DAMLE,
Chief Accountant.

V. L. GIDWANI,
Municipal Commissioner.

APPENDIX No. 30-A.
IMPROVEMET SCHEMES

SLUM CLEARANCE.

City.

Comparison of Face, purchase and market values as on 31st March 1959 of the different securities held in the Sinking Fund (vide Para 32 (ii)) of the Chief Accountants report.

Particulars of Securities.	Face value.	Book value.	Market rate per cent.	Value at Market rates B.I.T. and Municipal debentures being valued at par).
	Rs. nP.	Rs. nP.	Rs. nP.	Rs. nP.
3 per cent. Bombay Municipal Debentures ...	600.00	600.00	Par	600.00
4½ per cent. Bombay Municipal Debentures ...	20,000.00	19,750.00	Par	20,000.00
4 per cent. Bombay Municipal Debentures ...	80,000.00	80,000.00	Par	80,000.00
Total ...	1,00,600.00	1,00,350.00		1,00,600.00

G. V. DAMLE,
Chief Accountant.

V. L. GIDWANI,
Municipal Commissioner.

APPENDIX No. 31
EDUCATION FUND
Revenue Account for the year ended 31st March 1959

Particulars	Total	Particulars	Total
	Rs. nP.		Rs nP.
To Revenue Expenditure as per Appendix No. 33	2,04,08,853 20	By Revenue Receipts as per Appendix No. 32	2,11,20,593 42
Balance being surplus for the year	7,11,740 22		
Total	2,11,20,593 42	Total	2,11,20,593 42
To Revenue Expenditure to be incurred in 1959-60 and provided for as Renewed Grants	16,25,939 00	By Surplus Revenue Fund as at 1st April 1958	18,65,892 37
To Balance being Surplus Revenue Fund as at 31st March 1959	21,94,950 59	.. Revenue of previous years reserved for the year 1958-59	12,43,257 00
Total	38,20,889 59	.. Surplus for the year	7,11,740 22
		Total	38,20,889 59

G. V. DAMLE,
Chief Accountant.

V. I. GIDWANI,
Municipal Commissioner.

APPENDIX No. 32
EDUCATION FUND
INCOME

Statement showing the Net Receipts during the Financial year 1958-59 from all sources as contrasted with Original and Revised Budget Estimates

Particulars.	Budget Estimate for 1958-59.	Revised Estimate for 1958-59.	Actuals for 1958-59.			Actuals for 1957-58.	Compared with Original Estimate + Increase - Decrease.	Compared with Revised Estimate, + Increase - Decrease.
			City and Suburbs.	Extended Suburbs.	Total.			
1	2	3	4	5	6	7	8	9
(1) Fees and Fines from Municipal Schools ...	120 000	11 000	12 525.26	251.75	12 777.01	7 88 062	-1,07,222.99	+ 1,777.01
(1A) Education Cess ...	29 60 000	31 47 900	23,99,689.73	85,250.11	24,84,939.84	...	-4,75,060.16	- 6,62,960.16
(2) Contribution towards Primary Education from Municipal Corporation under Section 126C (c) of the Bombay Municipal Corporation Act ...								
(i) From Budget A ...	1,15,10,590	1,18,06,295	1,18,06,295.00		1,18,06,295.00	1,11 32,141	+2,95,705.00	...
(ii) From Budget D ...	19,91,143	19,94,142	19,94,142.00		19,94,142.00	18,41,070	+2,999.00	...
(iii) From Budget F ...	6,03,000	4,37,000	...	3,86,006.65	3,86,006.65	...	-2,16,993.35	-50,993.35
(2A) Special contribution from—								
(i) Budget A ...	6,60,000	6,60,000	6,60,000.00	...	6,60,000.00
(ii) Budget D ...	1,10,000	1,10,000	1,10,000.00	...	1,10,000.00
(iii) Budget F ...	30,000	30,000	...	{30,000.00	30,000.00
(3) Contribution from Government under Clause 2 (c) of Schedule BBA of the Bombay Municipal Corporation Act ...	32,84,000	33,37,083	30,50,000.00	2,77,083.00	33,27,083.00	30,92,985	+43,083.00	-10,000.00
(4) Interest on Endowment and Investments ...	7,000	7,000	6,878.36	...	6,878.36	7,458	-121.64	-121.64
(5) Rent and other proceeds of Properties ...	12,000	17,000	17,670.32	22	17,692.32	17,232	+5,692.32	+692.32
(6) Interest and Profit on Investments of Surplus Loan and other balances ...	1 00 000	2 00 000	2,49,245.06	...	2,49,245.06	2,47,223	+1,49,245.06	+49,245.06
(7) Miscellaneous Receipts ...	19,000	30,000	35,534.18	...	35,534.18	45,189	16,534.18	+5,534.18
Total ...	2,14,06,733	2,17,87,420	2,03,41,979.91	7,78,613.51	2,11,20,593.42	1,71,71,360	-2,86,139.58	- 6,66,826.58

G. V. DAMLE,
Chief Accountant

V. L. GIDWANI
Municipal Commissioner.

APPENDIX No. 33

EDUCATION FUND

Expenditure

Statement showing Actuals as Compared with the final sanctioned grants for 1958-59

Particulars.	Final grants sanctioned for expenditure during 1958-59.	Actuals for 1958-59.			FINAL GRANTS COMPARED WITH THE ACTUALS.		Actuals for 1957-58.
		City and Suburbs	Extended Suburbs	Total	Amount required to be renewed in 1959-60.	Savings.	
1	2	3	4	5	6	7	8
	Rs.	Rs.	Rs.	Rs.	Rs.	Rs.	Rs.
A.—General Supervision and Administration—							
(a) Corporation and Standing Committee	1,22,688	72,872.44	...	72,872.44	...	49,815.56	42,120
(b) Municipal Commissioner's Office Establishment	12,641	10,873.16	...	10,873.16	7	1,760.84	7,472
(c) Audit and Accounts Establishment	1,66,150	1,55,377.37	1,724.84	1,57,102.21	1,607	7,440.79	1,11,533
(d) Education Officer's Establishment	1,97,024	1,84,977.01	...	1,84,977.01	8,766	3,280.99	1,39,325
(e) Proportionate Cost of Chief Auditor's Establishment	22,097	21,728.89	...	21,728.89	...	368.11	14,564
(f) Miscellaneous Charges	6,584	593.31	...	593.31	276	5,714.69	170
Total	5,27,184	4,46,422.18	1,724.84	4,48,147.02	10,656	68,380.98	3,15,184
B.—Municipal Primary Schools—							
(a) Supervision of Schools	4,94,098	4,18,300.26	12,916.15	4,31,216.41	30,870	32,011.59	3,21,471
(b) Schools	1,78,34,015	1,59,44,315.45	4,69,960.12	1,64,14,275.57	8,75,905	5,43,834.43	98,88,661
(c) Libraries	24,857	12,447.44	463.45	12,910.89	3,829	8,117.11	10,051
Total	1,83,52,970	1,63,75,063.15	4,83,339.72	1,68,58,402.87	9,10,604	5,83,963.13	1,02,20,183
C.—Private Primary Schools—							
(a) Supervision of Schools	63,512	58,706.53	...	58,706.53	467	4,338.47	44,877
(b) Grant-in-aid to Schools	11,78,778	4,82,324.00	44,905.00	5,27,229.00	5,19,050	1,32,499.00	5,47,988
Total	12,42,290	5,41,030.53	44,905.00	5,85,935.53	5,19,517	1,36,837.47	5,92,865
D.—Medical Inspection of School Children—							
(a) Medical Inspection	2,70,651	2,40,138.58	...	2,40,138.58	16,763	13,749.42	1,65,460
(b) School Clinic at K. E. M. Hospital	53,849	37,225.83	...	37,225.83	10,819	5,804.17	33,739
Total	3,24,500	2,77,364.41	...	2,77,364.41	27,582	19,553.59	1,99,199
E.—Enforcement of Compulsion							
	12,138	7,318.00	...	7,318.00	...	4,820.00	32,968
F.—Educational Activities—							
(a) R. C. Training Institute for Lady Urdu Teachers	28,179	19,585.34	...	19,585.34	1,251	7,342.66	14,223
(b) Refresher Courses for Municipal Teachers	1,502	501.32	...	501.32	688	312.68	...
(c) Functions	13,953	9,370.49	798.91	10,169.40	1,500	2,283.60	10,861
(d) Scouting	72,974	36,032.70	401.07	36,433.77	27,158	9,382.23	33,602
(e) Education Research Unit	32,696	27,807.61	...	27,807.61	3,282	1,606.39	21,157
(f) Physical Education	77,443	50,501.76	539.95	51,041.71	10,201	16,200.29	30,248
Total	2,26,747	1,43,799.22	1,739.93	1,45,539.15	44,080	37,127.85	1,10,091
G.—Pension and Provident Fund—							
(a) Provident Fund	7,59,000	7,00,203.55	19,543.72	7,19,747.27	...	39,252.73	6,46,527
(b) Pension	6,40,035	5,92,713.06	...	5,92,713.06	42,000	5,321.94	5,25,525
Total	13,99,035	12,92,916.61	19,543.72	13,12,460.33	42,000	44,574.67	11,72,052
H.—Dearness Allowance							
	46,70,159
I.—New Works							
	78,761	497.64	...	497.64	33,128	45,135.36	42,586
J.—Debt Charges							
	8,10,243	7,64,861.01	...	7,64,861.01	35,025	10,356.99	4,25,111
K.—Training Facilities for Municipal Teachers							
(a) Municipal Gujarati Teachers Training Class	17,840	3,963.76	...	3,963.76	821	13,055.24	...
(b) Municipal Urdu Teachers Training Class	19,340	4,363.48	...	4,363.48	2,526	12,450.52	...
Total	37,180	8,327.24	...	8,327.24	3,347	25,505.76	...
Grand Total	2,30,11,048	1,98,57,599.99	5,51,253.21	2,04,08,853.20	16,25,939	9,76,255.80	1,77,80,398

G. V. DAMLE,
Chief AccountantV. L. GIDWANI
Municipal Commissioner.

APPENDIX No. 33-A

EDUCATION FUND

Statement showing details of Expenditure incurred on New Works during the year 1958-59.

Particulars.	Expenditure upto 31-3-58.	Expenditure during the year 1958-59	Total Expenditure upto 31-3-1959.
	Rs nP.	Rs. nP.	Rs nP.
Works completed (as per report for 1957-58) ...	71,422.13	...	71,422.13
Preparing a Wooden Stage for the use of School Functions ...	39.19	...	39.19
Construction of a School building on Plot No. 66 (South) Sewri Wadala Estate for Sewri Urdu School ...	39,019.31	103.25	39,122.56
Construction of a room for the watchman at Madanpura Urdu School ...	1,873.76	156.00	2,029.76
Construction of walls on the terrace of Municipal Byculla Marathi U. P. School No. 1, opp. Central Stores	238.39	238.39
Total ...	1,12,354.39	497.64	1,12,852.03

G. V. DAMLE,
Chief Accountant.

V. L. GIDWANI,
Municipal Commissioner.

**APPENDIX
EDUCATION**

Statement showing details of Expenditure

Particulars.	(a) SUPERVISORY AND SUBORDINATE.			
	Permanent and Temporary.	Allowances.	Dearness Allowance.	Provident Fund and Pension.
	2	3	4	5
1	Rs. nP.	Rs. nP.	Rs. nP.	Rs. nP.
A.—General Supervision and Administration—				
(a) Corporation and Standing Committee
(b) Municipal Commissioner's Office Establishment	4,561.96	...	1,567.74	...
(c) Audit and Accounts Establishment	93,840.94	1,927.30	34,753.63	...
(d) Education Officer's Establishment	1,12,321.36	...	34,108.81	...
(e) Proportionate Cost of Chief Auditor's Establishment
(f) Miscellaneous Charges
Total—A	2,10,724.26	1,927.30	70,430.18	...
B.—Municipal Primary Schools—				
(a) Supervision of Schools	2,52,572.20	23,631.36	75,440.96	...
(b) Schools	87,54,849.28	29,483.32	49,92,719.01	...
(c) Libraries	3,210.06	...	1,492.74	...
Total—B	90,10,631.54	53,114.68	50,69,652.71	...
C.—Private Primary Schools—				
(a) Supervision of Schools	39,988.46	4,459.56	9,825.49	...
(b) Grants-in-Aid to schools
Total—C	39,988.46	4,459.56	9,825.49	...
D.—Medical Inspection of School Children—				
(a) Medical Inspection	1,10,266.34	10,430.20	36,205.61	...
(b) School Clinic at K. E. M. Hospital	10,935.66	18,561.85	4,291.13	...
Total—D	1,21,202.00	28,992.05	40,496.74	...
E.—Enforcement of Compulsion	5,308.06	637.87	1,282.58	...
F.—Educational Activities—				
(a) R. C. Training Institute for Lady Urdu Teachers	11,128.27	123.97	5,232.97	...
(b) Refresher Courses for Municipal Teachers
(c) Functions
(d) Scouting	2,236.60	...	27.50	...
(e) Education Research Unit	17,167.34	2,763.86	3,996.24	...
(f) Physical Education	21,705.35	5,415.00	9,776.54	...
Total—F	52,237.56	8,302.83	19,033.25	...
G.—Pension and Provident Fund—				
(a) Provident Fund
(b) Pension
Total—G
H.—Dearness Allowance
I.—New Works
J.—Debt Charges
K.—Training Facilities for Municipal Teachers—				
(a) Municipal Gujarati Teachers' Training Class	2,352.26	...	961.93	...
(b) Municipal Urdu Teachers' Training Class	2,513.54	...	997.42	...
Total—K	4,865.80	...	1,959.35	...
Grand Total	94,44,957.68	97,434.29	52,12,680.30	...

No. 33-B

FUND

on Establishment during the year 1958-59.

(b) LABOUR TECHNICAL AND OTHER.						Total (b) and (a)
Total.	Permanent and Temporary.	Allowances.	Dearness Allowance.	Provident Fund and Pension.	Total.	
6	7	8	9	10	11	12
Rs. nP.	Rs. nP.	Rs. nP.	Rs. nP.	Rs. nP.	Rs. nP.	Rs. nP.
6,129.70	6,129.70
1,30,521.87	7,008.52	761.91	6,628.85	...	14,399.28	1,44,921.15
1,46,430.17	6,900.90	654.99	5,761.80	...	13,317.69	1,59,747.86
...
...
2,83,081.74	13,909.42	1,416.90	12,390.65	...	27,716.97	3,10,798.71
3,51,644.52	24,870.02	2,653.28	24,179.24	...	51,702.54	4,03,347.06
1,37,77,051.61	6,49,437.71	77,149.31	6,11,525.00	...	13,38,112.02	1,51,15,163.63
4,702.80	575.00	72.00	524.33	...	1,171.33	5,874.13
1,41,33,398.93	6,74,882.73	79,874.59	6,36,228.57	...	13,90,985.89	1,55,24,384.82
54,273.51	1,096.64	190.61	999.07	...	2,286.32	56,559.83
...
54,273.51	1,096.64	190.61	999.07	...	2,286.32	56,559.83
1,56,902.15	19,997.81	2,441.06	17,141.73	...	39,580.60	1,96,482.75
33,788.64	915.83	1,256.35	1,002.27	...	3,174.45	36,963.09
1,90,690.79	20,913.64	3,697.41	18,144.00	...	42,755.05	2,33,445.84
7,228.51	7,228.51
16,485.21	1,091.00	144.00	970.00	...	2,205.00	18,690.21
...
2,264.10	1,216.08	72.00	1,124.34	...	2,412.42	4,676.52
23,927.44	744.82	...	672.64	...	1,417.46	25,344.90
36,896.89	2,003.20	186.00	2,208.87	...	4,398.07	41,294.96
79,573.64	5,055.10	402.00	4,975.85	...	10,432.95	90,006.59
...	7,19,747.27
...	5,92,713.06
...	13,12,460.33
...
...
3,314.19	249.10	38.32	280.48	...	567.90	3,882.09
3,510.96	281.81	43.35	314.03	...	639.19	4,150.15
6,825.15	530.91	81.67	594.51	...	1,207.09	8,032.24
1,47,55,072.27	7,16,388.44	85,663.18	6,73,332.65	...	14,75,384.27	1,75,42,916.87

APPENDIX No. 34

EDUCATION FUND

Revenue Account Balance Sheet as at 31st March 1959

Liabilities	Rs.	nP.	Assets	Rs.	nP.
Debts.			Cash at Bank	3,90,160	81
			Cash in Office	21,28,788	85
			Education Loan Interest		
Due on cheques payable	2,94,657	86	Warrant Payable Account.	1,710	00
					25,20,659 66
Due on outstanding charges for 1958-59 and previous years	16,25,939	00	Advances—Recoverable (vide Appendix No. 39)		
			Municipal Officers.	63,409	89
			Sundries—Miscellaneous advances.	60,378	34
					1,23,788 23
Due on outstanding charges on account of Interest accrued but not paid (details vide Appendix No. 39B)	12,111	12	Plant and Machinery	93,730	12
			Add Expenditure during 1958-59		
				93,730	12
			Less Depreciation	20,795	00
					72,935 12
Deposits in Cash and Public Securities from Contractors and private parties (vide details shown in Appendix No. 39-A)	16,42,026	33	Deposits in Public Securities with State Bank of India		
					1,63,600 00
			Municipal Contribution Receivable:—		
			From Budget 'A'	84,203	39
			From Budget 'D'	31,136	24
					1,15,339 63
Endowment Fund (vide details shown in Appendix No. 41-A)	3,45,028	11	Investments—		
			Endowment Fund		
			(vide Appendix No. 41-A)		
			With State Bank of India & in Office		
			In securities	3,43,894	78
			In cash	1,133	33
					3,45,028 11
Surplus Revenue Fund (vide Appendix No. 31)	21,94,950	59	Surplus Fund		
			In securities *	2,03,128	12
			In Fixed Deposit	14,00,000	00
			In Call Deposit	8,00,000	00
			In Current Account		
			Deposit	3,70,234	14
					31,18,390 37
Total	61,14,713	01	Total	61,14,713	01

* Details of Securities held in Surplus Fund—

	Face value		Cost	
	Rs.	nP.	Rs.	nP.
3% Govt. Loan 1970-75	1,030		871	87
4% Bombay Municipal Debentures 1956	1,07,500		1,06,962	50
4% Do. 1957	96,500		95,293	75
	2,05,000		2,03,128	12

G. V. DAMLE,
Chief Accountant.V. L. GIDWANI,
Municipal Commissioner.

APPENDIX No. 35 A

EDUCATION FUND

Capital Fund Balance Sheet as at 31st March 1959

Liabilities		Rs.	nP.	Assets		Rs.	nP.
Loans Outstanding				Block Account—			
Due to Public—				Loan Funds—			
(Vide details as shown in Appendix No. 37).		1,10,00,000	00	Property and Assets (at original cost as per Appendix No. 36).		90,70,017	91
Trust Fund				Trust Fund—			
Donation for construction of a school building at Kurla. ...		20,581	31	Expenditure as per Appendix No. 36.		76,454	49
Interest earned during the year ...		760	00	Investment—			
		21,341	31	Sinking Fund—			
Donation for construction of a school building at Kandivli ...		10,366	12	As per Appendix No. 38 for the ...		19,73,259	69
Donation from Smt. Bhagirthibai w/o the Late Shri Shankar Laxman Narayan for School Building at Lalbag. ...		50,000	00	Loan Fund—			
Construction of a Building for Gujarati School at Goregaon ...		10,000	00	In Securities		18,865	00
				In Fixed Deposit		16,00,000	00
Surplus—				In Call Deposits		14,00,000	00
Sinking Fund ...		9,73,259	69	In Cash ...		2,824	52
Contribution from Trust Fund ...		76,454	49				
Contribution from Government ...		10,00,000	00	Grand Total...		1,31,41,421	61
Grand Total ...		1,31,41,421	61				

* Includes Rs. 91,707.43 being balance on account of Trust Fund.

† For Face, Purchase and Market values of Securities held in the Sinking Fund, please see Appendix No. 41.

G. V. DAMLE,
Chief Accountant.V. L. GIDWANI,
Municipal Commissioner.

APPENDIX No. 36

EDUCATION FUND

Block Account showing details of Capital Expenditure upto 31st March 1959.

	Total Capital Expenditure upto 31st March 1958.	Expenditure during 1958-59.	Total Capital Expenditure upto 31st March 1959.
	Rs. nP.	Rs. nP.	Rs. nP.
(1) Loan Funds			
City Section			
Works completed (as per Report for 1956-57) ...	1,91,142.19	...	1,91,142.19
Works Completed—			
(1) Construction of a School Building on Plot Nos. 50.51 and 52 Suparibaug Estate.	4,76,098.51	12.93	4,76,111.44
(2) Construction of a ground and two upper floor building for a Gujarati School at Matunga facing Laxmi Narayan Lane.	1,78,680.31	...	1,78,680.31
(3) Construction of an additional storey over R.C. Urdu School Building at Mahim.	71,215.54	...	71,215.54
(4) Construction of a school building on Plots Nos. 27-29 in Scheme 60, Naigaum Estate.	3,92,693.55	...	3,92,693.55
(5) Construction of additional floor over the Sewri Marathi School Building.	75,931.72	...	75,931.72
(6) Construction of a school building at Sion on Plots Nos. 160B to 162A in Scheme No. 6 Sion Matunga Estate.	4,77,627.48	5,631.50	4,83,258.98
(7) Extension of school building at Laxminarayan Lane Matunga.	58,936.58	193.56	59,130.14
(8) Acquisition of land along V. P. Road for a Municipal School.	4,92,593.00	3,331.50	4,95,924.50
Total: Works Completed ...	22,23,776.69	9,169.49	22,32,946.18
Works in Progress—			
(1) Construction of a school building on Plots Nos. 150, 151, 152 and 153 in Scheme No. 31, Suparibaug Estate.	89,295.94	1,96,522.11	2,85,818.05
(2) Purchase of Plot No. 96-98 North and 141-13 South, Dadar-Matunga Schemes 5 and 6 including structures thereon for Municipal schools.	3,05,600.00	...	3,05,600.00
(3) Extension of Foras Road Marathi School Building.	104.37	...	104.37
(4) Construction of a proposed school building on Plots No. 2 and 3 near Mahalaxmi Overbridge.	2,05,441.63	75,411.77	2,80,853.40
(5) Additions and alterations to the urdu School Building at Souter Street, Byculla and Providing an additional floor over it.	1,46,616.16	17,435.18	1,64,051.34
(6) Construction of school building in Scheme 52, Worli Estate between Haines Road and Dr. Annie Besant Road.	1,40,076.51	2,28,105.01	3,68,181.52
(7) Extension of Walpakhadi Municipal School building.	41,851.33	13,562.15	55,413.48
(8) Construction of additional floor and extension of Municipal Urdu School Building at Dharamshala Road.	1,19,645.88	27,783.88	1,47,429.76
(9) Acquisition of land bearing C.S. No. 313,69 (Part) 124 and 3/69 (Part) of Colaba Division for construction of School building on Site A and B at Victoria Burder Road.	6,10,654.00	...	6,10,654.00
(10) Construction of school building on Site A, Colaba.	4,30,240.84	29,631.74	4,59,872.58
(11) Construction of School building on Site B, Colaba.	2,42,705.54	21,082.68	2,63,788.22
(12) Acquisition of plots No. C.S. 3168 of Bhuleshwar Division.	1,22,993.00	401.73	1,23,394.73
(13) Construction of school building on the site of the acquired property in C.S. No. 94 of Pare Sewri Division and bearing Street No. 31C of Elphinstone Road.	...	76.65	76.65
Carried over ...	24,55,225.20	6,10,012.90	30,65,238.10

APPENDIX No. 36 (Contd.)

EDUCATION FUND

Block Account showing details of Capital Expenditure upto 31st March 1959.

	Total Capital Expenditure upto 31st March 1958.	Expenditure during 1958-59.	Total Capital Expenditure upto 31st March 1959.
Brought forward ...	24,55,225.20	6,10,012.90	30,65,238.10
(14) Construction of an additional floor over the Inamwada Girls Vocational School building.	...	81.90	81.90
(15) Construction of a school building on Plot No. 271, 272 and 272A Sion Matunga Estate (East).	...	67.20	67.20
(16) Proposed school building with attached playground on Plot Nos. 202, 207, 204 and 205 of Scheme No. 60 Naigaum Estate.
(17) Acquisition of plot bearing C.S. No. 718 of Dadar Naigaum Division.	...	30,183.16	30,183.16
(18) Construction of a school building on land bearing C.S.No. 1256 Gokhale Road (South).	...	58,297.05	58,297.05
(19) Acquisition of C.S.No. 1243 of Girgaum Division near Nana Chawls for a Municipal School.	...	4,58,193.43	4,58,193.43
Total works in progress ...	24,55,225.20	11,56,835.64	36,12,060.84
Total: City Section ...	48,70,144.08	11,66,005.13	60,36,149.21
Suburban Section			
Works completed (as per Report for 1957-58) ...	91,248.62	...	91,248.62
<i>Works in Progress. —</i>			
(1) Construction of a school building on S. No. 323 at Danda Bandra.	1,71,728.30	4,882.74	1,76,611.04
(2) Construction of a new school building over the site of the reclaimed Juhu Tank.	86,147.54	205.67	86,353.21
(3) Construction of a temporary shed at Dhanji Deoshi Kanyashala at Ghatkopar.	13,802.40	4,230.55	18,032.95
(4) Extension of Municipal Village Marathi School at Old Kurla.	45,909.57	...	45,909.57
(5) Construction of an additional floor over Station School Kurla and provision of a sanitary block.	91,667.56	...	91,667.56
	4,09,255.37	9,318.96	4,18,574.33
<i>Works in Progress—</i>			
(1) Construction of an additional building in the Petit School compound.	1,00,239.19	1,58,171.86	2,58,411.05
(2) Construction of an additional floor over and providing sanitary block at the Marathi School at Versova.	35,505.06	...	35,505.06
(3) Construction of an additional floor over the Municipal Manilal Sunderji School at Vile Parle (West).	51,422.95	...	51,422.95
(4) Acquisition of Plot No. 50 T. P. Scheme III Santacruz about 2,500 square yards.	34,921.25	...	34,921.25
(5) Construction of a school Building on Plot No. 50 in T.P. Scheme No. III Santacruz.	32,143.23	...	32,143.23
(6) Construction of an additional floor over Suren Primary School Building at Andheri and providing sanitary block thereat.	34,118.77	56,630.41	90,749.18
(7) Construction of a new building in place of the existing one at Kherwadi.	1,34,295.00	1,04,828.40	2,39,123.40
(8) Construction of an additional floor over Municipal Marathi School at Chembur Ghatkopar Road.	195.57	82.43	278.00
(9) Acquisition of land in part of Rajabally Tank at Santacruz about 4008 square yards for a school building.	44,765.30	...	44,765.30
(10) Construction of a school building on the plot of the Bombay Housing Board at Kalina, Santacruz	151.73	277.22	428.95
Carried over ...	4,67,758.05	3,19,990.32	7,87,748.37

APPENDIX No. 36—Concl'd.

EDUCATION FUND

Block Account showing details of Capital Expenditure upto 31st March 1959.

		Total Capital Expenditure upto 31st March 1958,	Expenditure during 1958-59	Total Capital Expenditure upto 31st March 1959.
		Rs. nP.	Rs. nP.	Rs. nP.
	Brought forward ...	4,67,758.05	3,19,990.32	7,87,748.37
(11)	Construction of a school building on plot of M. A. Mehta at Ghatkopar.	95,093.08	1,25,837.02	2,20,930.10
(12)	Extension of school building by demolishing existing ground floor building on plot No. 38 T.P.S.I., Vile Parle (East).	141.49	123.24	264.73
(13)	Construction of school building on plot offered by Bombay Housing Board at Survey No. 68-71, Chembur.	97.91	...	97.91
(14)	Acquisition of plot No. 169, of T.P.S. II, Vile Parle.	50,960.00	...	50,960.00
(15)	Acquisition S. No. 369 (part) and 370 (part) at Vakola, Santacruz.	23,093.00	Cr. 3.43	23,089.57
(16)	Construction of a school building on the reclaimed Rajabally Tank at Santacruz.	98.44	5,17,103.78	5,17,202.22
(17)	Construction of a school building on Plot behind Jawahar Talkies Kurla for Hindi School.	...	1,50,884.48	1,50,884.48
(18)	Construction of a school building on Dhanji Devshi Kanyashala Plot.	...	1,62,516.00	1,62,516.00
(19)	Construction of a school building at Jayantila Vaishnav Road Ghatkopar.	...	3,65,717.58	3,65,717.58
	Total: Works in Progress ...	6,37,241.97	16,42,168.99	22,79,410.96
	Total: Suburban Section ...	11,37,745.96	16,51,487.95	27,89,233.91
	Extended Suburban Section			
	<i>Works in Progress—</i>			
(1)	Construction of a school building for Gujarati School at Kandivli.	...	139.65	139.65
	Total: Works in Progress	139.65	139.65
	Total: Extended Suburban Section	139.65	139.65
	DISCOUNT AND OTHER CHARGES ON THE LOANS—			
	Discount and other charges on the Loans ...	1,84,871.37	59,623.77	2,44,495.14
	Total: Loan Funds ...	61,92,761.41	28,77,256.50	90,70,017.91
	(2) Trust Funds			
	<i>Works Completed—</i>			
(1)	Construction of an additional storey over the R. C. Urdu School Building at Mahim.	68,775.90	...	68,775.90
	<i>Works in Progress—</i>			
(1)	Construction of a school Building on plot No. 50 in T.P. Scheme No. III, Santacruz.	7,678.59	...	7,678.59
	Total: Trust Funds ...	76,454.49	...	76,454.49
	Grand Total ...	62,69,215.90	28,77,256.50	91,46,472.40
	<i>Note.—Capital Expenditure upto 31-12-1950 is shown in Budget 'A' accounts under III.—Education Primary (Appendix No. 8).</i>			
	G. V. DAMLE,			V. L. GIDWANI,
	<i>Chief Accountant.</i>			<i>Municipal Commissioner.</i>

APPENDIX No. 37

EDUCATION FUND

Statement showing outstanding loans due by the Municipality, the interest outstanding on 1st April 1958 on the different Loans, the amount payable for the year 1958-59, the amount paid by the State Bank of India, and in Office during that year and the balances outstanding on 31st March 1959.

Particulars of Loans.	Rate of Interest.	Balance due on 1-4-58.	Amount raised in 1958-59.	Total.	Amount repaid in 1958-59.	Balance due on 31st March 1959.	Interest-outstanding on 1-4-1958.	Interest payable in 1958-59.	Total Interest due.	Deduct Interest paid by the State Bank of India and in Office.	Outstanding balance on 31st March 1959.
(1)	(2)	(3)	(4)	(5)	(6)	(7)	(8)	(9)	(10)	(11)	(12)
		Rs. nP.		Rs. nP.		Rs. nP.	Rs. nP.	Rs. nP.	Rs. nP.	Rs. nP.	Rs. nP.
Loans raised from the Public											
(1) The 5 Lakhs Education Loan of 1952	4 per cent.	5,00,000.00	...	5,00,000.00	...	5,00,000.00	820.00	20,000.00	20,820.00	20,700.00	120.00
(2) The 5 Lakhs Education Loan of 1952-53	4 per cent.	5,00,000.00	...	5,00,000.00	...	5,00,000.00	...	20,000.00	20,000.00	20,000.00	...
(3) The 15 Lakhs Education Loan of 1954	4 per cent.	15,00,000.00	...	15,00,000.00	...	15,00,000.00	14,988.00	60,000.00	74,988.00	50,930.00	24,058.00
(4) The 20 lakhs Education Loan of 1955	4 per cent.	20,00,000.00	...	20,00,000.00	...	20,00,000.00	11,930.00	80,000.00	91,930.00	82,108.00	9,822.00
(5) The 35 lakhs Education Loan of 1957.	4½ per cent.	35,00,000.00	...	35,00,000.00	...	35,00,000.00	...	1,48,750.00	1,48,750.00	1,48,750.00	...
(6) The 30 lakhs Education Loan of 1958	4½ per cent.	30,00,000.00	30,00,000.00	30,00,000.00	...	30,00,000.00	...	63,750.00	63,750.00	63,325.00	425.00
Loans from Public											
		80,00,000.00	30,00,000.00	1,10,00,000.00	...	1,10,00,000.00	27,738.00	3,92,500.00	4,20,238.00	3,85,813.00	34,425.00

G. V. DAMLE,
Chief Accountant.

V. L. GIDWANI,
Municipal Commissioner.

APPENDIX No. 38
EDUCATION FUND

Statement showing the Actual Investments on account of the Sinking Fund of different Municipal Loans upto 31st March 1959, compared with the amounts which should have accumulated upto that date on the basis of the Fixed Instalments and the sums set aside as Sinking Fund as at 31st March 1959.

Name of Loan	Amount raised	When raised	When repayable	Amount of Annual Sinking Fund Instalment	Date when Sinking Fund commenced	Amount of Sinking Fund which should have accumulated upto 31st March 1959 at compound Interest
1	2	3	4	5	6	7
	Rs.			Rs.		Rs. nP.
<i>4 percent. Municipal Loan (3½ percent. basis).</i>						
5 lakhs Education Loan 1952 ...	5,00,000	3rd September 1952.	1st September 1964	33,756.12	1st September 1953	2,27,364.75
5 lakhs Education Loan 1952-53 ...	5,00,000	26th November 1952.	1st September 1967	25,438.00	1st September 1953	1,71,337.00
15 lakhs Education Loan 1954 (3½ p. r cent. basis) ...	15,00,000	16th October 1954.	1st September 1964	51,694.00	1st September 1955	2,23,485.00
20 lakhs Education Loan 1955 ...	20,00,000	15th September 1955	15th September 1967	70,723.00	15th September 1956	2,23,868.00
35 lakhs Education Loan, 1957 ...	35,00,000	1st November 1957	1st November 1969	1,23,764.00	1st November 1958	1,25,569.00
					Total ...	9,71,623.75
	Amount actually invested upto 31st March 1959				Amount of interest accrued upto 31st March 1959 collected and invested in 1959-60	Total of Columns 5 and 6
	Amount of Sinking Fund invested upto 31st March 1958	Sinking Fund Instalments paid in 1958-59	Interest etc., accumulations invested in 1958-59	Total		
1	2	3	4	5	6	7
	Rs. nP.	Rs. nP.	Rs. nP.	Rs. nP.	Rs. nP.	Rs. nP.
Sinking Fund ...	6,36,985.52	3,05,375.12	30,899.05	9,73,259.69		
In Public Securities as detailed in Appendix No. 41.				9,73,209.06		
In Cash ...				50.63		
Total ...				9,73,259.69	5,462.94	9,78,722.63

The market value of the securities on 31st March 1959 is Rs. 9,78,069.15 as shown in Appendix No. 41 and after adding the Cash Balance of Rs. 50.63 the interest accrued on securities amounting to Rs. 5,462.94 the total amount of Sinking Fund is Rs. 9,83,582.72.

G. V. DAMLE,
Chief Accountant

V. L. GIDWANI,
Municipal Commissioner.

APPENDIX No. 39
EDUCATION FUND

Statement of Advances for 1958-59

Name of Account.	Opening Balance on 1st April 1958		Debits during 1958-59		Total.		Credits during 1958-59		Closing Balance on 31st March 1959.	
	Rs.	nP.	Rs.	nP.	Rs.	nP.	Rs.	nP.	Rs.	nP.
Municipal Officers :—										
Standing Advances for Contingent expenses ...	21,989	49	4,341	75	26,331	24	2,854	61	23,476	63
Motor Cars and Motor cycles to officers.	2,140	00	46	17	2,186	17	1,306	17	880	00
Loan Scholarships to Municipal Teachers under training		39,053	26	39,053	26	...		39,053	26
Dishonoured cheques		1,300	00	1,300	00	1,300	00	...	
	24,129	49	44,741	18	68,870	67	5,460	78	63,409	89
Sundries Miscellaneous Advances ...	99,199	90	1,44,026	10	2,43,226	00	1,82,847	66	60,378	34
Total.	1,23,329	39	1,88,767	28	3,12,096	67	1,88,308	44	1,23,788	23

G. V. DAMLE,
Chief Accountant.

V. L. GIDWANI,
Municipal Commissioner.

APPENDIX No. 39-A

EDUCATION FUND

Statement of Deposit Accounts for 1958-59

Name of Account.	Opening Balance on 1st April 1958	Credits during 1958-59	Total.	Debits during 1958-59	Closing Balance on 31st March 1959.
	Rs. nP.	Rs. nP.	Rs. nP.	Rs. nP.	Rs. nP.
A.—Cash Deposits from Contractors, Tenderers and Municipal Employees ...					
(i) From Contractors ...	1,41,677 41	1,09,908 00	2,51,585 41	24,526 34	2,27,059 07
(ii) From Tenderers ...	52,381 00	1,32,747 00	1,85,128 00	1,52,192 00	32,936 00
B.—Cash Deposits from private parties received through Departmental Offices ...	34,579 15	29,543 96	64,123 11	29,215 27	34,907 84
C.—Other Cash Deposits ...					
(1) Provident Fund Advances etc. ...	57,516 26	89,176 09	1,46,692 35	93,788 18	52,904 17
(2) Pensions ...	8,031 40	3,094 81	11,126 21	2,845 67	8,280 54
(3) Co-operative Societies ...	4,507 89	24,052 11	28,560 00	22,986 59	5,573 41
(4) Interest on Securities of Endowment Funds ...	8,722 62	7,461 11	16,183 73	5,373 39	10,810 34
(5) Interest on other Securities	2,037 66	2,037 66	2,037 66	...
(6) Income-tax on Establishments ...	5,378 30	450 20	5,828 50	5,703 42	125 08
(7) Unpaid Rent ...	56,064 00	57,111 64	1,13,175 64	26,497 49	86,678 15
(8) Court attachment and departmental dues ...	335 87	81,420 97	81,756 84	81,406 81	350 03
(9) Other Deposits ...	6,54,996 58	8,71,031 48	15,26,028 06	8,58,519 36	6,67,508 70
(10) Sales Tax ...	85 67	381 85	467 52	376 79	90 73
(11) Unclaimed Wages ...	1,04,319 72	2,78,367 87	3,82,687 59	2,04,974 47	1,77,713 12
(12) Municipal Contribution ...	1,95,129 95	5,138 64	2,00,268 59	26,779 44	1,73,489 15
D.—Paper Deposits kept in Office
E.—Paper Deposits from Contractors Municipal Employees etc., ...	1,50,300 00	25,300 00	1,75,600 00	12,000 00	1,63,600 00
F.—Security Deposit for Supply of Text Books ...	2,300 00	...	2,300 00	2,300 00	...
Wages Deposit Account
Provident Fund Recoveries and Payments	33,58,053 83	33,58,053 83	33,58,053 83	...
Total ...	14,76,325 82	50,75,277 22	65,51,603 04	49,09,576 71	16,42,026 33

G. V. DAMLE,
Chief Accountant.

V. L. GIDWANI,
Municipal Commissioner.

APPENDIX No. 39B
EDUCATION FUND

Statement showing 'Interest accrued but not paid' in respect of the following Municipal Loans credited to Suspense Account pending adjustment in their respective years of repayment outstanding on 31st March 1959.

Year of Adjustment	Particulars of Loan	Amount of Interest accrued but not paid outstanding		Date of maturity of loan
		Rs.	nP.	
1953-54	Rs. 5 lakhs Education Loan of 1952-53 ...	1,666	67	1-9-1964
1954-55	Rs. 5 lakhs Education Loan of 1952-53 ...	1,666	67	1-9-1967
1955-56	Rs. 15 lakhs Education Loan of 1954 ...	5,000	00	1-9-1964
1956-57	Rs. 20 lakhs Education Loan, 1955 ...	3,777	78	15-9-1967
	Total ...	12,111	12	

G. V. DAMLE,
Chief Accountant.

V. L. GIDWANI,
Municipal Commissioner.

APPENDIX No. 40
EDUCATION FUND

Statement showing the amounts of Receipts and Expenditure respectively credited and debited to the Education Fund during the year 1958-59 and the balance at the credit of the Fund at the close of the year 1958-59 (i.e., 31st March 1959).

	Rs.	nP.
RECEIPTS—A.—REVENUE ACCOUNT		
(1) Fees and Fines from Municipal Schools	12,777	01
(1 A) Education Cess	24,84,939	84
(2) Contribution towards Primary Education from Municipal Corporation under Section 126C(c) of the Bombay Municipal Corporation Act—		
(i) From Budget 'A'	1,18,06,295	00
(ii) From Budget 'D'	19,94,142	00
(iii) From Budget 'F'	3,86,006	65
(2A) Special Contribution from :—		
(i) Budget 'A'	6,60,000	00
(ii) Budget 'D'	1,10,000	00
(iii) Budget 'F'	30,000	00
(3) Contribution from Government under Clause 2(e) of Schedule BBA of the Bombay Municipal Corporation Act	33,27,083	00
(4) Interest on Endowment and Investments	6,878	36
(5) Rent and other proceeds of properties	17,692	32
(6) Interest and Profits on Investments of Surplus, Loan and other balances	2,49,245	06
(7) Miscellaneous Receipts	35,534	18
Total—Revenue Receipts	2,11,20,593	42
RECEIPTS—B.—CAPITAL ACCOUNT		
(1) New Loan	30,00,000	00
(2) Govt. Grant-in-Aid for Primary School Buildings constructed in the merged Suburban area	3,23,410	00
(3) Trust Fund	60,760	00
Total—Capital Receipts	33,84,170	00
RECEIPTS—C.—SUSPENSE ACCOUNT		
Advances—Municipal Officers—		
(a) Standing Advances for Contingent Expenditure	2,854	61
(b) Motor Cars and Motor Cycles to Officers	1,306	17
(c) Dishonoured Cheques	1,300	00
(d) Loan scholarships to Municipal Teachers Under Training	20,795	00
Advance for purchase of Plant and Machinery	1,82,847	66
Sundries—Miscellaneous Advances		
State Bank of India and other Local Banks Paper and Cash Account—including paper deposits in office custody		
Sinking Fund (Paper and Cash) Account	348	92
Endowment Fund (Paper and Cash) Account	93,086	50
Loan Fund (Paper and Cash) Account	7,32,384	69
Surplus Fund (Paper and Cash) Account	2,38,07,208	68
Sundry Deposits (Paper and Cash) Account	17,17,223	39
Deposit Account	33,58,053	83
Provident Fund Recoveries	14,34,920	73
Provident Fund Investments		
Cash Bills Outstanding	2,27,22,531	12
Cheques Payable		
Wages Deposit Account		
Municipal Contribution Receivable	4,635	69
Municipal Contribution Payable (Refundable)		
Endowment Fund Account	1,344	09
Sinking Fund Account—Education	3,36,274	17
Education Loan Interest Warrant Payable Account	3,35,435	50
Interest Receivable Account		
Interest accrued but not paid		
Investment of Surplus Monies in Public Securities		
Advances from Surplus Monies for financing Capital Expenditure pending raising of Loan.		
Total—Suspense Receipts	5,47,52,550	75

APPENDIX No. 40. (Contd.)

EXPENDITURE—A.—REVENUE ACCOUNT		Rs.	nP.
A.—General Supervision and Administration	...	4,48,147	02
B.—Municipal Primary Schools	...	1,68,58,402	87
C.—Private Primary Schools	...	5,85,935	53
D.—Medical Inspection of school children	...	2,77,354	41
E.—Enforcement of Compulsion	...	7,318	00
F.—Educational Activities	...	1,45,539	15
G.—Pension and Provident Fund	...	13,12,460	33
H.—Dearness Allowance
I.—New Works	...	497	64
J.—Debt Charges	...	7,64,861	01
K.—Training Facilities for Municipal Teachers.	...	8,327	24
Total—Revenue Expenditure		2,04,08,853	20
EXPENDITURE—B.—CAPITAL ACCOUNT			
(1) Loan Funds	...	28,17,632	73
Discount and other charges on New Loan	...	59,623	77
(2) Trust Fund
Total—Capital Expenditure		28,77,256	50
EXPENDITURE—C.—SUSPENSE ACCOUNT			
Advances—Municipal Officers—			
(a) Standing Advances for contingent expenditure	...	4,341	75
(b) Motor Cars and Motor Cycles to Officers	...	46	17
(c) Dishonoured Cheques	...	1,300	00
(d) Loan Scholarship to Municipal Teachers under Training	...	39,053	26
Advance for purchase of Plant and Machinery
Sundries—Miscellaneous Advances	...	1,44,026	10
State Bank of India and other Local Banks Paper and Cash Account—including Paper			
Deposits in office custody			
Sinking Fund (Paper and Cash) Account	...	3,36,623	09
Endowment Fund (Paper and Cash) Account	...	1,344	09
Loan Fund (Paper and Cash) Account
Surplus Fund (Paper and Cash) Account
Sundry Deposits (Paper and Cash) Account	...	2,40,99,889	10
Deposit Account	...	15,51,522	88
Provident Fund Payments	...	33,58,053	83
Provident Fund Investments	...	14,34,920	73
Cash Bills Outstanding
Cheques Payable	...	2,27,52,742	81
Wages Deposit Account
Municipal Contribution Receivable	...	1,15,339	63
Municipal Contribution Payable (Refundable)	...	704	67
Endowment Fund Account
Sinking Fund Account Education
Education Loan Interest Warrants—Payable Account	...	3,34,737	50
Interest Accrued but not paid
Interest Receivable Account
Investment of Surplus Monies in Public Securities
Advances from Surplus Monies for financing Capital Expenditure pending raising of Loan
Total—Suspense Expenditure		5,41,74,645	61

APPENDIX No. 40 (Contd.)

SUMMARY

Receipts.			Disbursements.	
Rs.	nP.		Rs.	nP.
7,22,390	80	Balance on 1st April 1958—		
2,11,20,593	42	A.—Revenue Account	2,04,08,853	20
33,84,170	00	B.—Capital Account	28,77,256	50
5,47,52,550	75	C.—Suspense Account	5,41,74,645	61
7,92,57,314	17	*Balance on 31st March 1959	7,74,60,755	31
7,99,79,704	97	Total	25,18,949	66
		Total	7,99,79,704	97
Bank's Reconciliation—			Rs.	nP.
*Balance as per Bank's Pass Book			9,11,894	18
Add—Revenue sent to the Bank on 31st March 1959 but acknowledged on 1st April 1959.			27,079	67
Less—Uncashed cheques			9,38,973	85
			5,48,813	04
		Balance as per Day Book (Col. No. 10)	3,90,160	81
			Rs.	nP.
Balance in Office in Government Promissory Notes etc.			21,28,788	85
Balance in Office in Cash			21,28,788	85
			25,18,949	66

G. V. DAMLE,
Chief Accountant.

V. L. GIDWANI,
Municipal Commissioner.

APPENDIX No. 41

EDUCATION FUND

Comparison of Face, Purchase and Market Values at 31st March 1959
of the different Securities held in the Sinking Fund

Particulars of Securities	Face value	Purchase rate per cent	Book Value	Market rate per cent	Value at Market Rate (Municipal Debentures being valued at par)
	Rs.	Rs.	Rs. nP.	Rs.	Rs. nP.
4 per cent. Municipal Debentures	2,41,500	99½	2,39,688.75	Par	2,41,500.00
	4,92,500	99½	4,90,037.50	..	4,92,500.00
	2,43,500	99½	2,42,891.25	..	2,43,500.00
5 per cent. Conversion Loan, 1946	400	82½	330.00	74.00	296.00
3 per cent. Development Loan 1970-75	300	87½	261.56	91.05	273.15
Total	9,78,200		9,73,209.06		9,78,069.15

G. V. DAMLE,
Chief Accountant

V. L. GIDWANI,
Municipal Commissioner.

APPENDIX No. 41-A
EDUCATION FUND

Statement showing the amount of and object for which the endowments held under the Endowment Fund were received from different parties upto 31st March 1959.

Serial No.	Name of Donor.	Object for which endowment is given.	Particulars of Securities.	Face value.	Rate per cent.	Book value.
1	Smt. Anandibai Keskar	"Amāndibai Keskar Prize" at Dadar Kumbharwada Marathi Girl's School ...	3 per cent. Conversion Loan 1946	Ra. 100	Par	Ra. 100 00
2	Bachubai S. Bengalee	"Bachubai Sorabji Bengalee and Sorabjee Shapurji Bengalee Prizes" at S. S. Bengalee Gujarati Girl's School.	{ 4 per cent. Bombay Port Trust Bonds 3 per cent. 1st Development Loan 1970-75	1,000 500	Par 87 3	1,000 00 435 94 25 62
3	Bai Gulabhai H. Shah Memorial Committee	"Bai Gulabhai Haribhai Shah Prize" at Gujarati Schools.	{ 3 per cent. Conversion Loan 1946 3 per cent. 1st Development Loan 1970 75	900 300	Par 87 3	900 00 261 56
4	Bai Kashibai Itchhashankar Joshi	"Bai Kashibai Itchhashankar Joshi Prizes" at Bhuleshwar Gujarati Girls' School.	3 per cent. Non-terminable Loan 1896-97	1,300	...	1,202 00
5	Mr. Msthuradas Tricundas and Sheth Vithaldas Damodar Govindjee Trustees.	"Bai Nandubai d/o Ruttansey Raghavji alias Bai Gunvantibai w/o Chhabildas Chutarbhuj Bhagat's scholarships" at Gujarati Girls Schools.	2½ per cent. Govt. Loan 1961	4,200	Par	4,200 00
6	Mr. Ramdas Madhavji	Behn Manjula d/o Ramdas Madhavji Memorial Fund" for distributing laharies at Bhuleshwar Gujarati Girls' School.	{ 3 per cent. Conversion Loan 1946 3½ per cent. Bombay Municipal Debentures 1947 3 per cent. 1st Development Loan 1970-75	2,500 500 100	Par 99 4 87 3	2,500 00 496 25 87 19 31 31
7	Dr. Blaney Memorial Fund	"Dr. Blaney Prize"	{ 3 per cent. 1st Development Loan 1970-75 do	1,100 600	98 8½ 87 3	1,083 84 523 12 25 62
8	Mr. Nawrosji Sorabji Bengalee son of Meherbai Kola and late students and sympathisers etc. of the S. S. Bengalee Gujarati Girls, School.	"Golden Jubilee of the S. S. Bengalee Gujarati Girls' School Trust Fund" and "Nowrosji Bengalee Trust Fund" scholarship prizes etc., at S. S. Bengalee Gujarati Girl's School.	{ 4 per cent. Bombay Municipal Debentures 1954 3 per cent. 1st Development Loan 1970-75 3 per cent. Conversion Loan 1946	3,500 300 1,900	99 12 87 3 Par	3,491 25 261 56 1,900 00
9	Harkisondas Brijlal Memorial Committee	"Harkisondas Brijlal Prize" at Buddiwardhak, Gujarati Boy's School	{ 3 per cent. Conversion Loan 1946 3 per cent. 1st Development Loan 1970-75	500 200	Par 87 3	500 00 174 37 12 81
10	Th ^e Anjaria Memorial Fund Committee	"Himatlal Ganeshji Anjaria Scholarship" to teachers under training	{ 3 per cent. Conversion Loan 1946 3 per cent. 1st Development Loan 1970-75	1,200 500	Par 87 3	1,200 00 435 94
11	Messrs. Jairajbhoy Peerbhoy and Noormahomed Jairajbhoy Peerbhoy.	"Jairajbhoy Peerbhoy Gujarati Girl's School Fund".	{ 4 per cent. Bombay Municipal Debentures 1954 3 per cent. Conversion Loan 3 per cent. 1st Development Loan (1970-75)	2,000 15,000 400	99 12 Par 87 3	1,995 00 15,000 00 348 75 56 25
12	Executors of the will of the late Jeshtaram Premji	"Jeshtaram Premji School Trust Fund"	{ 3 per cent. Conversion Loan 1946 4 per cent. Bombay Municipal Debentures (180 lacs) 1954 4 per cent. Bombay Port Trust Bonds (1913) 2½ per cent. Govt. Loan 1961	9100 4,500 500 400	Par 99 12 116 0 98 14	9,100 00 4,488 75 580 00 395 50
13	Bai Jivkore Lallubhai	"Bai Jivkore Lallubhai Scholarship and Prize" at S. S. Bengalee Gujarati Girls' School.	{ 3 per cent. Conversion Loan 1946 22 Ordinary shares of Ra. 250 each in Commercial Ahmedabad Mills Co. Ltd. 3½ per cent. Bombay Municipal Debentures 1977 3 per cent. Conversion Loan 1946	5,400 5,500 2,500 1,600	100 4 Par 87 2 82 8	5,413 50 5,500 00 2,178 12 1,320 00

APPENDIX No. 41A—(contd.).
EDUCATION FUND

Serial No	Name of Donor	Object for which endowment is given.	Particulars of Securities	Face value.	Rate per cent.	Book Value.
				Rs.	Rs. nP.	Rs. nP.
			1 4½ Bombay Municipal Debentures, 1957	1,500	98 75nP.	1,481 25
			1 3½ Bombay Municipal Debentures (1.25 Crores Loan Rep. 1977)	2,000	98 8	1,970 00
			{ 3 per cent. Conversion Loan 1946	1,800	80 9	1,450 12
14	Residents of Girgaum Locality	... "Khurshedbai Byramji Wadia Prize" for Municipal Girgaum Gujarati School	{ 3½ per cent. Bombay Municipal Debentures Rep. 1977	500	98 2	490 62
			{ 3 per cent. 1st Development Loan 1970-75	100	87 3	87 19
15	Lord Hardinge Birth day Celebration Committee	... "Lady Hardinge Prize" at Municipal Schools	{ 3 per cent. 1st Development Loan (1970-75)	1,200	98 8½	1,182 37
			{ 3 per cent. 1st Development Loan 1970-75	900	87 3	784 69
16	The Limaye Satkar Mandal	... "Limaye Prize" at Municipal Marathi Schools	{ 3 per cent. Conversion Loan 1946	500	Par	500 00
			{ 3 per cent. 1st Development Loan 1970-75	100	87 3	87 19
17	Mr. Bhagwandas Madhavdas Raghunathdas	... "Madhavdas Raghunathdas Prize" to girls of S. S. Bengali Gujarati Girls' School.	{ 3 per cent. Conversion Loan 1946	500	Par	500 00
			{ 3 per cent. 1st Development Loan 1970-75	100	87 3	87 19
18	Bai Janabai Rokde	... "Madhavrao Rokde Free School Endowment and Trust Fund"	{ 3 per cent. 1st Development Loan (1970-75)	20,000	98 8½	19,706 25
			Do. do.	300	87 3	261 56
			{ 3 per cent. Conversion Loan 1946	200	101 8	203 00
			{ 3 per cent. Conversion Loan 1946	100	82 8	82 50
			{ 4 per cent. Bombay Municipal Debentures 1954	7,500	99 12	7,481 25
						*65 44
19	Ratansoo Mulji	... "Manekbai Ratansi Mulji Prize" at Ratansi Mulji Gujarati Boys' School	{ 4 per cent. Bombay Port Trust Bonds	1,000	Par	1,000 00
			{ 3 per cent. 1st Development Loan 1970-75	300	87 3	261 56
20	Municipal Gulabhai Central Gujarati Girls' School Diamond Jubilee Memorial Committee	... "Municipal Gulabhai Central Gujarati Kanyashala Diamond Jubilee Memorial Fund" for imparting education in tailoring, cutting and sewing.	3 per cent. Conversion Loan 1946	5,200	Par	5,200 00
21	Bai Navalbai d/o. Raghunathdas Gopaldas	... "(Navalbai) The Nagardas Raghunathdas scholarship" at Nagardas Raghunathdas Gujarati Boys' School.	{ 4 per cent. Bombay Port Trust Bonds	2,500	Par	2,500 00
			{ 3 per cent. 1st Development Loan 1970-75	500	87 3	435 94
						*38 44
22	Messrs. Raghunthdas Gopaldas, Dharamdas Tribhuvandas, Ranchhoddas Dharamdas and Ishwardas Lakhmidas.	... "The Nagardas Raghunathdas Gujarati Boys' Scholarships and Endowment" at Nagardas Raghunathdas Gujarati Boys' School.	3 per cent. Conversion Loan 1946.	23,000	Par	23,000 00
23	Gujarati Teachers Association	... "Prof. N. G. Welinkar Prizes" to Pupils of Gujarati Schools	{ 3 per cent. Conversion Loan 1946	1,000	94 5	943 12
			{ 3 per cent. 1st Development Loan 1970-75	400	87 3	348 75
						*12 81
24	Executors of the Estate of the late Mr. Nowrojee Sorabjee Bengalee J. P.	... "Nowrojee Sorabjee Bengalee Prize" at S. S. Bengalee Municipal School	{ 3 per cent. Conversion Loan 1946	2,000	Par	2,000 00
			{ 3 per cent. 1st Development Loan 1970-75	300	87 3	261 56
25	Jagjivan Raisy Raja Nephew of Paramand Raja	... "The Paramanand Raja Endowment Fund"	3 per cent. Conversion Loan 1946	13,800	Par	13,800 00
26	Parvatibai Dwarkadas Tribhuvandas	... "Bai Parvatibai Dwarkadas Prize" at Bhulehwar Gujarati Girls' School.	3 per cent 1st Development Loan (1970-75)	200	87 3	174 37
						*25 62
27	The Trustees of Bai Padmabai Trust	... "The Padmabai Quran Sharif Urdu School Trust Fund"	3 per cent. Conversion Loan 1946	6,500	Par	6,500 00

* Represents balance in Cash with the State Bank of India

APPENDIX No. 41A—(concl'd).
EDUCATION FUND.

Serial No.	Name of Donor.	Object for which endowment is given.	Particulars of Securities.	Face value.	Rate per cent.	Book Value.
28	Sir Currimbhoy Ibrahim, Bart.	The Rahimtulla Currimbhoy Training Institution Scholarships" at Imamwada Urdu School.	4 per cent. Bombay Municipal Debenture 1954 (180 Lakhs) 3 per cent. Conversion Loan 1946 3 per cent. Bombay Municipal Debentures, 1977	17,000 1,000 8,500	99 12 Par 87 2 0	16,957 50 1,000 00 7,405 62 *42 50
29	Mr. Laldas Prabhudas	Bai Rambhabei Laldas Prabhudas Girls' School Scholarship and Endowment and Trust Fund" for Bai Rambhabei Laldas Prabhudas Girls' School.	4 per cent. Bombay Port Trust Bonds	10,000	Par	10,000 00
30	Mr. Rattansee Mulji	"Rattansee Mulji Scholarship and Endowment Fund" at Rattansee Mulji Gujarati Boys' School.	4 per cent. Bombay Port Trust Bonds	10,000	Par	10,000 00
31	Bai Walibai w/o Vallabhadas Vishram Mowji	"Bai Walibai Vallabhadas Endowment Fund"	4 per cent. Bombay Municipal Debentures	29,000	Par	29,000 00
32	S. B. Pendarkar Memorial Mitra Mandal	"S. B. Pendarkar Memorial Prizes" at Municipal Marathi Schools	3 per cent. Conversion Loan 1946 3 per cent. 1st Development Loan 1970-75	600 200	Par 87 3	600 00 174 37
33	Kashalkar Satkar Committee	"Shantabai Kashalkar Prizes" at Municipal Marathi Schools	2 per cent. Loan 1961	400	99 0	396 00 *4 00
34	Sheth Dwarkadas Tribhuvandas, J.P.	"Sheth Dwarkadas Tribhuvandas J.P., Garba Party Lahani Trust Fund" at Bhuleshwar Gujarati Girls' Schools	4 per cent. Bombay Municipal Debentures (180 lacs... 1954) 4 per cent. Bombay Municipal Debentures 4 per cent. Bombay Municipal Debentures, 1957 3 per cent. 1st Development Loan 1970-75	3,000 2,500 500 300	99 12 Par 98 75 nP. 87 3	2,992 50 2,500 00 493 75 261 56 *6 25
35	Sheth Dwarkadas Tribhuvandas, J.P.	"Sheth Dwarkadas Tribhuvandas Prizes" at Walkeshwar group of schools	4 per cent. Bombay Municipal Debentures (180 lacs 1954) 4 per cent. Bombay Municipal Debentures 1957 3 per cent. 1st Development Loan 1970-75	3,000 500 200	99 12 98 75 nP. 87 3	2,992 50 493 75 174 37 *6 25
36	Teachers and Pupils of the Municipal Gujarati Girls' School.	"S. S. Bengali Gujarati Girls' School Trust Fund" prize at S. S. Bengalee Gujarati Girls' School.	3 per cent. Conversion Loan 1946	100	97 10	97 63 *2 37
37	Mr. Virji Peraj, Managing Trustee of the Padamsi Lohana Girls' School.	The Thakkar Peraj Padamsi Lohana Kanyashala Trust and Endowment Fund.	4 per cent. Bombay Municipal Debentures (180 Lacs 1954)	8,000	99 12	7,980 00 *20 00
38	Primary Teachers' Association	"R. S. Taki Scholarship and Prizes"	3 per cent. Conversion Loan 1946 3 per cent. 1st Development Loan 1970-75	1,100 300	Par 87 3	1,100 00 261 56
39	Vishnupant Pagnis Satkar Samiti Bombay	"Vishnupant Pagnis Prizes"	3 per cent. Conversion Loan 1946 Do. 3 per cent. 1st Development Loan 1970-75	1,500 200 300	Par 82 1/2 87 3	1,500 00 165 00 261 56
40	Pupils and Teachers in Municipal Schools	"War Loan Prizes"	3 per cent. 1st Development Loan (1970-75) 3 per cent. Conversion Loan 1946 4 per cent. Bombay Municipal Debentures 180 lacs 1954	400 3,500 1,500	87 3 Par 99 12	348 75 3,500 00 1,496 25 *52 50
41	Mr. Lallubhai Trimbakram, Executor of the Will of Bai Matubai Ratansi Dhanji.	"Matubai Ratansi Dhanji Gujarati School Endowment Fund"	3 per cent. Bombay Municipal Debentures 1977	50,000	Par	50,000 00
42	Smt. S. Dallas	"Dallas Fund" Monetary help to the staff of Education Officer's office and Gujarati Teachers until the Corpus of the fund is wiped out.	3 per cent. Conversion Loan 1946	6,100	80 9	4,914 31
43	The Society for the promotion of Education among the masses known as the Dadabhoy Nowroji Poor Boys Seminary.	Donation for the promotion of Education among the masses	3 per cent. Conversion Loan, 1946	8,000	Par	8,000 00
44	Mr. Mukund Sadashiv Patil	"Sadashiv Harishchandra Patil Prize Fund"	3 per cent. Conversion Loan, 1946	500	"	500 00
45	Trustees of the Estate of the Late N. P. Yaki	"Sir Nowroji Pestonji Yaki Scholarship Fund" for depressed class pupils.	3 per cent. Conversion Loan, 1946 3 per cent. 1st Development Loan 1970-75 4 per cent. Bombay Municipal Debentures (180 lacs) 1954	4,500 200 500	" 87 3 99 12	4,500 00 174 37 498 75

46	Messrs. Narayan Ramchandra Deo and Atmaram Ramchandra Deo.	"The Ramchandra Sitaram Deo alias Bals Bhatji Prize Fund"	...	3 per cent. Conversion Loan, 1946	...	500	Par	500	00	
47	Prof. V. G. Rao	Prof. V. G. Rao's Scheduled Class Scholarships	...	3 per cent. Conversion Loan, 1946	...	400	"	400	00	
48	Smt. Manoramabai Govindrao Kulkarni	"Manoramabai Govindrao Kulkarni Prize"	...	3 per cent. Conversion Loan, 1946	...	300	82 8	247	50	
49	Diwan Behadur G. S. Rao	"Diwan Behadur G. S. Rao Prize"	...	3 per cent. 1st Development Loan 1970-75	...	300	87 3	261	56	
50	The Secretary, Municipal Marathi Teachers' fund.	Shikshak Fund Prizes to children of Municipal Teachers from the Marathi side.	...	3½ per cent. Bomay Municipal Debentures 3 per cent. Conversion Loan 1946	...	2,500	87	2,175	00	
51	Executor of the Will of the late Shri D. H. Bondre.	D. H. Bondre Prizes to backward class students.	...	3½ per cent. Bombay Municipal Debenture 1977 3 per cent. Conversion Loan 1946 3% 1st Development Loan 1970-75	...	1,000	87	870	00	
			100	82 8	82	50	
			100	87 3	87	19	
					15	31	
52	Trustees of the late Sheth Laldas Prabhudas Kothari	Distribution of prizes, sweetmeats etc. to students of Rambhabai School, in the name of Bai Rambhabai Laldas Kothari	...	3 per cent. Conversion Loan 1946	...	1,700	Par	1,700	00	
53	Shri Laldas Jannadas	Laldas Jannadas Prize to the pupil Standing first in fourth Standard Examination from each side by rotation	...	4 per cent. Bombay Municipal Debentures (180 Lakhs) (1954)	...	1,000	99 12	997	50	
					2	50	
54	Shri N. V. Bandukwala on behalf of Shri Saifuddin owner of Badri Mahal	Badri Mahal Scholarship to the pupil standing first in annual examination of Std. V, of each side by rotation	...	4 per cent. Bombay Municipal debentures (180 lacs) 1954	...	1,000	99 12	997	50	
					2	50	
55	The Secretary R. V. Paulekar's 71st Birthday Celebration Committee	'R. V. Parulekar Prizes' to the Children of Municipal Primary Teachers securing highest percentage of marks in the S. S.C. & P.S.C. Examinations	...	4% Bombay Municipal Debentures (180 lakhs) 1954 3% 1st Development Loan 1970-75	...	2,500	99 12	2,493	75	
			200	87 3	174	37	
					67	13	
56	Shri S. K. Bhiwandkar retired Superintendent of Municipal Marathi Schools	Cash Prize to a pupil from Municipal School standing first in the P. S.C. Examination and joining a Secondary School in that year.	...	4% Bombay Municipal Debentures, 1953	...	1000	99 4	992	50	
					8	50	
57	Smt. Bayobai Rahurkar	Smt. Bayobai Rahurkar Prizes for pupils standing first at the P.S.C. Examination from the five selected Marathi Schools	...	3 per cent 1st Development Loan 1970-75 4½ per cent. Bombay Municipal Debentures 1957	...	100	87 19 nP.	87	19	
			500	98 75 nP.	493	75	
					70	06	
58	Smt. Vanmalabai Virsen Jaykar Prize Fund	Smt. Vanmalabai Virsen Jaykar Prizes to pupils standing first in Std IV in each of the three selected Schools.	...	4½ per cent Bombay Municipal Debentures 1957	...	500	98 75 nP.	493	75	
					6	25	
						Total	...	3,49,500	...	3,43,894 78
										1133 33
						Grand Total	...			3,45,028 11

* Represents balance in cash with the State Bank of India.

G. V. DAMLE,
Chief Accountant

V. L. GIDWANI,
Municipal Commissioner.

ASSESSMENT AND COLLECTION

ADMINISTRATION REPORT FOR THE YEAR 1958-59.

Shri I. N. Mehta, B. A., was in charge of the department throughout the year except for the period from 21st January, 1959 to 31st March, 1959 when Shri B. G. Jadhav acted as Assessor and Collector.

Rates of Taxation.—The rates of taxation on lands and buildings continued to be the same as in the preceding year save in the case of Halalkhor Tax which was increased by 1/2 per cent. In addition, the Education Cess was levied for the first time from 1st April 1958. The rates of Taxation thus stood as follows—General Tax (including Fire tax) at 17.75 per cent, Water Tax 3.75 per cent and Halalkhor tax @ 3.50 per cent. Education cess at a graduated scale as under :—

	Rate.
Rateable Value Re. 1 to Rs. 74	Nil.
Rateable Value Rs. 75 to Rs. 299	1 per cent.
Rateable Value Rs. 300 and above	1½ per cent.

The Education Cess is leviable on the aggregate rateable value of all buildings and lands owned by one person in the same locality. The tax on vehicles and animals was levied at the maximum rates prescribed in Schedule G of the Bombay Municipal Corporation Act. The rates charged for the supply of water by meter measurement continued to be the same as in the previous year. These rates ranged between Rs. 0.75 and Rs. 2.40 per 1,000 gallons according to the class of properties.

Properties :—The total number of properties on the 31st March 1959 was 56,091 as shown in Appendix "A". Out of these properties 52,760, were assessed to General tax and 2,205 were exempted from it under Section 143 (1) (a) of the Bombay Municipal Corporation Act. Vacant lands owned by Government are not assessed till they are beneficially occupied while Railway lands are assessed in lump. The number of Municipal properties exempted from General tax under the provisions of the Bombay Municipal Corporation Act, during the year was 1,126.

Properties newly erected, demolished and enlarged during the year numbered 1434, 383 and 1153 respectively, the corresponding figures for the year 1957-58 being 785, 478 and 1079. The number of single room tenements, double room tenements and flats in the City on the 31st March 1959, was 2,72,880, 83,060 and 65,823 respectively.

Rateable Value :—The rateable value of all properties in the City on the 31st March 1959, was Rs. 27,77,90,591 as against Rs. 26,64,32,986 on the 31st March 1958. It worked out to Rs. 119.43 nP. per head of population of 23,25,945 as per the census of 1951 of the City proper against Rs. 114.55 nP in the preceding year. In 187 cases, the rateable value was increased by more than Rs. 2,000 in each case.

Vehicles and Animals :—Particulars of vehicles and animals taxed during the year (exclusive of those taxed under the Public Conveyance Act) and those taxed under the Public Conveyance Act are given in Appendices 'E' and 'F' respectively.

Under Section 185 of the Bombay Municipal Corporation Act, wheel tax in respect of hack-victorias, labour carts (without pneumatic tyres) and hand-carts (without pneumatic tyres) ordinarily leviable at Rs. 112, Rs. 40 and Rs. 8 per annum, respectively, was compounded for the year 1958-59 at Rs. 100, Rs. 35 and Rs. 6 respectively vide Standing Committee Resolution No. 2713 dated 25th January, 1958 for the reason that the owners of these vehicles were required to pay the tax for the whole year in advance (Section 198 of the Bombay Municipal Corporation Act) instead of quarterly as in the case of other vehicles.

Bills :—The total number of bills in respect of property taxes and wheel tax issued during the year was 136,861 and 1,34,866 respectively, of which 12,506 and 8,296 respectively were for previous years and 1,24,355 and 1,26,570 respectively for the year 1958-59.

Total demand, collection and outstanding of all taxes for previous years and for the year 1958-59.

(Naye paise omitted. Amounts of over 50 Naye paise are taken as full rupee and those below 50 Naye paise omitted).

Year.	Particulars.	Outstanding on 31-3-58.	Amount of bills issued including the demand for contributions from Government and B.P.T.	Gross demand or total issue.	Amount of bills recalled and cancelled and drawback admissible.	Net demand.	Collection in 1958-59.	Outstandings on 1-4-1959.	Percentage of outstanding to net demand.
Previous years	Property	2,08,28,152	1,13,63,708	3,21,91,860	31,00,312	2,90,91,548	1,95,56,184	95,35,364	32.78
1958-59	Do.	...	8,42,88,794	8,42,88,794	64,46,575	7,78,42,219	5,96,54,448	1,81,87,771	23.37
	Total	2,08,28,152	9,56,52,502	11,64,80,654	95,46,887	10,69,33,767	7,92,10,632	2,77,23,135	25.93
Previous years	Wheel Tax	20,43,796	2,86,906	23,30,702	2,71,639	20,59,063	7,92,544	12,66,519	61.50
1958-59	Do.	...	50,55,985	50,55,985	95,182	49,60,803	36,56,429	13,04,374	26.29
	Total	20,43,796	53,42,891	73,86,687	3,66,821	70,19,866	44,48,973	25,70,893	36.62
	Grand Total	2,28,71,948	10,09,95,393	12,38,67,341	99,13,708	11,39,53,633	8,36,59,605	3,02,94,028	26.58
							Less in deposit	24,00,000	
							Rs.	2,78,94,028	

Out of the total net demand of Rs. 11,39,53,633 a sum of Rs. 83,72,329 was not effective demand on account of complaints and appeals against rateable values and other valid disputes. In addition to the collection of Rs. 8,36,59,605 approximately a sum of Rs. 24 lacs paid by the ratepayers towards taxes had to be held in deposit being part-payments, etc. Thus the total recovery figure comes to Rs. 8,60,59,605 against the effective demand of Rs. 10,55,81,304 and according to these figures the percentages of collection and outstanding work out to 75.52 and 24.48 respectively.

The demand of water charges bills for March 1958 aggregating to Rs. 1,24,376.33 came to be accounted for in the year 1957-58 instead of in 1958-59 as the year on the bills prepared by H. E. was wrongly shown.

See Page No. 3.

Total net demand, collection and outstandings compared with those for the previous two years.

Year.	Total net demand		Collection		Percentage.		Outstanding.		Percentage.	
		Rs.	Rs.	Rs.	Rs.	Rs.	Rs.	Rs.	Rs.	Rs.
1958-59	...	11,39,53,622	8,36,59,605	73.42	3,02,94,028	26.58				
1957-58	...	10,16,70,344	7,87,98,397	77.50	2,28,71,947	22.50				
1956-57	...	9,69,67,293	7,51,87,242	77.54	2,17,80,051	22.46				

Particulars of Outstandings.

Particulars.	Amount outstanding on 31-3-1959.	
	Effective Demand	Provisional Demand
	Rs.	Rs.
(1) (a) Sum in lieu of Education Cess from Government	35,682.42	
(b) Government property taxes and water charges	6,82,102.37	
(c) Amount due by other Government departments	63,111.99	
(d) Amount due by the Dy. Custodian of Evacuee Property	6,03,179.82	
(2) Western Railway	10,161.99	
(3) Central Railway	5,021.00	
(4) Bombay Port Trust	11,27,613.46	
(5) Court Receiver, Official Assignee	8,14,794.47	
(6) (a) Bombay Municipal Corporation (Imp.)	4,87,377.70	
(b) Other Municipal Departments	10,26,644.07	
(7) (a) Properties attached	9,49,433.83	
(b) Properties proposed to be attached	10,83,764.21	
(8) Suits filed	2,10,639.80	
(9) Appeals against rateable values		19,51,212.63
(10) Complaints against rateable values		35,73,513.44
(11) Amounts involved in respect of properties occupied on flat-ownership basis	20,35,193.72	
(12) Instalments allowed by M. C. or D. M.C.	5,91,888.06	
(13) (a) Disputes regarding water tax or water charges		11,88,471.63
(b) Disputes regarding Wheel tax		16,59,130.95
(14) Issued in the month of March, 1959	41,83,413.29	
(15) Other ratepayers Property taxes	71,22,576.77	
Wheel tax	8,89,101.41	
	2,19,21,700.38	83,72,328.65
	Total Rs. 3,02,94,029.03	
	Less Rs. 24,00,000.00 in deposit	
	2,78,94,029.03	

As regards 1(a), (b), (c), payment was not received before 31st March 1959.

As regards (d), payment has been disputed on the plea that the properties acquired are exempted from General tax. The matter is under correspondence.

As regards 2 and 3, payment was not made before the 31st March 1959.

As regards 4, out of the amount Rs. 11,27,613.46 water charges bills amounting to Rs. 10,84,000 have been disputed and the matter is under correspondence. Payment of the remaining amount was not made before 31st March, 1959.

As regards 5, payments are made as and when funds are available.

As regards 6(a), (b), the amount awaits adjustment.

As regards 9 and 10, payments will be received after the disposal of appeals or complaints, as the case may be.

As regards 11, there are peculiar legal difficulties involved in effecting recovery from the flat-owners and the question of amending the Bombay Municipal Corporation Act suitably is under consideration.

As regards 13(a) (b), the matter is under correspondence.

As regards 14, bills amounting to Rs. 41,83,413.29 were issued in the month of March 1959. These bills could not be served and recovered in that month and hence the amount is carried over to the year 1959-60.

(Note :—From April to July, 1959, the amount recovered out of the outstanding notices is about Rs. 88.08 lacs.)

Miscellaneous Receipts.—Miscellaneous receipts realised from notices of demand, distress warrants, battaki fees, inspection fees and other items amounted to Rs. 60,892.54 against Rs. 52,572 in the preceding year.

Meter Hire.—Receipts from meter hire amounted to Rs. 2,34,708.81 against Rs. 1,51,433.56 in the previous year.

Exemptions.—The amount of full exemption allowed in respect of General tax on properties entitled to such exemption under Section 143 (1a) (1b) and under Article 285 of the constitution of India and the amount of partial exemption under Section 144(3) of the Bombay Municipal Corporation Act and Section 36 of the Bombay Port Trust Act, 1879, aggregated to Rs. 35,44,429.80 on the 1st April 1958, against Rs. 33,57,136 during the preceding year. The increase was due to enhancement of rateable value. Exemption from payment of General tax in 17 cases was discontinued as the circumstances in which it was allowed had changed and there was no justification for continuing it.

Drawback and Refund.—The statements in Appendix 'G' show the particulars of draw back and refund claims dealt with during the year and the preceding two years.

Complaints and Appeals against rateable values.—There were 1,846 complaints under Section 167 of the Act against assessments amounting to Rs. 2,38,05,408 fixed during the currency of the year and 5,177 complaints under Section 162 against assessments amounting to Rs. 4,33,02,900. The assessments were on investigation of complaints reduced to Rs. 2,20,56,723 and Rs. 4,27,80,185, respectively, and the reduction amounting to Rs. 17,48,685 and Rs. 5,22,715 gives a percentage of 7.35 and 1.21 respectively.

There were 21 appeals against rateable values revised under Section 162(2) of the Municipal Act. Of these, 2 were settled out of Court and 19 were pending.

Suit.—In one case only suit has been filed and in one case only Standing Committees' sanction was obtained to file a suit during the year under report. In 27 cases, action under Sections 203 and 207 (1A) of the Bombay Municipal Corporation Act was resorted to with a view to effecting early recovery and an amount of Rs. 29,973.35 was recovered during the year. In several other cases this action is in progress.

Riot tax.—Total amount of riot taxes collected during the year was Rs. 26,596.94.

The Urban Immoveable Property Tax.—The rates of taxation continued to be the same as in the preceding year, i.e., 5 per cent in the case of buildings and lands, the rateable values of which were above Rs. 2,000 in each case and 2 1/2 per cent in the case of buildings and lands, the rateable values of which were Rs. 2,000 and below, but not less than Rs. 500. Properties having values of less than Rs. 500, per annum, continued to be exempted. The arrears of the tax as on the 1st April 1958, were Rs. 40,82,165.02 which were increased to Rs. 43,21,015.96 on account of amendment. Out of this amount, a sum of Rs. 23,09,883.32 was collected leaving a balance of Rs. 20,11,132.64 at the close of the year. The demand in respect of the tax for the year 1958-59 was Rs. 1,29,89,925.10, collection Rs. 88,15,867.19 while Rs. 29,21,307.27 remained outstanding at the close of the year. The total collection of Urban Immoveable Property tax thus amounted to Rs. 1,11,25,750.51 during the year under report.

GENERAL REMARKS.

Education Cess was levied for the first time from 1st April 1958 at the rates shown in the column under the heading "Rates of Taxation".

The matter as regards assessment of the Railway properties (Central and Western) for the quinquennium 1949-54, to be determined in accordance with the direction of the late Shri Justice Rangnekar, is under correspondence with the Railway Administration. As regards the assessment for the quinquennium 1954-59, necessary particulars have been called for from them.

The assessment of the Bombay Port Trust properties for the quinquennium 1944-49, according to Shri Justice Lokur's report, is still pending. A representation in this behalf has been made to the Central Government and the matter is under Correspondence.

Enquiry regarding the rateable value to be fixed in respect of the State Government and the Central Government properties for the quinquennium 1954-59 is being conducted by Shri Pestonji P. Kapadia, F.R.I., B.A. (Lon.), B.A., B.E. (Civil), M.I. Struct. E. (Lon.), M.I.E. (India), J.P., who is appointed for the purpose vide Corporation Resolution No. 217, dated the 11th November, 1954, and the Award is expected to be given by him shortly.

With regard to the Central Government properties eligible to exemption from the levy of General tax under Article 285 of the Constitution, the Central Government have agreed to pay with effect from 1st April, 1954, charges for specific services rendered by the local authorities and, as directed by the Central Government the State Government have been requested to fix the percentage of such charges payable in lieu of the General tax.

Tax amounting to Rs. 5,449.47 representing a charge on 420 race horses from November, 1958, to March, 1959, was recovered through the Western India Turf Club as against Rs. 7,326.48 during the preceding year.

During the year under report, the department had to put in sustained efforts and to complete the additional work in connection with the revision of rateable values of thousands of properties on account of the increase in rent effected by the landlords due to the increase in the rate of Halalkhor tax and levy of Education Cess. For this purpose, the outdoor staff had to concentrate themselves during the latter half of the year on inspection of properties, submission of rise-in-rent proposals, and after getting the special notices issued by the indoor staff, serving them on the respective assesseses intimating them the rise in rateable values. Thousands of rate-payers complained against the increased rateable values and the department received 7,023 complaints in the year under reference as against 2,431 complaints in the preceding year. In connection with the investigation of the complaints so received and registered, the supervising staff of the outdoor unit had to attend the Head Office practically every day from 2 P.M. to 5-30 P.M. All these factors have contributed adversely on the recovery work of the department.

- From April 1959, the staff has concentrated on the recovery work and an amount of Rs. 88.08 lacs has been recovered towards the arrears of taxes upto 31st July 1959.

Tax collected on hand-cart and bullock carts for the year 1958-59 amounted to Rs. 73,332.00 as against Rs. 90,105.67 in the preceding year. The decrease is due to the fact that more such carts were charged by the police authorities under the Public Conveyance Act and the wheel tax on those carts was paid directly into the Chief Accountant's Office.

Both the Indoor and Outdoor staff worked with appreciable zeal and devotion during the year.

N. S. Shirodkar,
Ag. Assessor and Collector

APPENDIX " A "

Classification of properties according to user

Serial No.	Particulars	Total No.	Approximate Rateable Value (in lacs of Rupees)
1	Buildings for residential purposes	37,543	1663.17
2	Buildings for business purposes	4,200	331.71
3	(a) Mills (Textile)	80	175.84
	(b) Mills (Oil & ors.)	103	22.47
4	Factories	982	124.96
5	Petrol Pumps and Service Stations	145	8.01
6	Stables	58	17.13
7	Garages (Separately assessed)	1,395	9.36
8	Godowns	1,534	55.01
9	Docks	5	58.33
10	Religious properties (Temples, Mosques, etc.)	783	9.21
11	Properties occupied for Charitable purposes.	168	5.71
12	Educational Institutions	333	68.35
13	Gymnasia, Play-grounds, etc.	175	7.28
14	Cinema Theatres, Studios etc.	75	28.78
15	Wells, Tanks, Urinals, etc.	531	2.56
16	Markets	59	32.43
17	Quarries	2	0.13
18	Salt pans	81	1.57
19	Hospitals and Asylums	79	64.85
20	Lands	1,780	16.85
21	Properties and lands belonging to Government, Railways and Port Trust	5,980	73.76
	Total	56,091	2777.91

APPENDIX ' B '

Rateable Value with the gross return of the property taxes.

(IN LACS OF RUPEES)

Year	Net rateable value	General Tax		Water tax including water charges by meter measurement		Halalkhor Tax		Education Cess		Total of taxes
		Rate	Return	Rate	Return	Rate	Return	Rate	Return	
		Per cent		Per cent		Per cent		Per cent		
1954-55	2498.48	17½	421.86	3½	181.66	3	73.05	..	—	676.57
1955-56	2520.61	..	414.13	..	192.17	..	72.08	..	—	678.38
1956-57	2574.43	..	420.86	..	192.65	..	73.87	..	—	687.38
1957-58	2664.33	..	433.07	..	207.16	..	76.39	..	—	716.62
1958-59	2777.91	..	455.29	..	194.23	3½	92.89	1½	36.02	778.43

APPENDIX "C"

Growth of Assessment during the past five years.

(IN LACS OF RUPEES).

Year.	Original Assessment Rateable Value, as fixed on 20th December.	Assessment after disposal of complaints and accounting for T.W.Rs. from December to February.	Amount of subsequent reduction during the year on account of demolitions and complaints.	Subsequent enhancement New buildings, enlargement etc.	Final Assessment Rateable Value.	Increase Final difference over the preceding year's assessment.	CLASSIFICATION OF RATEABLE VALUE	
							Chargeable to General Tax.	Exempted from General Tax under Sec. 143(1) (a) & (b), etc.
1954-55 ...	2264.33	2343.95	71.51	226.04	2498.48	154.63	2326.67	171.81
1955-56 ...	2384.97	2496.33	55.80	80.08	2520.61	22.13	2343.08	177.53
1956-57 ...	2477.02	2518.85	33.31	88.89	2574.43	53.82	2371.06	203.37
1957-58 ...	2528.96	2575.16	48.18	137.35	2664.33	89.90	2439.83	224.50
1958-59 ...	2616.94	2693.61	44.61	128.91	2777.91	113.58	2564.99	212.92

APPENDIX "D"

Classification of Properties according to Rateable Values

Rateable Value	No. of properties
Below 200	7,366
Between 201 to 300	2,984
Between 301 to 400	2,700
Between 401 to 500	2,323
Between 501 to 750	3,537
Between 751 to 1000	3,015
Between 1001 to 1500	4,188
Between 1501 to 2000	3,454
Between 2001 to 5000	9,754
Between 5001 to 10000	5,988
Between 10,001 to 20,000	8,175
Between 20,001 to 30,000	874
Between 30,001 to 40,000	410
Between 40,001 to 50,000	252
Between 50,001 to 1,00,000	392
Between 1,00,001 to 1,50,000	123
Between 1,50,001 to 2,00,000	54
Between 2,00,001 to 2,50,000	39
Between 2,50,001 to 3,00,000	17
Between 3,00,001 to 3,50,000	8
Rs. 3,50,001 and above	32
Total	50,685

These figures do not include properties belonging to the Bombay Port Trust and Railways, assessed in lump.

APPENDIX 'E'

Vehicles and Animals Taxed		Number
Motor lorries		6,157
Motor cars (including 3,493 taxis)		26,916
Trolleys		14
Trailors		103
Motor cycles with side-cars (including 14 Auto rickshaws)		224
Motor cycles		2,845
Four-wheeled vehicles drawn by animals		51
Two-wheeled vehicles drawn by animals		509
Hand Carts		7,411
Horses		450
Ponies		34
Bullocks		757
Total		45,471

APPENDIX 'F'

Vehicles and animals taxed under the Public Conveyance Act		Number
Hack-Victorias (including 2 horses for each)		1,083
Labour carts (with pair of bullocks for each)		1,002
Hand carts		3,180
Total		5,265

APPENDIX 'G'

Year	No. of claims received	No. of claims admitted	Percentage	No. of claims rejected	Percentage	Amount of drawback allowed.
1956-57	33	5	15.15	28	84.85	Rs. 614 7 0
1957-58	10	6	60.00	4	40.00	Rs. 971 54nP.
1958-59	4	—	—	4	100.00	Rs. —
Refund.						
Year	No. of claims received	No. of claims admitted	Percentage	No. of claims rejected	Percentage	Amount
1956-57	4,998	4,329	86.61	669	13.39	Rs. 2,06,016 12 0
1957-58	3,948	3,173	80.37	775	19.63	Rs. 4,05,755 93nP.
1958-59	3,566	2,990	83.85	576	16.15	Rs. 3,82,762 10nP.

ELECTION AND TOWN DUTY DEPARTMENT

TOWN DUTY SECTION

Shri V. G. Sabnis continued to be in charge of the Department throughout the year under report.

2. The rates of Town Duty continued to be the same as those in the previous year. Proposals for revising the existing 'Town Duty Schedule with appropriate rates of Town Duty and necessary amendments to the Bombay Municipal Corporation Act with a view to raising the revenue from Town Duty in the light of the present day requirements of the administration have been submitted to the Corporation.

3. The gross collections of Town Duty, refunds in accordance with the provisions of Section 195 of the Bombay Municipal Corporation Act, and the net receipts are shown in Appendix 'A'. For the sake of comparison, the gross collections and refunds during the year under report and those in the previous year are given below:—

	1957-58	1958-59
	Rs.	Rs.
Gross Collections	1,16,74,023	112,51,501
Refunds	21,82,998	15,40,819
Net Revenue	94,91,025	97,10,682

4. Though the total gross collections and refunds recorded a decrease as compared with the previous year, the net revenue increased by over Rs. 2 lacs, mainly through Grains, Sugar, Timber etc. and Tea. Net receipts from Iron & Steel and Edibles showed a decrease.

5. The total number of claims for refund of Town Duty on exports under Section 195 of the Bombay Municipal Corporation Act received during the year under report was 15,826 and the amount passed for refund was Rs. 13,13,109 as against 24,944 claims and Rs. 22,26,315 refunded during the preceding year.

6. During the year under report, 1,41,370 packages of Sugar & Gur, 2,87,435 cases of Tea, 28,181 cases of Edibles and 17,442 tins of Ghee substitutes, 447 cases of Wines and Spirits, 220 cases of Beer, 15,250 bales of paper and 294 crates of Plywood etc. were stamped with Municipal Marks as against 6,92,928, 3,50,727, 3,68,825 packages of Sugar, Tea and Edibles respectively and 48,016 packages of other commodities. The total number of packages stamped was 74,82,93 as against 14,42,717 in the preceding year.

7. The fees from stamping Sugar bags etc. amounted to Rs. 67,539 as against Rs. 89,818 in the preceding year. Fees for stamping or sealing of dutiable goods were revised and fixed at 10 nP. per package or tin etc. and at 5 nP. per Gur lump with effect from 1st August 1958.

8. The fees recovered from refund claims under Section 195 of the Bombay Municipal Corporation Act amounted to Rs. 1,40,475 as against Rs. 2,21,079 in the preceding year.

9. The Town Duties collected by this Department on goods imported into Greater Bombay by road at Mulund & Dahisar Chowkeys, by Air or in the Head Office, amounted to Rs. 24,23,343 as against Rs. 15,99,348 in the previous year.

ELECTION SECTION

10. In accordance with the provisions of Section 21 B of the Bombay Municipal Corporation Act, a supplementary Election Roll/containing 794 names was published on 20th December 1958 when the total number of voters on the Municipal Election Roll was 16,10,068. In response to a notice published in the Local Newspapers inviting applications for enrolment 857 applications were received, out of which 39 were rejected and 24 were found identical with the names already on the roll.

11. Out of the four petitions filed in the Small Causes Court in respect of the General Elections 1957, in respect of Wards 26 (Naigaam), 30 (Worli), 36 (Bandra West) & 42 (Malad, Goregaon) challenging the validity of the Election for one reason or the other, only one petition for ward No. 36 (Bandra West) was allowed to be withdrawn. The other three petitions have not so far been disposed of.

V. G. SABNIS
Election and Town Duty Officer.

APPENDIX 'A'


Statement showing the Collections, Refunds and Net Revenue from Town Duties for the years 1957-58 and 1958-59.

Commodities.	Rates.	COLLECTIONS.				REFUNDS CERTIFIED BY THE TOWN DUTY DEPARTMENT.				NET REVENUE.			
		1957-58.	1958-59.	Increase in 1958-59.	Decrease in 1958-59.	1957-58.	1958-59.	Increase in 1958-59.	Decrease in 1958-59.	1957-58.	1958-59.	Increase in 1958-59.	Decrease in 1958-59.
		Rs.	Rs.	Rs.	Rs.	Rs.	Rs.	Rs.	Rs.	Rs.	Rs.	Rs.	Rs.
Grain	... At 2 As. per Maund	13,21,492	17,36,087	4,14,595	...	2,02,415	1,38,433	...	63,982	10,12,389	15,80,653	5,68,264	...
Flour	... At 1½ As. per Maund	4,014	3,947	...	2,067	1,40,702	38,948	...	91,754
Sugar Molasses and Gur	... At 12 As. per Cwt.	21,45,336	20,15,450	...	1,29,886	6,72,916	56,971	...	6,15,945	14,72,420	19,58,479	4,86,059	...
Wines and Spirits	... At Re. 1 per Imperial Gallon	82,013	88,695	6,682	...	9,691	5,353	...	4,338	72,322	83,342	11,020	...
Beer	... At 2 As. per Imperial Gallon	14,361	13,008	...	1,353	21,564	99	...	1,465	12,797	12,909	112	...
Ghee	... At Re. 1 per Qr.	5,65,253	5,40,664	...	24,589	40	300	3260	...	5,65,213	5,40,364	...	24,849
Ghee Substitutes	... At 8 As. per Qr.	38,132	99,338	61,206	...	35,136	13,813	...	1,323	22,996	85,525	62,529	...
Timber and Plywood	... At 3% on the Market Value	8,41,947	9,78,402	1,36,455	...	10,772	3,949	...	6,823	8,31,175	9,74,453	1,43,278	...
Firewood	... At 9 As. per Ton	54,158	52,307	...	1,851	54,158	52,307	...	1,851
Charcoal	... At Re. 1 per Ton	91,829	48,467	...	43,362	91,829	48,467	...	43,362
Tea	... At 6 Pies per Lb	5,45,708	7,55,901	2,10,193	...	2,23,216	1,58,527	...	64,689	3,22,492	5,97,374	2,74,882	...
Coal	... At 7 As. per Ton	1,27,111	1,00,157	...	26,954	26	26	1,27,085	1,00,157	...	26,928
Dates, (Dry)	... At 6 As. per Cwt.	72,076	91,151	19,075	72,076	91,151	19,075	...
Dates, (Wet)	... At 4 As. per Cwt.	96,641	94,289	...	2,352	96,641	94,289	...	2,352
Cement	... At Re. 1 per Ton	2,74,964	2,60,796	...	14,168	4,436	439	...	3,997	2,70,528	2,60,357	...	10,171
Iron and Steel	... At Rs. 2½ per Ton	20,12,908	16,15,672	...	3,97,236	53,515	79,635	26,120	...	19,59,393	15,36,037	...	4,23,356
Paper—													
(a) News Print	... At 5 As. per Cwt.	1,29,635	2,02,526	72,891	...	4,036	5,327	3,291	...	1,25,599	1,97,199	71,600	...
(b) For Cards etc.	... At Re. 1 per Cwt.	71,623	63,275	...	8,348	1,042	1,577	535	...	70,581	61,698	...	8,883
(c) Straw Boards	... At 3 As. per Cwt.	40,707	88,562	47,855	40,707	88,562	47,855	...
Edibles	... At 6¼ and 3¼ Advalorem	28,10,203	22,48,735	...	5,61,468	9,16,808	8,29,738	...	87,070	18,93,395	14,18,997	...	4,74,398
Commodities not accounted for		3,33,366	1,56,168	...	1,77,198	3,33,366	1,56,168	...	1,77,198
Miscellaneous	...	+546	-96	...	+642	+546	-96	...	+642
Total		1,16,74,023	1,12,51,501	9,68,952	13,91,474	22,26,315	13,13,109*	28,206	9,41,412	94,47,708	99,38,392	16,84,674	11,93,990

* This represents the refund passed by this Department on exports during the year under reference, whereas total refunds paid by the Chief Accountant amounted to Rs. 15,40,819.

V. G. SABNIS,
Election and Town Duty Officer.

*Replacement and enlargement of 72" Tansa Steel mains between
Kasheli and Balcum (Thana).*



R. C. C. Columns for supporting the proposed mains.

VAITARNA-CUM-TANSA SCHEME AND MASTER PLAN FOR DISTRIBUTION OF WATER SUPPLY.

Shri R. V. Abreu, B.Sc., B.E. (Civil), M.I.E. (India) continued as Senior Assistant Engineer, Vaitarna-Cum-Tansa Scheme and Master Plan Works.

The works carried out by this Department are :

- (i) *Vaitarna-Cum-Tansa Scheme* ;
- (ii) Works embodied in the Master Plan for distribution of water supply.
- (iii) Studies in connection with the future schemes for augmentation of the water supply.
- (iv) Other Misc. Works.

PART I—VAITARNA-CUM-TANSA SCHEME

Brief description of the Vaitarna-Cum-Tansa Scheme works :

The Vaitarna-Cum-Tansa Scheme was sanctioned by the Corporation in 1948 after detailed investigation. This Scheme aims at (1) stabilising the Tansa Lake by diverting the monsoon waters into the Tansa Lake from the Vaitarna Lake in years of scanty rainfall in Tansa Catchment and (2) creating an additional useful storage of about 38,500 million gallons on the Vaitarna River for supplying additional water to the City either through the Tansa Lake or partly through the Tansa Lake and partly from the Vaitarna Lake direct *i.e.* independently of the Tansa Lake.

The major works included in the Scheme consist of (1) construction of a dam across the Vaitarna River and (2) driving a tunnel, linking Vaitarna Reservoir with the Tansa Lake, a distance of about 5 miles, and (3) construction of embankment and laying steel Pipe Line 96" dia. (47½ miles), 120" dia. (6½ miles) and 126" dia. (1,118 ft.) a total length of about 54 miles. The whole project was initially estimated to cost Rs. 16 crores. Its revised cost now comes to Rs. 18.50 crores.

Progress of works :

The work of designing and executing the whole scheme is being carried out by Indian Engineers.

After completing the preliminary works such as building of approach roads, provision of water supply to meet the requirements of staff and construction works, etc. the scheme was started in right earnest in 1949. The major works are described below :—

Dam and Head Works :

Vaitarna Dam is the first dam in India where the aggregates of concrete were pre-cooled to prevent the development of cracks in the body of the dam as a result of the heat of hydration of cement. It is the highest dam so far built in this country, with cement concrete with fully mechanised plant.

The Vaitarna Dam is a solid gravity cement concrete dam 1,820 ft. in length and 269 ft. in height in the deepest portion. A crest spillway with 8 Tainter type gates, four float operated and four electrically or manually operated, has been located in the river portion to take care of a maximum flood discharge of 2,00,000 cusecs; each of these gates is 40' wide. A road-way 18 ft. wide has been provided on the top of the dam.

The work on the foundation was started by the contractors in May 1952, by which time the Municipal owned power house was also ready and put into commission to generate electricity of about 3100 K.W. required for the working of the various types of machinery employed on the work. The total quantity of concrete laid on the Dam was about 20 million c. ft. The concreting of the dam was completed in November, 1953. The actual expenditure booked on this work amounted to Rs. 6.44 crores against the estimated cost of Rs. 6.63 crores.

All the eight spillway gates have been erected and the work of fitting up the electrical indicating equipment was completed. The crest of the spillway is at 511.00 T. H. D. and the full supply level of the lake stands at 535.00 T. H. D. (Town Hall Datum).

Tainter Gates.—The trials of these gates and their gate position and water level indicating equipment were taken and found to be satisfactory.

Undersluices.—The trials of the two undersluice gates and one emergency gate were taken and found to be satisfactory.

Stop-logs and Goliath Crane.—Trials were taken and found to be satisfactory.

Power House.—The Municipal owned Power House of a total installed capacity of 2853 K. W. (with 3 Nos. of 840 K. W. each and 1 No. of 333 K. W. set) was not in operation during the year under report due to completion of the Dam work.

Offers for the purchase of 3 Nos. of 840 K. W. Sets with their accessories were received from the Bombay State Electricity Board and the Government of U. P. One set was sold to the former for Rs. 3,41,370.49 and two sets to the latter for Rs. 7,44,462.75.

Permanent Power House.—Three sets of 100 K.W. each installed last year were put into commission during the year and worked satisfactorily.

Other sundry Works at Vaitarna.—The various wiring and lighting works such as lighting the streets in the Camp, lighting on the roadway on the top of Dam, in the Subway and in the Inspection galleries, entrusted to Messrs F. and C. Osler (India), Ltd., were completed during the year at a cost of Rs. 2,10,454.59.

The following other works were undertaken departmentally and were in progress :—

- (a) Providing G. I. Pipe railing on the top of piers of Vaitarna Dam (Cost Rs. 21,100).
- (b) Providing storing arrangements for stop logs on the top piers of Vaitarna Dam (estimated cost Rs. 4,400)
- (c) Repairs to the quarters taken over from Messrs. The Hindustan Construction Co. Ltd. (Estimated cost Rs. 49,800).
- (d) Providing steps to the terrace on the left Bank of the Vaitarna River (Estimated cost Rs. 12,300).
- (e) The work of fixing M. S. Chequered plates for the Goliath Crane Railtrack, etc. (Cost Rs. 7,700).
- (f) Various wiring works in connection with the lighting and illumination of the Dam, etc. (Cost Rs. 16,200).

TUNNEL

The work of driving the tunnel between Vaitarna and Tansa—10' dia. 'Horse Shoe' shape 20,447 ft. long was started in April 1949. This together with the Intake Tower at Vaitarna and the Bifurcation Chamber at Bel Nala was completed in July 1953.

The work of driving the 10 ft. dia. Horse Shoe type tunnel 20,447 ft. in length was completed in five working seasons, the maximum depth of tunnel being 300 ft. below ground level.

The tunnels are now in use. About 36,583 mg. of water was transferred from the Vaitarna Lake to the Tansa Lake during the year under report.

The actual expenditure booked on this work including incidental works amounted to Rs. 1.59 crores against the estimated cost of Rs. 1.75 crores.

EMBANKMENT AND PIPE LINE.

Fabrication and Laying Pipelines.—The work included in the I stage—approximately 20 miles of 96" dia. and small length of other dia. pipelines—was completed by the Contractors Messrs. Structural Engineering Works Ltd., and Hind Constructions Ltd., in April 1955. The work comprising the II stage—19 miles of 96" dia. pipeline was completed by the same contractors in 1957. The works under the III stage—Fabricating and laying a length of 9 miles of 96" dia. pipeline was completed by them by the end of 1957-58 and that of laying 6½ miles of 120" dia. pipe line was in progress. About 90.24 per cent. of the latter work was completed upto the end of the year.

The cost of work done was as follows :—

Stage.	Contract Amount	Expenditure.
	Rs.	Rs.
I	1,31,10,789	1,16,21,227.00†
II	1,21,99,815	1,02,69,561.55†
III	94,43,520	82,11,497.13

* The figures are inclusive of price variation amounts.

† The figures do not include price variation amounts which come to Rs. 23,25,205 09.

Civil Engineering Works for 120" dia. 6½ miles Pipeline :

This work was entrusted to Messrs. Mangaldass N. Verma Private Ltd., at a total cost of Rs. 13,92,104.85. The contractors have completed about 64.40 per cent. of the total work upto the end of the year.

Pick up Weir at Bel Nala.

In order to ensure a certain minimum level in the Bi-furcation Chamber for supplying at least 108 million gallons per day in the 120" pipeline when water is at the same time being transferred into the Tansa Lake, a pick up weir is being constructed in the Tail Water Channel at Bel Nala. The work was entrusted to Messrs. Shantinath Construction Co., at a total cost of Rs. 1,82,120.40. The contractors have carried out about 38.19 per cent. of the total work upto the end of the year.


Supply capacity augmented stage by stage :

The present figure of supply is about 185 million gallons per day. After the completion of the whole scheme when the 120" dia. pipe line is completed the supply capacity from the Vaitarna-cum-Tansa system will be about 200 million gallons per day.

The electrically welded steel pipe lines 126", 120" and 96" dia. were designed according to the latest practice in pipe design by using ring girder supports on roller bearings. This has helped to reduce the quantity of steel required by about 4000 tons.

The pipeline is probably the biggest in size and length in Asia.

*Replacement and enlargement of 72" Tansa Steel mains
between Kasheli and Balcum (Thana)*



Pile driving equipment in operation

LAND ACQUISITION.

Out of the total area of 3,995 acres involving 673 holdings of private, Inam and Government (Revenue and Forest) lands acquired for major works of the Scheme, awards of compensation amounting to Rs. 7,30,165 14 nP. in respect of 523 holdings of private and Inam lands have been declared by the Government Acquiring Officers. Correspondence for the disforestation of forest lands and transfer of Government lands is in progress with the Forest and Revenue authorities.

An area of 30 gunthas of land temporarily acquired in one case for approach road still continues to be held on charge, the remaining lands having been released by the Municipality on completion of the respective works.

Out of the area of 35 acres of private, Government, Railways, Customs, Military and Aerodrome lands comprised of 150 holdings acquired for the work of 96" dia. pipe line from Powai to Mahim, awards of compensation amounting to Rs. 92,109.52 nP. in respect of 101 holdings have been declared by the Acquiring Officers. Further proceedings are in progress.

GENERAL.

The work of providing a seal coat of 80/100 penetration asphalt to Khardi-Vaitarna Road was entrusted to Messrs. P. C. Banerjee & Co., at a total cost of Rs. 80,740.80. The work was in progress.

The various amenities provided at Vaitarna Camp site such as water supply, transport, telephone, communication, medical aid, primary school, postal service etc. functioned satisfactorily during the year.

The Primary School was handed over to the District School Board, Thana on 13th August 1958

Rainfall Gauging in the Catchment area.—10 rainfall gauging stations were established in the Vaitarna Catchment and data regarding rainfall was collected. The average rainfall throughout the catchment was about 138 inches

Strengthening of Tansa Dam :

As part of this work the following works were completed departmentally during the year:—

(i) *Down-stream protection works.*—The work of excavation, drilling and grouting of anchor blocks was carried out at a total cost of about Rs. 1,40,000.

(ii) *Strengthening of M. S. foot-bridge over the spillway of the Tansa Dam.*—The work was carried out at a total cost of Rs. 20,000.

(iii) *Seal coat to Tansa Atgaon Road.*—The work of providing a seal coat of 80/100 penetration asphalt to Tansa Atgaon Road was entrusted to Messrs. P. C. Banerjee & Co., at a total cost of Rs. 50,550. The work was in progress.

PART II WORKS EMBODIED IN THE MASTER PLAN FOR DISTRIBUTION OF WATER SUPPLY INCLUDING WORKS OF IMPROVING THE DISTRIBUTION SYSTEM IN THE CITY.

MASTER PLAN FOR THE DISTRIBUTION OF WATER SUPPLY TO THE GREATER BOMBAY AREA.

Brief Description :

The Corporation under their Resolution No. 1530, dated the 14th March 1956 have accorded sanction to the Master Plan for the distribution of water supply to Greater Bombay. The total cost of implementing the Master Plan is estimated at Rs. 7.52 crores. The works will be spread over a period of 10-12 years under a programme of priorities of 3 years, 4 years and 5 years respectively. Works contemplated under this plan come under the following heads:—

- (1) Preliminary works.
- (2) Laying of inlets and outlets to and from the reservoirs and other subsidiary pipelines.
- (3) Construction of Reservoirs with approach roads and incidental works.
- (4) Filtration works.
- (5) Renovation of the Tansa masonry Duct; and
- (6) Land Acquisition for different works.

IMPROVING THE DISTRIBUTION SYSTEM IN THE CITY

The Corporation under their Resolution No. 1858, dated the 18th March 1955 accorded approval to the laying of the inlet mains to the existing service reservoirs at Malabar Hill and Elphinstone Hill and to the proposed reservoirs at Worli and Rowli Hills, being carried out at a cost of Rs. 2,86,24,300. This estimate was subsequently revised to Rs. 3,00,35,400 vide Corporation Resolution No. 1476, dated the 21st January 1957 due to the modifications in the sizes of the inlet mains suggested in the Master Plan for the distribution of water supply.

The following works which were given on contract basis, continued during the year under report:—

- (1) (a) Laying 72" > 57" Malabar Hill Reservoir inlet main.
- (b) Laying 57" > 48" Bhandarwada Hill Reservoir inlet main.
- (2) Providing Cathodic Protection to the portion of the 57" dia. Bhandarwada Hill Reservoir inlet main between Dharavi Anchor Block and Estrella Batteries.

The works of laying 72" > 57" Malabar Hill Reservoir inlet main and 57" > 48" Bhandarwada Hill Reservoir inlet main entrusted to Messrs. The Allied Construction Co. Ltd., and Messrs. Duncan Strattor & Co. Ltd., respectively were completed on 23rd May 1958 and 14th June 1958 respectively. The total cost of the works during this year amounted to Rs. 3.15 lacs and Rs. 5.15 lacs respectively. The portion of 72" > 57" Malabar Hill Reservoir inlet main between Shivaji Park and Haines Road was put into commission on 6th April 1958. The Bhandarwada Hill Reservoir inlet main in the portion from Futka Tank to Victoria Road was put into commission on 13th June 1958. The remaining portion of this main beyond Victoria Road upto Bhandarwada Hill Reservoir is expected to be put into commission shortly on the completion of the new Control Room at Bhandarwada Hill Reservoir work on which is being carried out by Hydraulic Engineers' Department at present.

As regards the Cathodic Protection work, the current drainage survey between Dharavi and Estrella Batteries was completed and the locations of ground beds and the transformer rectifier stations, alignment of transmission lines and the underground cables were also finalised. This work has been entrusted to Messrs. Structural Engineering Works Ltd., An import licence for the transformer rectifier-sets and electrical equipment has been applied for.

The following statement shows in brief, the progress made in respect of the two works mentioned above:—

Serial No.	Name of the Work.	Contract Amount.	Length to be laid.	Progress during the year.		Total upto the end of the year.		REMARKS.
				In lengths	Expenditure Rs. in lacs.	In lengths.	Expenditure Rs. in lacs.	
		Rs.						
1	(a) Laying of the 72" > 57" M.H.R. inlet main.	28,59,155	72" 13650' 57" 13350'	68'	3.15	72" 13500' 57" 13475'	26.43	Work completed. The main between Dharavi and Haines Road junction T. P. Road was brought into commission on 6-4-58.
	(b) Laying of the 57" > 48" B.H.R. inlet main.	31,35,488	57" 23940' 48" 10610'	3420'	5.15	57" 23340' 48" 11000'	24.00	Work completed. Further portion of 57" > 48" B.H.R. main between Futka Tank and Victoria Road was brought into commission on 13-6-58.
	Providing Cathodic protection to the portion of the 57" dia. B.H.R. inlet main between Dharavi Anchor Block and the Estrella Batteries.	1,42,541.75	(a) Fixing of transformer rectifiers; 2 Nos. (b) Providing graphite anodes 72 Nos.	Preliminary current drainage survey completed. Licence to import the machinery applied for.

Construction of Reservoirs, etc.

The work of laying 24" dia. inlet to the proposed reservoir at Worli Hill was entrusted to Messrs. Allied Construction Co. Ltd., at a total cost of Rs. 40,582 and the same was completed on 21st May 1958. The work of constructing a service reservoir, at Worli Hill was entrusted to Messrs. Bharucha and Motivala at a cost of Rs. 6,75,298. The work was started by the contractors on 5th January 1959.

The work of preparing the site for the proposed reservoir at Rowli Hill was continued by the contractor Shri G. L. Powar. The total cost of the work done upto the end of the year was Rs. 6,06,089.93 against the contract amount of Rs. 11,66,578.00.

The acquisition proceedings for the reservoir site at Golanji and Pali Hills were in progress.

Reservoir and Pipeline Section (Outside City).


The following works were in progress during the year under review:—

Powai Hill Reservoir.—The work of cutting the hill at Powai to prepare formation of the proposed reservoir was entrusted to the contractors Messrs. Chattarsingh Motisingh & Co., who completed the same during the year. The expenditure incurred was Rs. 7,36,633.58 as against the contract amount of Rs. 7,20,903.75.

Detailed designs and estimates for the reservoir work were under preparation and the tenders for the construction work are expected to be invited by October 1959.

Trombay, Bhandup, Verawali and Ghatkopar Reservoirs.—The preliminary surveys as regards the site for these reservoirs as well as the inlets and outlets for them were conducted during the year under report. The sites have been finally chosen and the land acquisition proceedings are under way. The work of preparing detailed designs, estimates and tender sets will be taken in hand during the next year.

*Replacement and enlargement of 72" Tansa Steel mains between
Kasheli and Balcum (Thana).*



R. C. C. Superstructure showing columns, top beam and seats.

Purchase of Steel plates and Bars.—Steel materials continued to be in short supply. Efforts made to obtain steel plates and bars required for the execution of the Master Plan Works did not meet with much success and will have to be renewed during the next year so as to build up sizeable stocks before works on major scales could be taken in hand. Investigations regarding alternative methods of construction involving lesser use of steel have also been conducted and it is proposed to adopt such modes of construction as *colcrete*, etc.

Supply of sluice valves.—Messrs. Mehta Nanavati & Co., have completed part supply against the orders placed with them for the supply of electrically operated sluice valves at a total cost of Rs. 4,28,340 plus Sales Tax and supply of manually operated sluice valves at a total cost of Rs. 3,23,320.

Messrs. Richardson & Cruddas Ltd., with whom an order was placed for the supply of electrically operated sluice valves at a total cost of Rs. 1,19,654 plus Sales Tax have returned the import licence to the Joint Chief Controller of Import for revalidation. The supplies are still to be received. Import Licence received from the Import Control Authorities has been forwarded to Messrs. Glenfield and Kennedy Ltd., with whom an order for the supply of manually operated sluice valves has been placed at a total cost of Rs. 1,10,185 plus Sales Tax. The supply is awaited.

Filtration of water supplied to the Greater Bombay Area.

Water supplied to the City of Bombay is disinfected by chlorine but is not otherwise treated except in the case of a small quantity of 3 to 4 million gallons which is supplied daily from the Tulsi Lake at which place there are rapid sand filters. The sources of the City's supply being large sized lakes where natural settlement of the impounded rain water takes place, the water is fairly clear except during some periods in the monsoon month when the turbidity becomes noticeable. This is not however an ideal arrangement. It is desirable, therefore to have a filtered water supply. Apart from improving the quality and safeguarding against health hazards, this will improve the general working of the distribution system, reducing chokes which commonly occur and enabling meters to function for longer periods without requiring attention.

Under the Master Plan for the Distribution of water supply to the Greater Bombay Area, pilot plants are to be set up to see how best modern methods of treatment now available can be adopted to suit the problem of treating our waters. It is proposed particularly to investigate the possibility of achieving rates of filtration substantially higher than those adopted in conventional designs. As the quantity to be treated is enormous, being over 200 million gallons daily, it is hoped that by making these preliminary studies and evolving our own system, a large expenditure will be saved both in the layout costs and recurring future maintenance cost. Studies in the laboratory and on a model filter bed of 4 Sft. area were conducted during the monsoon of the year under report with encouraging results.

Duct renovation works.—In order to find out the most suitable method of renovating the masonry duct from Tansa to Ghatkopar, a pilot project was undertaken in Khaling Mandola Section. The contract was awarded to Messrs. Chaturbhuj Liladhar & Co., at an estimated cost of Rs. 5,29,641.00. The work was completed by them in June 1958 at a cost of Rs. 5,14,917.92. Various methods of repairs were tried on an experimental basis and it was found that for any method of repair that may be adopted, it would be necessary to dismantle the arch roof. It was also found that the existing masonry of the duct could not be repaired economically and that it would be necessary to lay either a concrete pipe of suitable size or an R. C. C. box-shell. Tenders are proposed to be invited on these lines during the year 1959-60 for renovating the entire length of the Duct from Tansa to Ghatkopar.

LAND ACQUISITION.

The sites for the proposed construction of Service Reservoirs at (1) Golanji Hill, (2) Trombay Hill, (3) Pali Hill, and (4) Vyarvali Hill have been notified in Bombay Government Gazette and further proceedings for acquisition of the same are in progress in concurrence with Government authorities.

As regards Rowli Hill Reservoir, negotiations are in progress with the Government of India through the Dy. Salt Commissioner, Bombay, for the transfer of Government land and structures at the foot of the Rowli Hill.

As regards Ghatkopar Hill Reservoir, the Collector, B. S. D. is taking necessary steps for notifying khoti lands, at Kiroli Village, the ownership of which is in dispute between the Government and the Khot.

As regards Bhandup Hill Reservoir, M. E. S. authorities have been approached for the transfer of the Defence Department land to Municipality for the construction of the service reservoir on these lands.

As regards the Ductline the tree growth between Tansa and Bombay is being cleared through Forest Department.

PART III.—STUDIES IN CONNECTION WITH FUTURE SCHEMES.

Kalu Shai-Rainfall and River gauging.—In order to collect data for the future water supply schemes, it is necessary to gauge the monsoon flows of the rivers and measure the rain fall in their catchments. This work was carried out at Kalu River during the year under review. The Kalu River has been earmarked as our next source for a major augmentation scheme. Similar investigations were carried out in respect of Dahisar River also as it is proposed to be tapped immediately for supplying water to the extended western suburbs.

Dahisar River Project.—In order to meet the growing demand for adequate water supply of the extended western suburbs, which could not be met from the existing sources conveniently, it was decided to investigate the possibility of creating an additional storage in the National Park Area at Borivali downstream of the existing Tulsi Lake. A detailed contour survey of the Dahisar River was carried out during the year under review at an estimated cost of Rs. 40,000 as sanctioned under Corporation Resolution No. 1548, dated the 2nd March 1959. Possible dam sites were selected and detailed surveys thereof were made. Similarly, investigations as regards catchment area, intensity of rain fall and such other relevant data were also carried out. Geological investigations of the various dam sites will shortly be carried out through the Geological Department of the Government of India for finalising the Dam site. It is expected that a supply of about 6 million gallons per day can be drawn from this source which should adequately meet the requirements of the area. After carrying out further investigations, a detailed scheme will be worked out and submitted to the Corporation for administrative sanction.

PART IV—MISCELLANEOUS WORKS

ENLARGING THE 72" DIA. TANSÁ WEST MAIN TO 96" DIA. AND REPLACING THE 72" DIA. TANSÁ EAST MAIN BETWEEN KASHELI ANCHOR BLOCK AND BALCUM

The existing Tansa mains in Kasheli Area have been very badly corroded, resulting in several bursts in this section in the recent years. It has, therefore, been decided to replace them by 96" dia. pipeline between Kasheli Anchor Block and Balcum. Similarly, the bridges carrying 48" and 50" dia. syphon mains (supply brought from Tansa by the masonry duct) have become very old and are in a dilapidated condition. The cost of replacing the bridges or renovating them was found to be prohibitive. It is, therefore, proposed to abandon them and to carry the duct supply across the Bassein Creek (Ulnas River) by laying a new 72" dia. pipeline along the alignment previously followed by the Tansa East Main. By this arrangement, all the supply from the Tansa and Vaitarna Lakes will be carried across the Bassein Creek over the New Kasheli Bridges.

It was observed that the Kasheli area being marshy the embankments constructed thereon had a tendency to settle, resulting in the pipelines being unduly stressed. To overcome this difficulty, the new pipelines namely the enlarged 96" main and the replaced 72" main, are proposed to be laid on pile foundations.

The work of providing pile foundation and R.C.C. super structure has been entrusted to Messrs. Cementation Co. Ltd., at a cost of Rs. 7,78,465. The firm has started the work from 16th February 1959 and during the year under report, they completed about 17 per cent. of the work.

The work of cutting away the old pipes and fabricating and laying new ones in their place, has been entrusted to Messrs. Structural Engineering Works Ltd.. The work was taken in hand from 5th January 1959 and about 4 per cent. of the work was completed upto the end of the year.

Some works such as excavation in trenches, constructing Anchor Blocks, 'Y' blocks, etc., which could not be entrusted to either of the above two contractors are being carried out departmentally. About 6 per cent of the departmental works were completed in the period under review.

Reclamation of lowlying lands :

The Corporation under their Resolution No. 1439, dated the 1st March 1956 accorded administrative approval to the scheme of reclaiming low-lying lands in Greater Bombay. They also agreed that the Dutch firm "NEDECO" be consulted on this project. Accordingly the engineers of the Dutch firm visited Bombay in 1956 and collected the necessary data. The project report of the consultants has been received.

Briefly the proposals embodied in the consultant's report envisage the following:—

- (i) Closure of Mahim Causeway openings by means of electrically operated gates so as to prevent entry of sea water at high tide which causes inundation in the low lying lands of Mahim Creek and to prevent the discharge from the creek to flow to the sea at low tide.
- (ii) Construction of dykes or earthen bunds along both the banks of the creek to prevent inundation of the polders or low lying lands, by the storm water discharge in the creek.
- (iii) Provision of pumping stations in the polders at suitable places to pump the storm water falling on the polders themselves, into the creek proper.
- (iv) Provision of suitable open channels leading storm water flow in the polders to the pumping stations.

The "NEDECO" have stressed that the execution of the project should start with the item of closure of the Mahim Causeway. They estimated the cost of this work at Rs. 9.00 lakhs. The proposal involves heavy foreign exchange. It is proposed to carry out this work at much smaller cost by providing stop logs instead of gates as proposed by the consultants. This will provide valuable information to enable us to undertake a pilot project for the reclamation of the low lying lands at Dharavi (East) by the use of Dutch method. Necessary proposals in this behalf will be submitted shortly.

City Engineer's Department

(1) Shri K. B. Carnac, B.E. (Civil), M.I.C.E., M.I.E., was in charge of the Department as City Engineer throughout the year.

(2) Shri S. V. Desai, B.E. (Civil), A.M.I.C.E., D.I.C. (P. H. Engineering), DIP.T.P. (Londor) was Public Health Engineer from 1st April 1958 to 31st October 1958 and from 1st December 1958 to 31st March 1959. During his absence, Shri D. S. Thakur, B.E. (Civil), A.M.I. Struct.E. (with R.C.C. Special Subject) was acting in his place from 1st November 1958 to 30th November 1958.

(3) So far as City Organisation is concerned, the Department is divided into the following Branches:

I.—Planning.

II.—Construction including Municipal Housing.

III.—Maintenance of Buildings and Roads known as Maintenance Branch.

IV.—Maintenance of drains, sewers, pumping and compression stations and ejectors, known as Drainage Branch.

V.—Private Building Construction and general control, known as Building Branch.

VI.—Mechanical.

VII.—Transport.

VIII.—Town Planning Scheme.

IX.—Factory Permits.

X.—Conservancy.

XI.—Development Plan Section.

The distribution of Technical staff working in the City Engineer's Department is shown in geniological tables under Appendix Nos. A-1 and A-2.*

I.—PLANNING BRANCH

(4) This Branch looks after the preparation of plans, designs and estimates of all new engineering projects and is the pivot of the City Engineer's Department. It is divided into two sections. The first section deals with the proposals in connection with the building works, layouts of Slum Clearance Schemes and the areas to be developed, etc., and is in charge of an Architect. The second section deals with the proposals in respect of Roads, drains, sewers, bridges, traffic problems and miscellaneous engineering projects and is in charge of Assistant Engineer, 1st Grade.

A separate Planning Unit for the Suburban area including Extended Suburbs has been started from 14th November 1958. The unit looks after the preparation of plans, designs and estimates of original engineering projects such as building works, layouts of areas, etc., and is in charge of Assistant Engineer (S) who directly works under the Deputy City Engineer (Suburbs).

Buildings

(5) This section prepared plans and estimates in connection different projects as mentioned below—

(i) Contract Plans	78 Nos.
(ii) Blue-print copies	7,741 ..
(iii) Cloth tracings	250 ..
(iv) Paper tracings	611 ..
(v) Block Estimates	11 ..
(vi) Total amount of Block estimates	Rs. 71,73,945
(vii) Detailed estimates	72 Nos.
(viii) Total amount of Detailed estimates	Rs. 2,00,97,487
(ix) Draft tenders	47 Nos.

(6) Important works undertaken by the section during the year are detailed below—

A.—SCHOOLS.

The plans and estimates for school buildings at the following sites are prepared—

Locality	Cost.
(1) Municipal Primary School Building at Goregaon	Rs. 7,34,788
(2) Municipal Primary School in the Industrial Housing Scheme on S. No. 14, Chembur	7,48,755
(3) Municipal Primary School on Plot Nos. 80, 81 and 82 at Naigaum	6,78,231
(4) Municipal Primary School on Plot Nos. 169 in T. P. S. No. II, Vile-Parle (East)	9,54,465
(5) Municipal Primary School at Worli-Koliwada Estate	6,27,421
(6) Municipal Primary School at Mint Road near Reserve Bank of India	4,41,955

* Only Appendix Nos. etc. see copy No. 2.

Plans and estimates for additional accommodation on school buildings were also prepared during the year in respect of the following schools:

Locality.	Cost.
(1) Additional third floor over Dongri School	Rs. 1,97,031
(2) Additional second floor over Imamwada Urdu School	2,90,373
(3) Additional third floor over Mastan Tank Urdu School	1,38,910
(4) Additional floor over Kamathipura School	2,66,008

B.—MEDICAL RELIEF

(a) Municipal General Hospital at Sion.

(7) (i) The work of Building No. 2 is nearing completion and construction of a two-storeyed building for O.P.D. was taken in hand this year.

(ii) Revised plans and estimates for the work of Building No. 3 consisting of basement, ground and three upper floors were prepared. The estimated cost of the work is Rs. 24,97,635.

(b) K. E. M. Hospital at Parel.

(i) The original scheme of construction of a new three-storeyed building for Chest and Cardiac Institute was completely revised to meet the demand for larger accommodation. Accordingly plans for building consisting of a basement, ground and five upper floors have been prepared and designs and estimates are under preparation. A donation of Rs. 5,00,000 has been offered by the late Shri M. M. Amersey to meet the cost of the Scheme.

Plans and estimates for the following work were prepared.

(ii) Construction of two additional floors over kitchen and store for Neuro-Surgical Wards and Jan Mohamed Operations Theatre	Rs. 7,96,613
(iii) Construction of two additional floor over Convalescent Home	4,84,555
(iv) Construction of additional second floor over X-Ray Therapy Department	1,26,247

(c) R. P. T. B. Hospital.

Detailed plans and estimates for a proposed 200-bedded hospital building comprising of ground and four upper floors; the estimated cost of the building is Rs. 10,54,469

(d) T. N. M. College.

Plans and estimates amounting to Rs. 2,84,561 for a pavilion for the students of T. N. M. College at Haji Ali Park were prepared and tenders for its construction were invited by public advertisement.

(e) Maternity Home.

(i) Block plans and Block estimates for proposed Maternity Home at Goregaon amounting to Rs. 2,44,250 were prepared.

(ii) Detailed estimate for an additional floor over the Maternity Home at Cadell Road was prepared.

C.—FIRE BRIGADE.

(8) (i) The work of Fire Brigade Station at Colaba is nearing completion and the work of Fire Brigade Station at Vikroli has just started.

(ii) Block estimates amounting to Rs. 4,28,350 for a Fire Brigade Station at Sion was prepared and detailed estimate and design are under preparation.

(iii) Plans for a Fire Brigade Station at Chembur are ready and designs and estimates are under preparation.

D.—MARKETS.

(9) Detailed plans and estimates for Elphinstone Market and Worli Market are under preparation.

E.—LAYOUTS.

(10) Plans and estimates for a typical Housing Unit in Slum Clearance Scheme were prepared. Layouts for two schemes for Development Department were also prepared.

F.—INDUSTRIAL ESTATES.

(11) Block plans and block estimates for Industrial Estate in C.S. No. 71 of Lower Parel Division are prepared and the estimated cost of the work is Rs. 30,21,850. Detailed plans are under preparation.

G.—GARDENS.

(12) Detailed plans and estimates for layout of Sion Hill Fort as a Recreation Centre were prepared.

H.—CULTURAL ACTIVITIES.

(13) (i) Detailed plans and estimates for Raja Baldevdas Kreedra Kendra at Chivopatty were prepared and tenders for super-structure work were invited during the year under report, to assess the total cost.

(ii) Detailed plans and estimates each amounting to Rs. 4,32,882 for Open-air Theatre—one opposite Bombay Glass Works, Dadar and the other at Bandra, were prepared.

(14) Model for the proposed Pavilion at Haji Ali Park was prepared.

(15) Models for Lokmanya Tilak Memorial General Hospital and for the Out-Patient Department are under preparation.

Appendix A-3 gives the details of the works for which plans, estimates, etc., were prepared by the Architect (Planning) Branch during the year 1958-59.

Planning Branch, General.

ROADS, STORM WATER DRAINS AND SEWERS.

(16) The particulars of work done by the Planning Branch, General, during the year are as follows:—

(a) Plans prepared—

(i) Paper tracings	--	--	--	--	420 Nos.
(ii) Cloth tracings	--	--	--	--	20 "
(iii) Contract Drawings	--	--	--	--	50 "
(iv) Blue-print copies	--	--	--	--	6,510 "
(b) New estimates framed	--	--	--	--	143 "
(c) Total cost of works for which estimates were prepared	--	--	--	--	Rs. 1,06,70,842
(d) Revised estimates framed	--	--	--	--	51
(e) Total cost of works for which revised estimates were prepared	--	--	--	--	Rs. 48,81,045

(17) Major works for which plans and estimates were prepared during the year are as follows:—

	Estimated cost. Rs.
(a) Roads—	
(i) Concreting Argyle Road	4,07,710
(ii) 60 ft. Road Worli, Scheme No. 58	4,80,472
(iii) Concreting DeLisle Road	4,82,487
(iv) Flank Road, East and West, Scheme No. 6	6,07,926
(v) Tulsī Pipe Line Road (Part Width)	1,51,860
(vi) Widening Haines Road	1,92,238
(b) Storm Water Drains—	
(i) S.W.D. for Chambur	29,48,955
(ii) S.W.D. in 60-ft. Road, Worli, Scheme No. 58	1,41,539
(iii) S.W.D. in Flank Road East and West, Scheme 6	2,86,680
(c) Sewers—	
(i) Sewers in 60-ft. Road, Worli, Scheme 58	70,756
(ii) Pipe sewer at Dadabhoy Nowroji Road	53,296
(iii) Kanathipura Sewerage Improvements Stage II	2,88,436
(d) Miscellaneous—	
(i) Vehicular subway at Princess Street	23,69,595
(ii) Pedestrian subway at Victoria Terminus	9,75,833
(iii) Widening Kennedy Bridge	1,12,090
(iv) Foot Bridge at Charni Road Station	67,513
(v) Foot Bridge at Marine Lines Station	43,357
(vi) Filling in Low-Lying Plot for Slaughter house, Deonar	2,53,841

Appendix A-4 gives the details of the works costing Rs. 10,000 and above for which plans and estimates were prepared during the year.

C.—Slum Clearance.

(18) In the Slum Clearance Scheme in respect of two clearance areas K-1 and G-1 in Kanathipura, further progress was made during the year under report.

(19) The possession of the remaining properties out of the total of 52 properties in Clearance Areas K-1 and G-1 and the vacant lands adjoining the Clearance Area G-1 acquired under the Compulsory Acquisition Orders, was handed over by the Special Land Acquisition Officer, Bombay to the Municipality during the period till middle of May 1958. Action for evacuation of the buildings handed over to the Municipality by providing the tenants to the alternative accommodation provided in the Municipal Transit Camps and demolition of the evacuated buildings, continued. Twenty buildings have thus been evacuated and demolished during the year. The total number of buildings demolished in the two clearance areas by the end of the year was 23.

(20) As stated in the last year's report the programme of Slum Clearance and construction of 2,343 tenements at nine different sites in the City and Suburbs under Government of India's Subsidised Slum Clearance Scheme, has been sanctioned by Government and approved by Corporation. The cost of this programme sanctioned by Government on the basis of ceiling cost of Rs. 6,000 per tenement, is Rs. 140.52 lakhs. The construction of tenements at six out of nine sites, was in progress during the year under report. The further details regarding the construction of tenements under the Slum Clearance Scheme is given under Head II.—Construction Branch, (ii) Municipal Housing, in this report.

(21) A further instalment of loan of Rs. 6,12,000 was received during the year from the Central Government, the total amount of loan so far received being Rs. 15,62,977.

(22) Besides the two Clearance Areas K-1 and G-1 proposals for clearance of further two areas B-1 and M-1 in Kamathipura were submitted to the Corporation during the year and these areas have been declared as 'Clearance Areas' under Corporation Resolution No. 1723, dated the 19th March 1959. A proposal in respect of a slum site at Match Factory Lane, Kurla, was also submitted to the Corporation and the site has been declared as a 'Clearance Area' under Corporation Resolution No. 1713, dated the 19th March 1959. The procedural work of preparation of the Compulsory Acquisition Orders in respect of these Clearance Areas and getting the same confirmed by Government was begun.

A slum area at Colaba known as Dhobi Chawl has also been declared as 'Clearance Area' under Corporation Resolution No. 989, dated the 4th December 1958 and further procedure to secure the clearance of this area was being followed.

(23) A clearance proposal in respect of an area at Arthur Road was submitted and the same was under consideration of the Corporation.

(24) During the year under report an additional programme of Slum Clearance of an outlay of Rs. 79.80 lakhs for the construction of 1,330 tenements under the Second Five Year Plan was submitted to Government and their sanction has also been received. The Corporation approved this additional programme under Corporation Resolution No. 683, dated the 13th March 1958. The estimated cost of this programme including supervision charges works out to Rs. 94.00 lakhs.

(25) A further programme of Slum Clearance and Sweepers' Housing of an outlay of Rs. 43.92 lakhs for construction of 732 tenements was submitted to the Central Government for sanction.

(26) The work of improving the existing sewerage system in Kamathipura was commenced during the year and was in progress.

D.—The Municipal Materials Testing Laboratory.

(27) The Municipal Materials Testing Laboratory was started in the premises of Lovégrove Pumping Station from 1st October 1958 with a meagre staff of one Laboratory Assistant and two Labourers. In January 1959 a further appointment of an Inspector was made.

(28) No new instruments were purchased for this laboratory, but whatever instruments available at Vaitarna were brought here and fitted at proper places. The testing instruments which are at present installed in the laboratory are insufficient for carrying out accurately the various tests on cement concrete and bricks and hence arrangements are being made to purchase the required equipment available in India and also by requesting Government of India to give an Import Licence for Rs. 40,000 to purchase the necessary equipment available in foreign countries.

(29) It is also under consideration to start as early as possible the 'Soil Testing' Section.

Appendix A-5 gives the details of the work done by this Municipal Material Testing Laboratory from its start upto the end of the year under report.

II.—CONSTRUCTION BRANCH.

(30) This Branch is in charge of an Assistant Engineer, 1st Grade who looks after the execution of all major construction works debitable to Loan Funds under Budget 'A', 'B' and 'E' (City Section) and other special fund if provided. The total amount provided for this purpose was Rs. 462.62 lakhs. During the year under report, a beginning was made to implement the construction of Roads and Laying of Drains and Sewers in Mahim, Mandvi and Elphinstone Estate Town Planning Schemes.

The expenditure incurred during the year under review on the construction of (1) Administrative Buildings, (2) School Buildings, (3) Markets, (4) Hospitals and Maternity Homes, (5) Storm water Drains sewers, sewage pumping stations and purification works amounted to, Rs. 4,915.02 Rs. 11,660.06, Rs. 1,981.76 Rs. 23,342.62 Rs. 25,772.65 (Total Rs. 67,672.11) respectively.

(A) Building Construction.

(31) Works estimated to cost Rs. 17,556.836 were in progress and the expenditure booked against them amounted to Rs. 35,517.70. Amongst the works which were in progress during the previous year under report, the major works were (1) Extension of the Orthopaedic theatre on ground floor and Gynaecological Ward on the first floor and construction of a new ward over the Gynaecological Ward for female surgical patients at the K. E. M. Hospital, and (2) construction of a school building on Plot Nos. 2 and 3, Mahalaxmi Over Bridge.

(32) The works of (1) construction of a new building for the T. N. M. College which was started during the year 1956-57, (2) construction of three additional floors at the L. T. M. G. Hospital, Sion, (3) construction of additional floors over Registration Block and Out-Patients Department for full-time departments of Medicine and Surgery at K. E. M. Hospital, Parel and (4) construction of Hostel Building for male students of the T. N. M. College at Haji Ali Park which were started during the previous year, continued to be in progress during the year under report.

(33) Amongst the new works started during the year under report and which were either completed or in progress, the major works were (1) construction of a school building on Plot Nos. 150-153 of Suparibaug Estate, Scheme No. 31, (2) construction of a school building on Plot No. 1-B at the junction of Haines Road and Dr. Annie Besant Road, (3) construction of a combined Municipal Market on land bearing C.S. No. 43 Sion Division near King's Circle Railway Station, (4) construction of an Industrial Estate building on land bearing C.S. No. 161-162 of Tardeo Division at Bapty Road, (5) construction of O.P.D. at the L. T. M. G. Hospital, Sion, (6) construction of school building on Plot Nos. 271-272-A, Scheme 6, Sion-Matunga Estate (7) construction of a Fire Brigade Station at Victoria Burder Road, Colaba, (8) construction of a school building at Elphinstone Road, (9) construction of a school building at Gokhale Road (South), and (10) construction of an additional floor over the Municipal School building at Imamwada. Apperdx B-1 gives the complete list of works which were either completed or were in progress or in respect of which tenders were invited.

(34) The work of construction of an Industrial Estate at Bapty Road referred to in the previous years report was taken in hand during the year, on one-third of the site after obtaining its vacant possession through legal process. Originally this project was to be financed from the loan already sanctioned by Government of India, but it was not proposed to avail of the same as it would take a long time before the vacant possession of the remaining two-thirds of the area was obtained. The Central Government was therefore requested to consider the grant of this loan for financing a second industrial estate to be constructed off Haines Road near Raghuvanshi Mills. The plans and block estimates in respect of the second industrial estate were already submitted for administrative approval of the Works Committee and the Corporation.

(35) The work of construction of a public Bath of a type unit comprising of six bathing cubicles, two water closets and one washing place for males and four bathing cubicals, one water closet and washing place for females at the junction of (a) Albert Road and Ghorupdeo Road, (b) DeLisle Road and Caroll Road and (c) Low Level Arthur Road by the side of the Eastern Approach of Arthur Road Bridge, was completed during the year under report and the baths were thrown open to the public. Patronization from the public in respect of these baths was under observation and if same was found satisfactory, it was proposed to construct similar baths consisting of 6 bathing cubicals, 4 for males and 2 for females, with a W.C. and W.P. for each at (1) Junction of Connaught Road and Ghorupdeo Road; (2) Junction of Fergusson Road and DeLisle Road Bridge and explore other suitable sites for similar purpose in localities where amenities of this type were badly needed.

36. As regards the construction of public urinals although the Work Orders for construction of about 8 urinals were placed with Petty Works Contractors during the year under report, only one urinal at Arthur Road near Dayaram Damodar Chawl and two-seated urinal block at the junction of Trimbak Parshuram Street and Bapty Road could be completed and provision of such sanitary conveniences on the remaining sites had either to be suspended or dropped on account of unsurmountable difficulties on account of the existing underground services or objections from the public against the location of such sanitary conveniences, on these sites.

37. During the year under report Shri G. D. Birla offered to construct a building at Chaupatty to serve as a Recreational Centre at a cost of Rs. 17 lakhs in memory of his father and hand it over to the Corporation for maintenance. The donor accordingly entrusted the work of pile foundations of the building by contract and tenders for the super-structures work were invited by public advertisement at the close of the year to assess the total cost involved so as to see whether the building should be constructed directly by the Corporation within the amount of Rs. 12 lakhs which the donor intended to spend.

38. In addition to the donation of Rs. 40,000 offered by the late Shri M. M. Amersey, a further amount of Rs. 45,000 was collected from various sources for the construction of a pavilion to house the cultural and recreational centre for the students of T. N. M. College at Haji Ali Park and tenders for the work received were recommended for the approval of the Standing Committee at the close of the year under review.

(B) Sewers, Pumping Stations and Purification Works.

39. (a) *Love Grove Purification Works.*—(i) About 90 million gallons of dry weather flow of sewage per day from the southern and central parts of the City is at present discharged into the sea at Love Grove, without treatment. This method of disposal by dilution is not satisfactory as the conditions prevailing at Love Grove are unsuitable for effective dilution owing to insufficient depth of water, unfavourable tidal currents, lack of proper oxygen balance etc. To remedy this situation, the Corporation under their Resolution No. 855, dated 18th November 1954 sanctioned scheme estimated to cost Rs. 1,20,07,838 for giving primary treatment to 60 million gallons per day of dry weather flow of sewage at Love Grove Pumping Station. The scheme was further revised to cost Rs. 1,35,88,976 under Corporation Resolution No. 1151, dated 6th December 1957. This scheme is divided into two stages. The execution of the first stage of this scheme which envisages giving primary treatment to 30 million gallons per day of sewage was already completed, except the construction of a gas holder for which tenders were shortly to be invited. This work is expected to start in November 1959. (ii) Works in the second stage were proposed to be taken in hand after sufficient experience is gained about the performance of the treatment units already completed so that any change required would be effected.

40. (b) *Remodelling of Colaba Sewage Scheme.*—(i) In order to remodel the Colaba Sewage System on modern lines, the Corporation under their Resolution No. 384, dated 14th September 1956 had accorded their sanction to a scheme estimated to cost Rs. 41,76,752. This scheme was subsequently revised to cost Rs. 57,39,300 under Corporation Resolution No. 1650, dated 11th February 1958.

(ii) The following works were taken in hand since then :—

	Estimated Cost
	Rs.
(1) Providing and laying 12"-15" pipe sewer from the proposed head manhole near Robert Road Ejector to the Pumping Station at Afghan Church.	2,83,829
(2) Providing and laying 9"-12"-15"-18"-24"-36" pipe sewers for the proposed building at the Tata Institute of Fundamental Research.	4,96,131
(3) Construction of sewage Pumping Station at Afghan Church including Ancilliary works	5,56,191
(4) Construction of Sewage Treatment Plant including ancilliary works	34,66,568
Total	48,02,719

41. The works executed during the year under review amounted to Rs. 15,99,413.88. The progress of the works during the year was as follows :—

- Regarding (1): The work was completed.
- Regarding (2): About 15 per cent. of the work was carried out.
- Regarding (3): The civil works were practically complete. The whole work is expected to be over by October 1959.
- Regarding (4): About 30 per cent. of the work was completed.

The remaining sewer works under the scheme were as follows :—

	Estimated Cost.
	Rs.
(1) 27"-30"-33" pipe sewer from the proposed Balancing chamber at Kittridge Road to Pumping Station at Afghan Church.	3,56,291
(2) 9"-12" pipe sewer cross connections from the existing sewers	55,112

These two works were combined into one and tenders for the same were received. The work was expected to be taken in hand in November, 1959. The remaining works under the scheme will be taken in hand in due course.

42. (c) *Dadar Purification Works.*—Under Corporation Resolution No. 2078, dated the 20th March 1957, the Corporation had approved of plans and estimates amounting to Rs. 9,40,917 for certain works for the extension of Dadar Purification Works as stated in the last year's report. Out of these works, tenders for the construction of digestion tank, a gas holder and gas control rooms were to be shortly invited. Tenders for the remaining works are under preparation.

43. (d) *Dharavi Purification Works.*—The Corporation under their Resolution No. 508, dated the 8th August 1957, approved of several additional works estimated to cost Rs. 16,46,388 as stated in the last year's report to give partial treatment to a part of the increased flow of in-coming sewage so as to provide a satisfactory effluent which would not create nuisance in the vicinity of the treatment plant. Tenders for some of these works, *via*, a digestion tank, a gas holder, etc., were already invited and the work is expected to start in November 1959. Tenders for the remaining works were under preparation.

44. (e) *General:* (a) The scheme for improving the Sewage System in the City as approved by the Corporation under their Resolution No. 492, dated the 5th August 1948 was being gradually implemented. During the year under report the following works which were started last year were in progress :—

(i) 9"-15"-21"-27" hume pipe sewers in Shaikh Memon Street, junction 1st Ganeshwadi to junction Kalbadevi Road;

(ii) 24" 30" dia. hume pipe sewers in Shaikh Memon Street, Carnac Road from the junction of Princess Street to the junction of Palton Road.

(b) The following works consisted in the above scheme were started during the year under report and were in progress :—

(i) Construction 5'-4"×8'-0" all concrete ovoid sewer in Lamington Road from junction of Falkland Road to junction of Grant Road ;

(ii) Constructing 5'-4"×8'-0" all concrete ovoid sewer in Lamington Road from junction of Grant Road to junction of Thakurdwar Road ;

(iii) Constructing 4'-8"×8'-0" all concrete ovoid sewer in Queen's Road from junction of Charni Road to junction of Thakurdwar Road.

The work of constructing 4'-8"×7'-0" all concrete ovoid sewer in Lamington Road New Queen's Road, from junction of Sandhurst Road to junction of Charni Road also formed part of the above scheme and was awarded by contract which could not be started by the contractor due to traffic difficulties.

(c) Similarly, the works noted below in Item Nos. (iii) and (iv) which did not form part of the above scheme, were started during the year under report and for those in Item Nos. (i) and (ii) tenders were invited :—

(i) Laying 24" dia. hume pipe sewer in Thakurdwar Road from junction of Girgaum Road to junction of Queen's Road.

(ii) Providing 21" dia. pipe sewer along Girgaum Road between Naoroji Seth Street and Thakurdwar Road junction.

(iii) Replacing the existing 6" dia. sewer in Shankar Bari Lane by a 9" dia. pipe sewer.

(iv) Providing 15"-18" dia. pipe sewer in Narsi Natha Street from Carnac Road to junction with Chunchbunder Road.

45. The scheme for improvement of sewage facilities at Warden Road, Neapean Sea Road and Banganga localities as approved by the Corporation under their Resolution No. 588 dated 11th August 1947 was being implemented. (i) The work of laying 27" dia. sewer in Bhulabhai Desai Road from the Pumping Station to the Head Manhole of 42" circular sewer in Clark Road started during the previous year was in progress during the year under report. (ii) The following two works included in the scheme were commenced during the year

under report—(a) Sewer B-C from Neapean Sea Road to Bommanji-Petit Road (1,760 feet) and (b) Sewer A-B (1,204 feet long) from Bommanji-Petit Road to Pumping Station. (iii) The sanctioned scheme envisages the provision of a Pumping station and necessary negotiations for the acquisition of Government Foreshore land at Bhulabhai Desai Road were in progress at the close of the year under report.

(C) Storm Water Drains.

46. (a) *Storm Water Drains.*—(i) The work of laying a 48" diameter Storm Water Drain in Lamington Cross Road which was started in the previous year was completed during the year under report. The work of laying Storm Water Drain in Tulsi Pipe Line Road between Fergusson Road and Haines Road which was in progress during the last year continued to be in progress at the close of the year. The works of providing storm water drains in the following roads were started by contract during the year under report:—

(1) Government Gate Road, Parel; (2) Bhulabhai Desai Road; (3) Wanze Wadi area in Mahim Town Planning Scheme No. III.

(ii) The work of providing storm water drainage arrangement at Low Level Road near Kennedy Bridge which was started during the year under report, was completed.

(iii) Tenders for the following works were invited during the year under report: (a) providing an additional 30" dia. pipe drain parallel to the existing 2'-6" x 2'-6" dhapa drain in the western side of the Central Railway near Chinchpokli Railway Station; (b) providing 2'-0" x 1'-6" and 24" diameter storm water drain from the end of Sleator Road to Tardeo Circle.

47. The scheme costing Rs. 25.75 lakhs which was approved by the Corporation under their Resolution No. 1333, dated the 18th December 1957 for abating the nuisance especially in lowlying areas was being reviewed with due consideration to the present developments in these areas. A part provision of Rs. 4.50 lakhs is made in the Loan Works Budget 'A' for its implementation.

48. (b) *Covering of Open Storm Water Channels in the City.*—The scheme for realigning and regrading wherever necessary and covering open storm water channels from Dadar Purification Plant to Century Mills was approved by the Corporation under their Resolution No. 803, dated the 16th October 1947 and it is being pursued gradually. Up to the end of the year under report, storm water channel up to the end of Khed Gully was covered. Allocation of the channel in continuation from Khed Gully up to Elphinstone Bridge was under the process of being covered at the end of the year. Similarly, the work of covering a part of the channel from the Globe Mill Passage to the confluence of the two channels near Century Mills, which formed part of the above scheme and was separated from it as its cost was being met from the block allotment out of the Surplus Cash Balances to finance the Capital Works Programme, was in progress at the end of the year under report. Steps for covering the remaining sections of the open channel were being taken.

49. Similarly, the work of closing the open storm water channel between Worli Road and Cleveland Bridge Sluice Gates which was being financed from Loan Works Budgets 'A' and 'B' and which was started in 1957-58 was in progress during the year under report.

50. During the year under report, out of three sections of open channel near Bellasis Road Pipe Depot at Clerk Road, two sections were covered and the work of covering the remaining section of the channel was in progress.

(D) Construction of Roads and Footpaths.

51. (a) *Roads.*—The work of construction of following roads which was started during the previous year was nearing completion during the year under report: (i) Globe Mill Passage between DeLisle Road and the Drainage Channel, (ii) Private Street Off Haines Road and (iii) Dadar Gully (Mahim Town Planning Scheme No. IV).

(b) Tenders for the construction of the following roads were invited during the year under report (i) DeLisle Road from Curry Road Bridge to Arthur Road and (ii) 60 feet Semi-grouted road between Tulsi Wadi and Arthur Road.

In order to render a satisfactory surface for the smooth movement of vehicular traffic, the surfaces of 26 roads and 2 junctions comprising of an area of 1,86,470 square yards were being resurfaced with 3" asphalt concrete during the year under report. A note of such roads and junctions is given in Appendix B-2. Proposals for treating surfaces of further roads with similar mode of construction were submitted for Corporation's approval during the year under report.

(b) *Footpaths.*—The work of providing 5' wide footpath at Gibb's road was completed during the year and proposals for constructing footpaths along roads where no footpaths exist, were formulated and submitted for Corporation's sanction during the year under report.

52. (c) *Bye-lanes.*—The work of permanent construction of various bye-lanes in the City approved under Corporation Resolution No. 2084, dated the 29th March 1957 were nearing completion at the close of the year under report and the total expenditure booked for this work amounted to Rs. 90,744 at the end of the year. A further programme for the permanent construction of other narrow bye-lanes in the City was prepared for obtaining the sanction of the Corporation at the end of the year.

Appendices B-3 and B-4 show in details the works pertaining to sewers, drains and other works carried out departmentally and by contract under Loan Works Budget 'A'.

Appendices B-5 and B-6 similarly show the works of the same nature carried out departmentally or by contract under Loan Works Budget 'B'.

E.—Traffic Amenities.

(a) Important intersections of roads where traffic channelising and refuge islands have been provided since the inception of the Scheme in the City totalled 133. Out of these 4 were constructed during the year under report and the work of construction of 1 was in progress during the year.

(b) Due to the increased flow of vehicular traffic during the year, it was found necessary to remodel some of the existing traffic and channelising of islands. Proposals for remodelling some of the existing traffic islands at four intersections and construction of new traffic and channelising islands at six intersections in the City which were recommended by the Traffic Advisory Committee were submitted for the approval of the Works Committee.

(c) The work of installation of Traffic signals at the junction of Hughes Road, Pedder Road and Gowalia Tank Road (East-west) was completed thereby relieving congestion at Kemp's Corner to some extent and orders were placed for five more intersections with Indian Telephone Industries Ltd.

F.—Miscellaneous.

54. (i) As a security measure to prevent any unauthorised entry into the premises of Dadar Purification Plant a compound wall with gates was constructed during the year under report.

(ii) As sludge gas produced at Dadar Purification Works was being supplied to the public and Municipal Hospitals on commercial scale, a rising main of 24" diameter was being laid from Matunga Pumping Station to Dadar Purification Works to ensure adequate supply of sewage for the production of sludge gas and the work was in progress during the year under report.

(iii) The work of cutting high lands, between Road No. 43 and Jerbai Wadia Road was completed during the year.

(iv) The work of cutting Worli Hill in respect of sections A, B, D-1 and D2 was completed. The work of Sections D-3 and D-4 was in progress.

(v) The work of laying out garden at Wadala was in progress.

G.—Private Major Works.

55. During the year under report the work of diversion of S. W. drains, sewers and construction of Roads was carried out at the cost of Western Railway in connection with their proposals of remodelling of the Churchgate Station.

H.—Municipal Housing.

During the year under report, the position with regard to the supply of steel further deteriorated thus hampering the progress of housing works. A number of representations were made both to the State Government and the Government of India, requesting release of some adhoc quota of steel to ease the position, but to no purpose. Recently some tenders were invited on alternative basis of using contractors' own steel. Tenders were accepted for two housing schemes at Khar and Dharavi with contractors' own steel to be bought from open market and some other works on similar basis were also under consideration.

57. To minimise the use of the steel in construction works various modes of construction of housing were also being initiated.

(1) The use of pre-fabricated steel tabular structures was being considered in constructing, on an experimental basis, about 50 units, each having 6 family tenements in Suburbs.

(2) For the use of house collapse victims, few transit camps were being constructed in different parts the City consistin of single rooms 10'-15' with common sanitary accommodation.

(3) Work of the construction of 110 tenements (55 ground floor twin houses) at Vikhroli was in progress. These were being constructed in precast concrete post with concrete panel walls with independent aqua privies and bath-rooms.

(4) It was proposed to construct some "Squatters camps" in different parts of the suburbs by taking advantage of the subsidy grant under "Self Help Basis" of the Slum Clearance Scheme of Government of India, if possible. This scheme proposes to give to each family, a built in plinth of about 750 square feet with an independent court yard. To start with, such types of Squatters' camps were proposed to be established at Vikhroli and Chembur.

58. Major Housing activities in the City and Suburbs, at present are limited to Slum Clearance project to be completed during the 2nd Five Year Plan period. The Slum Clearance projects also include the Housing Schemes for sweepers. Appendices B-7 and B-8 show the Housing works completed and in progress during the year under report respectively. Appendices B-9 to B-11 show respectively the works (1) for which contracts are awarded and were ready for execution in 1959-60 and (2) for which tenders were invited and recommended and (3) for which tenders were being invited.

III.—Maintenance of Buildings and Roads.

59. This Branch is entrusted with the repairs and maintenance works in respect of Municipal and Ex-Trust properties including acquired properties; (2) roads, foot paths, renewal of road surfaces and foot paths, re-lining of trenches and other contingent works and (3) works such road watering, providing and maintaining steel name-boards, upkeep of public monuments, preventing and permitting occupation of roads and foot paths, temporarily regularising unauthorised occupations and similar other administrative works. The work of supervision of Asphalt Plants and Crushers, construction of asphalt roads and foot paths is also entrusted to this Branch. Other matters looked after by this Branch are street lighting, traffic problems and amenities and the works in connection with private streets and their improvement. The Branch is in charge of an Assistant Engineer 1st Grade.

A.—Municipal and Ex-Trust Properties.

60. (i) The total number of buildings and other properties in charge of this section was 3,342 as against 3,263 in the previous year. 92 properties were added during the year and 21 properties were demolished.

(ii) The work of maintenance can be classified under three major heads—(a) normal repairs, (b) special repairs and (c) new works. Normal repairs include works of monsoon repairs such as fixing bamboo mats, dammaring, tile turning, white washing, colour washing, etc. The works that are likely to increase the life of buildings or structures fall under the category of "Special Repairs". The works of additions and alterations to the buildings and also those provided for additional amenities fall under the category of "New Works". Appendices C-1, C-2 and C-3 and C-4 show the works carried out during the year, under Special Repairs and New Works respectively. The works mentioned above were carried out partly by contract and partly departmentally.

61. For the purposes of contract works, the City was divided into two divisions one comprising of A, B, C, D and E Wards including the Sanitary Institute at Princess Street and the other comprising of F and G Wards including Leprosy Home at Matunga. Contracts for the two Divisions were entrusted to Messrs. Shivlal and Co., and to Shri S. V. Jiwani respectively. The rates for Division No. 1 were 1 per cent. below and those for Division No. 2 were 3 per cent. below the schedule rates. Last year the rates for the former Division were on par and those for the latter Division were 4 per cent. above schedule rates.

62. Repairs to school buildings under Budget 'E' were also carried out by the Maintenance Branch and the total expenditure incurred on this item amounted to Rs. 16,216.62 nP. The details as regards Budget provisions, the expenditure booked under different heads in Revenue Budgets 'A' and 'B' are shown in Appendix C-5. Out of the total expenditure, works to the extent of Rs. 13,42,453.77 nP. were carried out departmentally and of Rs. 5,92,993.65 nP. through Petty Works Contractors.

63. In addition to the above, the work of oil painting, colour washing and white washing the Municipal properties were carried out from the provision of Rs. 75,000 for such works.

64. 271 Work Orders, amounting to Rs. 9,19,247.25 were issued to the Petty Works Contractors of both the Divisions. The work of structural repairs by gunite treatment to Imamwada Chawls was carried out.

65. The work of oil painting the Imamwada Chawls Nos. 2, 4 and 7, Chinchbunder Chawls Nos. 1, 2 and 3, Agripada Chawls Nos. 1-9, two-room tenements and three-room tenements at Matunga, was completed. The work of Sion-Koliwada S.P. Sheds and Matunga Labour Camp Block Nos. D to G was in progress.

66. The work of substituting flush valves in place of flushing tanks at Mominpura Agripada Chawls Nos. 5-13 and 15, and Clark Road Chawls was completed. The works of Agripada Chawls Nos. 14, 16, 20 and 25 and Sewree New Labour Camp, were in progress.

67. The work of providing permanent weather sheds at Supiarbaug Road Chawls and Azad-Nagar (Block Nos. A to F) Chawls, was in progress.

68. The work of providing separate watertaps in each room of Mazagaon Chawls Nos. 1-15 and Nagpada Chawls Nos. 17, 18 and 19 was in progress.

B.—Roads and Footpaths.

69. The total length of roads in the City at the close of the year was 278,346 miles as against 277,086 miles at the beginning of the year. The classification of roads and footpaths showing the mileage and the areas to be maintained and the expenditure incurred in maintaining different types of roads and footpaths, is given in Appendix C-6.

Roads of permanent construction—Renewal of surfaces.

70. The total area of road surface renewed departmentally during the year with 3 inch sheet asphalt was 18,412 square yards at a total cost of Rs. 2,00,838.34 nP. as shown in Appendix C-7.

71. An amount of Rs. 4,02,975.55 nP. was spent on repairs to pot-holes on carriageways. General overhead and miscellaneous charges (which included charges for bringing stores, removal of encroachments and such other miscellaneous charges which could not be included in the expenditure directly incurred on road repairs) amounted to Rs. 2,18,717.19 nP., Rs. 1,54,490.29 nP. and Rs. 45,680. 58 nP., respectively. The percentage of these charges including establishment over the direct expenditure on road repairs and departmental and private works carried out by the Road Maintenance Branch, works out to about 12.11 as against 17.19 during the previous year.

72. The work of maintenance of roads and footpaths was generally satisfactory throughout the year. A total area of 5,04,727 square yards of different types of road surfaces was improved either departmentally or by contract during the year as detailed below :—

Mode of Improvement.	Sq. Yds.
(1) Sheet asphalt	.. 18,412
(2) Chips coat on asphalt roads	.. 2,78,171
(3) Semi-grouting	.. 6,977
(4) Surface dressing	.. 98,497
(5) Asphalt concrete	.. 1,02,670
Total	.. 5,04,727

73. An amount of Rs. 2,06,970 was paid to the Bombay Port Trust for cleaning and repairing Port Trust Wharves and Roads, as in the past.

74. The work of asphaltting footpaths as approved by the Corporation under their Resolution No. 985 dated the 25th January, 1951, was continued during the year and the foot paths of 45 roads covering an area of 56,706 square yards were asphalted at a cost of Rs. 1,37,106. The details are shown in Appendix C-8.

C.—Miscellaneous Works in connection with Roads and Footpaths.

75. (i) *Road Watering*.—Water bound roads and katcha footpaths comprising a total area of 9,180 square yards were watered at suitable intervals during the dry season and the expenditure incurred amounted to Rs. 369.23 nP.

(ii) *New Roads and Footpaths*.—No new roads were taken over for maintenance from Government or any other body during the year under report.

(iii) *Street Name Boards*.—Total expenditure incurred on repairing and maintenance of the existing ones amounted to Rs. 4,928.78 nP.

(iv) *Maintenance of Public Monuments*.—All the statues were periodically cleaned and maintained in good condition at a total cost of Rs. 4,156.91 nP.

(v) *Pedestrian Guard Railings*.—10,985 R.ft. of guard railings were maintained during the year.

(vi) *Widening of roads consequent upon acquisition of set-backs*.—The cost of adding to roads the set-back lands acquired in different parts of the City, inclusive of the cost of incidental works such as shifting tram-poles, electric cables, water entrances, etc., amounted to Rs. 1,82,377.04 nP. The total area thus added to the road during the year was 5,254.28 square yards.

(vii) *Private and Departmental Works*.—989 Works were carried out for various private parties at a total cost of Rs. 3,94,376.36 nP, and 914 works were carried out for other Municipal Departments at a total cost of Rs. 7,52,734.71 nP.

(viii) 931 Benches on roads and footpaths were maintained.

D.—Road Rollers.

76. During the year there were 52 Road Rollers on the register and during the year one Diesel Road Roller was purchased for the Extended Suburbs. Thus in all there were 53 Road Rollers on the register during the year, out of which 2 were petrol driven, 34 diesel driven and 17 steam driven including 5 Tandel Diesel, 4 three-wheeler and 1 Tandel Steam Roller of Asphalt Plant and 1 Diesel Roller of Vaiterna-cum-Tansa Scheme. The details of the road rollers are given in Appendix C-9. Out of 53 road rollers, three-wheeler steam roller Nos. 8/10 tons, 22-12½ tons, one three-wheeler Petrol Roller No. 1-2½ tons (were scraped and sold.)

E.—Permits.

77. (i) *Opening of roads and footpaths*.—During the year 26 permits were issued for excavating on roads and footpaths. The cost of reinstatement of the disturbed surfaces was charged to the respective permit holders. The trenches were repaired at a total cost of Rs. 11,37,678.10 nP, which was borne by the parties concerned. The total amount of road opening fees recovered was Rs. 4,316.

Appendix C-10 shows the departmental or other concerns responsible for such openings and also furnished details regarding length and areas of the trenches restored.

(ii) *Occupation of roads and footpaths*.—Action under Section 322(b) of the Bombay Municipal Corporation Act was taken to prevent unauthorised occupation of roads and footpaths by dumping building materials. 371 Notices were served for contravening the Act. Fees were recovered for the use of roads for stacking building materials and putting up scaffolding. The total receipts under this head amounted to Rs. 46,358.94 nP. for 788 permits.

78. Ground rent recovered on account of (a) temporary lettings of road-side lands, footpaths and awnings, (b) erection of petrol tanks, pumps and (c) other occupations for miscellaneous purposes amounted to Rs. 64,668.51 nP.

79. In addition 270 permits were also issued for occupation of roads, for erecting mandaps, placing chairs, benches, etc., and the amount realised therefrom was Rs. 10,662.64 nP.

80. Permission for 25 tram shelters and 388 bus shelters on roads and footpaths was continued.

F.—Tramways.

81. The total length of double tram tracks in the City was 26.264 miles and that on single tram tracks was 2.596 miles, at the close of the year. These figures include 7.98 miles of double and single tram tracks from which tram services have been withdrawn but the rails were not yet removed from the roads.

G.—Public Street Lighting.

82. The streets of the City were lighted with gas and electric lamps during the year under report. The total number of lamps at the end of the year was 12,590 which exceeded the corresponding figure of the previous year by 143. The details of the different types of lamps are shown as below:—

Gas Lamps. (8) were completed:—

Hexagonal	Bombay	Leittledn	Rocheotfr	Suggs	Traffic	Total
1308	24	5986	232	141	114	7,805

Electric Lamps.

Tungsten Filament Lamps.	Mercury Vapour Lamps.	Fluorescent lamps.	Total
2,591	2,151	43	4,785

Grand total of Gas and Electric Lamps ... 12,590

In addition to these lamps 16 Policeman's Spot Lights and 12 Lamps on Railway footover bridges a Chowpatty. Byculla Dadar were maintained by the Department.

(83) The candle power of gas lamps raised from 70 to 1,200 and that of electric lamps from 26 to 1528 some of the ordinary special gas lamps of high power which were uneconomical for maintenance were removed and electric lights provided instead.

(84) The following statement shows the total candle power of the lamps energy consumed and the expenditure incurred on account of maintenance etc. On an average 5,49,878 cubic feet of gas and 9,403 Killo Watt Units of electricity were consumed per day as against 5,58,568 cubic feet of gas and 8,720 killo watts units of electricity per day during the previous year.

Kind of lighting.	Candle power.	Total consumption during the year.	Expenditure for lighting.
Gas	17,41,080	20,07,05,670 Cft.	Rs. 14,29,784
Electricity	16,51,278	34,32,191 K.W.	Rs. 8,82,400

An additional expenditure of Rs. 1,05,348 was incurred on the following items:—

- (1) Erection of new lamps ... Rs. 4,102
- (2) Repairs and Maintenance ... Rs. 74,095
- (3) Works of Improvements in Street Lighting ... Rs. 27,151

As usual Rs. 29,970 were paid to the Bombay Port Trust on account of lighting of Wharves and Roads in thier charge by adjustment against the amount due in respect of General Tax for the year under report.

(85) The work of lighting and maintaining the street lamps were done through Messrs. The Bombay Gas Co. Ltd. for gas lights and the Bombay Electric Supply and Transport Undertaking for electric lights.

(86) The statues of late Shri Phirozeshah Mehta at Bori Bunder and the late Shri Vinthalbhai Patel and Lokmanya Tilak at Chowpatty were flood lit with electric lights throughout the year.

(87) Since 1954-55 "All-in-Hire" Scheme for vapour and fluorescent electric lamps has been introduced. Eight roads were lighted under this scheme during the year are shown in Appendix C-11. During the year under report the lighting of 28 roads mentioned in App. C-12 was introduced and new arrangement was provided at places on the roads listed in Appendix C-13.

H.—Traffic.

(88) The main works attended to by this section are:—

- (1) Designs of channelisation rotaries and refuge islands;
- (2) Obtaining traffic volume counts for determining the various movements of traffic.
- (3) Providing pedestrian crossings both temporary and permanent.
- (4) Traffic studies in connection with the installation of automatic traffic signals, subways, bridges, widening of roads, etc.
- (5) Parking.

(89) Works on following traffic and channelising islands approved by the Traffic Advisory Committee, were completed:—

- (i) Mayo Road, (ii) Wadi Bunder Road-Frere Road-Reay Road Junction, (iii) Tardeo Road Junction Forjett Street, (iv) Lamington Road Junction Sardar Vallabhbhai Patel Road, (v) Ripon Road, Duncann Road, Dimtimkar Road and Clare Road Junction, (vi) Parel Poibawadi Junction, (vii) Lady Jamshedji Road, Mori Road, Cadell Road and Mahim Causeway Junction, (viii) Dr. Annie Besant Road, (ix) Dr. Anie Besant Road Junction Cadell Road, (x) Carnac Road Junction Dadabhoy Navroji Road.

The works were in progress at (i) Carnac Bridge junction Frere Road, (ii) Dockyard Road Junction Reay Road, (iii) Sayani Road junction Gokhale Road and (iv) Sardar Vallabhbhai Patel Road junction Frere Road.

The work of providing traffic and channelising islands at (i) Apollo Bunder, (ii) Duncann Road, (iii) Haimes Road and Delisle Road, (iv) Duncann Road, Bapu Khote Street, Cawasji Patel Tank Road and (v) Colaba Road junction Wodehouse Road were sanctioned.

(90) *Pedestrian Crossing*.—Pedestrian crossings, centre lines and parking stalls at Kemp's Corner were completed by Messrs. Indian Telephone Industries Ltd. and orders are placed with them for the following intersections:—

- (1) Ibrahim Rahimtulla Road Junction Sardar Vallabhbhai Patel Road.
- (2) J. J. Hospital Junction.
- (3) Bellasis Road junction Lamington Road.
- (4) Parel Chawl Road junction Kalachowky Road.
- (5) Suparibaug Road junction Curry Road.

Plans for providing signals at Opera House Junction were also prepared.

Detailed traffic statistics were obtained for (i) Miri Road, Phirozeshah Mehta Road and Ballard Road and (ii) Arthur Road, Delisle Road and Arthur Road Overbridge.

(91) *Subways*.—During the year under report detailed plans and estimates for two main projects viz. (1) vehicular under-pass under Queen's Road at Princess Street and (2) pedestrian subway at Bori Bunder were submitted for approval of Corporation. Draft tenders for these two works are also submitted.

(92) *Bridges*.—Detailed plans and estimates for extending Railway footbridges at Charni Road and Marine Lines Station across queen's Road were put up for approval of the Corporation. Tenders were invited, for the foot-bridge at Charni Road.

Parking stalls.—Plans, estimates and draft tenders for providing parking stalls at Horniman Circle were prepared and submitted for approval during the year.

(I) Asphalt Plant and Crushers.

(93) (a) The Municipal Hot-Mix Asphalt Plant at Worli was in operation throughout the year. The Pegson Mixer was worked for preparing asphalt chips mixture and cold mix material to fill in pot holes in the City and Suburbs. The labour for running the plant was engaged by contract.

(b) The Total area of 5,74,601 square yards of roads and footpaths was repaired and renewed during the year, as against 4,61,982 sq. yards repaired or renewed during the previous year. Road surface admeasuring 7,503 sq. yards were repaired with 3" sheet asphalt, (vide Appendix C. 14) Further capital roads admeasuring 1,28,921 sq. yds were repaired by seal coat, vide Appendix C. 15.

(94) (c) During the year, road renewal work by 3" asphaltic concrete admeasuring 1,02,670 sq. yds. was carried out by Messrs. Rocondo Ltd., as shown in Apper dix C-16, and an area admeasuring 7,274 sq. yds. and an area admeasuring 141,976 sq. yards at the rate of Rs. 7.25 per square yard were treated with chips coal by Messrs. Rocondo Ltd. and Messrs. Shah Construction Co. Ltd. respectively. (vide apper dices Nos. C-20 and C-21). Footpaths covering an area of 56,706 sq. yds. were asphalted with 1/2" to 3/4" seal coat as shown in Appendix C.8.

Hot Mix Plant.

(95) (a) The Hot Mix Plant worked for 185 days and remained closed for 87 days on account of rainy season and for 93 days on account of Sundays and Holidays, strikes and breakdown of the plant. The details of the work done by Hot Mix Plant are given in Apper dix C. 17.

(b) The rates adopted for booking the expenditure for different modes of construction were the same as in the previous year. The total expenditure for renewing the road surfaces, the cost of which was chargeable to different Budget Heads, amounted to Rs. 2,00,835.34 nP, as shown in Appendix C. 7.

(c) An area of 94,294, sq. yds. was repaired by providing 3/4" asphalt premix carpet on grouted road as per details appearing in Appendix C.—18.

(d) 1,713 tests as per the details appearing in Appendix C. 19 were carried out at the Asphalt Plant Laboratory on different asphalt mixes.

(e) An area admeasuring 7,274 square yards was treated with chips coat by Messrs. Rocondo Private Ltd. at the rate of Rs. 2.25 nP. per square yard and an area of 1,41,976 sq. yds. was treated similarly by Messrs. Shah construction Co. Ltd. at the same rate as shown in Apper dix Nos. C. 20 and C.21

Crushers at Worli and Sewree.

(95) Out of four crushers at Worli and four crushers and a Granulator at Sewree, on an average two crushers worked at each place. On account of heavy demand from Wards, second shift was run at Worli Crushers from May 1958 to June 1958 and from October 1958 to February 1959, and at Sewree Crushers during the month of March 1958 and from October 1958 to February 1959. During the period of second shift on an average two crushers worked at each place. The total output of the Crushers during the year was 15,131 brass as against 15,813 brass in the previous year. The work of crushing the rubble stone was carried out by Departmental labour. The rubble at Worli Crushers was obtained through contract at Rs. 26 per brass and that at Sewree was obtained through contract at Rs. 25.50 nP. per brass. Some rubble was also obtained departmentally through Construction Branch at both the Crushers. The total output of crushers at the rates (including haulage charges) charged for the supply of metal of different sizes are given in Appendix C, 22.

(97) The value of the stock in hand at the end of the year was Rs. 10,937 at Worli Crushers and Rs. 3,153 at Sewree Crushers. There was a net loss of Rs. 1,26,004 and Rs. 62,264 at the Worli Crushers and Sewree Crushers respectively.

J.—Improvements of Private Streets in the City.

(98) (i) Out of the eight actions (seven under section 305 and one under section 377 (1.A) of the Bombay Municipal Corporation Act) reported to be in progress in previous year, one action under section 305 of the Bombay Municipal Corporation Act was dropped, thus bringing the total number of actions in progress to 7, at the end of the year.

(ii) The Civil Suit under section 527 of the Bombay Municipal Corporation Act in respect of private street off Bhawanishankar Road referred to in the previous year's report was settled in the City Civil Court by granting assent to the compromise arrived at between the parties in the suit.

(iii) Information concerning private streets in respect of items such as works completed or in progress work orders issued, streets declared 'Public' and demand notices issued under section 491 of the Bombay Municipal Corporation Act is given in Appendix C, 24.

(iv) Appendix C, 23 shows the action taken for the improvement of passages in private buildings.

(v) Amount declared as 'Improvement Expense' under section 494 of the Bombay Municipal Corporation Act during the year under report was Nil.

(vi) Recoveries including interest and deposits made during the year under report from house owners in respect of the works of improvement of street carried out in the past and proposed to be carried out, amounted to Rs. 57,672.23 nP. as against Rs. 33,614.04 nP. for the previous year.

(vii) During the year under report sanction of the Standing Committee was obtained (Standing Committee's Resolution No. 542 dated 26th May 1958) to file references under section 503 of the Bombay Municipal Corporation Act for the recovery of 'Principal Claims' of the pro-rata share of the Improvement costs from the frontagers concerned for the improvement of the following Private Streets:

- (a) 1st Pasta Lane, (b) Woolen Mill Lane, (c) Private street leading to Sophia College, (d) Zaoba's Oart, (e) Khotachi Wadi (f) Adam Mistry Lane, (g) Private Street Off Shankarrao Pupala Road.

(viii) 19 New references under section 503 of the Bombay Municipal Corporation Act were filed in the Small Causes Court during the year under report.

(ix) Three Civil Suits referred to in the last year's report were settled in favour of the Corporation, as decrees were obtained for full claims. It is however learnt that the parties in two cases had filed an appeal before the Learned Chief Judge of Small Causes Court.

(x) 16 Cases reported adjourned in the Criminal Court under section 471 of the Bombay Municipal Corporation Act in the last year's report, were decided against the Municipality. All the accused in these were acquitted by the learned Magistrate on the ground that Notices under section 305 of the Bombay Municipal Corporation Act were bad in law in as much as the requisitions as mentioned in the Notices were to be carried out by them collectively which they could not do on account of the existing encroachments, on the passages.

(xi) No new roads were taken over for maintenance from Government or any other body during the year under report.

Special Nature Works.

(99) The following works of Special Nature were proposed to be carried out during the year under report:—

(a) Improvement of Private Street off Girgaum Road near Kennedy Bridge Hnsraj Damodar Wadi. The action taken in the year 1940 failed on account of negative definition of "Private Street" in the Bombay Municipal Corporation Act. Since then no further action was taken. During the year under report from tagers had come forward and contributed Rs. 1,000 as part payment towards improvement costs. This offer was accepted and the work was taken in hand. The estimated cost of this work amounts to Rs. 2,464. After meeting the balances from Municipal funds, the Street will be declared "Public" under section 306 of the Bombay Municipal Corporation Act. The drainage and lighting arrangements are existing.

(b) Improvement of 'Private Street' in Tokersey Jivraj Wadi, Sewree.—The estimated cost to improve this street is more than ten lakhs of rupees. The frontagers were therefore approached to enquire whether they are willing to contribute their pro-rata share of the Improvement Cost. The result is awaited.

IV.—MAINTENANCE OF DRAINS AND SEWERS.

(100) This branch under A. E. (1st Grade) is responsible for (i) cleansing and maintenance of all underground sewers, storm water drains and open channels, (ii) making street connections to sewers and storm water drains and (iii) maintenance of sewers, pumping stations, purification works, Air Compressor Station and ejectors.

(101) (a) Maintenance and Cleansing.—

(i) *Cleaning of sewers and drains.*—The Appendix D-1 gives the details of the lengths of sewer and drains cleaned and the quantity of silt removed.

(ii) *Water Courses, Catch-pits, Water entrances and Street connections.* All water courses were cleaned and kept in good condition and 11-68 tons of silt was removed. Catch-pits on pipe sewers and open sewers were also cleaned at regular intervals, the silt removed being about 3183 tons. Further as a routine measure 12435 water entrances, including perforated stoneware ones, were opened and cleaned before the monsoon and closed after the monsoon and 1110.17 tons of silt was removed during the process of cleansing. Number of street connections cleaned during the year was 1,16,947 and the amount of silt removed was 1,135 tons.

(iii) *Vent Shafts and Sluices.*—All vent shafts on pipe sewers which number about 2,64 were maintained and kept in working order. 31 sluices on sewers and storm water drain were operated and maintained.

(iv) *Storm water channels.*—The five main open storm water channels were cleansed at a total cost of Rs. 11,791 and 1,408.20 tons of silt was removed. Open channel drains at Sird Seva Samiti, Punjab Refugee Camp Joglekar Wadi at Dharavi were cleaned and maintained as an anti-malaria measure.

(102) *Common house drains in private properties.*—The work of systematic cleansing of house drains was continued during the year and it resulted in reducing the number of chokes. Special attention was paid to long lengths of common house gullies by attending to them regularly. This helped in keeping the house drains in working order in spite of the fact that some of the drains are very old, haphazard and without proper slope. A mobile gang with flexible rod equipment, which was introduced some years back was continued this year also for removing obstinate chokes in the whole city with satisfactory results.

(103) *Repairs and alterations.*—The work of repairs to 364 manholes, replacement of 274 gratings and removal of 39 vent shafts at a total cost of Rs. 32,485 was carried out.

(104) *Biological Installations at Banganga.*—This installation was kept in working order during the year under review by thoroughly cleansing the filter-beds and carrying out necessary repairs at a cost of Rs. 4,036.

(105) *Street Connections.*—The work of giving street connections to the old and new buildings was continued and 175 street connections were granted to sewers and 28 to storm water drains.

(106) *Departmental and private works.*—Departmental and private works costing Rs. 1,67,349.38 (Departmental Rs. 94,409.94 and Private Rs. 72,939.44) were carried out at the cost of various Departments and private parties.

(107) *Flooding.*—No special staff was appointed during the day time for attending to flooding in the low lying area in the City, but the work was entrusted to the ward staff. During the night two existing emergency gangs were engaged for the work. This arrangement was found to be satisfactory and economical. The total rainfall as recorded in Babula Tank Office from June 58 to October 58 was 10.707 inches.

(108) *House drains.*—2,186 requisitions were issued against the house owners calling upon them to rectify the defects in the house drains fittings. The requisitions out standing at the beginning of the year numbered 198, and those complied with during the year numbered 2279, leaving a net balance of 825 outstanding at the end of the year. Appendix D-2 gives details of the notices issued by the Drainage Department classified according to the sections of the Bombay Municipal Corporation Act. In 504 cases, where the requisitions were not complied with, prosecutions were launched and the fines inflicted totalled Rs. 3,832.54. Details of actions in this respect are given in Appendix D-3.

(109) *Subvention Scheme for conversion of privies into water closets.*—This scheme was deferred this year also in respect of such premises as were falling in the Town Planning Scheme of Mahim Woods.

(110) *General comments.*—(i) The main difficulty in cleansing the sewers effectively, is the surcharged conditions of the sewers. The installation of additional pumps of bigger capacity in recent years, both at the existing and new pumping stations have helped to abate the surcharged conditions to a great extent. But this problem has again cropped up on account of the increased water supply made available to the City. However, with the installation of the proposed two additional pumps at Love, Grove, it is expected that this difficult situation may be surmounted. (ii) In Colaba area, the surcharge problem is due to the insufficient capacity of the ejectors and it will be sufficiently solved only when a scheme for a separate outfall and purification works, already taken in hand, materialises. (iii) The work of renovation of common house-gullies in Kumbharwada, Nagpada and Kamathipura (Lane No. 7) areas and also at Undria Street and Huzaria Street was completed during the year under report. It is now proposed to entrust the work of renovating the house gullies in the remaining Lanes of Kamathipura to Petty Works Contractors. (iv) The progress in mechanizing the Drainage Services was maintained. It was proposed to have more gully emptiers for systematic clearing of water gullies and septic tank. (v) The sale of concrete covers was continued. The cast iron outer frames required in their manufacture were obtained from the contractors as the Municipal Foundry had not been able to meet the increased demand. (vi) of the complaints received during the year as regards chokes and overflow of house drains, many were due to the thefts of covers over inspection and gully trap chambers. As an interim

measure, Shahabad stone slabs were provided whenever necessary. (viii) The work of cleansing, maintenance of improvements at Dharavi and Sion areas was intensively carried out. This work, being of the nature of an anti-malaria measure, was given a high priority. The Ex-Trust drain at Dharavi was kept in a completely free flowing condition. (ix) For administrative convenience, the 'E' Ward was divided into two sections viz. 'E' Ward (South) and 'E' Ward (North.)

B.—SEWAGE PURIFICATION PLANTS.

(111) (1) **Love Grove Purification Plant.**—(i) Both the pumping stations old and new worked satisfactorily during the year except for the time when the pumps were opened out for repairs and overhaul. (ii) Station No. 1. (Old) pumped out 14,203 million gallons and Station No. 2 (New) about 20,880 million gallons of sewage during the year. About 2,120 tons of silt was removed from the Dotted Channel (Dotted House) of pumping station No. 1. About 6,120 Cft. of screenings were removed from the coarse screens of pumping station No. 2. The average suction level of sewage in pumping station No. 1 was 73.3 and that in the pumping station No. 2 was 75.2. The average sewage level of the entire station worked out to 74.25 and the total sewage pumped out at Love Grove Pumping Station, was 35,082 million gallons. (iii) As stated in the last year's report, orders were placed with Messrs. Eastern Electric Engineering Co. for installing two additional Horizontal pumps each of 56 M.G.D. capacity at pumping station No. 2, as per funds already sanctioned by the Corporation. Accordingly Messrs. Eastern Electric Engineering Co. had supplied two Nos. "STICK PUMPS" each of 56 M. G. D. capacity by the end of the year 1958. They have started the erection (such as fixing the suction and delivery pipes, preparing foundations, installing of flap-valves per stocks, etc.) in the middle of January 1959. The Electric Motors and switch gears are to be imported and are expected to be received by July 1959. It is expected that the contractor will be able to complete the erection and put the pumps into commission by October 1959. The main cable was also received by the end of the year 1958. The contractor has already started excavations, etc. for laying the same.

(iv) One Inspector was appointed on 10th January 1959 to look after the Purification Works. The following steps were taken in putting the New Purification Plant into operation:—(a) On 14th January 1959, with the help of the Police and labourers from G Ward, all unauthorized hutments in the surrounding area were removed and a constant watch was kept over the site for a week. (b) The first batch of Labour staff was appointed on 5th February 1959. (c) As the plant was lying idle for over a year, all the units were filled up with sub-soil and rain water, and they contained also stones, waste tin pots and other debris, thrown by the hutment dwellers. In immediate arrangements were therefore made to empty and clean these units. The rusty iron parts subsequently were scraped and painted with anti-corrosive paint. (d) As some of the parts were not properly constructed by the contractor the following additions and alterations were carried out departmentally. (i) wire penstock was fabricated and erected on the Densifier Tank of Messrs. Hindustan Construction Co. (H.C.C.) (ii) Broken wire ropes (tie members) in the Densifier Tank of H. C. C. were replaced by new tie rods. (iii) Steel V notches were provided on the Digestion Tank (H.C.C.). (iv) Missing waphole valves were replaced by new ones. (e) The digestion tanks were then submitted to test for leakage in the month of March 1959 and all the four digestion tanks were found leaking. The respective firms were therefore informed for rectification of the defects. (f) All the cleared and oiled machinery is being worked two hours every day for keeping the machinery in the maximum efficient condition.

(112) (2) **Dadar Sewage Purification Plant.**—(i) The Sewage Purification Plant at Dadar, functioned satisfactorily throughout the whole year. The total amount of sewage received for treatment at the plant was 6,409.06 million gallons i.e. an average of 17.56 M. G. per day as against the average of 15.82 M. G. per day during the year 1957-58. In view of the increase in the sewage flow, steps were taken to increase the capacity of the plant from 14 M. G. per day to 19 M. G. per day. Out of 17.56 M. G. of sewage received per day, of treatment, 7.25 M. G. per day received complete treatment while the remaining 10.06 M. G. received only the primary treatment. The final effluent turned out by mixing both the partially and completely treated sewage could not improve the conditions in the adjoining storm water drains, in which the effluent was discharged, owing to the stagnation created thereat, due to the works undertaken for covering the S. W. Drains. The Appendix D-4 gives in tabular form the working data of the entire plant for the year under report.

(ii) **Sewage Pumping Station.**—(i) The quantity of sewage received from Dadar area and pumped by the sewage pumping station to the treatment plant during the year, amounted to 3,242.83 million gallons as against 26,23.59 million gallons during the previous year. The increase is partly due to the efficient working of new four M. G. D. capacity pumps which kept down the level in the sewers and rarely allowed the overflow of the sewers into the storm water drains during the monsoons. Increase in rate of flow for couple of months was due to the re-circulation of part of the sewage due to a damaged manhole near S. W. Drain.

(iii) **Activated Sludge Plant.**—Out of the six aeration rows of the activated sludge plant, five rows were kept working with great difficulty. As the existing machinery has outlived its useful life, the breakdowns were too frequent. Carrying out frequent repairs is therefore becoming uneconomical. However, pending the replacement of machinery for which Corporation have provided a sum of Rs. 6,13,910, the plant will be kept working. During the current year on an average, this A. S. Plant satisfactorily treated 2,00 million gallons sewage per day.

(iv) **Enclosed forced shaft filters.**—At this plant there are 3 enclosed forced shaft filters, out of which Filter No. 1 worked satisfactorily during the current year and turned out effluent practically satisfying the Royal Commission Standards of Quality Effluent. Enclosed Forced shaft Filters Nos. 2 and 3, have got their distribution arms badly corroded at the end of the year under report and steps are being taken to get them repaired and completely overhauled.

(v) **Digestion Tanks.**—The two digestion tanks worked satisfactorily throughout the year treating 1,00,000 gallon raw sludge per day and converting it into a non-smelling innocuous mass, which was dried in sludge drying beds without causing any smell or fly nuisance.

(vi) *Gas Generation.*—The quantity of the sludge gas generated during the year as a by-product in the process was 57,041,200 Cft. as against 60,802,800 Cft. The slight decrease in gas generation, is possible due to heavy rainfall which had depleted the gas generation to a greater extent. The daily average gas generation during the year under report was 161,755 Cft. as against the average of 1566,583 Cft. during the previous year. Average gas generation per million gallon of sewage treated was 9,212 Cft. The highest and the lowest gas generation per day recorded during the current year was 2,12,700 Cft. and 96,000 cubic feet respectively as against 2,34,000 Cft. and 1,04,600 Cft. recorded during the previous year.

(vii) *Gas Utilisations.*—The statement of gas generation and its utilisation as gaseous fuel for domestic and industrial purposes during the year under report, is given in Appendix D-5. The revenue realised by sale of gas during the year was Rs. 173,569 as against Rs. 1,68,110, during the previous year showing an increase of Rs. 5,459. Owing to inadequate gas storage capacity, during the monsoons, when the gas generation depleted, the gas supply had to be curtailed in certain area in Dadar for maintaining a steady gas supply at all times to the Hospitals in Parel and Sewree areas. During the Monsoons on account of these difficulties, gas supply had to be partially curtailed for 15 days.

(viii) *Digested Sludge Manure.*—The revenue realised by the sale of dry digested sludge manure, during the year amounted to Rs. 12,965. The marked increase in the revenue is partly due to the increase in contract price of manure and partly due to the efficient removal from the beds.

(ix) *Sewage Works Laboratory, Dadar.*—During the current year laboratory experiments were made to study the feasibility of adopting "Manchester Process" for the removal of H₂S gas. For studying this, the purification plant was worked continuously and the results were gratifying. This process though efficient in removing H₂S from gas, it does not give protection to Digestion Tank structure and machinery which get continuously exposed to vapours of H₂S. In order to overcome this defect in the "Manchester Process," series of experiments were carried out, to prevent the very evolution of Hydrogen Sulphide in a gaseous state. In these experiments steps were taken to precipitate the Hydrogen Sulphide, as Ferrous Sulphide, as soon as it is formed. Series of experiments carried out with this object gave encouraging results, by removing 95-98 per cent. of Hydrogen Sulphide without adversely affecting the gas generation. Further steps are being taken to make plant scale experiments. Shri N. V. Modak, Director, Central Public Health Engineering Research Institute, has extended co-operation for pursuing the work expeditiously, as it may have application at many places. During the year under review, this laboratory analysed not only the various samples from Dadar and Dharavi Works, but also from private parties and Drainage Department. The work of constructing the compound wall around the work, was completed. During the heavy Gale in the Monsoons, the travelling Goliath crane, or the Detritus Tank got badly derailed and the same was put into proper position within 48 hours with the help of two 15 ton travelling cranes, procured on hire basis from Messrs. Hashambhai Jetha & Co.

(b) Appendix D-6 shows five years summarized data of the Dadar Purification Works.

(c) DHARAVI SEWAGE PURIFICATION PLANT

(114) (i) The sewage treatment plant worked satisfactorily during the year. The total quantity of sewage treated was 7066 M.G. i.e. an average of 5.7 M.G. per day, as against an average of 4.9 M.G. per day during the previous year.

(ii) *Screening Mechanism.*—There were no major breakdowns of the unit or the stoppages and it worked satisfactorily. The worn out parts were replaced regularly.

(iii) *Sewage Pumping Station.*—On an average, the pumps were removed three times a year for overhauling and replacement of worn out parts.

(iv) *Detritus Units.*—This unit worked satisfactorily, with minimum stoppages. The grit elevation guides, covers, chain, air lift pump, drum etc., were replaced during the year.

(v) *Primary Settlement Tank.*—The performance of this tank was better during the year. This unit was kept out of service for two months, for readjustment of the settlement tank, rail, welding and repairing the corroded air lift pumps and other incidental maintenance work.

(vi) *Final Settlement Tank.*—This unit worked continuously, during the year under report, without any stoppages and breakdowns.

(vii).—*Re-circulating pumps and the filters.*—The re-circulating pumps worked satisfactorily. The two biofilters worked continuously, except when the primary settlement Tank was removed for maintenance work. During the period when the filters were kept out of service, the filter roller, with bearings, stay bars etc. was completely replaced and painting and maintenance was done.

(viii) *Digestion Tank and the Gas holder.*—This tank was loaded to its full capacity. The two agitation pumps needing replacement of bearings, were dismantled and new bearings fitted up. The other screw pumps worked properly. The outer shell of the gas holder was cleaned and painted during the year.

(ix) *Gas Generation and Consumption.*—Appendix No. D-7 gives the details of the gas generation and utilization at the plant. The daily approximate gas generation was 40,000 cft. Owing to the presence of high H₂S contents in the gas, it did not become possible to measure it correctly, however steps are being taken to procure equipment for gas measurement, under such adverse circumstances.

(v) The revenue realised by the sale of gas for domestic consumption in Sion area amounted to Rs. 39,210 as against Rs. 35,085 during the previous year. Unlike Dadar Plant there is very sharp depletion in gas generation at Dharavi's Plant. This is due to heavy infiltration and diversion of storm water into main sewers from low lying areas in the absence of a separate S. W. Drain in this Area. During the dry weather, at Dharavi Plant, unlike Dadar Plant, brisk evolution of Hydrogen Sulphide gas in digestion tank is encountered. As a result the H₂S gas contents in gas, ranged from 70-320 grains per 100 cft. When the H₂S contents exceeded about 100 grains per 100 cft., the gas supply was also curtailed. On account of this, during the year under report, the gas supply had to be curtailed for 122 days to private consumers except Sion Hospital.

(vi) *Manure*.—The sludge manure sold during the year was 58 brass at the rate of Rs. 12.50 per brass and 265 brass at the rate of Rs. 19.25 per brass, and the total revenue realised amounted to Rs. 5,800 as against Rs. 340 during the previous year.

(vii) The Appendix D-8 gives the date as regards the general working of the plant.

(c) PUMPING STATIONS

(115) All the pumping stations worked satisfactorily throughout the year. The sewage in the City was continued to be discharged into sea at three places viz., Love Grove Outfall, Cleveland Bunder Storm Water Channel and Dharavi Creek, during the year. It was lifted through 11 pumping stations, 7 of which viz., Dadar Dharavi, Globe Mill Passage, Matunga, Mahim, Jacob Circle and Tulsi Pipe Line Road, are major pumping stations, and the remaining four viz., Sion, Wadala, Tank Bunder and Warden Road, were minor pumping stations.

(d) COMPRESSOR STATIONS

(116) All the four Air Compressor Stations at Victoria Garden, Carrol Road, Warden Road and Colaba worked satisfactorily during the year.

(e) EJECTORS

(117) The underground ejector installations serving the southern, central and northern areas in City continued to operate for lifting sewage from low lying areas as in the previous year. These installations work on the compressed air supplied by the air compressor stations as detailed above. As most of the ejectors have served their useful lives and as their capacity to cope up with the peak-load flows, is diminishing, it is absolutely necessary to replace them by new ones wherever possible. The ejectors are replaced by pumping units and where it is not possible to do so, it is proposed to replace the existing vessels of the ejectors by new ones of larger capacity.

(i) *Ejector at Chinchpokli*.—This ejector will be closed down when the new pumping station at Chinchpokli will start functioning. The scheme has been sanctioned and is awaiting execution. The possession of the land for the proposed pumping station has been already taken.

(ii) *Ejector at Church Street*.—On account of the high rent of land demanded by the B. P. T. authorities, the work of replacing the existing ejector at Church Street by a pumping station could not be started, during the year under report, though the Corporation's sanction was already obtained.

(iii) The total expenditure incurred on the maintenance of Compressor and Ejector Stations amounted to Rs. 2,27,765.

(f) FLOOD GATES

(118) There are three flood gates and five drop gates at Love Grove, two flood gates at Cleveland Bunder and three wooden middle gates at Dharavi. The flood gates and needle gates at Cleveland Bunder were completely broken during the year, due to the rough action of the sea. It is proposed to replace the flood gates by electrically operated machinery.

V.—PRIVATE BUILDING CONSTRUCTION

(119) This Branch is in charge of Assistant Engineer, 1st Grade who on the whole controls private building activity as well additions and alterations to the existing buildings in the City. The duties of the post are not restricted to this much alone, but the same cover a wide range of activity, such as prevention of encroachments within the regular lines of the streets, acquisition of setbacks, prescribing or revising regular lines of streets, laying out the new roads, permitting the stall-boards, weather-frames, enforcing repairs by issuing requisitions in respect of private buildings etc. Of late there is a spurt in the building activity which has considerably increased the work of this Branch in that it has to exercise proper control, lest the safety and public health be jeopardised. Another aspect which has glaringly come to light is that a number of existing buildings in the City has outlived their existence with the result that they cannot withstand even the normal monsoons. However with the dearth of living accommodation, the said buildings cannot be done away with, but attempts are to be made to extend their life as far as possible, by taking timely actions as to repairs etc., about which this Branch had to be vigilant during the year under review. New building works or additions and alterations coming within the purview of sections 337 and 342, but carried out without first getting the plans thereof approved, are unauthorised works and this Branch had also to keep a watchful eye on such works so as to get them removed with the sanction of the Standing Committee under section 351 of the Bombay Municipal Corporation Act.

(120) *Building Proposals*.—The applications received under section 337 of the Bombay Municipal Corporation Act for erection of new buildings numbered 894, as compared to 922 in the previous year. Applications for additions and alterations under section 342 numbered 1,167, as against 1,221 in the previous year. During the year the Government also submitted 33 proposals falling under the said two sections and thus the total number of building proposals dealt with was 2094. As two or more modified proposals are received in connection with the one and the same building, the actual number of applications received was considerably in excess of this number and this number was 5371 as against 5069 in the preceding year. Appendix E.1 shows comparative quinquennial figures for the period from 1954-55 to 1958-59 in respect of applications received.

(121) *Building Construction*.—In connection with the proposals received under section 337 and 342 of the Bombay Municipal Corporation Act, 1319 Completion Certificates in respect of buildings completed were received during the year as against 1081 during the previous year and they were disposed off after inspection on site.

(122) *New Buildings*.—The total number of new buildings constructed by private enterprise during the year was 381 as against 318 during the previous year out of which 166 were residential and 215 non-residential. The total number of residential buildings constructed by Co-operative Societies was 28. There were 6 residential buildings constructed by the employers for their employees as against 3 during the previous year. The number of non-residential buildings is inclusive of minor proposals such as garages, godowns, sheds, sanitary blocks, etc.

(123) *The Tenements constructed and Demolished.*—The number of one-room, two-room and larger tenements (usually) known as blocks used for residential purposes, constructed during the year was 230,992 and 1,756 respectively as against 308,347 and 1,592 constructed during the previous year. The number of tenements demolished during the year was 1,276 comprising of 1,129 one-room tenements, 90 two-room tenements and 57 larger tenements. Appendix E. 2 shows the wardwise distribution of tenements constructed during the year as also the number of tenements demolished during the year.

(124) *Enforcement of Building Regulations :—*

(a) *Actions under section 354 as regards repairs to or removal of unsafe structures.*—In all 12,584 Notices were issued under this section as against 8,156 during the previous year. Out of these, 10,880 were complied with and the remaining 1,704 were pending at the close of the year. Out of 2,596 notices pending at the end of the last year, 1,771 were complied with and 825 notices still remained pending at the close of the year. Prosecutions had to be launched as usual for failure of the house owners to carry out the repairs requisitioned and during the year, 3,253 prosecutions were launched out of which 494 were withdrawn and hearings in case of 21 has remained postponed by the end of the year. In case of 30 prosecutions parties were acquitted and in 759 cases they were warned and discharged. In 1,309 cases they were convicted and fined; the total amount of fine being Rs. 24,289.64. During the year under report, in 17 cases, authorities under section 459 of the Bombay Municipal Corporation Act were issued to the occupants of the buildings in respect of which requisitions under section 354 and 377A(1) of the Bombay Municipal Corporation Act were made and owners failed to comply with them.

(b) *Action under Section 377 regarding consolidation of passages and open spaces in private compounds.*—During the year under report 125 notices under this section were issued out of which, 92 were complied with and 33 were pending at the close of the year.

(c) *Action under other sections of the Bombay Municipal Corporation Act.*—Under several other sections of the Bombay Municipal Corporation Act operated upon by the Branch, in all 15,656 notices were issued during the year. 1,715 prosecutions were launched against the house owners for non-compliance and the result of all the court proceedings is given in Appendix E-3.

(125) *Building Collapses.*—152 buildings or portions thereof collapsed during the year as against 88 during the previous year. In 118 cases there were no casualties. In the remaining cases the total number of persons injured was 78 and the number of persons killed was 12.

(126) *Removal of Huts or Walls of Inflammable Materials.*—Under Section 349 of the Bombay Municipal Corporation Act action for the summary removal of huts or walls made of inflammable materials was continued. In all 630 notices were issued as against 561 during the previous year. Out of these, 576 were complied with and the remaining 54 were pending at the close of the year. Out of the 59 cases pending at the close of last year 33 were complied with during the year and the remaining 26 were still pending.

(127) *Removal of Unauthorised Works.*—During the year campaign against the removal of unauthorised works was also equally vigorously pursued. During the year the sanction of the Standing Committee obtained in 456 cases for removal of unauthorised works as against 353 during the previous year. In addition there were 631 cases pending at the close of last year out of which 296 were complied with during the year 333 cases were still pending. The number of unauthorised works removed departmentally and by the parties was 136 and 183 respectively. The works in respect of 32 cases was allowed to be retained as the parties regularised the same and 736 were pending at the close of the year.

(128) *Acquisition of Setbacks.*—The amount spent during the year under report was Rs. 4,25,710.22 r.P. as against Rs. 82,773.19 r.P. in the previous year. Appendix E-4 shows figures for five year period from 1954-55 to 1958-59. The area of setbacks actually added to the road was 5,232.29 square yards. The liability outstanding at the close of the year in respect of setbacks amounted to Rs. 12,16,500.54 r.P. It includes compensation amounting to Rs. 30,966 agreed to be paid to house-owners on the termination of the leases granted to them in respect of lands acquired from them, pending the acquisition of adjoining setbacks.

(129) *Regular Lines of Streets and Layout of New Roads.*—Appendix E-5 gives details of the regular lines of streets prescribed during the year under section 279(1)(a) of the Bombay Municipal Corporation Act. A list of regular lines revised under section 279(1)(b) of the said Act, during the year is given in Appendix E-6.

(130) *Projections on Streets j Stallboards and Weatherframes.*—Action for removal of unauthorised stall-board projections and show cases was continued through the Stall-board Removal Staff. The number of warning letters served for removal of unauthorised projections was 1,366. During the year 363 projections were removed by the parties of their own accord and 4,527 were removed departmentally. 825 stallboard projections 1994 weatherframes projections and 260 rolling shutters were newly permitted on payment of fees. Appendix E-7 shows the income derived and the expenditure incurred on the Establishment for Removal of Control of temporary projections such as stall-boards, weather-frames, etc., during the last four years. The total number of stall-boards and weather-frames permitted upto the end of the year under report is 77,380.

(131) *Cement Authorisation to Private House-Owners.*—The issue of authorisation certificates for cement to private house owners for urgent and essential repairs to their buildings as per Municipal Notices was discontinued from the month of July 1958 since the 'CEMENT' situation ceased appreciably and ample quantity of cement was available in the open market.

(132) *Complaints from the Public.*—The number of complaints received from the public regarding structural defects, ruinous condition of the buildings, leakage of rain water, unauthorised constructions etc. was 5,684 during the year as against 4,872 during the previous year. Out of these, 5,367 were looked into and the necessary action in connection therewith was taken. This leaves 317 cases, in which action had to be taken.

(133) *House Numbering.*—The work of issuing and serving notices on the owners of properties in F Ward was completed. However, the work of fixing number plates to properties in the said Ward which was taken in hand during the year under the report had to be discontinued due to the non-availability of adequate number of Number-plates.

(134) *The Reinforced cement concrete and Rolled steel Codes.*—The structural designs (both R. C. C. and R.S.) submitted by the Structural Engineers for the erection or alterations to the private buildings in the City were scrutinised by the Special Technical Officer who also inspected the works so far as to maintain a check on the standards proposed in the Reinforced Cement Concrete and Steel Codes.

(135) *General.*—(i) Though action for structural repairs was taken whenever found necessary and prosecutions were launched against the defaulting landlords, this has not helped appreciably in easing the problem of repairs to all old houses. In very "few" cases the occupants of the buildings were keen in getting authorities under section 499 of the Bombay Municipal Corporation Act. This may be obviously due to poverty and for lack of unity. Thus the problem of maintaining the old buildings in a tenable condition is assuming serious proportion year by year. (ii) Departmental actions under section 489 of the Bombay Municipal Corporation Act for pulling down unsafe portions of the buildings or properties etc., in the interest of the public safety on failure of landlords to carry out Municipal requisitions had to be taken in 22 cases and the expenditure incurred amounted to Rs. 8,813.43 nP which was provisionally met from the provision of Rs. 50,000 sanctioned in the Budget Estimates under: Advances—Advance for Demolition of Unauthorised Structures and Removal of Unsafe Buildings in the City. (iii) An amount of Rs. 1,460.94 nP only has been booked during the year against the provision of Rs. 10,000 under M.C.'s Discretion at Contingencies for meeting the irrecoverable expenditure in connection with the work of demolition of unauthorised structures and removal of unsafe buildings in the City. (iv) The alarming number of house collapses that had occurred during the year dishoused about 207 tenements—residential as well as non-residential and the financial loss was about Rs. 2,93,235. The increase in the number of house collapses was due to the Nature being unkind in that, there were abrupt and abnormal variations in the climatic conditions. With the growing consciousness on the part of the public as to their rights, the number of complaints to be attended to was also large.

(136) *Survey of Old Buildings In the City.*—The survey of old buildings in the City was finalised during the year and the same is under the consideration of the Corporation. The special staff appointed for this purpose was completely disbanded in the middle of November 1958.

VI.—MECHANICAL BRANCH

(137) This Branch looks after:—

- (1) The Municipal Workshop and Foundry at Foras Road;
- (2) The works in connection with the new electrical installations and repairs to the existing ones in the City, Suburbs and Extended Suburbs;
- (3) Manufacture of furnitures;
- (4) Manufacture of ferrous and non-ferrous castings;
- (5) Purchase of plant, machinery and equipment other than those dealt with by the Controller of Stores;
- (6) Drawing specifications for plant, machinery, furniture etc., required by different Departments;
- (7) Maintenance and repairs of:—
 - (i) Lifts and electric installations in Municipal buildings;
 - (ii) The refrigerator at the Arthur Crawford Market;
 - (iii) Road rollers;
 - (iv) Mechanical and electrical installations and machinery.

A.—Municipal Workshops, Foras Road.

(138) Approximately 6,266 jobs were completed during the year including those which were partly finished at the end of the previous year. The total number of new jobs received during the year being 68,01. The total expenditure on departmental and private works carried out amounted to Rs. 6,80,244 as against Rs. 6,01,507 in the previous year. The expenditure on the upkeep and overhead charges amounted to Rs. 1,63,450 which works out to 24.03 per cent. incurred on labour and store as against 23.41 per cent. for the previous year.

B.—Municipal Foundry.

(139) The plant worked satisfactorily. Most of the work in connection with the installation of foundry is completed. Cupolas and pit furnaces worked regularly during the year under report. The sale for different types of castings were sanctioned by the Municipal Commissioner for 1958-59 depending upon the cost of raw materials and labour costs as the foundry is working on Suspence Account Basis. The details of the total output and the sanctioned rates are given in Appendix F-1.

Special type of castings required for the use of Pumping and Purification plant, Asphalt Plant, Hydraulic Engineer's Department, etc., as well as aluminium housing number-plates of new designs required by the Building Branch of the City Engineer's Department were manufactured, in the Foundry this year. Most of the castings required by the various departments including cast iron manhole gratings of sizes, inspection chamber frames and other Drainage castings were manufactured in the Foundry.

C.—Refrigeration Plant at Arthur Crawford Market.

(140) The plant worked satisfactorily. As the plant was getting old and there were frequent break-down it was proposed to overhaul the equipment for three chambers and accordingly steps were taken to obtain sanction. So far the equipment for Fish Section was completely overhauled and new blowers were provided. Other units will be overhauled in the year 1959-60.

D.—Design Section.

(141) This section carried out the work of designing, drawing of specifications and estimates for purchase of or repairs to machinery furniture and mechanical equipment for various departments. In addition it executed or supervised out-door mechanical jobs.

The number of estimates prepared was 352; the total estimated cost being Rs. 15,97,795. The number of outdoor jobs executed being 407 at a cost of Rs. 96,000. In all 28 tenders or quotations were invited resulting in purchase of machinery or furniture costing about Rs. 43,378.

Tenders for the Centralised Power Laundry were invited at the estimated cost of Rs. 2,08,950 and recommended for sanction during the year under report.

E.—Electrical Section.

(142) This section continued to look after all Municipal Electrical Installations in the City, Suburbs and Extended Suburbs except those under the Hydraulic Engineer and Ex-Trust Chawls. However, since 1st January 1959 and Suburban electrical section started working independently under Assistant Engineer (Mechanical) (Suburbs).

X.—Republic Day Celebrations.

(143) The work of illuminating the Municipal Head office (old and new buildings) and the Victoria Gardens in the City and the Main Suburban Office at Bandra, was carried out by contract under the supervision of this branch.

Municipal Head Offices.

(144) Three new lifts and water coolers were installed for the Extension Building, Municipal Head Office.

Electric Crematorium, Queen's Road.

(145) The plant worked satisfactorily during the year under report. Further particulars regarding crematorium are dealt with in the chapter relating to Public Health Department.

Filtration Plant at the Mahatma Gandhi Memorial Olympic Swimming Pool.

(146) The work of tiling Pool surface was completed and the Pool was started after tiling. As far as chemical side, the quantity of water was maintained satisfactorily throughout the year without much trouble. Due to tiling work, impeller of main pump motor for filtration plant was replaced by a new one.

General.

(147) The Tender sanction invited tenders for various types of electrical installations for chawl tenement for housing, schools and markets. In all 49 works have been executed at a total cost of Rs. 7,11,400.

VII.—TRANSPORT BRANCH.

(148) This Branch is responsible for the maintenance and upkeep of all Municipal vehicles using petrol diesel oil, vapourising oil fuel and trailers except those that are directly in charge of Chief Officer of Fire Brigade, Hydraulic Engineer and Senior Assistant Engineer (V. C. T. and M. P.) (Vaitarra Scheme) who have got independent arrangements for repairs of the vehicles under their charge. The vehicles directly in charge of this Branch render different nature of services such as ambulance, bearses, Encachment, Stall Board, Meat Vans offal etc., but most of the vehicles are employed for conservancy services such as collection and disposal of refuse, cesspool wastes, silt and for the transport of road-metal asphalt etc; and hence this branch has to work in close collaboration with other branches so as to cater their requirements of transport.

(149) About 2,000 tons of garbage per day was collected and transported either at Mahalaxmi Siding for further transportation by rail to Deonar or dumped at the low lying areas at Haines Road and Dharavi. During the year under report there were two labour strikes in June and July 1958.

(150) In April 1958 for the labour staff of Messrs. Anderson, Dawn & Co., Contractors for the handling of refuse at Deonar struck work for seven days and the train services were discontinued. All the collected refuse had therefore to be unloaded at Dharavi Dump and Worli, resulting in abnormal damages to the vehicles. The Katchra train services had otherwise improved as compared to last years and there was less breakdown of vehicles as most of the vehicles were sent for unloading at Mahalaxmi Siding. The condition of the Scammlel trailers purchased in the year 1949-50, and corroding all at the same time, deteriorated further on account of non-availability of steel plates. Orders were therefore placed to repair 65 trailers (60 trailers with M. S. and 5 with alluminium plates) by contract in January 1959 and deliveries of 39 trailers were received. Further repair work is proceeding as per programme.

(151) Every effort was made to maintain and improve the standard of services rendered by Corporation. Continued enforcement of measures designed to improve the standard of maintenance such as regular servicing of all the vehicles, periodical check-ups resulted in improvement in the performance of the vehicles and reduction in the rate of break-downs. However, all the vehicles that have out-lived their age having not been replaced State Transport lorries were hired to augment the fleet. Battery recharging of all the vehicles was done by Messrs. Motor Repairs Shop and during the year 606 batteries were recharged and 206 were scrapped. Tyre repairs and tyre retreading works were however given by contract.

(152) Excepting at the Municipal Workshop, there were no canteen facilities at other garages. Orders were placed to provide one table and two benches at each of the garages in order to enable the labour staff to take the tea and tiffin at the garages. Workmen lockers were provided to artisans at each of the garages and workshops. Workmen benches were also provided to avoid hardships to staff while working.

A.—CITY FLEET.

(153) The City fleet consisted of 605 vehicles including one bull-dozer and two Skid Shovels 567 directly in charge of this Branch and 38 in charge of other departments. Service-wise details and the expenditure incurred for their upkeep is given in Appendix G-1.

B.—SUBURBS AND EXTENDED SUBURBS FLEET

(154) The Suburban and Extended Suburban fleet consisted of 294 vehicles directly under the supervision of Assistant Engineer, Transport (Suburbs). Comprehensive report regarding this fleet appears under the Suburban Section.

C.—POSITION OF THE CITY FLEET

(155) There were 567 vehicles including 3 bull-dozers and Skid-Shovels directly under the charge of this Branch, in commission, as against 501 vehicles and one Bull-dozer in the previous year. During the year under report, 104 new vehicles and 9 reconditioned vehicles out of the lot, purchased from Military Disposals were added. One Scammel Trailer was donated by Wadia Charity Trust to facilitate quick removal of refuse from their Housing Colony at Cusrow Baug, Colaba. There were thus two donated Trailers one from the Reserve Bank of India and the other from the Wadia Charity Trust. Among the new purchases were two skid shovels, (bull dozers), one gully emptier one dog van (half charges of which were borne by Government); 90 trailers 7 jeeps, 2 delivery vans and 1 encroachment lorry.

(156) 51 vehicles crossed their useful span of life during the year under report as against 42 in the previous year. All these vehicles were maintained after carrying out necessary repairs and three transport vehicles, 1 G. M. C., 1 Station wagon, 10 Mote carts, that are uneconomical to repair and whose spare parts are not available, are proposed to be scrapped in due course.

(157) Considerable difficulties were felt in obtaining Import Licences for automobile spares, machinery equipments due to stringent foreign exchange situation and consequently the purchases of two spare engines for the Scammel horses, two for Fergusson Tractors and one air compressor, four car washers could not be put through. The dearth of the spare parts in the bazar resulted in keeping some of the vehicles off the road.

D.—GARAGING EQUIPMENT

(158) The majority of the vehicles were garaged at seven different places—Refuse vehicles at E/E. Garage Agripada Stables, D Ward Annesley Road, Stables at Palton Road, G/North Stables, Sorab Mill Lane, Ambulance, Hearses and staff cars at the Ambulance Garage at Arthur Road, Meat Vans, Offal and School Clinic Buses at the Municipal Workshop and Transport vehicles at Transport Garage, Worli, Each garage except the Ambulance Garage at Arthur Road carried out running repairs and semi overhauls. Most of the major repairs, overhauling work, welding, painting, etc. was done at Motor Repair Shop at Municipal Workshop. Other major works such as body repairs, painting, etc. were got done from the mechanical shops.

The question of selecting a suitable site for a central workshop and garage which was under consideration has been finalised and the vacant plot situated at Dadar Purification Works has been selected.

E.—MECHANICAL TRANSPORT (WORLI)

(159) The total number of motor vehicles (8-ton, 4-ton lorries and 2-ton trucks) employed for transport of road materials was 34 at the commencement of the year. Of these one old Leyland lorry (1939 model) one Morris Commercial Truck (1950-51) model and one Lye Land Bearer (8 ton) Lorry were practically idle throughout the year as spare parts required for their overhauling and repairs were not available due to Government restriction on import of spare parts by their agents. Thus out of 34 vehicles only 30 vehicles (18 lorries and 12 trucks) were available for road work.

Since October and November 1958, 5-ton Tipping, 1½ ton trucks purchased from the Military Disposals were made available for road works after reconditioning in addition to the above 34 vehicles.

(160) Most of the vehicles were utilised for transporting premixed asphalt, crusher metal, hauling debris, cement and earth in various Wards. Some of the trucks were also used for taking road staff of the Asphalt Plant on the site of the works in order to expedite works. Lorries were also sent from time to time for miscellaneous transport to the Controller of Stores for hauling coal, to Estate Agent and Land Manager and Assistant Health Officers for removing and demolishing insanitary sheds of squatters, to K. E. M. Hospital, B. Y. L. Nair Hospital, Arthur Road Hospital, Ramesh Premchand T. B. Hospital, L. T. M. Hospital, Sion Acworth Leprosy Home, Senior Medical Officer (Maternity), Haffkine Institute, Rat Incinerator sector, etc for transporting medicines stores, clothing and linen, food-grains and dietary articles, hospital equipment, garden manures, etc. to Assistant Engineer Maintenance for arranging florals and furniture, etc. for receptions to and garden parties in honour of distinguished guests, to Labour Officer for hauling Welfare Centre furniture for their periodical programmes, to Mechanical Engineer for workshop jobs including electrical goods, foundry metal, gas coke, furniture, etc., to Public Relations Officer for transport of propaganda materials, to Asstt. Engineer Kurla Deonar Railway for hauling railway Keys, sleepers, and stores articles. All the available vehicle trucks were carefully utilised throughout the year.

(161) During the monsoons when the work at the Asphalt Plant and crushers slackens and when the Hindu Holidays in Asstt. Engineer Maintenance's Wards and Asphalt Plant Crushers were not the holidays for Conservancy Branch some of the lorries were directed for collection of town refuse. At times some vehicles were also sent in haulage of meat from Bandra Slaughter House to Market, when there was heavy slaughter and additional vehicles were demanded by the Superintendent of Markets.

A small batch of 4 to 5 lorries were worked as an experimental measure from mid night to morning for asphaltting very big roads and junctions for 48 days during the year under report.

On account of increased activities of the Corporation and consequent heavy demand from various departments additional lorries had to be hired on contract from the Bombay State Road Transport Corporation

(162) The total mileage done during the year by the transport vehicles was :-

(i)	32,388	miles by 8 ton vehicles.
(ii)	1,34,162	miles by 4½ ton vehicles.
(iii)	76,890	miles by 1½ ton vehicles.
Total ...	<u>2,45,430</u>	Miles.

A statement G.2 shows the haulage rates charged to various Departments during the year.

VIII.—TOWN PLANNING SCHEMES

A.—Town Planning Scheme, Bombay City No. I (Mandvi and Elphinstone Estate).

(163) (i) The scheme having been sanctioned by the State Government on the 4th September, 1957 and effect to the same having been given from 1st December 1957 the Notices under the Bombay Town Planning Act, 1954 were issued on the owners calling upon them to pull down, remove or alter the structures or the portions thereof contravening the scheme. The Commencement Certificates and the Permits granted to the persons for putting up temporary structures were revoked and the persons were called upon to remove them. Other notices as required under the Bombay Town Planning Act, 1954 were also issued to the persons concerned.

(ii) To begin with the execution of the scheme, the following works amongst those enumerated in the Final Scheme were proposed to be taken up during the year under report, and the plans and revised estimates therefore were approved by the Corporation under their Resolution No. 973 dated 4th December 1958 — (1) Kazi Sayed Street, (2) New Issaji Street, (3) Argyle Road, (4) Masjid Bridge Road, (5) Raichur Street, (6) Baroda Street, and (7) New Road parallel to Frere Road and Carnac Siding Road.

(iii) It was proposed to take departmental action with the help of the police against the owners or persons concerned failing to comply with the requisitions of this Department. Accordingly, due intimations were given to the persons concerned and batakis were beaten informing the public that the action for pulling down the properties affecting the scheme, would be taken. This created a good deal of stir in the locality resulting in numerous representations from the persons affected and particularly from the residential and trading communities.

(iv) There were series of discussions during the year at the Sachivalaya on the question of implementation of the scheme. Some of the tenants in the scheme area affected by the construction of road works mentioned in item No. (2) above approached the Bombay City Civil Court in December 1958, for restraining the Corporation from taking any action as proposed. Accordingly the Court issued orders and the cases were pending in the Court till the end of the year under report and hence further action as contemplated could not be pursued.

(v) The Central Committee of the Mandvi and Elphinstone Estate Traders and Tenants Associations, representing nearly 25 associations and others approached the Corporation in January 1959 requesting to safeguard the rights and other interests of those persons affected by the Town Planning Scheme, by suitably amending the Bombay Town Planning Act, 1954 or any other Act and to provide alternative accommodation. The Corporation were pleased to appoint a sub-committee to consider the question of implementation of the scheme, under their Resolution No. 1229 dated 12th January 1959. During the year under report the Sub-committee had not submitted its report to the Corporation.

(vi) Some sites for temporary stalls were reserved for the use of the dishoused tenants on reasonable terms and conditions. Besides, about 23 rooms were proposed to be let out to the residents affected, temporarily on Municipal semipermanent structures. A proposal was also under consideration for putting up some additional structures for housing and warehousing purposes on some suitable Municipal plots.

(vii) The land required for the works excepting these works viz. - Argyle Road, Raichur Street and Masjid Bridge Road were not free from encumbrances. Out of these works enumerated in para (ii) above, two works—Argyle Road and Raichur Street were in progress and the third work—Masjid Bridge Road—will be started shortly.

(viii) During the year under report the following properties were taken over by the Corporation for the purposes of the scheme :—

- (a) *Elphinstone Estate Section* :—Original plots Nos. 13, 41, 119, 120, 134, 135, 136, 138, 140, 152, and 169.
- (b) *Mandvi section* :—Original plots Nos. 206, 135 and 50.

A compensation amounting to Rs. 1,49,370 was paid to the owners of the above plots excepting those owned by the Bombay Port Trust. Two buildings which were in a dilapidated condition were pulled down and lands there under were thrown open for the purposes for which they were sanctioned under the scheme. As decided under the scheme an amount of Rs. 1,11,716.27 was collected by the Corporation as contribution.

(ix) 13 proposals for new constructions and 5 proposals for additions and alterations from the owners of the buildings in the scheme were scrutinized. During the year under report, one work was completed, seven works were in progress and ten works were not started. The area covered by the scheme was kept under vigilant control with view to preventing works in contravention of the provisions of the Bombay Town Planning Act, 1954. No commencement certificates were issued after 1st December 1957, the date of the commencement of the scheme.

B.—Town Planning Scheme, Bombay City No. III (Mahim Areas).

(164) The finalized scheme incorporating the decisions of the Tribunal of Arbitration was forwarded to the Tribunal of Arbitration was forwarded to the State Government through the Corporation. The work of printing the final scheme has now been completed but for few plans the printing of which is expected to be completed shortly. Government's approval to the scheme will then be forthcoming.

C.—Town Planning Scheme, Bombay City No II (Mahim Area)

(165) The award of this scheme was declared by Shri G. J. Desai, Arbitrator, on 31st March 1959 and the Board of Appeal is to be convened in the near future.

(D.—Town Planning Scheme, Bombay City No. IV (Mahim Area)

(166) The arbitration proceedings of the entire area have been completed by the Arbitrator, Shri G. J. Desai. The work of demarcation on site of some plots has also been undertaken.

E.—General

(167) The following statement gives details of the Commencement Certificates issued under Section 29 of the Bombay Town Planning Act, 1954, and of Permits issued under Section 3 of the City of Bombay (Building Works Restriction) Act, 1949 during the previous years and the year under report—

Description.	Town Planning Scheme, Bombay City.			
	No. I	No. II	No. III	No. IV
(1) Permits issued during the year				
(2) Total No. of permits issued from the beginning to the end of the year			171	203
(3) Commencement Certificates issued during the year		25	71	114
(4) Total No. of Commencement Certificates issued from the beginning to the end of the year		165	360	786

The total expenditure incurred in connection with (a) The Town Planning Scheme, Bombay City No. I (Mandvi Elphinstone Estate) and (b) the preliminary works of Town Planning Schemes, Bombay City No. II, III and IV (Mahim Area) from the commencement upto the end of the year under report is Rs. 7,21,367 and Rs. 14,34,826 respectively. The expenditure incurred during the year under report works out to Rs. 1,57,734 and Rs. 3,19,396 respectively.

IX.—FACTORY SECTION

168. When the subject relating to the enactment of Zoning legislation was taken up with Government it was pointed out that such a legislation was not necessary in view of the amendment to the Bombay Town Planning Act, 1915 whereby a detailed development plan has to be prepared within four years from 1st April 1957 and get it approved by Government. This would give adequate powers to the Corporation regarding Zoning. The Municipal Corporation declared its intention to control the land user in the Greater Bombay area and on 15th September 1958 it was published in the Government Gazette. There is no necessity to have a separate legislation for establishing and working the factories in Greater Bombay and as such the matter was not pursued further with Government.

169. The Factory Branch granted 422 new permits for factories and renewed 363. Prosecutions had to be launched in some cases where factories were found working without any valid permit. In all 464 prosecutions were instituted. In 297 cases the parties were convicted and fined and 64 cases were pending at the end of the year. The remaining cases had to be withdrawn being connected and allied to cases in which parties were convicted and fined. The total amount of fine recovered was Rs. 7,330.00. In all 1103 complaints were received from the public about nuisance from the factories etc., and they were looked into and necessary action taken. The Factory Branch also advised the Building Branch on the proposals for factory buildings and also the Superintendent of Licences on proposals for licenseable trades and storages.

170. The Monthly Meetings of the Zoning Committee consisting of the Heads of Departments concerned, which were restarted in 1951 for the purposes of co-ordinating the work of all the Departments of the Corporation in this connection, were continued during the year.

X.—CONSERVANCY BRANCH

171. *Refuse Collection and Disposal.*—Roads, foot paths and house gullies were swept twice daily. Some of the main roads were attended more frequently. The house gullies were periodically flushed, roads were brushed, scraped and washed. Refuse collected was removed in travelling carts or lorries to the place of disposal at least twice daily. Refuse taken to the Mahalaxmi Refuse Siding was transported to Deonar daily in special refuse trains. Domestic refuse was collected in galvanised sanitary bins with proper covers by the owners as required by the rules and was deposited into the travelling carts or lorries or the nearest dust bin sheds. In all 2,593 actions under section 368 of the Bombay Municipal Corporation Act were taken during the year out of which 820 cases remained pending. There is one Refuse Collection Yard at Prabhadevi Road here refuse was deposited and then removed to the Mahalaxmi Siding in refuse lorries. Dry refuse was sent for filling low lying lands at Hornby Vellard, Haines Road, Matunga Railway Lines and Dharavi. (Appendices H1 to H5).

172. *Transport.*—The transport fleet consisted of 6 Moto carts, 153 Scammel trailers (big) and 25 small trailers 16 Mechanical horses, 16 Fergusson Tractor trailers combinations, 25 lorries, 8 Bantam Karriers, 6 Moto carts, trailers and 11 loaders. About 29 bullock carts were still plying in few parts of the City. As this fleet was not sufficient to cope up with the daily output of refuse, extra vehicles from the Bombay State Transport Corporation had to be requisitioned for the removal of refuse.

173. The Municipal motor vehicles worked in two shifts from 6-30 a. m. to 2-30 p. m. and from 2-0 p. m. to 10 P. M. Mechanisation of refuse transport has yet to be pushed further to replace about 23 bullock carts plying for removal of refuse in a few parts of the City. On an average 2200 tons of refuse was daily collected and removed scammel trailers replaced many dust bin sheds which were an eye sore and even objectionable in many parts of the City. 51 sheds were still to be replaced.

Collection removal and disposal of night soil

174. *Night-soil—collection, removal and disposal.*—Basket privies, cess-pools and septic tanks were attended by the Halalkhore staff. Night-soil from the privies and vacant places was removed regularly. 9 Cess-pool carts and 6 cess-pool lorries were employed to cope up with the work of basket privies and cesspools. (Appendix H6 & H7). Public sanitary conveniences provided at different suitable places including latrines, urinals and bathing places were also attended to (Appendix H8).

175. *Rat destruction work.*—This work was intensified. Rats caught in different wards were sent to the Haffkine Institute for examination (Appendix H9).

176. *Dog licensing, destruction and immunization work.*—With a view to minimise the number of stray dogs and reducing the incidence of Hydrophobia and Rabbits, the work of licensing dogs, destroying and immunization of dogs was carried out (Appendices H. 10 to H-12).

Anti-rabvictreatment was available at the Haffkine Institute, K. E. M. Hospital and other Government Hospitals.

Catching and impounding stray animals

177. This was entirely carried out by the Police and animals found tethered on public streets and footpaths were removed to cattle pounds.

178. *Removal and disposal of dead animals.*—Dead animals from the City were removed to Deonar. 813 big animals and 1049 small animals were removed to the Mahalaxmi Sidings from which Rs. 5,199.00 were realised.

Infectious diseases ambulance service and service for the removal of the dead bodies.

179. 6 Ambulances were maintained for removing local patients suffering from infectious diseases to the Arthur Road Hospital free of charge. Three Hearses and two dead-body vans were available for removal of dead bodies to cemeteries or homes on payment of scheduled charges, exceptions being made in few deserving cases and christian paupers. These services were also extended beyond Bombay limits on payment of scheduled charges. (Appendix H. 13).

Prevention of Nuisances

180. Actions were taken to eradicate nuisance caused by throwing of refuse in the streets, gullies, and public places, fouling of public roads by urinating and defaecating and by chokes on gully traps. (Appendix H-14).

Veterinary Services

181. The Veterinary section of this branch, was in charge of all Municipal Bullock Stables two hospital one for Municipal bullocks at Kamathipura and the other for infectious diseases of animals at Mahalaxmi Sidings. Animals from private owners were also admitted in these hospitals on payment of fixed fees. (Appendix H-15).

Private stables were visited for detecting infection of Rinderpest. Milch cattle arriving in the City were immunized against rinderpest. The total number of animals immunized was 14,801 (12,100 at Grant Road Railway Station and Bandra Yard and 2,701 in stables in the City).

Conservancy and Special Halalkhore Services.

182. These were rendered to Circusses, Exhibitions, Amusement Parks, Big Concerns, Industrial Establishments, etc. on payment of scheduled charges (Appendix H-16).

Sweeper's Chawls

183. During the year, 96 new tenements constructed on modern style at Bapty Road were provided with all amenities thereat and allotted to the employees of the Conservancy Branch. These chawls along with other labour chawls in charge of Conservancy Branch were regularly inspected and prompt action was taken for rectifying sanitary as also structural defects noticed.

Co-operative Credit Societies for Labour Staff

184. A statement in this case is given in Appendix H-17.

Removal and Disposal of Town Refuse at Deonar

185. As Deonar reclamation site is spacious enough to last for more than 60 years of refuse disposal operations, major portion of the City refuse was sent there for disposal. The refuse was brought from

Mahalaxmi Loading site to Deonar Unloading site in two trains daily. Each train consisted of about 28 wagons and the capacity of each wagon was 17 tons. Details of refuse brought to Deonar are as follows:—

Particulars	Current Year	Previous Year
1. No. of refuse wagons received at Deonar	20,163 Nos.	13,337 Nos.
2. Quantity of refuse at 17 tons per wagon	3,42,771 Tons.	3,28,729 Tons.
3. Cost of haulage from Mahalaxmi to Deonar by rail	1,80,710.77 nP.	1,85,684.55
4. Cost of loading refuse	3,50,202.84 nP.	3,33,707.27 nP.
5. Cost per ton for haulage and unloading	1.55 nP.	1.58 nP.

186. Position of Municipal rolling stock was under

Description	No. of wagons
1. Refuse wagons in running condition	42
2. Silt wagons in running condition	2
3. Brake Vans in running condition	4
4. Wagons under repairs	8

As the number of these wagons was insufficient to deal with the huge quantity of City refuse, 88 wagons were hired from the Western Railway at the rate of Rs. 4.50 nP. per wagon per day.

187. The cost of maintenance of Sidings at Mahalaxmi and Chembur was Rs. 21,445.24 nP. The cost of repairs and maintenance of Municipal wagons amounted to Rs. 60,432.31 nP.

188. The length of the main line and fixed katchra siding was Rs. 6,700 Rft. The length of other temporary Sidings varies from time to time. In order to extend the scope of refuse dumping operations by extending tracks the material, e.g., sleepers, check chains, rails etc. for track laying were purchased to the extent of Rs. 1,30,000.

189. About 24 acres of land was reclaimed during the year. The total area of land thus reclaimed with refuse stood, at the end of the year under report, at about 530 acres.

190. The total income from various sources e.g., of reclaimed lands, sale of right of fishing, cultivation amounted to Rs. 89,786.

191. There were five incidents of major fire on Katchra Sidings during the year. There were also five cases of derailment of wagons. The refuse trains were not affected by this as the wagons were immediately re-railed by our staff. Only in one case, it being a major derailment in July 1958, the refuse train service was stranded for four days. The damage to sleepers, chains etc., due to fire and derailment amounted to Rs. 5,000.

192. The refuse disposal system at Deonar was at a deadlock in April and July. In April the unloading staff of the contractors went on strike as their road-side huts opposite Chembur Railway Station were demolished by Municipality. This problem was solved by leasing out four acres of reclaimed land at Deonar to the dishoused hut dwellers. In July 1958, there was a general strike of Municipal workers. But for these two cases, the refuse disposal system was not hampered due to labour or other problems.

193. The amenities e.g., Primary Education, Maternity Ward, Welfare Centre, etc., provided in the Municipal Camp at Chembur, were continued.

XI—DEVELOPMENT PLAN SECTION

194. Under the Bombay Town Planning Act, 1954 which came into force on 1st April 1957, every Local Authority in the State of Bombay is required to carry out the survey of the entire land under its jurisdiction and prepare and publish in the prescribed manner, a development plan and submit the same to the State Government for sanction before 31st March 1961.

195. The Municipal Corporation of Greater Bombay have made the necessary declaration of their intention to prepare such a Development Plan for the entire area of 169 square miles, vide their Resolution No. 409 dated the 7th July, 1958 and this declaration was published by Government in the Official Gazette dated the 18th September 1958.

196. The Development Plan is to generally indicate, the manner in which the development and improvement of the entire area of Greater Bombay are to be carried out and regulated. In particular it shall contain:—

- (i) Proposals for designating the use of land ;
- (ii) Proposals for designation of lands for public purposes such as parks, playgrounds, recreation grounds, open spaces, schools, markets, medical and public health centres, physical and culture institutions, cinemas, etc. ;
- (iii) Proposals for roads and highways ;
- (iv) Reservation of lands for the purposes of Central and State Governments, any local authorities or any other statutory authorities in the State.

197. In view of the magnitude of the work and due to its specialised nature and also the need to complete it within the statutory stipulated period, viz., before 31st March 1961, a new Development Plan Section in this Department under the supervision and control of the Development Officer was created from 1st May 1958.

198. On the publication of the Declaration of Intention to prepare a Development Plan various controls in respect of the user of the land, buildings, density of population, setback of buildings along roads, open spaces around buildings, with a view to discourage development activities which are likely to foul the Plan, came into operation in the entire area of Greater Bombay. These controls are being operated by the Building Branch on advice from the Development Plan Section.

199. At the end of the year under report, land surveys in the City, Suburbs and Extended Suburbs, conditions of building surveys in the City, road surveys in the Suburbs and Extended Suburbs, were in progress. Work of collection of the requirements of land of all the statutory authorities in Greater Bombay or of all the Municipal Departments and of the collection of the other data required in the preparation of the Development Plan, was also in progress.

200. To assist and advise on the preparation of Development Plan, two advisory committees have been set up one consists of the practising Architects and Engineers presided over by the City Engineer and the other consists of representatives of public authorities and commercial, industrial etc., interests presided over by the Municipal Commissioner. Two meetings of the first committee and one meeting of the second committee were held during the year under report.

Sd
S

K. B. CARNAC,
City Engineer.

APPENDIX B-7

Statement of Housing Works carried during 1958-59

Serial No.	Category of Housing	Locality	No. of tenements	Source from which cost was met
1.	Essential Municipal staff	L. T. M. G. Hospital, Sion	96	L. W. Budget 'A'
2.	General Municipal staff...	Chinchpokli Surya Cinema	32-48	Revenue Budget 'A'
3.	Public (Low income group)	Moreland Road, Sewri-Wadala	28-112	Do.
4.	Slum Population	Dharavi	120	
		Haines Road	112	
			548	

APPENDIX B-7

Statement of Housing Works carried during 1958-59

Serial No.	Category of Housing	Locality	No. of tenements	Source from which cost was met
1.	Essential Municipal staff	Khar	48	Slum Clearance Grant
2.	General Municipal staff	K. E. M. Hospital (Asstt. Dean's Quarters)	5	L. W. Budget 'A'
		Maratha Hospital	64	Revenue Budget 'A'
		Central Stores Yard, Byculla	16	L. W. Budget 'A'
3.	Public (Low income group)	Off Road No. 26, Sewri-Wadala	272	L. W. Budget 'B'
		Vikhroli	110	Do.
		Sewri Koliwada (Transit Camp)	32	Revenue Budget 'B'
4.	Slum Population	Sukhalaji Street	76	Slum Clearance Grant
		Haines Road, Case No. 46	80	Do.
		Arthur Road Stables	208	Do.
		Bodyguard Lines	96	Do.
		Sion Village	40	Do.
			1,047	

APPENDIX D-1

Statement showing the details of lengths of sewers and drains cleaned and the quantity of silt removed.

Particulars	Mileage during the last year	Increased mileage during the year	Total mileage	Mileage cleaned during the year	Silt removed in tons
Pipe Sewers	231.071	2.19	233.26	93.81	2,817.11
Ovoid Sewers	21.88	0.1a	22.03	3.98	546.68
S. W. Drains	217.508	0.59	218.09	9.45	1,046.71

APPENDIX D-2

Statement showing the details of requisitions issued and complied with

Section of the Act under which requisitions issued	No. of requisitions outstanding on 31-3-1956	No. of requisitions issued during the year 1958-59	No. of requisitions complied with during the year 1958-59	No. of requisitions outstanding on 31-3-1959
...	2	3	4	5
231	21	30	19	32
233 (A) (b)	24	27	32	19
242 (2)	2	12	13	1
244 (1)	1	1	1	1
257 (1) (a)	840	1,974	2,078	736
257 (1) (1)	5	5	7	5
257.69	23	137	129	11
258 (c)	1	1	1
Total	918	2,186	2,279	825

APPENDIX E—1

Statement showing the comparative quinquennial figures for the period from 1954-55 to 1958-59 in respect of applications received.

Year	Under Section 337	Under Section 342	Total No. of buildings dealt with	Total No. of applications
1954-55	916	1,135	2,051	4,600
1955-56	849	1,221	2,070	3,428
1956-57	954	1,192	2,176	4,911
1957-58	922	1,221	2,143	5,069
1958-59	894	1,167	2,094	5,371

Note.—Two or more modified proposals are generally received in connection with one and the same building. This accounts for the difference between the figures in the last two columns.

APPENDIX E—2

Statement showing the Wardwise distribution of tenements constructed during the year as also the number of tenements demolished during the year.

Ward	No. of single room tenements	No. of double room tenements	No. of larger tenements usually known as Blocks	Total
A	47	71	201	319
B	33	66	59	158
C	10	15	72	97
D	1	6	7
E	83	117	200
F	11	753	861	1,625
G	46	86	440	572
Total	230	992	1,756	2,978

Tenements demolished

Ward	No. of one room tenements demolished	No. of two room tenements demolished	No. of larger tenements demolished	Total
A	4	7	11
B	255	20	275
C	186	66	9	261
D	25	5	30
E	102	9	111
F	550	16	4	570
G	7	8	3	18
Total	1,129	90	57	1,276

Estate & Land Management Department

Shri V. L. Changurde, B.Sc., LL.B., B.E., was in charge of this department during the year under report.

I.—ACQUISITION OF LANDS

(A) Improvement Trust Section.

1. *Scheme No. 52, Worli Village.*—Out of 275 cases, 258 cases were settled and 17 cases were pending before the Land Acquisition Officer who was taking necessary action to prevail upon the villagers to return the compensation paid to them to the Corporation.

2. *Scheme 77, Housing Fishermen of Mahim Foreshore.*—Government land in C.S. No. 1/1505 and 2/1505 of Mahim Division. The work of filling was nearing completion.

B.—MUNICIPAL SECTION.

(Within City Limits).

Schemes in which progress was made.

1. *Acquisition of lands occupied by Milch Cattle Stables in the City of Bombay for public Municipal purposes (Case Nos. LAQ/196, 130/1 to 130/23, 142A, 142B, 158 and 160).*—Awards in respect of all the cases were declared by the Land Acquisition Officer. In some cases the claimants have gone in reference in High Court under Section 18 of the Land Acquisition Act. Out of this in respect of C. S. No. 2022 of Byculla Division the case was settled out of Court by agreeing to an extra payment of Rs. 25,000 to the special Land Acquisition Officer. In respect of C. S. No. 1549 and 1679 of Byculla Division the reference was dismissed by the Court. In respect of C. S. No. 1969 of Byculla Division too the case was dismissed by High Court with an order asking the claimants to pay Rs. 1,000 to the Special Land Acquisition Officer for costs of the reference.

2. *Acquisition of lands for extension of B.Y.L. Nair Hospital and T. N. M. College.* (a) Case No. LAQ/168. In respect of three small pieces of land the case was closed for award by the Special Land Acquisition Officer.

(b) In respect of acquisition of C. S. No. 1/1884, 2-6/1884, 1887, 1-8/1887 of Byculla Division. Objections under Section 5A of the Land Acquisition Act were heard and Notification Section 6 was due.

3. *Acquisition of C. S. No. 2/52 of Malabar Hill Division for offices, Setback and Municipal School.*—Decrees to vacate against all the tenants were obtained. However, it was decided to give alternative accommodation to all the tenants.

4. *Acquisition of C. S. No. 54 (part) of Parel-Sewri Division for Schools in Lalbaug Area.*—Proceedings for Acquisition before the Special Land Acquisition Officer were completed and the Award was being awaited. Estimated liability was Rs. 3,33,000.

5. *Acquisition of C. S. Nos. 118 (part) 1/118 (part) 2-4/118 of Parel-Sewri Division for School and Housing.*—Government was requested to notify the land under Section 4 of the Land Acquisition Act. Estimated liability Rs. 2,94,008.

6. In the following cases Deeds of Conveyance were executed and possession of the properties was taken over.

(a) Land bearing C. S. No. 718 of Dadar Naigaum Division for Municipal School, Housing etc.

(b) Property of C. S. No. 1243 of Girgaum Division for a School.

(c) Acquisition of property known as 'Lalbaug Gharankhada Market' bearing C. S. Nos. 49, 1/49, 123, 150 of Parel-Sewri Division.

(d) Land bearing original Plot Nos. 98 and 120 of Mahim Town Planning Scheme No. III for School and Playground.

(e) Land bearing C. S. No. 97 and 99 of Mahim Division at College Gully for a recreation ground.

(f) Acquisition of C. S. No. 32 part of Sion Division for a Pumping Station.

7. Renewal of lease of C. S. No. 1/201 and 1/51 of Malabar and Cumballa Hill Division for Public latrines. The lease was executed and lodged for registration.

8. *Acquisition of C. S. No. 2A/23 (Part) of Sion Division for widening Sion—Trombay Road.*—Deed of Transfer was prepared by Solicitor to Government.

9. *Acquisition of land bearing C. S. No. 138A/74 and 138B/74 of Parel Sewri Division for extension of K.E.M. Hospital and Housing of Essential Staff.*—The land was notified under Section 4 of the Land Acquisition Act on 16th July 1958 and objections under section 5A were heard. Agreement regarding price was also arrived at and possession of vacant land was taken over by mutual arrangement by paying Rs. 9,69,752.

10. *Acquisition of about 45 properties in the City where buildings have collapsed for various municipal purposes.* Hearings of the objections under Section 5A of the Land Acquisition Act were in progress before the Deputy Collector of Bombay. In one case, i.e., C. S. No. 2921, 2922 and 2923 of Bhuleswar Division, the Land Acquisition Officer, declared his award for Rs. 25,102.12 and the same was paid to him and possession of the property taken over. In respect of vacant sites Government was requested to apply the Urgency Clause. Notification under Section 6 was awaited.

11. Acquisition of property known as "Dhabolkar Adda" at Parel Tank Road bearing C. S. No. 153, 155, 1 & 2/155, 156, 1, 1A, 1B, 1C and 1D/159 and 160 of Parel-Sewri Division for development and improvement of the locality.

The idea to acquire the property under Land Acquisition Act was dropped and the property was being purchased by negotiations. Deed of Conveyance was under preparation. Total estimated liability was Rs. 6,22,605.

12. *Acquisition of property known as 'Mumbadevi Tank for recreation ground and other municipal purposes:—* Notification under Section 6 of the Land Acquisition Act was issued by the Government and the acquisition proceedings started before the Land Acquisition Officer. The total liability was Rs. 18,25,000.

13. *Acquisition of property on the fringe of Mumbadevi Tank:—*Negotiations for fixing up the price were completed and the matter was being put to the Corporation for their approval.

14. *Acquisition of Plot No. 307C of Dadar-Matunga Estate for a market:—*Approval of the Corporation was obtained and notification under Section 4 of the Land Acquisition Act was issued by Government. Notification under Section 6 was awaited. Total estimated liability was Rs. 92,007.

15. *Acquisition of Government land of C. S. No. 12 part of Girgaum Division at Chowpatty for Krida Kendra:—*Necessary action to finalise the transfer by Government was being taken.

16. *Site for an open air theatre at Azad Maidan:—*Negotiations with Collector of Bombay were in progress.

17. *Acquisition of C. S. No. 82 of Dadar Naigaum Division for a recreation ground:—*When the draft conveyance was being prepared it was found that the owner was holding the land on lease from Central Railway who had terminated the same. Negotiations with Central Railway were being carried out. Estimated liability was Rs. 1,28,951.

18. *Acquisition of certain sites at Colaba for a Maternity Home:—*The land was notified under Section 4 of the Land Acquisition Act. Certain Co-operative Societies were desirous of acquiring the same land and it was decided only to acquire 2,500 sq. yds. for Municipality and leave the rest for the Societies. Approval of the Corporation to this proposal was being obtained. Estimated liability was Rs. 1,84,410.

19. *Acquisition of Government land bearing C. S. No. 414 of Tardeo Division for housing of Nair Hospital Staff:—*Approval of the Corporation to the purchase of this land from Government was obtained and the Deed of Conveyance was being prepared by Government Solicitors. In the meantime possession of property was handed over by the Government. Estimated liability was Rs. 1,70,050.

20. *Acquisition of land at Tod Bunder, Colaba, for Sewage Purification Works:—*The Deed of Transfer was being prepared by Government Solicitors.

21. *Acquisition of certain sites at D'Soza Street for a School:—*The land was notified under Section 4 of the Land Acquisition Act and hearing of objections before the Deputy Collector of Bombay was in progress. Estimated liability was Rs. 2,36,400.

22. *Acquisition of C. S. No. 1/404 of Tardeo Division for widening of the road:—*Approval of the Corporation was obtained and the land was notified under Section 4 of the Land Acquisition Act. Estimated liability was Rs. 15,590.

23. *Purchase of Plot No. 6 East Agripada (South) Estate C. S. No. 1845 of Byculla Division for Housing:—*Approval of the Corporation was obtained and the Deed of Conveyance was under preparation. Total Estimated liability was Rs. 3,05,580.

24. *Acquisition of C. S. No. 733 and 2/733 of Mahim Division for Municipal purposes:—*Corporation referred back the matter for certain information and the matter was being attended to. Estimated liability was Rs. 61,450.

25. In the following cases approval of the Corporation was obtained and Government was requested to start acquisition proceedings:—

(a) *Acquisition of C. S. No. 1975 of Bhuleshwar Division for widening of the road:—*Estimated liability was Rs. 1,66,570.

(b) *Land bearing C. S. 204 and 1/204 of Tardeo Division at Grant Road:—*Estimated liability was about Rs. 1,20,000.

(c) *Acquisition of certain property at Parel Poibavdi for Housing, School, Ward Office etc:—*Estimated liability was Rs. 6,94,848.

(d) *Acquisition of C. S. No. 514 of Colaba Division for a Market:—*Estimated liability was Rs. 88,700.

(e) *Acquisition of certain sites at Love Lane, Mazagaon for school and housing:—*Estimated liability was Rs. 3,58,032.

(f) *Acquisition of certain sites at Memon Wada Road, Mandvi Division for School:—*Estimated liability was Rs. 18,798.

(g) *Acquisition of certain land at Girgaum Road near Kennedy Bridge for widening of the road:—*Estimated liability was Rs. 88,180.

(h) *Acquisition of certain land at Khetwadi Back Road for school:—*Estimated liability was Rs. 96,706.

(i) *Acquisition of certain land at Memon Wada Road for School:—*Estimated liability was Rs. 26,987.

(j) *Acquisition of certain sites at Manohardas Street Fort for a school:—*Estimated liability was Rs. 1,67,630.

26. *Acquisition of vacant land at Shaikh Budan Cumodian Street for a School:—*Approval of Corporation was obtained but in the meantime two plots were built over hence Corporation was considering withdrawal of acquisition proceedings in respect of this site.

27. *Acquisition of C. S. No. 337 of Dharavi Division for Municipal Housing:—*Approval of the Corporation was obtained and Deed of Conveyance was under preparation by Solicitor to Corporation. Total Estimated liability was Rs. 1,60,680.

28. *Acquisition of C. S. No. 43 of Sion Division for a Municipal Market:—*In this case the claimants had gone in reference under Section 18 of the Land Acquisition Act to High Court, and the case was being heard by the High Court.

29. *Proposed exchange of Municipal land with that of Government laid at Katrak Road leased to Acworth Leprosy Home:—*Negotiations for exchange were finalised and approval of the Corporation was being obtained.

30. *Acquisition of certain sites at Goghari Moholla which were destroyed by fire:—*It was decided to acquire all the properties damaged by fire, but on a representation from a co-operative Society, it was decided

to acquire only 3 C. S. Nos. and leave the rest for the society. Approval of the Corporation was being obtained. Estimated liability was Rs. 29,596.

31. In the following cases Corporation's approval was obtained to purchase the land by negotiations and Deeds of Conveyance were under preparation :—

(a) Property bearing C. S. No. 1125 of *Muhim Division for housing*:—Estimated liability was Rs. 54,226.

(b) Property bearing C. S. No. 80, 1/80 and 2/80 of *Lower Parel Division for a school*:—Estimated liability was Rs. 1,93,260.

(c) Plot No. 126 of *West Agripadu Estate C. S. No. 2/1600 of Byculla Division for extension of Nair Hospital*. Estimated liability was Rs. 53,560.

32. Acquisition of land within Housing Board's Colony at *Parel Tank Road for School*:—Negotiations for taking the site on lease were finalised and approval of the Corporation thereto was obtained. Lease was under preparation by Housing Board. Estimated liability was Rs. 57,845.

33. Acquisition of property bearing C. S. No. 1509 of *Byculla Division*:—The property was to be auctioned by the Income-Tax Commissioner and Corporation approved that the Municipality may bid at the auction the date for which was being awaited.

34. In the following cases approval of the Corporation was being obtained :—

(a) Acquisition of certain land of *Fort Division at Bora Bazaar Street for school*:—Estimated liability was Rs. 1,20,290.

(b) Acquisition of certain property of *Bhuleswar Division for School at Masjid Street*:—Estimated liability was Rs. 16,987.

(c) Acquisition of passages in *Worli-Koliwada*:—Estimated liability was Rs. 2,56,970.

(d) Acquisition of certain site of *Parel Sewri Division at Parel Tank Road for an Industrial Estate*:—Estimated liability was Rs. 2,15,127.

(e) Acquisition of certain sites at *Wellington Street for a Dispensary*:—Estimated liability was Rs. 50,030.

(f) Acquisition of certain sites at *Karel Wadi for Municipal School*:—Estimated liability was Rs. 48,885.

(g) Acquisition of certain sites at *Mazagaon Division for a Municipal Market*:—Estimated liability was Rs. 2,14,965.

(h) Acquisition of C. S. No. 845, 846 and 847 of *Parel Sewri Division for Housing*:—Estimated liability was Rs. 7,841.

(i) Acquisition of property bearing C. S. No. 366 and 367, part of *Mazagaon Division for housing*:—The Estimated liability was Rs. 7,61,944.

35. Exchange of land at *Katrak Road, Wadala, with Central Excise Department*:—Negotiations for exchange were completed and the matter was put up to the Corporation for their approval. Estimated liability was Rs. 47,965.

36. Acquisition of certain sites at *Napean sea Road for a Sewage Pumping Station*:—Most of the land required for the purpose was owned by the Government who agreed to sell the land to the Municipality. A small portion was owned by private person and it was decided to acquire the same under the Land Acquisition Act. Approval of the Corporation to the proposal was being obtained. The estimated liability was Rs. 1,60,670.

C.—SUBURBAN SECTION.

Schemes in which progress was recorded.

(Figures in brackets at the end of an item indicate the estimated liability).

In the following cases Deeds of Conveyance were undertaken and nearing completion :—

Acquisition of Plot No. 50 (part) of *Town Planning Scheme III Santacruz (East) for a School*:—(Rs. 901).

2. Acquisition of land at *Trombay for School*.

3. Acquisition of land at *Kol Dongri, Andheri (East) for a School and dispensary*:—(Rs. 37,020).

4. Acquisition of survey No. 47 Hissa No. 1 (part) and 2 (part) of *Mogra for a School at Andheri*:—(Rs. 23,040).

5. Acquisition of certain plot of land belonging to *Konkanastha Mahar Co-operative Colony Ltd. at Khar for a School*:—Rs. 3,708.

6. Acquisition of a certain land at *Akurla, Kandivli East, for a School*:—(Rs. 27,500).

7. Acquisition of a certain plot in *township colony at Chembar for a market*:—(Rs. 77,078).

In the following cases, notification under Section 6 of the Land Acquisition Act was issued by Government.

8. Acquisition of Land belonging to *Messrs. Godrej Boyce and Co. and Messrs. Vadilal C. Gandhi and Others, Messrs. P. P. Gandhi and Others for a Development Scheme at Vikhroli*:—(Rs. 13,40,415).

9. Acquisition of certain plot in *Vile Parle (East) for a School*:—(Rs. 66,150).

10. Acquisition of certain site in *Vile Parle (West) for a School*:—(Rs. 41,540).

11. Acquisition of land at *Bhandup Village for a public sanitary convenience*.

12. Acquisition of land at *Andheri for the extension of Andheri Market*:—(Rs. 13,670).

In the following cases notification under Section 6 of the Land Acquisition Act were issued and possession of the lands was taken over.

13. Acquisition of a site for a school at *Deonar*:—(Rs. 6,300).

14. Acquisition of a plot in Vile Parle (West) for Public Library.—(Rs. 7,600).
15. Acquisition of land for chlorination Plant at Bhandup.—(Rs. 4,470).
16. Acquisition of land for a Dispensary at Marol.—(Rs. 8,340).
17. Acquisition of land for extension of Dawood Baug Road and a school at Andheri.—(Rs. 41,644).
18. Acquisition of a certain site for infectious diseases Hospital at Mithi River Bridge, Marol.—(Rs. 2,41,000)

In the following cases Government issued notification under Section 4 of the Land Acquisition Act:—

19. Acquisition of certain sites at Vile-Parle (West) for a Market.—(Rs. 99,160).
20. Acquisition of Survey No. 19 Hissa No. 1, Survey No. 20 Hissa No. 1, S. No. 21A, Hissa No. 1, S. No. 110, Hissa No. 2, of Andheri for extension of Andheri Market.—(Rs. 1,83,050).
21. Acquisition of certain plot for a public park at Bhandup.—(Rs. 1,09,725).
22. Acquisition of certain site at Chakala for Public Sanitary Convenience.—(Rs. 1,920).
23. Acquisition of certain land at Andheri for Municipal Housing Scheme.—(Rs. 1,23,730).
24. Acquisition of land at Jogeshwari for shifting the potters from Dharavi.—(Rs. 2,53,625).
25. Acquisition of land at Gowandi for housing squatters' Colony, Road and Housing:—(There is a move to re-cast the proposal).
26. Acquisition of a certain plot at Cama Road, Andheri for a Municipal School.—(Rs. 81,620).
27. Acquisition of a certain site at Turner Road, Bandra for a Municipal Market. (Rs. 1,51,100).
28. Acquisition of a certain site at Mankhurd for a School.—(Rs. 14,595).
29. Acquisition of a plot of land at Bhandup for a primary school and Harijan Quarters.—(Rs. 43,670).
30. Acquisition of land for a 25' road between Chembur and Ghatla.—(Rs. 7,662).

In the following cases Government was requested to acquire the land under Land Acquisition Act:—

31. Acquisition of certain land at Mulund for a Fire Brigade Station.—(Rs. 25,530).
32. Acquisition of land at Village Mohili and Oshivara for shifting milch cattle stables in Eastern Suburbs and Western Suburbs.—(Rs. 5,50,545).
33. Acquisition of 5 sites for sanitary conveniences in H & K Wards.—(Rs. 8,430).
34. Acquisition of a certain plot on the West of Bombay Agra Road at Ghatkopar for a garden.—(Rs. 74,852)
35. Acquisition of a certain site at Bandivli, Jogeshwari East for a market.—(Rs. 18,848).
36. Acquisition of a certain land at Khar Railway Station on the West, for housing.—(Rs. 4,08,935).
37. Acquisition of certain land at Poisar, Kandioli for a Hospital, Maternity Home etc.—(Rs. 4,17,019).
38. Acquisition of a certain plot near Kapoor's Factory at Ghatkopar for a market.—(Rs. 37,187).
39. Acquisition of two sites, one in the East and one in the West side of the Andheri for a public Garden:—Government was requested to acquire a new site on the west side of Andheri and notification under Section 4 is awaited. (Rs. 82,280).

Regarding the site on the East, notification under Section 6 was issued and possession was taken over. Hearing will commence shortly.

40. Taking on lease of a site at Jogeshwari (East) for a Municipal School.—The lease prepared by Solicitor to the Corporation is ready for being engrossed.

41. Acquisition of 8 sites for sanitary conveniences at Mahul, Ghatla, Govandi, Ghavanpada:—In case of 4 sites under acquisition Notification under Section 6 was awaited. In case of remaining 4 sites Deeds of Conveyance were nearing completion.

42. Acquisition of certain property at Malad for Offices, School, Housing etc:—Joint Survey was carried out and under Section 6 Notification is awaited. (There is a move to drop this proposal) (Rs. 2,25,265).

43. Acquisition of land at Mulund for housing:—Negotiations with the Government of India for taking over the land were in progress.

44. Acquisition of 7 sites for sanitary conveniences in K-Ward:—Joint survey for 6 sites is finished. The question of 7th site will be decided in due course. (Rs. 19,150).

45. Purchase of a certain land at Ekhar Pahadi (East Goregaon) for industry:—Corporation sanctioned the proposal. As this was a work of great magnitude the work of preparing Deed of Conveyance has been entrusted to the Municipal Solicitors, Messrs. Crawford Bayley and Co. (Rs. 9,25,453).

46. Leases of certain plots in the Bombay Housing Board Colony at Chembur for School:—Corporation sanctioned the proposals Joint survey is finished and the lease is under preparation. (Rs. 20,860 and Rs. 38,394)

47. Acquisition of certain lands at Kurla for Ward Office and Market:—The Special Land Acquisition Officer declared his award.

48. Acquisition of land at Bhandup for a Night Soil Depot:—This was an old case pending with the Prant Officer, Thana and possession was taken over during this year.

49. Acquisition of certain land at Malad for Harijan Quarters etc:—This was an old case and the Special Land Acquisition Officer handed over the possession to the Municipality.

50. Acquisition of certain lands at Kurla (Takia Ward) for a School:—This is an old case. Hearing was finished and award is awaited.

Schemes in which no Substantial Progress was Recorded.

1. Acquisition of certain land at Vile Parle (East) for construction of 60' road joining Mahatma Gandhi Road and Central Salsette track.
2. Acquisition of land for a school at Bhandup.
3. Acquisition of land for construction of 60' ft. Road off Ghatkopar Mahul Road, near Chembur level Crossing.
4. Acquisition of certain site at Andheri for garages, road widening and dispensary.
5. Acquisition of certain land at Kanjur for a Refuse Depot.

In the following cases sanction of the Corporation is being obtained. (Figures in brackets at the end of an item indicate the estimated liability).

1. Acquisition of 8 sites in L. & M. Wards at Khajuribhatti Hall Road, Pipe Road, Bail Bazar, Washi, Maroli etc., for Public Sanitary conveniences. (Rs. 9,471).
2. Acquisition of certain sites at Mulund for staff quarters of Agarwal General Hospital. (Rs. 48,510)
3. Acquisition of certain plots near Bajaj Road, Kandivli for a Fire Brigade Station. (Rs. 82,718).
4. Acquisition of certain plots of Gazdar Park Scheme, at Kandivli West. (Not to exceed Rs. 25,000.)
5. Acquisition of a certain land at Village, Pahadi, at Goregaon (West) for housing. (Rs. 4,28,480).
6. Acquisition of certain land at Kandivli, West, for housing. (Rs. 2,42,159).
7. Acquisition of certain land at Poisar Kandivli for industries and housing. (Rs. 3,30,581).
8. Acquisition of a certain plot at Kalina belonging to Bombay Housing Board for a Dispensary. (Rs. 16,686).

D.—MUNICIPAL PROPERTIES UNDER ACQUISITION BY GOVERNMENT.

1. *Acquisition of Plot No. 21, Scheme No. 57 (South) Sewri Wadala Estate by Government for University of Bombay.*—The land was notified under Section 4 of the Land Acquisition Act and during hearing of objections under Section 5A of the Land Acquisition Act the prospective lessees suggested some other plots in the vicinity but the same were not available.
2. *Acquisition of plots 24 and 25 (West) Scheme 6 Sion Matunga Estate for Post Office, Case No. L. A. Q. 254.*—The Land Acquisition Officer declared his award and possession of the plots was handed over. Municipality was awarded Rs. 46,396 which was inadequate and hence Municipality has requested the Land Acquisition Officer to refer the matter to High Court under Section 18 of the Land Acquisition Act.
3. *Acquisition of Plot Nos. 54 and 77 (West) Scheme 6, Sion Matunga Estate by Government for Welfare Co-operative Housing Society.* The land was notified under Section 4 and 6 of the Land Acquisition Act and the Municipality submitted its claim before the Land Acquisition Officer. The Award was being awaited.
4. *Acquisition of 35 plots of Scheme 58 Worli Hill Estate by Government for II Milk Dairy Plant Transport depot and Housing of staff.* The Land was notified under Section 4 and 6 of the Land Acquisition Act. Municipality has submitted its claim before the Land Acquisition Officer. The award was awaited.
5. *Acquisition of Plot Nos. 113 and 114 of Sion Matunga (East) Estate by Government of India.*—Negotiations with Government were carried on as regards Re-conveyance and lease and Drafts for Re-conveyance lease were being prepared by Solicitor to Government.
6. *Acquisition of plot Nos. 180 and 181, Sion Matunga (East) Estate for Jethumal Parasram Co-operative Housing Society.*—The Plots were notified for acquisition under Section 4 of the Land Acquisition Act on 31st March 1959.
7. *The Collector of Bombay opened negotiations with the Municipality for acquiring the following plots for Co-operative Housing Societies.*
 - (a) Acquisition of Plot No. 119 (East), Sion Matunga Estate for Paramount Co-operative Housing Society.
 - (b) Acquisition of Plot No. 266 (West) Sion Matunga Estate for Paramount Co-operative Housing Society.
 - (c) Acquisition of Plot No. 244 and 255 (East) Sion Matunga Estate for School view Co-operative Housing Society.
 - (d) Acquisition of Plot Nos. 264 and 265 of Sion Matunga (West) Estate for Paramount Co-operative Housing Society.
 - (e) Acquisition of 38 Plots, Scheme 57, Sewri Wadala North Estate by Government of India. Negotiations for recovering the compensation from Government were in progress.
8. *Acquisition of Plot No. 262 (West), Sion Matunga Estate for school view Co-operative Society.*—The plot was notified under Section 4 of the Land Acquisition Act and notification under Section 6 was being awaited.

E.—ACQUISITION FOR B. E. S. T. UNDERTAKING

1. *Acquisition of Plot No. 32, Scheme No. 6, Sion Matunga (West) Estate for B. E. S. & T. Undertaking, Bus Terminus.*—The Land Acquisition Officer declared his award and possession of the plot was handed over. In this case only lessee's interest was acquired and hence Municipality as a lessor was not paid anything.
2. *Acquisition of Plot No. 7 (South) Sewri Wadala Estate Scheme 57 for B. E. S. T. Bus Depot.*—Municipality filed its claim and the acquisition proceedings were in progress.

II.—PROGRESS OF DEVELOPMENT SCHEMES.

Existing Schemes.

Scheme 56, Dharavi Estate :—Several alternative Schemes were still under consideration.

Scheme 52, Worli Estate :—The work of closing open channel drain is in progress.

Corporation's sanction to the layout of the entire project of the neighbourhood Unit area is being obtained.

III.—SPECIAL ROADS SCHEMES.

(1) *Development of Gollanji Hill Estate* :—Layout for the development of the scheme is still under consideration.

(2) *Construction of a road on Tulsi Pipe Line land between Haines Road and Mahim Creek*—Covering of portion of open channel drain in Tulsi Pipe Line Road between Elphinstone Road and Fithwalla Road is in progress.

IV.—CHANGES IN LAYOUT.

Haji Ali Park :—The area forms portion of Storm Water Reservoir land belonging to the Government which was handed over to the Corporation with instructions to fill it with earth, and the Corporation was empowered either to lease or sell the plots with the consent of the Government so as to recoup the cost of development. The area is now fully filled up, and the Government have decided that Plots Nos. 1 to 4 and 17 to 24 should vest absolutely in the Corporation and Plot Nos. 5 to 16 should vest absolutely in the Government. Thus the Bombay Municipal Corporation will not require consent of the Government for disposing of the plots vesting in them. The Government have already started construction of some residential quarters on some of the plots vesting in them while the Corporation is proceeding with the construction of a hostel for the Nair Hospital.

There were no changes in layout in the Ex-Trust Estate.

V.—REVIEW OF THE EXTRUST AND MUNICIPAL ESTATES.

A.—Ex-Trust Section.

There were no changes in X, Y and Z lands. The changes effected in the other Ex-Trust estates are shown in Appendix No. 1.

Out of the total area of 1,39,36,000 square yards (about 2,879 acres) vesting in or acquired by the Ex-Trust as on 31st March 1959 about 37.3 per cent. remained to be developed and out of the developed area about 2.4 per cent. remained to be leased which included an area of 1,64,680 square yards reserved for Municipal purposes viz. Schools, Markets, etc.

B.—MUNICIPAL SECTION.

Plot No. 10 at Gollanji Hill admeasuring 383 Sq. yards was leased at Rs. 25/- per sq. yard while plots Nos. 1 to 3 at Haji Ali Park admeasuring 4450 sq. yards were leased to the Society for the Rehabilitation of Crippled and Disabled Children at Rs. 35 per sq. yard. The total area disposed was 4833 sq. yards, while the value thereof is Rs. 1,65,325.

The statement below indicates the progress of the disposal of the Municipal Land during previous three years. The total area available for disposal as on 1st April 1959 was about 5114 sq. yards.

DISPOSAL OF MUNICIPAL LAND.

Year.	No. of Plots.	Area in sq. yards.	Capital value Rs.
1955-56	1	2,696	Rs. 1,21,320
1956-57	1	357	8,925
1957-58	1	2,181	54,525

VI.—SLUM CLEARANCE.

1. Acquisition of land for extension of Kelewadi Bridge so as to meet Queen's Road:—As regards C. S. No. 38 of Girgaum Division negotiations for sub-leasing a part of this land to the trustees of Dawdi Borah Cemetery, were carried on with Government but the same was not agreed to. The Deed of Lease was being finalised by Government Solicitor.

2. Scheme 76, Lohar Chawl Gully Improvements Scheme, Cases Nos. LAQ./113/1 to 113/36, C.S. Nos. 927, 928, 930, 931, 932 (part), 933, 940, 941, 942, 1117, 1124, 1126, 1127, 1129, 1130, 1137, 1138, 1139, 1140, 1141, 1142, 1143, 1146, 1147, 1149, 1150, 1123 (part), 929 (part), 943 (part), 937, 1135 (part), 1125 (part) 1144 (part), 1548 (part) and 1156 (part) of Mahim Division.—Awards in respect of remaining two properties were declared. In some cases parties have gone in reference.

VII.—DISHOUSING AND REHOUSING.

It will be seen from the Appendix No. 14 that the number of tenements provided upto date in the ex-Trust estates including those erected by the Development Department and several mills exceeds the number of tenements demolished as shown below:—

(a) Tenements provided in Trust Chawls including 3 rooms & 2-rooms tenements & cottages at Matunga	10,532
(b) Tenements constructed under Municipal Housing Scheme	325
(c) Tenements provided in chawls erected by the Spring Mills, Century Mills, Kohinoor Mills, and the Devid Mills and in chawls erected by the Development Directorate on the ex-Trust estates and in the various Police Accommodation Schemes	18,870
(d) Tenements constructed by the Housing Board in ex-Trust land	1,216
(e) Tenements provided in Semi-permanent sheds erected by the ex-Trust	14,033
(f) Tenements provided in the lessees buildings	42,075
	Total
	77,051
Less.—Tenements demolished	38,719
Excess of new tenements over demolished ones	38,332

VIII.—NEW HOUSING SCHEMES.

(1) In addition to the tenements already constructed and mentioned in the previous year's report, the following new tenements were completed during the year under report:—

- (i) 48 Tenements near Surya Cinema.
- (ii) 32 Tenements at Chinchpokli.
- (iii) 112 Tenements at Wadala.
- (iv) 28 Tenements at Moreland Road.
- (v) 32 Tenements at Sewri Koliwada Transit Camp.

(2) New residential accommodation made available in the houses erected by lessees during the year comprised of 843 tenements.

(3) The management of 660 Semi-permanent rooms constructed by the Citizen's emergency Relief Committee on the Municipal and ex-Trust land for the housing of explosion victims continued to be vested in the Municipality. The demolition value of the structures payable to the City Emergency Relief Committee was approved and accepted by the Government and the Committee and the necessary funds have been provided in the budget for 1959-60.

(4) Housing for Squatters:—The number of Squatter families residing at Mankhurd and Jogeshwari Colonies was 2252 and 1738 respectively, as against 2264 and 1767 in the previous year. The site at Mankhurd Colony is being required by the Government of India for Atomic Energy Commission. Steps are therefore being taken to provide new colony for squatters at Govandi. The recoveries at both the colonies continued to be far from satisfactory owing to acute unemployment among the squatters. Legal action was started in selected cases where the squatters appeared to be of some means.

The recoveries of rent at both the colonies were Rs. 15,500 and Rs. 33,625 against the demand including arrears of Rs. 4,83,445 and Rs. 2,10,415 respectively.

The recoveries of rents of the Dormitory at Palton Road effected amounted to Rs. 48062 during the year.

The newly constructed Dormitory at Naigaum was occupied temporarily as a hostel for students of the G. S. M. College, Parel.

IX.—DISPOSAL OF LANDS.

(1) LONG LEASES.

The number of plots let during the year was 6. The total area of the land thus disposed of admeasures 6304 square yards valued at Rs. 4,02,140/-. The total number of plots disposed of upto the end of 1958-59 after taking into account 1 Plot surrendered during the year was 4269 with an area of 6014007 square yards and valued at Rs. 12,52,28,114/- yielding an annual rent of Rs. 43,12,937/-. In respect of plots for which premium or commutation amounts had not been received, the rate at which ground rent was commuted was 22½ years' purchase of plots let before 23rd November 1920 and 18 year's purchase thereafter upto May 1948. From May 1948 the ground rent for the plots was charged at 5 per cent. per annum (instead of 6 per cent. per annum charged since 1920) on the value of land and the amount of commutation was fixed at 21 times the annual ground rent (vide Corporation Resolution No. 157 dated the 6th May 1948.) Where the period of commutation expired the lessees were allowed to commute at the rate of 28 times the annual ground rent reserved (vide Corporation Resolution No. 1031 dated the 11th February 1943) but commutation now is being discouraged.

The progress in the disposal of Trust lands on permanent basis during the year is shown in Appendix No. 2.

The details of leases in each estate are shown in Appendix No. 3.

The area of the land disposed of during the year under report shows a decrease over the figures for the last year.

The amount received by way of commutation of ground rent and premium etc., during the year was Rs. 10,21,855.

The amount received by way of commutation of ground rents and premium since the amalgamation of the Improvements Trust with the Municipality are shown in Appendix No. III.

A comparative statement showing the number of permanent tenancies with the demand and collection as on 31st March of the past four years is given in Appendix No. 4.

The percentage of 26.59 of arrears could be attributed mostly to the usual tendency on the part of the new Building Tenants to withhold payment of ground rent to the extent of the cash security deposited by them with a view to getting the same adjusted towards ground rent. The main items of arrears can be classified as under:—

(1) Ground rents withheld by lessees to the extent of their security deposits	Rs. 1,46,780
(2) Ground rents in respect of plots occupied by Government of Bombay and Defence Department	1,51,900
(3) Ground rent in respect of properties vested in the Deputy Custodian of Evacuee Properties	75,237
(4) Ground rent in respect of plots against which disputes have been raised and their cases are under consideration	48,477
(5) Ground rent due from Western and Central Railways	8,590
Total	<u>4,31,020</u>

If these items are excluded, the arrears amount to Rs. 8.00 lacs which is equal to 17.28 per cent of the amount for collection.

SHORT LEASES

Five leases granted during the year including Three cases wherein extensions of periods were allowed are as shown in Appendix No. 5.

The number of vacant land tenancies of both ex-Trust and Municipal estates was 4,112 at the close of the year. The demand for vacant land tenancies in ex-Trust estate for the year under report was Rs. 822,118 and the recovery was Rs. 5,66,555 inclusive of arrears.

The Collector of Bombay requisitioned large areas of land vacated by the Defence Department in Scheme 6, Sion, 52 and 59 Worli for the Housing Commissioner and the Commissioner of Police. The rent charged for the land for these occupations came to Rs. 9,19,505 for the period ending 21st March, 1959 at the same rate at which the Defence Department was paying. As the rates of compensation were still under consideration of the Collector of Bombay, no payment was received except for occupations in Scheme 6 for which rates were settled.

X.—MANAGEMENT OF PROPERTY AND COLLECTION OF REVENUE

A.—Trust Section.

(a) *Chawls permanent*—The gross demand of 10,822 rooms including shops, godowns, rooms, etc., in the chawls for the year was Rs. 14,73,957 as on 31st March 1959 against Rs. 14,43,383 at the end of the previous year. The increase is due to the construction of a new chawl at Sion and increase in Halalkhor Tax and levy of Education cess.

The net demand for the year for all the chawls was Rs. 14,54,554 on account of the concessions allowed in rent to public bodies, Societies, Police Commissioner, etc. and some Harijan Tenants at Mazagaon chawls. The concessional rent includes the rents of rooms let out to the peons of the different departments in lieu of house-rent allowance and rent-free quarters allowed to 239 sweepers of this department. The revenue actually collected came to Rs. 14,45,329 which was equivalent to 77.66 per cent of the total outstanding including the previous arrears of Rs. 4,05,931.

The collection on account of rents from the permanent chawls during the year amounted to Rs. 14,45,329. Deducting there from the charge on account of outgoing amounting to Rs. 10,01,324 net income comes to Rs. 4,44,005.

The Capital expenditure incurred on the Chawls including the value of the land is Rs. 171.53 lacs. The Corporation have to pay interest and sinking fund charges at the rate of 4.61 per cent per annum on the capital expenditure prior to 1919-1920 and 6.35 per cent per annum on the expenditure incurred in subsequent years and 4.24 per cent in respect of those constructed after 1950. This amounts to Rs. 9.80 lacs per annum (vide Appendix 13). After deducting the amount of net income from the amount of interest and sinking fund charges the accounts for the chawls show a loss of about Rs. 5,38,710.

In order to look after the work of the sanitation of the chawls, 170 members of the conservancy staff were appointed and this work was being supervised by the Mukadams and Chawl Superintendents in charge of each group of chawls.

Sanitary propaganda was carried on by means of instructions and posters on clean and healthy living as was done in the previous years.

Schemes of awarding prizes for the maintenance of best sanitation in chawls sanctioned by the Corporation under their Resolution No. 533, dated the 9th August, 1951 was continued during the year.

Bye-laws for maintaining sanitation, etc., at municipal chawls and buildings were enforced and fines aggregating to Rs. 129 were imposed and collected from the tenants for breaches of these rules. First Aid

Sets and sick room requisites were maintained at 8 chawls-centres, Matunga Labour Camp, Dharavi and Mankhurd Colony.

(b) *Semi Permanent Sheds*:—The gross demand in respect of 4,147 rooms in the Semi-permanent sheds including the permanent ground floor rooms and sheds known as Labour Camps for the year, was Rs. 4,93,206. The net demand after excluding the amount of Rs. 468 for vacancies and Rs. 7,618 for concessional rent which was set off against the house rent allowance was Rs. 4,85,120 the revenue actually collected came to Rs. 4,77,405 which was equivalent to 79.84 per cent. of the total recoverable rent including arrears of Rs. 1,12,766 for the previous years.

General remarks on chawls and Semi-permanent sheds:—The average population in these chawls during the year 1958-59 was 72,626 as against 72,509 in 1957-58 and 63,835 in 1956-57, respectively while the corresponding figure for semi-permanent sheds including the Labour Camp were 44,041; 34,911 and 29,972 respectively. The death rate in the Ex-Trust chawls during the year was 4.28 per 1,000 against 3.5 and 3.6 in the previous years. These were exclusive of deaths not reported to the Chawl Officers as also of those that might have occurred outside the chawls in Hospitals, etc., Members of the inferior staff who were entitled to receive house-rent allowance continued to occupy rooms rent free in lieu thereof. Railway passes were issued at Municipal costs to such of the members of the inferior staff as were provided with rent-free quarters beyond one mile from their place of work. Pursuant to the Standing Committee Resolution No. 80, dated the 15th April 1946, 239 scavengers out of 409 belonging to the Department were allowed rent-free occupations and the remaining members were in receipt of house rent allowance.

The percentage of outgoings in respect of the chawls and semi-permanent sheds are shown in Appendix No. 6 on the basis of annual rental of Rs. 14,54,554 for chawls and Rs. 4,85,120 for semi-permanent sheds total outgoings being 69.72 per cent. and 78.43 per cent. respectively.

Amounts transferred to Rent Equalisation fund and Amenity fund were Rs. 1,54,277 and Rs. 51,425 respectively. The difference between the standard rents worked out on 5% of cost of land & 8½ per cent. of cost of construction of post war residential tenements and the subsidised rents actually charged, will be met from the Rent Equalisation Fund. Revenue collected from tenements constructed for slum clearance was Rs. 1,70,908 inclusive of arrears.

(c) *Acquired Premises*:—At the commencement of the year, there were 569 acquired or surrendered buildings in charge of this department containing 5,224 tenancies. At the close of the year there were 5,158 tenements in 544 Buildings (the difference being due to demolition of 25 structures during the year.)

The gross demand of 5,158 tenements in the acquired and re-entered buildings was Rs. 9,90,890. After excluding the amount of Rs. 4,273 for vacancies and Rs. 3,069 for concessions in rent the net demand for the year was Rs. 9,83,548.

The Revenue actually collected amounted to Rs. 7,88,175 which was equal to 59.80 per cent. of the total recoverable amount including arrears of Rs. 3,34,287 for the previous years. The fall in collection is due to the dispute about increased rent. The dispute was settled by refixing the rents according to Rent Act which took time.

Rawli Hill Camp:—The gross demand of 869 tenements in old military hutments at Sion-Koliwada, Rawli Camp was Rs. 67,617 and after excluding the amount of Rs. 231 for vacancies the net demand was Rs. 67,386. The recovery inclusive of arrears effected amounted to Rs. 57,159.

Summary of Revenue:—Details of the total collections of revenue from permanent leases short leases and monthly tenancies can be seen from Appendix No. 7.

Requisitioned Buildings.—The management and Collection of rents in respect of 18 properties having 467 tenancies requisitioned from private landlords for A. R. P. purposes were continued to be looked after by this department. The demand in respect of these tenancies for the year was Rs. 70,822 and the recovery was Rs. 70,633 which was equal to 69.59 per cent. of the total recoverable amount including arrears of Rs. 1,01,445.

Five rooms in Anand Bhuvan, etc., have been released to the owners during the year under report. As regards other requisitioned buildings efforts were being made to hand over the possession to the owners by providing alternate accommodation to the occupants.

Tenements constructed for the explosion victims:—660 tenements constructed at Arthur Road, Fergusson Road and at Wadala Road for explosion victims were being continued to be managed by this department. The rents collected were being credited to a separate head of account and expenditure incurred for the collection and maintenance including the payment of assessment, etc., was being met from the same account. The demand in respect of these properties for the year was Rs. 81,985. A sum of Rs. 81,874 was recovered out of the total dues including the arrears and current demand aggregating to Rs. 91,723.

During the year under review the demand and recovery of taxes aggregated to Rs. 1,17,772 and Rs. 1,41,861 respectively. The arrears due for collection at the close of the year stood at Rs. 5,10,720.

B.—MUNICIPAL SECTION.

Temporary Leases.

Details of the total collection of revenue in respect of municipal properties under Budget 'A' are shown in Appendix No. 8.

XI.—LEGAL.

During the year 907 ejection suits were filed against the tenants for subletting the rooms as also for arrears of rent, taxes, etc. The corresponding figures for such suits during the previous five years, from 1953-54 were 1516, 1922, 1410, 1360 and 878 respectively.

Three claim Suits were filed during the year under report.

An expenditure of Rs. 20,739.65 was incurred during the year for filing the suits. A sum of Rs. 13,290.13 was recovered towards Court Costs. Some of the suits are still proceeding in the court.

No new suit was filed in the High Court or City-Civil Court during the year under report.

GENERAL

(1) *Construction of additional floors on buildings on leasehold plots and motor garages, retention of temporary structures etc., in the compulsory open spaces of leasehold plots:*—During the year under review, permissions were granted as detailed in the appendix No. 9 for different purposes stated therein.

(2) *Checking encroachments, etc., on compulsory open spaces:*—In about 200 cases the lessees of plots in trust Estates were found to have made encroachments on compulsory open spaces and had allowed change of user in their properties. In all such cases, actions to remedy such irregularities were in progress and in few cases where they were considered to be technical in nature they were got regularised by recovery of extra premium or ground rent.

(3) *Plots unbuilt upon:*—At the end of the year about 195 plots the possession of which was already given to the parties were lying vacant as they could not start construction work on account of scarcity of building materials and their prohibitive-prices. There were also about 401 plots admeasuring 5,99,693 square yards agreed to be leased but possession of which could not be handed over to the Building Tenants either on account of temporary lettings standing thereon or due to want of proper access for drainage arrangements. The annual ground rent of them would amount to Rs. 8,59,845.

(4) The Corporation by their Resolution No. 697, dated the 24th October 1958 have accorded general sanction for projections such as Sun breakers and canopies at the entrance of a building.

(5) The Corporation by their Resolution No. 2142 dated the 24th March 1958 accorded a general sanction to the enclosure of otias on the basis of galleries.

(6) The Corporation by their Resolution No. 494, dated the 11th August 1958 have reserved Plots Nos. 4 and 5 (West) of Sion Matunga Estate for municipal Fire Brigade Station. They have also set aside an area of 2300 Sq. yards from the Playground behind Plots Nos. 7 to 10 of Sion Matunga (West) Estate for a municipal school.

Plot No. 2, which was formerly surrendered to the Corporation has been reserved under the same Resolution for public recreation ground-cum-Fire Brigade Parade Ground.

(7) The Corporation by their Resolution 1494, dated the 15th February 1959 have permitted the lessee and the tenant to pay either extra premium or ground rent for lofts.

(8) The Corporation by their Resolution No. 2060 dated 30th March 1959 have empowered Municipal Commissioner to sanction minor encroachments in lease hold plots.

(9) The Corporation by their Resolution No. 2110, dated the 30th March 1959 have sanctioned the change of user of Plots Nos. 1 to 6 East Agripada North for light industries so as to develop the area into a model Industrial Estate.

(10) *Reorganisation:*—Further implementation of the recommendations made by Messrs. Ibcons Ltd., on the reorganisation of this department in their Reports Nos. 21, and 22 was continued during the year.

Progress of implementation is indicated in the management control indices furnished in Appendix No. 10.

D. D. DAWALBHAKTA.
Estate Agent and Land Manager.

APPENDIX No. 1.

Statement showing the total areas of developed and Undeveloped lands in the Ex-Trust Estates.

Change in	As at the beginning	As at the end of
	of 1958-59	1958-59
	Square yds. thousands	square yds. in thousands
DEVELOPED LAND		
Area permanently leased ...	5,814	5,818
Area of Trust Chawls Sites ...	190	190
Area Sold ...	009	009
Area reserved for a Municipal Market ...	002	002
Area yet to be permanently leased ...	152	148
Total	6,167	61,67
Rent of permanently leased area (in rupees in thousands) ...	4,292	4,331
UNDEVELOPED LAND		
Area of land ...	5,197	5,197
Cost of its acquisition (in rupees in thousands) ...	18,709	18,709

APPENDIX No. 2.

Statement showing the disposal of Ex-Trust lands during the year 1958-59.

Particulars.	No. of Plots.	Area in sq. yds.	Capital Value	Annual Rent.
			Rs.	Rs.
Plots leased on —				
I Rental Basis ...	6	6,304	4,02,140	20,106
II Premium basis ...				
Total plots disposed of ...	6	6,304	4,02,140	20,106
Plots disposed of in 1958-59 or earlier but surrendered to the Municipality ...	1	2,333	76,656	4,478
	5	3,971	3,25,484	15,629
Corresponding figures for —				
1957-58 ...	6	20,227	5,68,650	28,434
1956-57 ...	23	28,892	7,69,822	38,359
1955-56 ...	3	554	4,00,560	5,953

APPENDIX NO. 3.

Number of Plots disposed of in the different Ex-Trust Estate during 1958-59.

Estate	No. of Plots.	Area in sq. yds.	Capital Value.	Annual Rent.	Premium received or receivable
			Rs.	Rs.	Rs.
Sewri Wadala ...	3	389	13,615	680	...
Worli ...	2	3,422	3,42,200	17,110	...
Dharavi ...	3	2,493	46,325	2,316	...
Total ...	6	6,304	4,02,140	20,106	...

APPENDIX No. 4

Comparative statement of demand, Collection etc. in respect of permanently leased plots.

Particulars.	1956	1957	1958	1959
(1) Number of Tenancies ...	3,353	33.71	3,411	3,445
(2) Opening balance of arrears in lacs of rupees ...	7.92	8.29	9.64	10.86
(3) Demand for the year in Lacs of rupees ...	33.95	34.56	34.78	35.43
(4) Total demand including arrears in lacs of rupees ...	41.87	42.85	44.42	46.29
(5) Amount collected in lacs of rupees ...	33.56	33.21	33.56	33.04
(6) Percentage of collection to the demand including arrears ...	80.16	77.50	75.55	72.85
(7) Percentage of collection to the demand for the year ...	98.85	96.09	96.49	93.27
(8) Percentage of arrears to amount for collection ...	19.79	22.50	24.44	26.59

APPENDIX No. 5.

Statement of short leases granted during 1958-59. in respect of Municipal and Ex-Trust plots.

Serial No.	Name of the tenant	Locality	Area sq. yds.	Period.
1	K. S. Thakaray, Chairman, Shivaji Putla Samiti	Shivaji Park Play ground, Plot No. 1.	3,496	3 years.
2	Secretary to Government of Bombay	Sewri Wadala Estate Scheme 57	20,122	10 ..
3	President, Sion Bhagini Samaj	Sion Scheme No. 6.	1,370	15 ..
4	President, Sion, Bhagini Samaj	Sion, Scheme No. 6.	307	15 ..
5	General Manager, B.E.S.&T. Undertaking, Bombay.	Imamwada chawls compound.	83.33	30 ..

APPENDIX No. 6.

Statement of percentages of outgoings in respect of chawls and S.P. Sheds.

Particulars.	Parmanent chawls.		Permanent ground floor rooms & S. P. Sheds.	
	1957-58	1958-59	1957-58	1958-59
Sanitary Staff	11.93	13.20	15.76	16.33
Pumpmen	0.21	0.24
Cost of Management & Establishment	7.50	7.50	7.50	7.50
Municipal Rates and Taxes	15.82	20.37	22.29	25.62
Repairs and Maintenance including lighting	29.30	28.41	28.19	28.98
Vacancies
Total	64.76	69.72	73.74	78.43

APPENDIX No. 7.

Summary of Revenue of B Budget properties for 1958-59.

Particulars.	COLLECTION OF REVENUE.		
	Permanent	Temporary	Total
	Rs.	Rs.	Rs.
Demand for the year	35,42,800	38,04,045	73,46,845
Arrears	10,86,319	27,67,685	38,54,004
Total	46,29,119	65,71,730	1,12,00,849
Amount collected	33,04,206	33,47,547	66,51,753
Variations in demand for the previous year carried during the year.	-4,406	-1,25,337	-1,29,743
Amount written off	89,407	4,668	94,075
Arrears as on 1st April 1959	12,31,100	30,94,178	43,25,278
Arrears as on 1st April 1958	10,86,319	27,67,685	38,54,004
Arrears as on 1st April 1957	9,64,536	23,48,110	33,12,646

Note:—Figures in appendix No. 7 are subject to reconciliation.

APPENDIX No. 8.

Summary of Revenue of 'A' Budget properties for 1958-59:—

Particulars.	REVENUE		
	Permanent.	Temporary.	Total.
	Rs.	Rs.	Rs.
Demand for the year	1,26,421	8,98,667	10,25,088
Arrears	85,016	2,83,306	3,68,322
Total	2,11,437	11,81,973	13,93,410
Amount collected	91,135	8,51,447	9,42,582
Variation in demand for the previous year carried during the year	+6	-17,539	17,533
Amount written off	53,834	17,766	71,600
Arrears as on 1st April 1959	66,474	2,95,221	3,61,695
Arrears as on 1st April 1958	85,016	2,83,306	3,68,322
Arrears as on 1st April 1957	78,194	1,77,879	2,56,073

Note.—Figures in appendix No. 8 are subject to reconciliation.

APPENDIX No. 9.

Statement of Permission granted in respect of leased plots for 1958-59:—

Description.	No. of Proposals.	Premium.	Ground Rent.
		Rs.	Rs.
Motor Garages	67	1,77,050	8,853
Additional Floors	160	7,12,165	35,608
Changes of Users	21	83,657	4,183
Miscellaneous proposals such as encroachments sitting out Basement floors, Canopies, temporary structures, Gallery projec- tions, Rewas projections ofla projections, lofts etc. etc.	432	3,94,747	19,737

APPENDIX No. 10.

Progress of Implementation of Messrs. Ibcon's Reports No. 21 and 22—

Period.	Actual Staff	Standard Staff.	Index.
Reference—	799	562	70.3
March 1953	782	562	71.8
March 1954	712	562	78.9
March 1955	705	562	80.0
March 1956	668	563	84.0
March 1957	658	563	85.0
March 1958	631	563	89.2
March 1959	631	563	89.2

APPENDIX No. 11 Capital Account. Figures in Lakhs.

Particulars	1955-56		1956-57		1957-58		1958-59	
	In the year.	To end of the year.	In the year.	To end of the year.	In the year.	To end of the year.	In the year.	To end of the year.
RECEIPT.								
Loan	...	1736.90	19.28	1,756.18	27.38	1783.56	...	1,783.56
Discount or Premium	...	-14.20	-0.19	-14.39	-0.62	-15.01	...	-15.01
Sale Proceeds	7.39	689.24	12.30	701.54	4.76	706.30	10.41	716.71
Appropriation from General Account	-4.62	-210.66	-4.56	-215.22	+7.01	-208.21	-.09	-208.30
Special contribution from Government...	...	59.00	...	59.00	...	59.00	...	59.00
Release of Debentures lodged with Govt.	...	42.60	...	42.60	...	42.60	...	42.60
Extraordinary receipts	...	25.10	...	25.10	...	25.10	...	25.10
Miscellaneous
Total	2.77	2327.98	26.83	2,354.81	38.53	2393.34	10.32	2,304.66
EXPENDITURE								
I.—On Govt. and Municipal Property—								
Schedule 'W'	...	13.50	...	13.50	...	13.50	...	13.50
Do. 'X'	...	16.20	...	16.20	...	16.20	...	16.20
Do. 'Y'	...	4.70	...	4.70	...	4.70	...	4.70
Police Accommodation Schemes	...	91.60	...	91.60	...	91.60	...	91.60
Total	...	126.00	...	126.00	...	126.00	...	126.00
II.—On the Trust own acquired lands—								
Cost of Management and Estab.	2.49	210.52	2.33	212.85	2.07	214.92	3.90	218.82
Acquisition of land	2.74	985.41	3.15	988.56	5.91	994.47	6.20	1,000.67
Chawls	14.29	191.69	5.60	197.29	4.97	202.26	17.30	219.56
Roads	10.56	512.53	6.70	519.23	6.28	525.51	14.50	540.01
Other works	1.79	56.27	2.02	58.29	4.55	62.84	7.71	70.55
Mill companies chawls	...	7.70	...	7.70	...	7.70	...	7.70
Total	31.87	1964.12	19.80	1,983.92	23.78	2007.70	49.61	2,057.31
III.—Miscellaneous—								
Office Buildings	...	4.50	...	4.50	...	4.50	...	4.50
Other items	...	12.30	...	12.30	...	12.30	...	12.30
Total	...	16.80	...	16.80	...	16.80	...	16.80
IV.—Disposal of Profits								
V.—Debentures lodged with Govt.								
VI.—Repayment of Loan								
Total	31.87	2247.97	36.28	2,284.25	53.22	2337.47	49.61	2,387.08
Balance	29.10	80.01	9.45	70.56	14.69	55.87	39.29	16.58

APPENDIX No. 12

Analysis of General Account

(Figures in columns 2 to 12 shown in lakhs.)

Year.	RECEIPTS						EXPENDITURE					Balance appropriated Capital account.	REMARKS.
	Rents.	Municipal contribution.	Share of tobacco duty.	Interest on investment.	Miscellaneous.	Total.	Maintenance.	Municipal rates and taxes.	Interest and sinking fund.	Miscellaneous.	Total.		
(1)	(2)	(3)	(3A)	(4)	(5)	(6)	(7)	(8)	(9)	(10)	(11)	(12)	(13)
	Rs.	Rs.	Rs.	Rs.	Rs.	Rs.	Rs.	Rs.	Rs.	Rs.	Rs.	Rs.	
1898-1899	1.9	1.9	1.1	0.1	1.8	
1899-1900	0.7	0.8	...	1.5	0.2	0.2	0.4	1.1	Rent received in 1898-99 was mainly rent under Schedule 'Z'
1900-1901	0.9	4.8	...	1.6	...	7.3	0.3	0.2	2.2	...	2.7	4.6	
1901-1902	1.2	4.8	...	1.5	...	7.5	0.4	0.2	2.5	...	3.1	4.4	
1902-1903	1.4	5.0	...	3.5	...	9.9	0.4	0.2	4.1	...	4.7	5.2	
1903-1904	2.6	3.5	...	2.3	...	8.4	0.4	0.4	5.7	0.1	6.6	1.8	
1904-1905	5.8	2.0	...	2.7	...	10.5	0.7	0.9	8.1	0.1	9.8	0.7	
1905-1906	9.7	2.5	...	1.9	...	14.1	1.4	1.3	10.1	0.1	12.9	1.2	
1906-1907	8.5	3.0	...	2.1	0.1	13.7	1.9	1.1	11.2	0.1	14.3	-0.6	
1907-1908	8.1	3.6	...	2.4	0.1	14.2	2.2	1.0	12.1	0.1	15.4	-1.2	
1908-1909	9.4	4.5	...	1.2	0.1	15.2	2.5	0.8	13.0	0.1	16.4	-1.2	
1909-1900	11.4	7.8	...	1.5	0.2	20.9	*3.3	1.0	16.0	0.1	20.4	0.5	*Includes interest paid to Government and the Municipality under Section 68 (1) of the old Act as shown below :-
1910-1911	14.4	8.9	...	1.5	0.1	24.9	*3.1	1.0	19.1	0.1	23.3	1.6	
1911-1912	16.6	8.6	...	2.2	0.1	27.5	*3.0	1.3	20.2	0.1	24.6	2.9	
1912-1913	18.0	9.2	...	2.0	...	29.2	*2.7	1.0	20.5	0.1	24.3	4.9	
1913-1914	20.9	9.3	...	2.5	...	32.7	*2.4	1.2	21.4	0.3	25.3	7.4	
1914-1915	23.0	9.8	...	1.5	0.1	34.4	2.7	1.5	22.4	0.3	26.9	7.5	
1915-1916	24.8	10.2	...	1.5	...	36.5	2.9	1.6	23.8	0.3	28.6	7.9	
1916-1917	27.2	11.0	...	2.5	0.1	40.8	3.1	1.7	25.8	0.2	30.8	10.0	
1917-1918	29.8	11.0	...	2.9	0.1	43.8	3.6	1.7	25.6	0.2	31.1	12.7	
1918-1919	33.2	11.5	...	2.0	0.1	46.8	3.6	2.0	25.2	0.2	31.0	15.8	
1919-1920	35.7	15.2	...	1.7	0.2	52.8	3.7	2.2	24.1	0.6	30.6	22.2	
1920-1921	37.5	15.7	...	5.4	0.5	59.1	4.0	2.4	29.4	1.0	36.8	22.3	
1921-1922	43.4	15.8	...	5.4	0.4	65.0	6.4	2.9	52.6	0.6	62.5	2.5	
1922-1923	45.0	17.9	...	4.9	0.1	67.9	7.9	3.5	64.1	-0.5	75.0	-7.1	
1923-1924	44.2	19.1	...	7.6	0.2	71.1	9.6	3.2	74.2	0.6	87.6	-16.5	
1924-1925	50.5	20.2	...	6.4	0.4	77.5	9.0	4.4	80.6	0.6	94.6	-17.1	
1925-1926	48.7	22.3	...	6.8	0.2	78.0	8.6	3.4	93.7	0.2	105.9	-27.9	
1926-1927	49.5	22.4	...	7.2	3.2	82.3	9.6	3.6	90.5	-0.3	103.4	-21.1	
1927-1928	48.5	23.1	...	6.3	2.3	80.2	11.3	3.8	90.2	...	105.3	-25.1	
1928-1929	47.6	23.0	...	3.8	1.0	75.4	10.6	2.7	90.4	...	103.7	-28.3	
1929-1930	51.0	22.9	...	2.7	0.1	76.7	10.2	2.9	89.3	...	102.4	-25.7	
1930-1931	50.2	23.1	...	2.7	0.2	76.2	10.2	3.4	92.1	...	105.7	-29.5	

Year.	Government. Rs.	Municipality. Rs.	Total. Rs.
1909-10	65,350	41,241	1,06,591
1910-11	46,440	37,841	84,281
1911-12	61,858	37,276	99,134
1912-13	68,194	37,431	1,05,625
1913-14	54,644	27,668	82,312
Total	2,96,486	1,81,457	4,77,943

* Includes an amount of Rs. 1.23 lakhs still to be adjusted.

1931-1932	49.3	23.5	...	1.4	0.1	74.3	10.5	3.3	4.3	...	108.1	-33.8
1932-1933	49.3	23.5	7.4	1.1	0.1	81.4	11.8	3.0	96.5	...	111.3	-29.9
1933-1934	49.2	32.9	11.4	3.9	...	97.4	7.5	4.4	98.2	...	110.1	-12.7
1934-1935	50.9	33.4	10.9	3.3	...	98.5	9.6	4.2	98.6	...	112.4	-13.9
1935-1936	50.3	33.4	9.8	2.8	0.1	96.4	9.5	3.8	102.3	20.8	136.4	-40.0
1936-1937	51.2	32.2	11.8	4.9	0.2	100.3	10.3	3.6	85.2	...	99.1	+1.2
1937-1938	50.6	34.4	12.4	4.6	0.6	102.6	10.5	3.3	83.1	...	96.9	+5.7
1938-1939	52.0	34.3	10.4	4.2	0.4	101.3	15.0	3.2	80.9	...	99.1	+2.2
1939-1940	53.5	37.1	9.9	3.4	0.4	104.3	16.1	3.4	80.2	...	99.7	+4.6
1940-1941	52.5	35.7	5.4	3.9	0.6	98.1	18.1	3.6	80.3	...	102.0	-3.9
1941-1942	52.3	36.9	10.0	4.0	0.3	103.5	14.3	3.4	80.0	...	97.7	+5.8
1942-1943	54.2	24.7	4.1	4.0	0.3	87.3	14.4	3.2	79.6	6.3	103.5	-16.2
1943-1944	54.7	26.3	10.0	4.0	0.4	95.4	15.2	3.2	79.5	...	97.9	-2.5
1944-1945	60.0	27.3	10.0	4.4	0.3	102.0	17.3	4.1	78.1	...	99.5	+2.5
1945-1946	60.3	28.4	7.5	4.3	0.5	101.0	20.0	4.4	77.6	...	102.0	-1.0
1946-1947	60.1	30.0	8.6	4.7	0.3	103.7	23.1	4.6	76.6	...	104.3	-0.6
1947-1948	67.9	30.0	9.2	5.5	0.3	112.9	24.2	4.4	77.1	...	105.7	+7.2
1948-1949	59.0	31.7	2.0	5.4	0.6	98.7	31.0	4.7	77.0	...	112.7	-14.0
1949-1950	60.7	32.9	10.0	5.9	0.7	110.2	29.8	4.7	76.3	...	110.8	-6
1950-1951	59.4	34.6	10.0	5.8	0.5	110.3	32.1	4.9	77.4	...	114.4	-4.1
1951-1952	60.8	36.3	10.0	5.8	0.6	113.5	28.5	5.9	76.5	...	110.9	+2.6
1952-1953	63.58	35.84	7.42	5.32	.73	112.89	33.8	9.1	75.89	...	118.79	-5.9
1953-1954	68.13	36.99	10.0	5.25	0.66	121.03	37.49	7.5	76.15	...	121.14	-11
1954-1955	71.83	39.62	10.0	5.07	.83	127.35	40.42	7.37	75.95	...	123.74	+3.61
1955-1956	68.61	37.89	6.38	3.78	.64	119.30	45.86	2.45	75.62	...	123.93	-4.63
1956-1957	6.68	43.75	5.00	4.10	.93	122.46	44.16	7.38	75.19	...	127.03	-4.57
1957-1958	67.24	44.53	14.56	4.39	.26	130.98	40.14	7.71	76.12	...	123.97	+7.01
1958-1959	67.22	46.04	7.56	2.86	.38	124.06	41.58	6.65	75.92	...	124.15	-.09
Total to the end of 1958-1959.	2454.79	1317.86	-241.72	219.07	21.63	4255.07	794.55	190.16	3446.34	32.4	4463.45	-208.38

Particulars of Municipal (Improvements) Chawls Cost, Net Annual Returns

Serial No.	Name of the Chawl.	Year in which the site of chawls appropriated or construction of chawls	Total area of the site of chawls sq. yds.	Rate per sq. yd. as in the year given in column 3.	Value of the site (Cols. 4 & 5)	Constructional cost of the chawls including 7 1/2 per cent. for management and establishment	Cost of work, value of the land and management and establishment charges (columns 6 and 7).	Interest and Sinking Fund charges on Capital outlay at 4.61 per cent. on column 8 up to 1919 and thereafter at 6.35 per cent.	Gross annual rent.	Annual profit + or - as a % of column 10-9.
(1)	(2)	(3)	(4)	(5)	(6)	(7)	(8)	(9)	(10)	(11)
1	1-4 Agripada A Chawls	1900	Sq. Yds. 7,285	Rs. 8	Rs. 50,995	Rs. 1,85,505	Rs. 2,36,500	Rs. 10,903	Rs. 33,683	Rs. -804
2	5-16 Agripada B Chawl	1903	11,925	6	81,550	5,41,639	6,13,189	28,269	81,881	-3,376
3	31-32 } 38-40 } Agripada C Chawl 45-46 }	1903	7,251	6	37,506	2,79,182	3,16,688	14,599	42,670	-1,709
4	19-24 Chandanwadi Chawls	1904	9,664	15	1,44,960	3,76,915	5,21,875	24,059	88,309	2,680
5	25-27 } 29, 30 & 31 } Imamwada A Chawls	1905	13,442	13.8	1,81,467	4,98,562	6,80,029	31,349	86,714	-6,576
6	50 Imamwada B Chawl	1905	949	13.8	12,811	19,368	32,179	1,483
7	33-37 Mandvi-Koliwada Chawls	1908	4,169	75	3,12,675	2,76,040	5,88,715	27,140	83,265	-1,928
8	52 Workmen's Cottages, Matunga	1905	944	5	4,720	12,083	16,803	774	1,660	-272
9	17-18 Nagpada A Chawls	1903	2,569	7	17,983	8,258	1,00,341	4,676	15,814	162
10	39 Nagpada A Chawl	1904	2,099	7	14,693	19,776	1,14,469	5,277	16,097	-397
11	28 Princess Street Chawls	1907	1,480	30	44,400	42,412	86,812	4,002	8,325	-1,482
12	42-44 } 47-49 } Superibaug Chawls	1910	8,081	4.8	36,364	3,39,878	3,76,242	17,345	50,484	-2,059
13	52-57 Chinhe Bunor Chawls	1913	8,496	26.66(d)	2,26,560(a)	3,79,622	6,06,182	27,945	68,452	-7,318
14	86-95 Cottage Blocks (old)	1920	2,780	10	27,800	36,069	63,869	4,056	3,964	-2,856
15	58-61 Clerk Road Chawls	1921	4,181	15	72,715	4,39,814	5,02,529	31,911	41,712	-19,281
16	62 Pais Street Chawls	1921	3,419	15	51,285	1,70,863	2,22,148	14,106	16,924	-8,982
17	63-66 Mominpura Chawls (Old)	1921	7,760	15	1,16,400	4,31,655	5,48,055	34,801	32,666	-24,910
18	67-72 Three room tenements, Scheme 5	1922	5,609	...	33,654	2,64,717	1,98,371	18,946	18,137	-18,345
19	73-78 Two room tenements, Scheme 6	1922	4,234	6	25,404	2,91,972	3,17,376	20,153	22,625	-13,302
20	79-85 Cottage Blocks (new)	1922	7,808	6	46,848	69,312	1,16,160	7,376	3,580	-6,292
21	Blocks, 1-19 Bellasis Road Chawls	1922	35,704	19	6,78,376	25,75,065	32,53,441	2,06,594	2,06,234	-1,44,147
22	1-16 Mazgaon Chawls	1922	29,081	10	2,90,810	21,77,079	24,67,889	1,56,711	1,49,274	-1,11,504
23	1 Mominpura Chawls (New)	1923	3,911	20	78,220	3,14,276	3,92,496	24,923	28,583	-16,269
24	1-23 Love Lane Chawls	1925	13,367	18.8	2,47,289	11,36,407	13,83,696	87,865	1,25,132	-49,076
25	1-10 Syednam Road Chawls	1925	12,795	16	2,04,720	7,78,071	9,82,791	62,407	78,157	-38,742
26	1-2 Palton Road Chawls	1940	3,255	25	81,365	2,32,503	3,13,878	19,931	77,397	-24,520
27	3 Palton Road Chawls	1952	1,856	50	92,777	3,48,544	4,41,321	28,024
28	A-J Sewri Chawls	1955	6,643	25	1,66,075	5,06,514	6,72,589	28,120	51,704	-12,465
29	Naigaum Chawl	1957	40.21	40	160,840	5,59,481	7,20,321	29,110	32,811	-19,175
30	Sion Chawl	1958	1,109	...	44,360	1,40,842	1,85,202	7,997	7,702	-5,665
	† Total	...	2,24,887	...	35,65,622	1,35,87,802	1,71,53,434	9,80,802	14,73,957	-5,38,71
31	† 4 Palton Road Chawls	1956	2,780	100	2,78,000	4,50,000	7,28,000	30,200	46,447	-16,136

- (a) Rs. 8-0-0 for 8 larger rooms (double rooms having partition inside A—Includes rooms rent free in li. Sweepers.
 (b) Represents loams. B—Rooms used: or Office and Stores.
 (c) This figure represents the value of Rs. 40 per sq. yd. of the site situated between the 25 road and the Railway and measuring 5,664 sq. yds. C—do temporarily occupied by Schools.
 (d) This figure is arrived at by dividing (c) by 8,496 yds. E—do do do Shops.
 F—do do do Gymnasium.
 G—do do do Godowns.
 ‡ Calculated at 4.24 per cent.
 † Chawl under Slum clearance.

Statement showing dishousing and rehousing operations on the Trust

YEAR.	NUMBER OF TENEMENTS DEMOLISHED UP TO THE END OF THE YEAR.				NUMBER OF TENEMENTS PROVIDED UP-TO								
					MUNICIPAL BUILDINGS.			(1) IN POLICE ACCOMMODATION SCHEMES (2) IN POORER CLASSES ACCOMMODATION SCHEMES (3) BY MILL COMPANIES AND (4) IN B. D. D. CHAWLS					
					One room.	Two rooms.	Larger.	Total Col. (2) to (4).	Perma- nent chawls.	S. P. Sheds.	Total Col. (6) and (7).	One room.	Two room.
(1)	(2)	(3)	(4)	(5)	(6)	(7)	(8)	(9)	(10)	(11)	(12)	(13)	
1893-99 to	29,547	5,481	3,671	38,699	10,659	4,087	14,746	18,198	160	349	163	18,870	
1956-57	120	...	120	
1957-58	2	2	24	...	24	
1958-59	18	18	
Total	29,567	5,481	3,671	38,719	10,803	4,087	14,890	18,198	160	349	163	18,870	

13.

Number of tenements, full letting value and permissible actual population.

Percentage of net annual return 30.28 of col. (10) of capital cost (col. 8).	Total Number of rooms. Columns 18+19.	Number of floors including ground floor.	Floor area of tenements including verandah.	Rent per room as on 31-3-1959 Exclusive of increase in taxes.	Economic rent Exclusive of increase in taxes.	Number of rooms living purposes.	Number of rooms let for Shops, Godowns, or Municipal purposes.	Total population	Equivalent Adults.	Maximum permissible population in adults.		Population per acre in largest groups per column No.		
										Population per tenement.	Total population.			
(12)	(13)	(14)	(15)	(16)	(17)	(18)	(19)	(20)	(21)	(22)	(23)	(24)		
4.27	312	3	Sq. ft. 175	Rs. 7 20	8 14 0	276	1-B, 5-D & 30-E	2,070	1,950	5	1,375	1,323		
4.62	658	4	110	6 20	7 10 0	926	20-E	5,695	5,359	4	3,708			
4.05	288	4	142	6 75	8 1 0	414	18-E, 1-F	2,776	2,608	5	2,065			
5.12	433	4	177	7 20	7 65	9 55	10 6 0	633	2-D, 9-E	4,222	2,971	2,656	1,808	
3.28	674	4	125	8 00	9-13, 10-1 10-5	846	2-B, 4-C & 5-D	4,475	3,850	4	3,380			
4.28	857	4	135	8 30	8 90	10 40	Rs. 9-13 10-1, 10-5 17 5 0	30	30-E, 26-G	3,610	3,375	5	1,110	1,350
2.94	278	4	176	9 00	12 7 0	4 1/2	674	...		
4.77	15	1	120	8 30	9 10 0	144	...	2,465	2,227	5	720	...		
4.26	144	4	148	8 30	9 10 0	144	3 1/2	504	2,032		
2.90	144	4	160	10 95	9 10 0	144	...	560	471	4	256	...		
4.06	64	4	136	7 45	14 2 0	64	...	3,078	2,930	4 1/2	2,155 1/2	...		
3.40	481	4	176	8 05	9 4 0	479	1-B, 1-F		
1.88	405	2	176	23 15	13 6 0	372	33-G	3,050	2,580	3 1/2	130	1,340		
2.51	14	1	275	9 25	38 0 0	5	1,070	...		
2.30	325	4	176	10 25	13 12 0	320	4-E, 1-F, 1-E	5,048	4,044	5	1,600	...		
1.80	134	4	175	9 00	15 13 0	131	3-E	1,318	1,118	5	655	...		
0.20	246	4	175	38 69	13 8 0	241	6-D	1,920	1,580	5	1,200	929		
2.15	(b) 160	4	42 50	21 90	Rs. 55, 60 & 65		
0.93	36	3	562	24 45	28 31		
1.91	72	3	338	28 31	29 62		
1.83	10	3	325	10 25	12 85		
2.20	1,549	1	176	9 00	Rs. 16-5, 18-6, 17-14	1,513	20-C, 7-D & 9-E	9,470	7,849	5	7,565	...		
...	1,305	4	176	10 95	Rs. 15-6, 15-14	1,263	36-C, 4-D & 2-E	8,897	7,733	5	50	...		
2.80	234	4	176	12 85	13 8 0	227	7-E	1,396	1,057	5	640	...		
2.41	(b) 54	4	176	11 60	16-1, 16-9, 17-1, 17-9	792	6-D, 22-E & 1-F	5,550	5,225	5	1,300	2,104		
3.10	821	4	176	23 15	10 95	11 60		
2.33	391	4	176	10 25	Rs. 15-7, 16, 16-8, 32, 33, 35	387	1-B, 1-C, 1-D & 1-E	3,016	2,616	5	25	...		
1.43	156	4	328	25 50	Rs. 15-7, 16, 16-8, Rs. 35	125	24-E, 7-G	2,410	2,255	5	630	...		
1.22	86	4	180	25 00	Rs. 35	76	4-E, 6-G		
...	194	2	180	27 00	Rs. 35	194	...	1,600	1,430		
...	120	4	150	21 00	Rs. 36-10	120		
...	24	4	237	23 25	Rs. 49-20	24		
...	10,714	28 75		
1.93	108	4	234	27 00	Rs. 35	82	26E		

* 5-B, 61-C, 35-D, 180-E, 4-F, 72-G.

14.

Estates since the commencement of the Trust.

THE END OF THE YEAR					NET ADDITION (+) OR REDUCTION (-)							
IN LESSEES' BUILDINGS					One room cols. 8+9+14.	Two rooms cols. 10+15.	Larger cols. 11+16.	Servants' quarters cols. 12+17.	Grand Total cols. 19 to 22.	In the year cols. 23-5.	To end of the year.	
One room.	Two rooms	Larger.	Servants' quarters.	Total cols. 14 to 17.								
(14)	(15)	(16)	(17)	(18)	(19)	(20)	(21)	(22)	(23)	(24)	(25)	
18,129	9,337	11,798	2,220	41,484	51,073	9,497	12,147	2,383	75,100	36,401	3,6401	
4	156	803	1	964	124	156	803	1	1,084	1,082	1,082	
2	185	656	...	843	26	185	656	...	867	849	849	
18,135	9,678	13,257	2,221	43,291	51,223	9,838	13,606	2,384	77,051	38,332	38,332	

APPENDIX No. 15.

Statement of suits filled in High Court and City Civil Court :—

Serial No.	Suit No.	Name of parties.	Situations of property.	Remarks.
1	H.C. Suit No. 2784 of 1948	Municipal Commissioner Vs. Abdulla A. Bhora-mia	Horse Stables at Bapty Road	A Decree was passed for possession, rent and compensation steps in execution of the decree as regards the recovery of possession are being taken and the same are in progress.
2	H.C. Summary Suit No 90 of 1955	Municipal Commissioner Vs. M. A. S. Meharbux and another	Three plots of land bearing Nos. 13, 14, and 15 scheme 37 of the Sydenham Road Estate.	A Decree was passed ordering the defendants to deliver up vacant possession of the property and to pay the Decreted amount. As they failed steps in execution were taken and it was proposed to take over the property along with the tenants. But however the defendants on their request were granted time to liquidate the arrears of rent and taxes by instalments. As they failed to pay the instalments regularly, action for recovery of possession is being taken.
3	H. C. Summary Suit No. 91 of 1955.	Municipal Commissioner M.C. Vs. Nabi abdulla Sheth.	Piece of land admeasuring 580 Sq. yards in Plots No. 9 at Palton Road.	Steps to recover the decretal amount are in progress.

City Civil Court suits filled for Recovery of possession and/or arrears of Rent, Tax..., etc., Suits wherein Progress was made during the year :—

Serial No.	Suit No.	Name of parties.	Situation of property.	Remarks.
1	C. C. C. Suit No. 106 of 1949	Municipal Commissioner Vs. Alimahomed V. Charolia.	Bullock and Buffalo Stables at Bapty Road.	Possession of the Plot has been taken.
2	C. C. C. Suit No. 2186 of 1951.	Municipal Commissioner Vs. Tyaballi Sulemanji.	Scheme No. 53, Bellasis Road.	Part possession obtained and the defendant is allowed to liquidate arrears along with current compensation.
3	C. C. C. Suit No. 598 of 1952.	Municipal Commissioner Vs. R. G. Pandya.	Plot Nos. 171 and 172, Scheme 60, Naigaum Estate.	Possession of the Plots taken.
4	C. C. C. Suit No. 1232 of 1952.	Municipal Commissioner Vs. Shantabai Mahadeo Koli and another (heirs of the deceased Pascal Victor).	Case No. 1145, Scheme 6, Sion Matunga Estate	Writ of possession is being issued.
5	C. C. C. Suit No. 2421 of 1952.	Municipal Commissioner Vs. Gulamhussain Sadruddin and Co.	Portion of land admeasuring 1,124 sq. yds. in Plot Nos. 239 and 240 Scheme No. 60 Naigaum Estate.	Chamber Summons was made absolute and time to vacate by 31st December 1959 has been given to the occupants.
6	C. C. C. Suit No. 2433 of 1952.	Municipal Commissioner Vs. K. S. Bhatti.	Two portions of land admeasuring 310 sq. and 220 Sq. yds. on Plot No. 5, Scheme No. 6 of Sion-Matunga Estate.	As the defendant failed to vacate by 31st July 1958 as per the consent Decree, execution proceedings are in progress.
7	C. C. C. Suit No. 2720 of 1952.	Municipal Commissioner Vs. Noormahomed Piraji.	Property situated at Chunanam Kiln Lane consisting of 3 floors in Case No 90, Scheme No. 37.	Execution proceedings are in progress.
8	C. C. C. Suit No. 239 of 1954.	Municipal Commissioner Vs. M. S. Patel.	Piece of land admeasuring 288 sq. yds. being Plot No. T in Scheme No. 37 situated at the junction of Mahomedalli Rd. and Chunanam Kilns street.	At the hearing of the notice, the Court ordered that the decree be executed against the said heirs. Obstructionist Notice was taken out and the same is pending.
9	C. C. C. Suit No. 490 of 1954. (—) 13003	Municipal Commissioner Vs. S. R. Lalwani.	Piece of land admeasuring 1,385 sq. yds. Arthur Road Opposite Shanti Nagar.	Consent Decree has been passed on 5th January 1955 whereby the defendant has been ordered to pay the decretal amount on or before 5th April 1956 and in default of such payment he has been ordered to deliver possession of the land together with structure standing thereon. As the party failed to pay the balance of the decretal amount, steps have been taken to execute writ of possession.
10	C. C. C. Suit No. 768 of 1954.	Municipal Commissioner Vs. Abdul Aziz and Another.	Piece of land admeasuring about 100 sq. yds being Plot No. 52 of East Agripada North Estate.	Decree on admission was passed whereby the defendants are given time to vacate upto 30th June 1960 and they are also ordered to pay the decretal amount.
11	C. C. C. Suit No. 2042 of 1954.	Municipal Commissioner Vs. R. R. Borikar	Two Chawls bearing Nos. 8 and 9 Mazgaon Bombay.	It is ascertained that the tenant has no assets and that there is no likelihood of any recovery. Standing Committee's sanction to write off the arrears is being obtained.
12	C. C. C. Suit No. 2061 of 1954.	Municipal Commissioner Vs. B. B. Sarang.	Piece of land admeasuring 133 sq. yds. in Case No. 84 Scheme No. 60, Naigaum Estate	As the defendant has failed to deliver the possession steps in execution were taken in the matter. However, they were being deferred.

Serial No.	Suit No.	Name of parties.	Situation of property.	Remarks.
13	C. C. C. Suit No. 2063 of 1954.	Municipal Commissioner Vs. B. D. Koli.	Piece of land admeasuring 444.4 sq. yds. in C.S. No. 1/1505 of Mahim Division to the East of Mahim Cause Way.	Execution proceedings are deferred till alternate accommodation is made available to him.
14	C. C. C. Suit No. 2326 of 1954.	Municipal Commissioner Vs. D. G. Belani.	Piece of land admeasuring 1496 sq. yds. and Plot No. 53 of the Mahim Estate situated at Lady Jamshedji Road.	Warrant of possession could not be executed against the defendants as his sub-tenants have obstructed. They have filed declaratory suits, and obtained injunction.
15	C. C. C. Suit No. 2328 of 1954.	Municipal Commissioner Vs. Jambhai Wd. of L. R. Motwani and others.	Piece of land admeasuring 2,810 sq. yds. in Scheme No. 52, Worli.	Negotiations are still in progress with the sub-tenants with a view to recognise them as tenants of the Corporation.
16	C. C. C. Suit No. 2378 of 1954.	Municipal Commissioner Vs. Noorbibi Wd. of Gulam Nabi Gulam Hussein and others.	Piece of land admeasuring 22 sq. yds. in Plot No. N-Case No. 285 in Plot No. 86 Scheme No. 37, Mahomedalli Road.	As the defendant failed to deliver up the possession steps to obtain possession are being taken.
17	C. C. C. Suit No. 2481 of 1954.	Municipal Commissioner Vs. Sherbanoo Wd. of Jaffer Devji	Piece of land admeasuring 64 sq. yds. in Case No. 9 F Scheme No. 60.	As the defendant failed to pay the instalments as per the consent Decree, steps to execute the Decree were taken. The notice issued was made absolute by the Court.
18	C. C. C. Suit No. 360 of 1955.	Municipal Commissioner Vs. Admaji Jiwaji.	Two pieces of land admeasuring 177 sq. yds. 62 sq. yds. on Plot No. 172 (Part) Scheme No. 60, Naigaum Estate.	Ex-parte decree has been passed where-by the and defendant has been asked to vacate and hand over possession of the land in question and to pay the decretal amount. The defendant has since then taken out a notice of motion to set aside the said decree. The said decree was set aside and the defendant has been given time to vacate upto 31st October 1959.
19	C. C. C. Suit No. 955 of 1955.	Municipal Commissioner Vs. V. V. Vaity.	Piece of land admeasuring 255.5 sq. yds. bearing C. S. No. 1/1505 of Mahim Division.	A consent decree has been passed whereby the defendant has been given time to vacate on or before the 31st December 1958. Steps to obtain possession are being taken.
20	C. C. C. Suit No. 1109 of 1955.	Municipal Commissioner Vs. Kazi Ahmed Gafoor.	Two pieces of land admeasuring 702 and 74 Sq. yds. on Plot No. 1 A, Mahalaxmi Flats at Fergusson Road.	Decree passed whereby the defendant is ordered to vacate on or before 30th October 1960 and also to pay the municipal dues.
21	C. C. C. Summary Suit No. 3008 of 1955.	Municipal Commissioner Vs. Mohanlal Jatashankar.	Piece of land admeasuring 879 Sq. yds. Plot No. 5, Scheme 60, Naigaum Estate.	Consent Decree passed whereby the Defendant is given time upto 31st October 1959 to vacate and to pay the Decretal amount.
22	C. C. C. Summary Suit No. 3009 1955.	Municipal Commissioner Vs. Ligaria Serrao.	Two pieces of land admeasuring 100 sq. yds. each behind the Church at Cleve land Road. Scheme No. 52.	As the defendant has failed to deliver possession, steps to execute the decree have been taken.
23	C. C. C. Summary Suit No. 3059 of 1955.	M. C. Vs. Brij Kumar Baboolaljee.	Piece of land admeasuring 755 sq. yds. in the 40' passage between Plot No.s 148 and 147-149 in Scheme No. 52, Worli.	Do. Do. Do.
24	C. C. C. Suit No. 3154 of 1955.	M. C. Vs. Messrs. Shivalal and Co.	Piece of land admeasuring 2,425 sq. yds. on Plot No. 89 and 90 (part) in Scheme No. 60, Naigaum Estate.	Decree on admission has been passed and the defendants have been given time to vacate on before 31-10-1960.
25	C. C. C. Suit No. 448 of 1956.	M. C. Vs. M. V. Rajan...	Piece of land admeasuring 15' x 20' in Block No. c-9 Site No. 117, Jogeshwari Squatters Colony at Jogeshwari.	As the defendant failed to deliver possession, steps to execute the decree are being taken.
26	C. C. C. Summary Suit No. 778-1956	M. C. Vs. Ghanshamdas Khemchand.	Piece of land admeasuring 50 sq. yds. on Site No. 42, on Drainage Filled in Channel land off Fergusson Road.	As the defendant has died after the passing of the decree, a notice is being issued against his heirs and legal representatives to show cause why the decree passed against the Defendant should not be executed against them.
27	C. C. C. Summary Suit No. 779 of 1956.	M. C. Vs. M. U. S. Hiji Badloo Rangari.	Piece of land admeasuring 900 Sq. yds. in Scheme No. 32, at Souther Street, East Agripada Estate.	Consent Decree passed whereby the defendant is given time to vacate on or before 30-6-1961 and also to pay the Municipal dues.
28	C. C. C. Suit No. 1420 of 1956.	M. C. Vs. Harnam Singh Dhanjal.	Piece of land admeasuring about 400 Sq. yds., on Plot No. 126 Scheme No. 60, Naigaum Estate.	Decree on admission obtained whereby the defendant is given time to vacate upto 26-11-1959.

Serial No.	Suit No.	Name of parties	Situation of property	Remarks.
29	C. C. C. Suit No. 1947 of 1956.	M. C. Vs. Dadabhoi T. Patel.	Piece of land admeasuring 223 Sq. yds. being Plot No. 77 (Old Plot No. K), Scheme no. 37, Sydenham Road Estate.	Decree on admission passed whereby the defendant is given time to vacate upto 31-5-1961.
30	C. C. C. Summary Suit No. 1948 of 1956.	M. C. Vs. Tehmuras Patel.	D. Piece of land admeasuring 145 Sq. yds. being Plot No. 78 (Old Plot No. D), Scheme No. 37, Sydenham Road Estate.	Do. Do. Do.
31	C. C. C. Summary Suit No. 2373 of 1956.	M. C. Vs. Jehangir Jamshe'dii.	Piece of land admeasuring 60 Sq. yds. Case No. 547-A Scheme 52, Worli Estate.	While executing the Decree, the occupants obstructed and they have been given time by the court to vacate upto 30-1-1960.
32	C. C. C. Summary Suit No. 2685 of 1956.	M. C. Vs. J. B. Irani ...	Three pieces of land admeasuring 333, 100 and 27 Sq. yds. Case No. 407, Scheme 57, Sewri Wadala Estate.	Decree on admission passed whereby the defendant is given time to vacate upto 31-1-1959.
33	C. C. C. Summary Suit No. 2696 of 1956.	M. C. Vs. M. L. Sharma	Piece of land admeasuring 163 Sq. yds. Plot No. 231, Scheme 60, Naigaum Estate.	Decree has been passed for possession and also for Municipal dues. As the defendant failed to deliver possession Chamber summons was taken out against the obstructionist. The same is pending.
34	C. C. C. Summary Suit No. 308 of 1957.	M. C. Vs. D. V. Gaonkar	Two pieces of land admeasuring 350 and 110 sq. yds. portion of Plot No. 218, Scheme 60, Naigaum Estate.	As the party paid up the entire claim for Municipal dues the suit was allowed to be dismissed.
35	C. C. C. Summary Suit No. 763 of 1958.	M. C. Vs. L. C. Suhkla.	Property bearing Case No 47 known as Pathan Chawls at Hair's Road, Scheme No. 32.	Decree passed against the defendant whereby he is ordered to deliver up possession and to pay the Municipal dues.
36	C. C. C. Suit No. 1063 of 1958.	M. C. Vs. Messrs. P. D. Singh and Co.	Piece of land admeasuring 1003 Sq. yds. on Plot No. 121, Scheme 60, Naigaum Estate.	Decree on admission has been passed whereby the Defendant is given time by the Court to vacate upto 31-3-1959.

City Civil Court suits filed for recovery of possession and/or arrears of Rent, Taxes, etc., wherein No Progress was made during the year :-

Serial No.	Suit No.	Names of parties	Situation of property	Remarks.
1	C. C. C. Suit No. 1358 of 1950	M.C. Vs. The new Citizen Bank of India Ltd.	Plot No. 2 (East) of the Sion Matunga Estate.	
2	C. C. C. Suit No. 1421 of 1951.	M.C. Vs. E.M. Joseph & Others.	Scheme No. 57, Sewri Wadala Estate.	
3	C. C. C. Suit No. 569 of 1952.	M. C. Vs. M. G. Patel	Case No. M/773, at Tulsi Pipe line.	
4	C. C. C. Suit No. 1623 of 1952.	M. C. Vs. P. T. Kripalani	Piece of land admeasuring about 135 Sq. yds. Worli Scheme No. 52.	
5	C. C. C. Suit No. 1740 of 1952.	M. C. Vs. R. D. Kapadia	Portion of land in Plot No. 228, Scheme No. 60, Naigaum Estate.	
6	C. C. C. Suit No. 1768 of 1952.	M. C. Vs. Nagesh Yawalkar.	Two portions of land admeasuring 250 sq. yds. and 200 Sq. yds. at Bodyguard Line, Mahalaxmi Flats.	
7	C. C. C. Suit No. 2061 of 1952.	M. C. Vs. Bai Banubai & another.	Portion of land of Plot No. 4A admeasuring 355 sq. yds. Scheme No 60, Naigaum Estate.	
8	C. C. C. Suit No. 2158 of 1952.	M. C. Vs. D. S. Thakur	Portion of land admeasuring 334½ Sq. yds. in cases Nos. 949 and 950 Scheme No. 57 Wadala Village.	
9	C. C. C. Suit No. 1320 of 1953.	M. C. Vs. Hirajee Dhakla Patil.	Two pieces of land admeasuring about 2,500 sq. yds and 200 sq. yds. respectively of Golanji Hill Estate.	

Serial No.	Suit No.	Names of parties	Situation of property	Remarks
10	C. C. C. Suit No. 1810 of 1953.	M. C. Vs. Fatmabibi Wd/o. A. G. Kalam and others.	Two plots admeasuring 10 Sq. yds. and 114 sq. yds., respectively in Plot No. 29, Scheme No. 37, of Sydenham Road Estate.	
11	C. C. C. Suit No. 1961 of 1953.	M. C. Vs. R. M. Kripalani	Portion of land admeasuring 84 sq. yds., in Site No. 3, in Row No. 8B, on the Play ground at Sion, Scheme No. 6, Sion Matunga Estate.	
12	C. C. C. Suit No. 2436 of 1953.	M. C. Vs. S. M. Abbas.	Piece of land admeasuring 1,200 sq. yds. in Case No. 775 Scheme No. 57 of Sewree Cross Road.	
13	C. C. C. Suit No. 495 of 1954.	M. C. Vs. Lilavatibai Wd of Gulabchand Amichand & Others.	Two pieces of set back land admeasuring 20 sq. yds. and 4 sq. yds. respectively in front of Premise at 192, Shaikh Memon Street.	
14	C. C. C. Suit No. 767 of 1954.	M. C. Vs. Virambai Wd./ of Versi Ratansy and Others.	Piece of land admeasuring 361 sq. yds. in Plot No. 4 of Scheme No. 60, Naigaum Estate.	
15	C. C. C. Suit No. 2041 of 1954.	M. C. Vs. Rita Wd. of L. J. Fernandes.	Piece of land admeasuring 75 Sq. ds. in Case No. 961A, Scheme No. 57, Sewree Wadala Estate.	
16	C. C. C. Suit No. 2062 of 1954.	M. C. Vs. D. A. Kharivalla.	Piece of land admeasuring about 125 sq. yds. in Case No. 908, Scheme No. 57, Sewree Wadala Estate.	
16	C. C. C. Suit No. 380 of 1955.	M. C. Vs. V. D. Gadge...	Piece of land in the garden area admeasuring 270 Sq. yds. Scheme No. 57, Sewree Wadala Estate.	
18	C. C. C. Suit No. 582 of 1955.	M. C. Vs. Bhadrachan Lal Bhagatram.	Two pieces of land admeasuring 160 and 70 S. yds. Scheme No. 60 Naigaum Estate.	
19	C. C. C. Suit No. 834 of 1955.	M. C. s. M. P. Banerje and Others.	Piece of land admeasuring 206, 11 Sq. yds. in Case No. 885, Scheme No. 57, Wadala Village.	
20	C. C. C. Suit No. 848 of 1955.	M. C. Vs. J. A. Fonseca & others.	Piece of land admeasuring 90 Sq. yds. in Case No. 837, Scheme No. 57, At Sewree Wadala Estate, Bombay.	
21	C. C. C. Suit No. 1421 of 1956.	M. C. Vs. Chandumal Totaldas.	Piece of land admeasuring 420 Sq. Yds. in case No. 92 Scheme No. 60, Naigaum Estate.	

City Civil Courts suits against the Corporation for Declaration and Injunction which were pending j—

Serial No.	Suit No.	Name of Parties.	Situation of Property.	Remarks.
1	C. C. C. Summary Suit No. 1 of 1957	Jamil Ahmed Din Mahmood Vs. M. C.	Room No. 1, Ground floor, Shed No. 33, Scheme 32, Haines Road, Bombay.	
2	C. C. C. Suit No. 859 of 1958.	Akberkhan Paidardkhan Vs. M. C.	Room No. 11, in S' P. Shed No. 66, Scheme No. 32.	
3	C. C. C. Suit No. 501 of 1959.	Vithaldas Ramkrishindas & Another Vs. M. C.	Plot No. 53, Lady Jamshedji Road, Mahim.	
4	C. C. C. Suit No. 502 of 1959.	(1) Vithaldas Ramkrishindas. (2) Shevaram Damannmal Vs. M. C.	Plot No. 53, Lady Jamshedji Road, Mahim.	
5	C. C. C. Suit No. 503 of 1959.	H. N. Mirchandani Vs. M. C.	Do.	
6	C. C. C. Suit No. 504 of 1959.	(1) Naraindas Hiranand (2) Bhimandas Mulchand Vs. M. C.	Do.	
7	C. C. C. Suit No. 505 of 1959.	Chhngomal Mulchand Vs. M. C.	Do.	
8	C. C. C. Suit No. 506 of 1959.	Shrimati Harji Mangharan & Another Vs. M. C.	Do.	
9	C. C. C. Suit No. 507 of 1959.	Anandram Millanmal & Another Vs. M. C.	Do.	
10	C. C. C. Suit No. 508 of 1959.	Bhimandas Mulchand Vs. M. C.	Do.	
11	C. C. C. Suit No. 509 of 1959.	Thanvardas D. Thakkar Vs. M. C.	Do.	
12	C. C. C. Suit No. 510 of 1959.	Choithram Varumal Vs. M. C.	Plot No. 53, Lady Jamshedji Road, Mahim.	
13	C. C. C. Suit No. 511 of 1959.	Mrs. Ishwari N. Shahani & Another Vs. M. C.	Do.	
14	C. C. C. Suit No. 512 of 1959.	G. N. Mirchandani Vs. M. C.	Do.	
15	C. C. C. Suit No. 513 of 1959.	Harsrai and Another Vs. M. C.	Do.	
16	C. C. C. Suit No. 514 of 1959.	Mrs. Chandra J. Mansukhani Vs. M. C.	Do.	
17	C. C. C. Suit No. 515 of 1959.	Thakurdas B. Chawla Vs. M. C.	Do.	
18	C. C. C. Suit No. 516 of 1959.	D. V. Mirchandani and Another Vs. M. C.	Do.	
19	C. C. C. Suit No. 517 of 1959.	K. T. Shahani & Another Vs. M. C.	Do.	
20	C. C. C. Suit No. 518 of 1959.	K. T. Shahani & Bhimandas Vs. M. C.	Do.	
21	C. C. C. Suit No. 528 of 1959.	A. D. Belani & Another Vs. M. C.	Do.	
22	C. C. C. Suit No. 529 of 1959.	K. T. Shahani & Jethanand. Vs. M. C.	Do.	

WATER WORKS.

Shri J. D. Daroga, M.Sc. (Eng.), (Lond.), B.E., M.I.E., A.M.Inst., C.E., A.M.I., Mech.E., M.I.P.H.E., M.R.S.H., D.I.C. (Lond.), held the post of Hydraulic Engineer throughout the year under report.

The Administration Report of Water Works Department is arranged under the following heads:—

- I.—HEAD WORKS AT LAKES AND TRUNK WATER MAINS.
- II.—MAINTENANCE BRANCH, OUTSIDE CITY DIVISION.
- III.—MAINTENANCE BRANCH, INSIDE CITY DIVISION.
- IV.—DISTRIBUTION BRANCH.
- V.—CONSTRUCTION BRANCH.
- VI.—REMODELLING BRANCH.
- VII.—SURVEY AND DESIGN BRANCH.
- VIII.—WORKS OF INTEREST.
- IX.—GENERAL.

I.—HEAD WORKS AT LAKES AND TRUNK WATER MAINS.

(1) The City of Greater Bombay derives its water supply by gravity from four lakes of impounded reservoirs namely, Tansa, Vehar, Tulsi and Vaitarna. Tansa Lake, which forms the main source of City's Water Supply, is situated 66 miles by road from Bombay. The useful storage capacity of the Tansa Lake is 40,660 million gallons. Vehar Lake situated 18 miles by road from Bombay has a total useful storage capacity of 9,120 million gallons. Tulsi Lake with a total useful storage capacity of 2,294 million gallons is situated 22 miles from Bombay. Vaitarna Lake which is 74 miles from Bombay has at present a drawable capacity of 39,500 million gallons.

(2) A total quantity of 36,941 million gallons was transferred from Vaitarna to Tansa Lake through the horse-shoe shaped Vaitarna Tunnel of 83 sq. ft. cross-sectional area. Water from the Tansa Lake is brought to the City by a masonry aqueduct and two 72" > 57" Trunk Mains for Conveyance of water. Steel Mains and one 96" diameter steel main. The masonry duct runs upto Ghatkopar following the contour of the country and is tunnelled through the intervening hills at 13 places, the valleys being crossed by 48" cast iron and 50" steel pipes in the form of inverted syphons. The alignment of the Trunk Mains is shown in Appendix I.

The 72" Tansa East main was put out of commission between Kasheli and Kapurbavdi from 2nd January 1959 in connection with the work of "Replacing the 72" East Main" in this Section.

Due to a burst on 72" West Main on 18-1-1959 in Kasheli—Kapurbavdi Section, the section of 72" West Main from Tarali to Kapurbavdi was isolated for repairs. It was found that the 72" West Main which was laid in 1924 was bursting frequently in this Section, as the bottom of the entire length of the pipe line in this Section was considerably effected due to the action of the creek. It was considered unsafe to keep this section of 72" West Main in commission and the same has been kept out of commission since then.

Due to putting out of commission both the 72" Tansa East and West Mains, the direct supply to the city has been appreciably affected.

The work of replacing 72" East Main was in progress.

(3) Appendices II and III give statistics of supply and quantity of water used for different purposes during the year. Appendix IV shows the average supply per day for the City during the last 58 years and the quota per head based on census figures. The Tansa, Vehar, Tulsi and Vaitarna Lakes recorded total rainfalls of 142.72", 151.20", 189.33" and 154.41" respectively.

(4) The Tansa Lake, the principal source of City's Water Supply overflowed for a total period of about 43 days and the total quantity of water discharged over the waste weir was 38,718 million gallons.

(5) The Tulsi Lake overflowed for about 82 days and the quantity of water discharged over the waste weir was 5,500 million gallons.

(6) The Vehar Lake overflowed for about 34 days and the quantity of water discharged over the waste weir was 5,850 million gallons. This was the 3rd time that this lake overflowed since last 22 years the last occasion being in the year 1956.

(7) The Vaitarna Lake overflowed for a period of about 97 days and the quantity discharged over the waste weir was 2,78,730 million gallons.

(8) An average supply of 186.47 million gallons per day was given to Greater Bombay during the year. Appendix V gives information regarding catchment of the lake areas, full supply levels, rainfalls, overflow contents of the lakes, evaporation, absorption and losses, etc. Appendix VI shows a graphical record of rainfall for the last seventy-one years. The figures of evaporation losses recorded at the lakes for the various months during the year under review are tabulated under Appendix VII.

II.—MAINTENANCE BRANCH, OUTSIDE CITY DIVISION.

(9) This Branch is entrusted with the work of repairs and maintenance of trunk mains, embankments, cuttings, culverts, bridges, trolley tracks, head works at the lakes, sterilization of City's Water Supply, painting of steel mains, maintenance and repairs to motor trolleys, loco and material wagons, upkeep and repairs of Tansa-Atgaon Road, removal of algae in various lakes, and maintenance and repairs to Water Works Structures in the outside City Division. Repair works pertaining

to the various plants and machinery in the Outside City Division were carried out at the Water Works Workshop at Ghatkopar which comprises of Machine Shop, Welding Shop, Smithy, Carpenter's Shop, Painting Shop, Fitter Shop, Motor Vehicle Servicing and Repairs Shop, etc. The strength of the Workshop staff including the Chlorination Plant Staff was 75 and it was classified as a "Factory" under the provisions of the Factories Act.

(10) The following are the details of the trunk mains, embankments, culverts, tunnels, etc., maintained

Maintenance of Trunk during the year:—

Mains, Embankments,
etc.

Length of steel mains	...	169.00 Miles.
Length of Cast Iron Mains	...	48.25 "
Length of the Masonry Duct	...	23.25 "
Length of the Tunnels	...	3.88 "
Length of the Embankments	...	118.00 "
Bridges and Culverts	...	362 Nos.
Length of the Trolley Track	...	81.5 Miles.

(11) There were three bursts on the trunk mains during the year. The first burst occurred on 24" Vihar Main on 7-7-1958 near the junction of Kurla-Andheri Road and Bombay-Agra Road which was repaired at an approximate cost of Rs. 8,000. The second burst occurred on 72" East Main at Mile 38/7 on 24-11-1958. The main was immediately put out of commission and repair work taken in hand. The same was repaired at an approximate cost of Rs. 800. The third burst was on 72" West Main at Mile 29/3 from Tansa which occurred on 18-1-1959. The same was repaired at an approximate cost of Rs. 88,000. Due to this burst, the embankment carrying the 96" main and 2-72" Tansa Mains was washed away, and all the three mains remained unsupported for a length of about 70 feet. One R.C.C. pedestal supporting 96" main on rollers was completely washed away and the 96" main was dangerously hanging for an unsupported length of 72 feet. The two R.C.C. pedestals supporting 96" main were also on the point of sinking, but were taken care of by filling the trench with rubble and sand bagging. For carrying out repairs it was necessary to fill up a larger crater of about 70 feet in length, 60 feet wide and 30 feet deep (1,26,000 C.ft.) having water of about 18 feet deep inside it.

Due to exceptionally heavy rains and floods, during the year under reference, a portion of about 108 ft of the embankment was washed away to a depth of about 8 ft. in mile 32/5 on 26-6-1958. Three supports of 96" Main were disturbed and one concrete block support of 72" East Main was completely washed away. The repairs were estimated to cost Rs. 59,197 which includes the construction of additional culvert for increasing the water way.

There were 44 major and 3,463 minor leaks on trunk mains which were repaired expeditiously. 104 leaks occurred on the masonry aqueduct and 692 on syphon mains during the year, repairs to which were carried out departmentally.

(12) The Duct Line from Tansa to Pogaon remained out of commission for repairs, but was used as a stand-bye for carrying water supply in times of emergency. Due to burst on 72" West Main in Kasheli-Kapurbavdi Section on 18-1-1959, and further due to the weak condition of 72" West Main in this portion, it was decided to put this portion of the main out of commission till the same is replaced by 96" main. The duct was, therefore, brought in commission from Tansa to Pogaon as a measure to make up the total supply due to putting two mains out of commission in Kasheli-Kapurbavdi Section from the month of January 1959.

(13) 20,844 R.ft. of Steel Mains of various sizes were painted during the year. 8,306 sq. ft. of stone-pitching and 1,12,641 cu. ft. of earth filling were carried out.

(14) Complete length of 48 miles of 96" Vaitarna Main was brought into commission and maintenance works such as cleaning and greasing of rollers and tightening of the expansion joints, etc., were carried out periodically. The 96" main was isolated 11 times in different sections for carrying out repairs to 46 Nos. of Expansion joints by completely opening out the joint and replacing the gland packings.

A gang of 4 Fitters I Grade and 32 Labourers was appointed for cleaning and greasing of rollers, etc. 12 Fitters II Grade, 48 Labourers were appointed for tightening of expansion joints and its maintenance. 4 posts Overseers were also sanctioned to exercise supervision of the maintenance works and maintaining the records of the same for 96" main.

(15) Extra-Ordinary repair works as per details shown under Appendix VIII were taken in hand during the year at an estimated total cost of Rs. 1,71,562.

(16) Five heavy type and six light type motor trolleys were maintained during the year at an approximate total cost of Rs. 47,000. The total mileage covered by the trolleys was 71,217 miles and by Ruston Diesel Loco was 1,800 miles. The average cost of transport by motor trolleys and loco works out to Rs. 0.64 nP. per mile. The Ruston Diesel Loco remained out of commission for a major period for want of spare parts. Mobile Units consisting of Petrol driven and Diesel driven Motor Trolleys, Jeep, Air Compressors, Welding Plants, Concrete Mixers, Outboard and In-board boat engines, Lighting sets, etc., were maintained during the year as per details under Appendix IX.

(17) The particulars of the structures maintained in the Outside City Division are given in Appendix X. All these structures including bridges and culverts were maintained from the grant under II. Water Works, A.—Maintenance, IV.—Repairs and Maintenance, (a) Ordinary, (4) Repairs and Painting to Water Works Buildings and Bridges Outside Bombay, at a total cost of Rs. 23,000.

(18) In order to maintain the purity of water received from the catchment area of the lakes, the Campaign against Trespassers and Cattle against trespass in the catchment area was continued during the year and 129 heads of cattle were impounded about 745 were driven out from the area.

In view of the developments in Powai, Vihar and Tulsi Lakes areas, a large number of cattle were found in the catchment areas of all these lakes, which have to some extent affected the purity of raw water from the lakes, as on certain occasions, the Chemical analysis of water showed traces of nitrites.

(19) Eleven gardens in the Outside City Division were maintained during the year. The Tansa and Vihar Lakes remained very popular with the public and there was a great rush of visitors to these lakes on Sundays and Holidays. The total number of visitors to the Tansa Lake was about 42,000 during the year and at the Vihar Lake, 5,40,000 against 4,32,000 during the preceding year. The amenities provided at the Vihar Lake such as Children's Playground, bathhouse, giant's castle, were fully utilised by the public. The Powai Park is getting very popular with visitors due to its natural beauty and spacious uses. During the year about 2,30,500 visitors have taken the advantage. The Bombay Electric Supply and Transport Undertaking started bus services on Sundays and Holidays to Powai and Vihar Lakes from Dadar, Andheri and Ghatkopar which has resulted in making Powai and Vihar Lakes more popular.

Now that the Government has constructed a road joining Aarey Colony and National Park which passes along the boundary of Tulsi Lake, it has now been possible for the public to have an approach to this lake for picnic and pleasure. About 32,250 visitors visited the lake during the year. A proposal to beautify Tulsi Lake is also under consideration.

(20) The Tansa Supply is sterilized by chlorine treatment at Bhandup and Powai. The dose of Chlorine varied from about 0.7 to 1.5 P.P.M. (Ammoniation was carried out since 1-10-1958 on the duct supply at Bhandup and at the Reservoirs at Malabar Hill Reservoir and Bhandarwada Hill Reservoir, the dosage being one-fifth the chlorine dose). The Vihar Supply was sterilized at the Chlorination Plant at Powai. The doses of chlorine varied from 0.7 to 2.5 P.P.M. The average draw-off from the Tulsi Lake was about 3 million gallons per day, which was first treated with Potassium Permanganate and then given Alum Treatment for coagulation of water. The use of potassium permanganate has been stopped from the month of November 1958 as it was felt that this was causing corrosion of pipes in the filter beds. All the seven rapid sand filter beds were in continuous use. After filtration the water was sterilized by Chlorine Treatment; chlorine doses varied from 1.0 to 2.7 P.P.M. The doses of Alum varied from 0.36 to 0.60 grain per gallon.

Ten numbers of staff quarters were provided to the staff of the Central Chlorination Plant at Powai.

III.—MAINTENANCE BRANCH (INSIDE CITY DIVISION).

This Branch is concerned with the maintenance of Water Works, Inside the City, comprising of repairs and maintenance of water mains, hydrants, fountains and cattle troughs, water works buildings and structures, plants and machineries, testing of water fittings, repairs and maintenance of water meters, clearing of consumer's pipes and fittings, making new connections on Municipal mains, operation and maintenance of pumping and chlorination plants at Malabar Hill Reservoir, Bhandarwada Hill Reservoir, Futka Tank Road and King Edward Road Pump House and portable chlorination plant for re-chlorination of mains. Two Terrace Gardens called Sir Pherozshah Mehta Gardens and Joseph Baptist Gardens and the Kamla Nehru Park were maintained by this Branch. Repairs works pertaining to various plants, machineries and equipments in the Inside City Division were carried out at the Water Works Workshops, DeLisle Road, Chinchpokli.

(21) A total length of 450 running miles of water mains was maintained during the year. There were 67 bursts on the mains as per details given in Appendix XI, all of which were promptly attended to. During the course of the year 72,881 works, as compared with 1,03,980 during 1957-58, were carried out pertaining to repairs to communications pipes, cleaning of chokes in service pipes, cleaning of meter strainers, giving new connections, metering of existing connections, removing and refixing of meters, etc. The total cost of materials was Rs. 1,15,000. To give speedy relief to the consumers in the event of chokage of pipes and meters, damage to meters, breaking of service pipes and connections, etc., three stand-by gangs, (viz., one gang from 1.00 P.M. to 9.00 P.M. and two gangs from 4.00 P.M. to 12.00 Midnight) were engaged to carry out emergent works. (Less works done due to shortage of fittings).

7,118 repair jobs were carried out on about 10,000 fire hydrants in the City. The additional temporary staff comprising of one Fitter and three Labourers in each Ward which was appointed in the past was continued during the year to effect speedy repairs. As a large number of Sluice Valves were required to be operated for the past few years for regulation of supply, an estimate amounting to Rs. 68,000 was sanctioned for repairs to such sluice-valves. The work was to be spread over a period of 3 years. A provision of Rs. 10,000 was sanctioned and 270 Sluice Valves ranging from 6" to 36" size were repaired.

(22) The total number of water connections to different premises in the City was 65,989, i.e., a net increase of 1,042 over the last year's figure. The number of new water connections made during the year was 1,357 against 1,406 during the preceding year. Out of 1,357 connections, 1,192 were granted at parties' cost and 165 from the Municipal funds. 15,341 trenches of varying lengths were excavated for making connections and for general repairs and maintenance work all over the City.

(23) In response to complaints received from the residents of Dadar Matunga Area due to frequent chokes in consumers pipes and fittings as a result of the presence of algae and shells in Vihar water supply to this Area, the Corporation had sanctioned funds for the cleaning of consumers pipes and fittings beyond the stop-tap in this district. The work was continued during the year and 845 connections aggregating to 2,33,551 running feet of consumers' pipes of different sizes were cleaned at a cost of Rs. 7,000 (vide Appendix XII) 348 dirt boxes of sizes from 4" to 12" were cleaned during the year.

(24) Special staff for cleaning communication pipes between the Municipal mains and the stop taps in 'F' Ward was continued during the year and 2,794 connections were cleaned (vide Appendix XIII).

(25) During the year, 2,729 meters were repaired, 2,525 were replaced, 2,892 meters were removed and fixed, 3,700 Municipal meters were tested and 527 private parties' meters were tested.

(26) 10,542 meters were cleaned during the year as against 8,467 during the preceding year. It was found that on account of periodical cleaning of meter strainers, the number of complaints due to chokes was considerably reduced.

(27) In all, 21 electrical pumps were maintained during the year at a total cost of Rs. 80,000. One new pumping pump has been put into commission for playing fountain at King's Circle Garden.

(28) In case of private premises provided with pumping sets, tenants were put to considerable hardships, whenever the pumping arrangement went out of order temporarily. With a view to giving facility to such tenants, domestic pumping sets were given on hire at a normal charge of Rs. 2 per day exclusive of transport and fixing charges. Minimum deposit of Rs. 50 is taken from the party for the security of the pump. This facility was appreciated by the public.

(29) With a view to maintaining the required standard of residual chlorine in the mains Inside the City, rechlorination was done in injecting extra dose of chlorine into the inlet mains at Malabar Hill Reservoir and Bhandarwada Hill Reservoir. A chlorination plant of gravity type has been installed at the Malabar Hill Reservoir and those of pressure type at Bhandarwada Hill Reservoir and Futka Tank. In addition to this certain mains in the City the water from which did not show good result on analysis, were re-chlorinated by means of one portable chlorinator of 4 lbs. per hour capacity. The smaller portable chlorinator of 1 lb. per hour capacity was repaired and put into commission. Another set of 8 lbs. per hour capacity was ordered out but was not received during the year. One portable chlorinator of 8 lbs. per hour capacity was utilised temporarily for chlorinating the 32" mains at Bhandarwada Hill Reservoir but now it is shifted on to 36" main.

The consumption of chlorine for rechlorination Inside the City was 2,70,318 lbs. against 1,50,690 lbs. in the previous year. In addition to this, 181 tons of ammonia was used at the Reservoir from January 1959. The total consumption of Bleaching Powder during the year 1958-59 was 84,924 lbs.

(30) Water Works Buildings comprising of Workshops, Control Rooms, Pumping Stations, Chlorination Plants, Residential Quarters for staff and tenements for low-income groups were maintained during the year at a cost of Rs. 22,000.

(31) 11 Petrol-driven vehicles, diesel motor lorry and 33 material hand-carts, were maintained for transport of men and materials. Total milage covered by the petrol engine driven vehicles was 95,156 against 79,925 last year. The diesel lorry covered 8,707 miles as against 12,337 last year. In addition to the above vehicles, 27 portable plants comprising of mobile crane, air compressors, concrete mixers, tractors, dewatering pumps, etc., were maintained during the year. For emergency fire service, three motor vans were utilised, one at 'E' Ward Office, one at 'F' South Ward Office and the third at 'G' South Ward Office. One van was used for the work of collecting samples by the Municipal Analyst throughout Greater Bombay Municipal Corporation limits.

(32) The work of testing galvanised iron pipes, cast iron pipes, galvanised iron fittings such as couplings, bends, tees, elbows, etc., brass and gun-metal fittings, such as ferrules, stop and bib taps, waste-not-taps, ball-cocks, pillar taps, globe taps, flush valves, underground and stand-post hydrants, cast-iron and porcelain water closet cisterns, canvas hose-pipes etc., was carried out during the year at the Water Works Workshop, DeLisle Road, Chinchpokli. The total number of such pipes and fittings tested was 4,58,506 out of which 3,53,849 were for private parties and the remaining for Municipal works against the previous year's total number of 4,28,554 out of which 2,84,765 were for private parties and the remaining for Municipal works. The revenue derived from testing of pipes, fittings, etc., sent by private parties amounted to Rs. 42,581.59 as against Rs. 33,255 of the previous year.

(33) During the year 3,700 Municipal meters of different sizes and 527 private meters, were tested at the Municipal Workshop for ascertaining their correctness. In addition to this 1,058 new meters were submitted by private parties for tests, of which 1,013 were passed and sealed and the remaining were rejected. The revenue derived from testing of water meters submitted by the private parties amounted to Rs. 4,009.

(34) During the year under review, no order was placed for the supply of water meters for use inside the City due to import restrictions. The total number of meters maintained in the city was 12,275 including those under repairs or spare meters for replacing those which were out of order. Details of these meters are shown under Appendix XIV.

(35) A large number of drinking fountains and cattle troughs were temporarily closed down and kept in disuse on account of fittings being stolen. Drinking fountains donated by public donors were again brought into use by replacing missing fittings. Certain playing fountains were also brought into use. Flora Fountain, which is the centre of attraction in the busy shopping and office centre, was played from 12.00 Noon to 3.00 P.M. and from 5.00 P.M. to 8.00 P.M. The fountain was flood-lit during the night. It was also renovated and painted during the last year. The proposal for providing coloured lights for this fountain is under consideration. Wellington Fountain at Museum, opposite the Council Hall was also renovated and flood-lit during the night. The King's Circle Fountain was also put in commission since 26-1-1959—Republic Day—and is greatly appreciated by public.

36. The garden along the slopes of Gibbs Road and Ridge Road known as Hanging Gardens on the top of the Malabar Hill Reservoir, Ladies and Children's Garden at Ridge Road, Kamla Nehru Park and Sir Joseph Baptista Garden on the Bhandarwada Hill Reservoir, were maintained during the year at a total cost of Rs. 41,500. Multi-coloured lights are provided in the Kamla Nehru Park and Sir Pherozshah Mehta Gardens and they are displayed on Saturdays, Sundays and Public Holidays except during the monsoons. In addition to this, when Civic Receptions were held, special illumination arrangements were made.

37. During the year under report, about 12,889 Rft. of water mains of various sizes were scraped for improving their discharging capacity with the help of the Pipe Scraping Machine.

During the year under review, number of roads were opened up by City Engineer and the contracts for laying new drainage mains. Since bigger size trenches were taken for this purpose, water mains on these works were exposed. With a view to safeguard these exposed mains, arrangements were made by this Branch to support these water mains exposed by the City Engineer or his contractors for their works.

38. The contamination of water was reported from various parts. To combat with the situation a number of old disused connections were cut off and plugged on the main. Broken pipes were replaced. Sources of contamination were investigated and necessary action was immediately taken to prevent further contamination. The work of rechlorinating the main by means of portable chlorination plant was continued.

39. With a view to improve the quality of water, the reservoirs at Malabar Hill and Bhandarwada Hill are being subjected to ammoniation treatment by using ammonia Salt salt in the water in addition to the chlorine treatment. Bleaching Powder treatment has been stopped since January 1959.

40. (a) For improving the water supply to Dr. Bhajekar's Maternity Home a small booster pump was purchased and installed by this department.

(b) A special staff has been appointed to give relief in case of water supply to the residents of premises which are in charge of Estate Agent and Land Manager. It is also proposed to provide separate water tap in each room in these premises where-ever it is permissible under the provisions of the Water Bye-Laws.

As the staff in this Branch is fully trained for execution of important and difficult works, the services of these were also used for various repairs works to water mains in Outside City Division and extended suburbs.

There was a Labour Strike for eight days in the month of June 1958. The work was, however, managed with the help of superior staff who responded meritoriously to the call of the city.

IV. DISTRIBUTION BRANCH

41. This branch deals with the distribution of water within the city limits and is divided into the three sections, viz., South, North and Central. Each of these sections deals with work of distribution and regulation of supply, short supply, complaints and court actions for enforcement of provisions of the Municipal Act relating to public and private water supply, the investigation of wastage in Municipal mains and fittings and in private premises, rewashing of leaky taps, issue of notices for defective fittings, metering of private water supply and all matters pertaining thereto.

There is a Central Control Station established at Babula Tank Road under an Assistant Engineer, Distribution (Control) for control and regulation of supply and also to deal with emergencies such as fires.

42. The post of Assistant Engineer Distribution (Special) which was renewed last year, was continued on temporary basis pending sanction of the Corporation to the creation of a separate Quality Control Branch. This is a separate branch which deals with Quality Control of water supply including rectification of defects detected and super-chlorination of water mains, gauging flow in trunk mains and distributaries by means of Pitometer, prevention of wastage of water by means of Deacon Meter testing of water mains, sounding of water mains and rewashing taps and also major problems of design pertaining to the Master Plan for water supply.

43. For the purpose of distribution of water, the city is divided into three main divisions viz., (a) areas getting supply from the Malabar Hill Reservoir, (b) those from Bhandarwada Hill Reservoir and (c) those getting direct supply. The details of areas served by two Reservoirs and the direct supply are shown under Appendix XV. The following major works for the improvement of supply were done during the year under review :—

(a) *57" New Inlet to the Malabar Hill Reservoir.*—The work of laying the 72" > 57" inlet from Dharavi to Haines Road was completed during the year and brought into commission in April 1958. With this new inlet the total daily incoming supply to Malabar Hill Reservoir was increased from 48 million gallons to 57 million gallons. With this additional quantity, the high pressure hours during the morning and evening supply periods in the Reservoir Zones was increased from 2½ hours to 5 hours.

(b) *15" Independent Pump Delivery from Syphon District.*—A new 15" main was laid from the Malabar Hill Reservoir pump house and connected to the 12" Syphon Main at Ridge Road Post Office. Prior to this, the district served by the Syphon main was given pump supply by opening a few turns of the cross-connection between the Syphon main and 12" pump main. With only one 12" delivery from the pump house feeding both districts of the 12" pump main and 12" Syphon main, it was not possible to build up adequate pressures in either districts. Since laying the new 15" main, better pressures can now be developed by pumping independently into both mains.

- (c) *57" New Inlet to Bhandarwada Hill Reservoir.*—The work of extending the 57" inlet from King's Circle to Bhandarwada Hill Reservoir was completed during the year. Owing, however, to certain minor works remaining to be done on this main between Victoria Road and Bhandarwada Hill Reservoir, this new inlet was brought into commission upto Victoria Road only in June 1958, and connected there at to the Old 48" X 36" New Tansa Inlet. The 48" New Tansa main which functioned as an Inlet main upto this time, was converted into a feeder main for Eastern Suburbs, 'F' Ward and 'E' Ward. With the commissioning of this new inlet, the daily incoming supply to Bhandarwada Hill Reservoir was increased from 17 million gallons to 22 million gallons.
- (d) *Improving supply to Eastern Suburbs.*—Chembur and Trombay areas were formerly being supplied water through 10" > 8" > 6" main taken off the 32" Vehar Main. An additional 18" main has been laid along side its alignment for major portion of its length cross-connected at several places to the old main. In order to compensate for the loss in pressure in the old main, it was necessary to maintain unduly high pressures in the 32" Vehar main at the tapping point. This was done by throttling a line valve of the 32" main at Sion. With the completion of the laying of 18" main, it was no longer necessary to maintain high pressures in 32" Vehar main, as the pressure drop in the 18" main was very small. The 32" valve at Sion has since been fully opened, with the result that the supply to the area served by this main downstream of the Sion valve has considerably improved. Though the valve on the 18" main is only kept a few turns open, the pressures in this main are high enough to give adequate pressures in Chembur and Trombay areas.

Owing to the bottle-neck caused by a portion of the 12" main in Agra Road being only 6" in diameter, there was a heavy fall of pressures in the locality adjoining this 6" main, though the pressures in the 12" main were fairly high. To remove this bottle-neck, a 24" main is being laid to replace the 6" main. This 24" main will be part of the major scheme of laying a 24" main outlet from the proposed Bhandup Hill Reservoir.

44. The supply to Greater Bombay received a severe set back during the year by the bursting of the 57" West Main at Kapurbavdi in January 1959. Before the main could be completely isolated, water gushing from the burst section completely washed out the earth from under the supports of the adjacent East Main and 96" Vaitarna Main for a length of about 200 ft. The burst occurred in the Bassein creek area and after the water had drained away into the creek it was observed that all the three mains viz., 72" East Main, 72" West Main and 96" main were overhanging a huge chasm and were in danger of collapsing. Supporting of mains was immediately commenced and boulders and large size rubble stones obtained from nearby quarries were dumped as fast as possible into the huge hollow under the mains. An improvised crib of wooden beams was then immediately prepared on top to rubble foundation to form an intermediate support under the 96" main. After the safety of this main was reasonably assured, the work of filling in rubble in the remaining part of the hollow was continued.

Though the 72" East Main was not damaged by the bursting of the West Main, it was not considered advisable to bring this main into commission as it was heavily corroded in this creek section. Both the 72" East and West Mains were, therefore, kept out of commission between Kasheli and Kapurbavdi—a length of about 3 miles. One of these two mains was, thereafter, paralleled with the 96" Vaitarna Main up of Kasheli and the supply of the other main was diverted through a 24" cross-connection to the 48" Syphon main, between Kasheli and Kapurbavdi. Downstream of Kapurbavdi these 72" East and West Mains were fed partly by the 96" Vaitarna main and partly by the 48" Syphon main. The second Syphon main was reserved for bringing the duct supply from Tansa to Ghatkoper.

With this new pattern of mains, the supply to all parts of the city and suburbs was adversely affected. As the 72" > 57" East and West mains were considerably weakened by the break, in their continuity, they were no longer able to meet the heavy peak demand during supply hours with the result that there was a heavy failure in each of these mains at the highest point in their gradient at Bhandup. To partly reduce the degree of this heavy failure, the supply hours were staggered as under :—

Ward.	...	Morning.		Evening.	
		From	To.	From	To.
'A'	...	4 A.M.	7 A.M.	8 P.M.	10 P.M.
B, C, D, E and F	...	5 A.M.	8 A.M.	7 P.M.	9 P.M.
'G' South	...	5 A.M.	7 A.M.	4 P.M.	6-30 P.M.
'G' North	...	7 A.M.	9 A.M.	8 P.M.	10 P.M.

Though the staggered hours no doubt caused some inconvenience to the residents of these zones, who, upto that time, were used to receiving supply in the early morning and early part of the evening, it nevertheless served to improve the pressures in the individual zones, by reducing the peak load demand.

45. Till the month of October, the Duct line was in commission and major portion of its supply was drawn by 'F' Ward aided by small quota from the West Main through 60" chord. After October, the Duct was put out of commission for inspection and repairs. To compensate for the supply brought by the Duct, the deficiency in the 'F' Ward supply had to be made up by drawing additional supply on the West Main. This entailed a higher peak load on this main during supply hours. To reduce the adverse effects of this peak load demand on the West main higher day-time pressures were maintained in 'G' South and 'G' North Wards. This measure coupled with a small boost on the Vaitarna main served to maintain adequate pressures in 'G' Ward even with the Duct out of commission.

As far as reservoir districts were concerned, adequate day-time supply was also being given in these districts upto January as with the commissioning of the new inlet, additional quantity was being brought daily to both the reservoirs.

Subsequent to the bursting of the West Main in January 1959, the supply position changed considerably. It was not possible to maintain the previous standard of supply in the direct supply areas during the day-time. In the reservoir districts also, the reservoirs were receiving less quota of supply daily as there was a greater demand on the inlet mains for higher boost in the direct supply areas. The day-time supply in the reservoir district was, therefore, curtailed since January.

The reduction of day-time supply in both reservoir and direct areas has naturally affected the maximum pressures reached in these areas during the supply period.

46. The average quantity of water per day brought to the city, suburbs and extended suburbs was as

Average daily quantity of water.	follows :—	
		City 152.97 million gallons.
		Western Suburbs 13.00 million gallons.
		Eastern Suburbs 15.00 million gallons.
		Extended Suburbs (West) 5.00 million gallons. (including 2 million gallons for Aarey colony.)
		Extended Suburbs (East) 0.50 million gallons.
		186.47 million gallons.

47. The hours of supply to different localities are shown under Appendix No. XX. The following

Daily regulations and hours of supply. changed was made in the Distribution System in the City during the year :—

As already stated in a previous para, satisfactory pressures could not be maintained, since January 1959, in 'G' Ward, during non-supply hours owing to the break down in the East and West Mains between Kasheli and Kapurbavdi. During the supply hours, therefore, a high degree of boost has to be given from the reservoir inlet main to maintain pressures in 'G' Ward as near normal as possible.

48. There were 2791 short supply complaints during the year as against 5101 during the preceding year. Short supply complaints. The number of short supply complaints have gradually decreased from 1953-54 when it was 23,425 (shown in Appendix No. XI.)

49. Municipal Commissioner's Notices under Section 274 of the Bombay Municipal Corporation Act, Notices and prosecutions. were issued in 273 cases and under 271(2) in 44 cases in respect of premises which were without Municipal water supply. The number of prosecutions launched during the year was 298. The number of convictions was 141 and 49 cases were withdrawn after compliance with the notices, 108 cases were pending disposal at the end of the year. The total amount of fine recovered was Rs. 2,499. Besides, the above, 5712 notices under Section 278(2) of the Bombay Municipal Corporation Act, were served on the owners for defects in water fittings excluding those in respect of unauthorised works infringing the provisions of Section 287 (A) and (B) of the Municipal Act, and non-compliance of Water Bye-Laws. Arising out of these, 642 prosecutions were launched. The number of convictions was 401 and the amount of fines recovered was Rs. 3830.

50. Court work continued to be conducted by the Ward Inspector. Reluctance on the part of the landlords to comply with our requisitions gave rise to our actions being frequently challenged on purely legal grounds and it became increasingly difficult for the Inspectors to deal with them and in some cases the assistance of the Solicitor to the Corporation was sought to conduct such contested cases.

51. The number of cases reported to the Standing Committee for severing water connections for non-payment of taxes and using unmetered water supply was 1,370 as against 1013 in the previous year. Disconnecting water supply. In 238 cases, the supply was closed but subsequently restored. In 77 cases, the water connections were cut off. In the remaining cases, the execution of disconnection orders was not carried out as the consumers complied with the Municipal requirements.

52. The total number of calls received by the Distribution Branch from the Fire Brigade Department was 1780 as against 1314 received during the previous year. Fire Attendance. Out of these 1780 calls, 387 were false and 222 were on account of collapse of houses. The total quantity of water used on fires was about 2.71 million gallons. In order to enable the staff to attend fires promptly, three vans were maintained throughout the 24 hours, one at 'E' Ward, second at F/S Ward Office and the third one at G/ South Ward Office.

53. The re-washing work done is shown in Appendix No. XVI. Rewashing. The work of house to house inspection of leaky taps and fittings throughout the city was continued.

54. 417 Pitometer observations were taken during the year to gauge the quantity of water conveyed by the trunk and the distributory mains with a view to finding out whether any of them were surcharged or under-charged. Pitometer Gauging. Several proposals for remedying defects based on these observations were made. The work was carried out by one Overseer with 13 labourers. As already mentioned elsewhere, this work is entrusted to Assistant Engineer Distribution (Special).

55. 150 Miles and 4964 feet of mains varying from 4" to 9" were tested by Deacon Meters in the city and 731 Miles and 1990 feet of mains from 3" to 72" were sounded. Testing of Mains by Deacon Meters and Sounding. As many as 15907 and 12963 underground and aboveground defects respectively were found out and repaired. Further to check up the quality of water, 18204 houses were inspected.

56. The total revenue derived from water supplied by meter measurement was Rs. 2,24,92,802. for the city only as against Rs. 1,80,76,428 during the previous year. The increase over the last year's revenue was Rs. 44,16,374. The metering programme was continued during the year. The total number of restaurants metered was 3,249 against 3,472 during the previous year. The lesser number of restaurants metered was due to shortage of water meters.
- Revenue from metered connections.**
57. 11442 Meters of sizes varying from 1/2" to 12" were maintained during the year at a total cost of Rs. 40,000 which included the cost of maintaining Venturi Meters also. The number of meters exchanged was 2,332, 495 meters were fixed on new connections and 709 meters were removed from the existing connections.
- Meters.**
58. The programme of metering supply in areas where the quantum of supply was above average, was continued during the year and 173 new properties were metered. So far properties in 'A' Ward were metered. Programme of metering was continued to 'D' Ward and extended to 'F' Ward.
- Progressive metering of domestic supply in City.**

Quality Control of Water Supply.

59. For the purpose of sampling, the city is divided into 12 Wards marked A to N (omitting letters I and J). In each ward there are 6 sampling points numbered 1 to 6 within each letter from 'A' to 'N'. Most of the sampling points are taps at public places and are so selected that the entire distribution system is covered up during one week of sampling.
- Bacteriological Analysis.**
60. Samples are collected by a mobile trained squad of the Municipal Analyst's Department every day except Sunday, from each ward. As many areas of the city receive intermittent supply, sampling was done between 4.00 P.M. to 11.00 P.M.
61. During the month of February, there was an out break of Jaundice in the Colaba Military Area and Kalbadevi Area. Extensive sampling was done in these particular areas to check up the quality of water.
62. Bombay is an International port of call for large Ocean going vessels, including American Tourist Liners. They take tons of water from Bombay Port. This being so, special samples were taken throughout the Bombay Port Trust Docks. During the year under report, 424 such samples were taken and cent per cent of them were free from Coliform organism. This is a record, no other International Port in the world can boast of.
63. Samples were collected each day from like numbered sampling points in each lettered ward from 'A' to 'N' and while collecting the samples, the residual chlorine was determined with the help of chloroscope. The sampling points were thus rotated each day to cover the entire ward in six days. The next week the procedure was repeated. Under this procedure 72 samples were collected each week. Further about 8 samples were collected once a week from the separate sampling points inside the Bombay Port Trust Area. The total number of routine samples thus collected during the year was 4,023, for a population of 30 lacs in Greater Bombay, thereby conforming to the International Standard for Drinking water published by the World Health Organization only recently which stipulates a frequency of one sample per month for bacteriological examination per 10,000 persons of population.
- Sampling Procedure.**
64. In addition to the above, special samples were collected daily by Inspector Microbiology from particular premises based on the lists of daily admittance of Typhoid cases to the Arthur Road Hospital, furnished by the Health Officer and also from the areas where complaints of water having offensive odour or germs were reported. The total number of samples thus collected during the year was 2,205.
65. Investigations of samples reported to contain Aerobacter Aerogenes type Bacteria showed that it was due to accumulation of silt and vegetable matter at the dead ends of water mains, Duckfoot bends of Hydrants, worn-out sluice valve packings and in incrustated service pipes. In case of samples containing E. Coli Bacteria indicating faecal pollution, investigations revealed that it was due to breaks in water connections in close proximity of overflowing Dhapa Drains and Manholes.
- Evaluation of Samples.**
66. When a sample was reported to contain Aerobacter Aerogenes type Bacteria, the Hydrants in the locality were flushed, the connection of the sampling point cleaned from ferrule to stop-tap after which a fresh sample was taken. When a large number of samples in a particular area were reported to contain Aerobacter Aerogenes type bacteria, the water mains and water connections including consumer pipes in the area were sounded and the defects such as leaky service pipes, leaky sluice valves and hydrants were rectified and the water main superchlorinated with the portable chlorinator after which fresh samples were taken.
- Rectification Works.**
67. When a sample was reported to contain E. Coli Bacteria, the sampling point connection was checked from ferrule to stop-tap to ascertain whether there any breaks in the water connection in close proximity of Dhapa Drain and manholes. A fresh sample was taken from the sampling point after effecting necessary repairs. If there was no defect in the sampling point itself, a large number of samples were taken on the water main feeding the sampling point and adjoining areas. In case a large number of samples in the area were reported to contain E. Coli and Aerobacter Aerogenes bacteria superchlorination of the water supply in the area was immediately started with the portable chlorinator. Simultaneously, sounding of water mains and its appertenances, water connections and consumer pipes was done and the defects detected, such as, breaks in water connections and consumer pipes, etc., were removed. Corroded and broken connections were renewed and disused connections, disconnected near stop-tap in the past, were cut off on the water main after which fresh samples were taken.
68. During the month of January 1959, there was an epidemic of jaundice in the Colaba Military Area. Sounding of water mains and appertenances, and water connections and consumer pipes in the area was immediately done. The major defect detected was the collapse of a 4" Deacon meter connection inside Dhapa Drain. The connection was immediately disconnected from the water main and the supply superchlorinated. Simultaneously, the Military authorities cleaned up all the storage tanks in the area with Bleaching Powder. Sounding
- Outbreak of Jaundice Epidemic.**

was repeated thrice and other minor defects rectified such as renewal of corroded and broken connections, etc. The Military authorities renewed the consumer pipes at the same time. Superchlorination was continued for over 60 days until the epidemic disappeared.

69. During the months of February-March, there was an epidemic of jaundice in the Kalbadevi Area, particularly in Dadyseth Agiary Street and adjoining area. Intensive sounding of water mains and water connections and consumer pipes in the whole area was immediately undertaken. About 50 disused connections in the area disconnected near the stop-tap in the past, were found broken in close proximity of overflowing Dhapa Drains and Manholes. They were immediately cut off on the water main and water supply in the area superchlorinated with the portable chlorinator. The practice of disconnecting of service connections (of buildings) not required, near the stop-tap instead of on the water main has been put to a stop since long. The City Engineer, who was informed of the choked drainage system in the area, took action to clean up the drainage system. The epidemic was brought under control, with the concerted action described above.

70. The International Standards for drinking water published by the World Health Organisation in 1958, stipulates that "In 90 per cent of the samples examined throughout any year coliform bacteria shall not be detected." In prescribing the above high and rigid standards, the said publication mentions that although there is no doubt that this is a standard that should be aimed at everywhere, there are many areas in which the attainment of such a standard is not economically or technically practicable.

71. It is gratifying to note that Bombay's water supply conforms to this rigid International standard. Out of 4,023 routine samples taken during 1958-59, in 90.1 per cent of the samples, coliform bacteria was not detected.

72. In addition, Inspector Microbiology of this Department collected 2205 special samples out of which 515 were found unfit. Investigations revealed that the unfit samples were mainly due to broken or corroded communication and consumers pipes. Immediate action was taken to repair the broken communication pipes and corroded portions were renewed. Similarly consumer pipes were repaired and renewed departmentally under Section No. 287 A of the Bombay Municipal Corporation Act.

73. 15 samples for chemical analysis are taken once a fortnight, 3 from the lakes Tansa, Vihar and Tulsi of untreated water collected by Assistant Engineer, outside City, and 12 of treated water from the distribution system, one per ward marked 'A' to 'N' omitting the letters 'I' and 'J', collected by the Municipal Analyst.

74. During the year 288 samples of treated water were taken from the Distribution System and cent per cent of these were found fit. Out of the 72 samples of untreated water from the lakes, 18 samples were considered unfit on chemical examination as they were found to contain traces of nitrites, which, however, has no effect on the health or on the acceptability of attractiveness of the water according to the International Standards for drinking water.

V.—CONSTRUCTION BRANCH

75. Service mains were laid in fully developed areas and in streets, where the existing mains were found to be undersized or old, and required to be replaced. Feeder mains were also laid in certain areas where they were needed. The particulars of works are shown under Appendix XVII.

76. The following works were carried out on behalf of other departments of the Corporation :—
Departmental Works.

- (1) Raising 6" water main and 1½" and 1½" Galvanised connection at Haines Road and Ferguson Road for the City Engineer's Department.
- (2) Raising 3" and 1/2" connections, that were crossing the open storm water drain at Globe Mill Passage Lane for City Engineer's Department.
- (3) Shifting of C. I. main at Sion Road foundation for City Engineer's Department.
- (4) Diverting 5" main in Sk. Memon Street at Lohar Chawl for City Engineer's Department.
- (5) Lowering 1/2" and 1½" G. I. and 6" C. I. Main at Tulsi Pipe Road near Phonex Mill and Sun Mill for City Engineer.
- (6) Providing 3" main with Stand Post Hydrant Opp. Plot No. 10, Sion Road.
- (7) Laying 4" water main at Sion-Matunga Estate for 96 tenements of Plot No. 290 (c), Bldgs. 1 to 12, Sion Matunga East for Asstt. Engineer Housing (City Engineer).
- (8) Laying 4" hydrant main in the road of M. P. Mill Compound at Tardeo.
- (9) Laying 4" water main for the proposed 112 tenements at Azad Nagar near Sewtee Cross Road for Asstt. Engineer, Housing (City Engineer.).
- (10) Lowering 6" water main at Haines Road near KOREAS INDIA LTD., for City Engineer.
- (11) Laying 4" water main for the proposed construction of 120 tenements at Dharavi Labour Camp for Asstt. Engineer- Housing (City Engineer).
- (12) Laying 9" > 6" water main in 20' wide passage and 40' Scheme Road North of Sion Sluice House near Sion Koliwada for.

- (13) Laying 3" C. I. water main with 3 stand post hydrants for 112 tenements at Haines Road for City Engineer.
- (14) Laying 3" C. I. water main to connect 9" main in Cannought Road for increasing water suppl to Hippo-Pond in Victoria Gardens for Superintendent of Gardens.
- (15) Transferring of House connections at Sk. Memon Street from 1st Ganesh Wadi to junction, Kalba-devi for City Engineer.
- (16) Laying 4" Hydrant main in the compounds of Love Grove Purification Works for City Engineer
- (17) Removing 5" G. I. main and shifting 4" meter to Road No. 32, Sewree Wadala for City Engineer.
- (18) Raising 3" G. I. main at the junction of Tulsi Pipe Road an Khed Gully for City Engineer.
- (19) Lowering 9" C. I. Main near Prakash Mills for City Engineer.
- (20) Raising 4" water main at Tulsi Pipe Line Road between Elphinstone Road and Khed Gully for City Engineer.
- (21) Removing 5" G. I. Line at Road No. 15, Sewree Wadala for City Engineer.

77. The following works were carried out on behalf of private parties —

Private parties Works.

- (1) Making 8" X 4" connection at Victoria Road for Colaba Land Mills (Private) Ltd., Colaba.
- (2) Making 6" X 3" connection at Chinchpokli and Ghorupdeo Road for M/S. United Mills Ltd.
- (3) Laying 6" feeder main at Kalachowky Road for Dock Workers Labour Board.
- (4) Remodelling Churchgate Station—Shifting Stand Post Hydrant thereat for Western Railway
- (5) Diverting 6" water main in the road behind "Sachivalaya" Building at Back-Bay Reclamation for Government of Bombay.
- (6) Making 2 Nos. of 4" connections inside the compounds at Colaba—for M/s. J. J. Charity Fund
- (7) Making 6" X 4" connection at Parel Road for M/s. Jam Manufacturing Ltd (Jam Mill No. 1).
- (8) Making 6" X 3" connection at 160-E, Girgaum Road for Hon. Secretary, Girgaum Co-operative Housing Society.
- (9) Making 6" X 3" connection at Padamjee Pav-walla Street for M/s. Pheroze P. Pandola (M/s. Duke and Sons).
- (10) Making 12" X 3" connection at Chinchpokli Road for Voltas Ltd.
- (11) Making 9" X 3" connection for M/s. Maratha Mandir Ltd., Bombay Central.
- (12) Laying 4" water main at Sion Railway Station for Central Railway Staff Quarters.
- (13) Making 24" X 3" connection at Frere Road for Std. George Hospital, Bombay.
- (14) Making 3" connection to Bombay Port Trust Administrative Office at Cochin Street, 'A' Ward
- (15) Making 6" X 6" connection at Wadala for Bombay Port Trust.
- (16) Making 48" X 3" connection at Koliwada for Central Railway.
- (17) Making 12" X 4" connection at Mori Road for M/s. Navjivan Co-operative Society.

78. In view of frequent complaints of shortage of water supply, expeditious measures were required to be taken for immediate relief to the consumers. The works as shown in Appendix XVIII were carried out for improving the Supply.

79. The length of the 57" steel mains in the City, which were laid in the year 1926, is about 11.5 miles. It has been found that at many places heavy corrosion has set in, due to salty sub-soil water, resulting in puncturing of plates at several places and bursts at some places also. It has, therefore, become expedient to take immediate measures to provide protection by constructing cement concrete monolithic encasing by reinforced guniting and patch-plating. The Corporation approved of such a scheme at an estimated cost of Rs. 70,00,000. In the year under report, 4463 Rft. of steel mains were gunited. Previous length gunited is 20,048 Rft., thus bringing the total length gunited to 24,511 Rft. Further work is in progress in Khed Gully East and Gokhale Road South.

VI.—REMODELLING BRANCH

80. Under Resolution No. 116 of 24th June 1955, Corporation had accorded approval to the plans and estimates amounting to Rs. 83,74,779 for 33 works included in the original scheme of remodelling the distribution system in the City. As a result of closer study, several modifications were considered necessary in the original scheme. Some of the modified proposals are as shown below :—

Modification of the Remodelling Scheme.

- (1) Laying 18" outlet main from Malabar Hill Reservoir to Hornby Vellard along Napean Sea Road and Bhulabhai Desai Road.
- (2) Laying 48" Mandvi-Pydhonie-Kumbharwada outlet along Nesbit Road.
- (3) Laying 24" main in New Nagpada Road, and to extend the same along Bellasis Road upto Sukhlaji Street.
- (4) Laying 18" main in Reay Road and Frere Road from Kalachowki Road to Carnac Bridge.

Estimates for several other works, which were framed 5 years ago, have been revised due to increased cost of pipes and other materials.

The original scheme comprising of 33 works which was estimated to cost Rs. 83,74,779 has been modified to 26 works estimating to cost Rs. 87,27,075.

The total expenditure incurred upto 31st March 1959 was Rs. 52.47 lakhs.

81. Following works were in progress in the year under review :—

Works in progress during the year.

- (1) Laying 24" main in Ebrahim Rahimtoola Road and Mahomedali Road.
- (2) Laying 24" main in Zakeria Musjid Street from 48" Mandvi Outlet.
- (3) Structural alterations in the old Control Room at Bhandarwada Hill Reservoir and the opening in the existing compartments of the reservoir.
- (4) Laying 15" main in Ridge Road for converting 12" Syphon main into pump supply main.
- (5) Laying 48" Mandvi Pydhonie Outlet from Bhandarwada Hill Reservoir.

82. Following work was carried out on behalf of Vaitarna-cum-Tansa Scheme :—

- (1) Laying 48" steel pipes and providing sluice valves within the reservoir limits for 57" > 48" Inlet arm of Bhandarwada Hill Reservoir.

83. The following work was carried out on behalf of Maintenance Section :—

- (1) Removing 36" hand operated sluice-valve, and providing 48" electrically operated valve on 50" inlet arm at Malabar Hill Reservoir.

84. Particulars of various lengths of pipe lines laid by this branch during the year are as shown in the Appendix XIX.

85. The plate bending machine installed at Souter Street was operated satisfactorily during the year under review. Altogether 960 Rft. of steel pipes of various diameters were fabricated departmentally for various works in the City and Suburbs. Further as C. I. Specials were not readily available with the Controller of Stores, the same were fabricated from steel plates departmentally. About 250 Cwt. of specials, such as branches, bends, collars, etc. were fabricated.

VII.—SURVEY AND DESIGN BRANCH

86. Several proposals for laying water mains for improvement of water supply of Greater Bombay were formulated during the year. The Survey Branch prepared plans and estimates for areas covered by various budget heads as follows :—

	Budget.	Plans.	Estimates.	Cost.
				Rs.
'A'	...	98	98	87,92,536
'D'	...	39	39	26,13,235
'F'	...	87	87	81,89,409
Total	...	224	224	1,95,95,180

87. 986 estimates of compounded water charges for water used for construction purpose in the City were framed against 1,155 in the preceding year, resulting in a total revenue estimated to yield Rs. 8,21,750 as against Rs. 8,43,266 in the preceding year. In addition, 1528 estimates in the suburbs including the extended suburbs, as against 1255 in the preceding year, were framed resulting in a revenue estimated to yield Rs. 5,85,570 as against Rs. 4,21,646 in the preceding year.

88. Statement and reports of (a) lake level, (b) storage of water in lakes, (c) discharge through trunk mains, (d) rainfall in different districts, (e) bacteriological and chemical analysis of water, (f) short supply complaints, (g) chlorine and ammonia dosages (h) exhaust water from hydrostat, (i) pressure charts, (j) venturi meter charts, were prepared and maintained. The statement in respect of Item Nos. (a), (b), (c) and (d) were submitted to the Standing Committee every month and during monsoon, every week.

89. With a view to collect the records of Municipal lands acquired or purchased from time to time for the extension of water works from 1886, special staff to search various records and conduct survey at site, was continued during the year. The work started in August 1956 and by the end of the financial year, scrutiny of records of lands along pipeline in Bombay Suburban District and in case of Thana District in respect of lands in Salsette, Bhivandi and Shahpur Taluka, was completed.

90. With a view to make the records of water mains in the suburbs up-to-date, special staff for carrying out survey of water mains was appointed in April 1957 and the survey of water mains of L, M and N, and part of K Ward was completed, covering a length of about 117 miles of water mains of different sizes. This work was completed by appointing special staff for a period of 3 months from 15-12-58 to 14-3-59 from The Survey of water mains in wards L, M, N, H and K, covering a length of 449 miles was completed.

VIII.—WORKS OF INTEREST

91. Two 57" Tansa Steel Mains between Marol and Santa Cruz are mostly underground and were on inspection found corroded. Therefore 900 Rft. of both East and West 57" Tansa Steel Mains are guniting during the year under review and the work of guniting further double length of the said mains 900 Rft. is in progress at Vakola. The cost of the above work will be about Rs. 1,39,000.

92. With a view to facilitate easy inspection and maintenance of steel mains and also to prevent them from sagging on account of settlement, it was proposed to raise the steel main on cement concrete blocks. The concrete blocks have been provided under two 72" mains at 28' C/C between Tansa and Pachhapur. 3 miles length out of 6 miles 2 furlongs length have been brought on concrete blocks during the year under review and at present the work is in progress at Mohili. The cost of this work will be Rs. 3,64,000.

IX.—GENERAL

93. The details of the Superior Staff of the Water Works Department are shown in Appendix XXIII. The total number of scheduled superior staff during the year was 224 so far as 'A' Budget is concerned, and the Establishment cost thereof amounted to Rs. 5,93,369 while the labour staff during the year numbered about 1855 and its establishment cost was Rs. 8,29,522. The temporary staff, both Superior and Inferior, was 33 and 1293 respectively with a total establishment cost of Rs. 7,05,779.

94. During the Year under report, a Joint Council for the Executive Staff, consisting of 5 Officers of the Department with Hydraulic Engineer as Chairman and 3 members of the staff representing the Bombay Municipal Executive Staff Union with the Hon. General Secretary of the Union was formed and had one meeting.

The Joint Labour Council consisting of 5 Officers of the department with Hydraulic Engineer as the Chairman, 5 members of the staff consisting of Labour representatives and Labour Officer as the Ex-Officio member was also existing but no meeting was held owing to the officials and Secretary of the Union being very busy with other matters.

95. The welfare centre at Ghatkopar Cross Connection is equipped with radio and several indoor games like Carrom, Draughts, Ping Pong, etc. In addition, a small plot in the vicinity of this structure was used for outdoor games like Holley Ball, Hututu, Badminton, Cricket, Scout Band, etc. One Sewing Machine has been provided for, in the centre and several ladies of the Municipal employees are taking advantage of the same. Ganapati Festival was also celebrated for seven days during the year. The function was well attended to by the labour staff. Sports amongst the ladies and children were arranged and prizes were distributed to the winners. Free Film shows were arranged at the centre showing films on Health, Sanitation and Prohibition. The daily attendance in the centre including gents, ladies and children is average about 60 to 70 persons. A scheme for opening similar centres in the Northern Division is also under consideration. A radio at Tansa for the recreation of the labour staff working at Tansa has been provided during the year.

96. During the year there were five dispensaries working in the Outside City Division of this department with one Medical Officer and four compounders and First Aid Mistry. These dispensaries has been as follows:—

Dispensary.	New Patients.	Old Patients.
(1) Ghatkopar	4,816	3,917
(2) Travelling	416	Nil
(3) Kapurbavdi	3,113	2,016
(4) Agra Road Centre	1,598	1,510
(5) Powai Dispensary, V.C.T. Scheme	2,837	652

Ghatkopar, Kapurbavdi, Travelling and First Aid Centres are financed by Hydraulic Engineer's Department. Powai Dispensary is financed by Vaitarna-Cum-Tansa Scheme and Master Plan. During the year, Medical Officer Paid 41 visits to Northern Divisions.

Common diseases such as Malaria, Anaemia, Diarrhoea, Dysentery, Bronchitis, Skin diseases and accidental injuries are the common diseases for which the employees attended the dispensaries. A few cases of Pulmonary T. B. were detected early and given proper treatment. Anti-Malaria activities in Northern division are heavily intensified, and all the Municipal employees were given prophylactic of Paludrin tablets during the months of September to January.

Majority of the Municipal employees were vaccinated against small-pox.

The total grant spent during the year was Rs. 11,000.

97. During the year under report, Shri J. D. Daroga, Hydraulic Engineer, as the Chairman of the Milk Distribution Scheme of the Lions Club of Bombay, had arranged to distribute free of cost the milk obtained from the "CARE" and the Lions International Organizations, to children upto an age group of 8 years. Milk was given to the children of the members of the staff drawing a salary upto Rs. 100 per month without distinction of caste, colour and creed. Not only milk but sugar was also given by the Lions Club to make the milk palatable.

Milk was distributed as under to the following —

Centre.	No. of children.
(i) Municipal Primary Group of schools at Colaba:—	
Hind Section ...	350
Marathi Section...	150
(ii) Municipal Sweeper's Chawls at Umerkhadi	200
(iii) Water Works Department Centres at Malabar Hill Reservoir. Bhandatwada Hill Reservoir Maintenance Branch at DeLisle Road. Souter Street Quarters. Babula Tank Quarters	200

The Scheme proved quite a success.

98. (a) *Revenue*.—The total expenditure incurred on Water Works amounted to Rs. 2,65,12,169.34 which includes Rs. 1,92,78,501.84 interest, sinking fund, charges etc., for loans raised for Water Works, Rs. 8,33,703.35 for proportionate charges for general superintendence and revenue collection and Rs. 2,42,421.42 for provident fund and pension charges. The total revenue derived from Water Works was Rs. 2,55,24,395.77 excess of expenditure over income being Rs. 9,87,573.57.

(b) *Loan Fund*.—The total expenditure incurred during the year out of loan fund was Rs. 10,79,136.91.

J. D. DAROGA,
M.Sc. (Eng.) (Lond.); B.E.; M.I.E.,
A.M. Inst. C. E., A.M.I. Mech. E., M.I.
P.H.E., M.R.S.H., D.I.C. (Lond.)
Hydraulic Engineer.

APPENDIX II

(Vide Para 3)

Supply Statistics (1958-59).











(1) Quantity of water supplied to the Greater Bombay during the year in million gallons...	68,062.15
(2) Quantity of water supplied to the city proper during the year in million gallons	55,768.15
(3) Quantity of water supplied to the Greater Bombay during the previous year in million gallons	62,387.80
(4) Increase over the previous year's supply in million gallons in Greater Bombay	8,751.50
(5) Quantity of water supplied to the Thana Municipality, Nowpada and Kopri Colony in million gallons not included in Item 1 above.	393.53
(6) Total quantity of water supplied to all concerns outside the limits of Greater Bombay in million gallons, including Item No. 5 above	610.77
(7) Average daily supply during the year in million gallons to City proper	152.97
(8) Average daily supply during the year in million gallons to Greater Bombay	186.47
(9) Average daily supply during the previous year in million gallons to Greater Bombay	170.92
(10) Increase over previous year's average daily supply in million gallons to Greater Bombay	15.55
(11) The estimated population at the close of the year 1958 as per the report of the Study Group on Greater Bombay, appointed by the Government of Bombay for the city...	31,00,000
(12) The estimated population at the close of the year 1958 as per the report of the Study Group of greater Bombay, appointed by the Government of Bombay for the suburbs	9,14,000
(13) The estimated population at the close of the year 1958 as per the report of the Study Group on Greater Bombay, appointed by the Government of Bombay for the Extended Suburbs	2,86,000
(14) The estimated population at the close of the year 1958 as per the report of the Study Group on Greater Bombay, appointed by the Government of Bombay for Greater Bombay	43,00,000
(15) The maximum supply per day during the year in million gallons on 13th August 1958	202.50
(16) The minimum total supply per day during the year in million gallons on 12th May 1959	153.90
(17) Total quantity conveyed by the two 72" and 96" mains during the year in million gallons...	56,184.70
(18) Average quantity of water conveyed daily by the two 72" and 96" mains in million gallons	181.33
(19) Total quantity of water conveyed by the Duct during the year in million gallons	3,445.10
(20) Average quantity of water conveyed daily by the Duct in million gallons	9.43
(21) Total quantity of water conveyed by the 48" Vehar main during the year in million gallons from Vehar Lake	6,134.60
(22) Average quantity of water conveyed daily by the 48" Vehar main in million gallons from Vehar Lake	16.80
(23) Total quantity of water conveyed by the 24" Tulsi Main during the year in million gallons...	9,619.00
(24) Average quantity of water conveyed daily by the 24" Tulsi Main during the year in million gallons	26.13
(25) Quantity of water supplied in million gallons for domestic purposes during the year to the city	42,882.21
(26) Quantity of water supplied in million gallons for domestic purposes during the year to the Suburbs	6,297.00
(27) Quantity of water supplied in million gallons for domestic purposes during the year to Extended Suburbs	980.00
(28) Quantity of water supplied in million gallons for domestic purposes during the year to Greater Bombay	50,059.21
(29) Average quantity of water in gallons supplied for domestic purposes per head per day to the city	37.80
(30) Average quantity of water in gallons supplied for domestic purposes per head per day to Suburbs	18.90
(31) Average quantity of water in gallons supplied for domestic purposes per head per day to Extended Suburbs	9.36
(32) Average quantity of water in gallons supplied for domestic purposes per head per day to Greater Bombay.	31.95
(33) Average daily supply for all purposes in gallons per head per day to the city	49.4
(34) Average daily supply for all purposes in gallons per head per day for Suburbs	30.6
(35) Average daily supply for all purposes in gallons per head per day for Extended Suburbs	19.80
(36) Average daily supply for all purposes in gallons per head per day for Greater Bombay	43.50
(37) Percentage of water supplied for domestic purposes to total supply in Greater Bombay	73.00
(38) Percentage of water supplied for other purposes to total supply in Greater Bombay	27.00

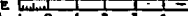
WATER SUPPLY WORKS OF THE BOMBAY MUNICIPAL CORPORATION

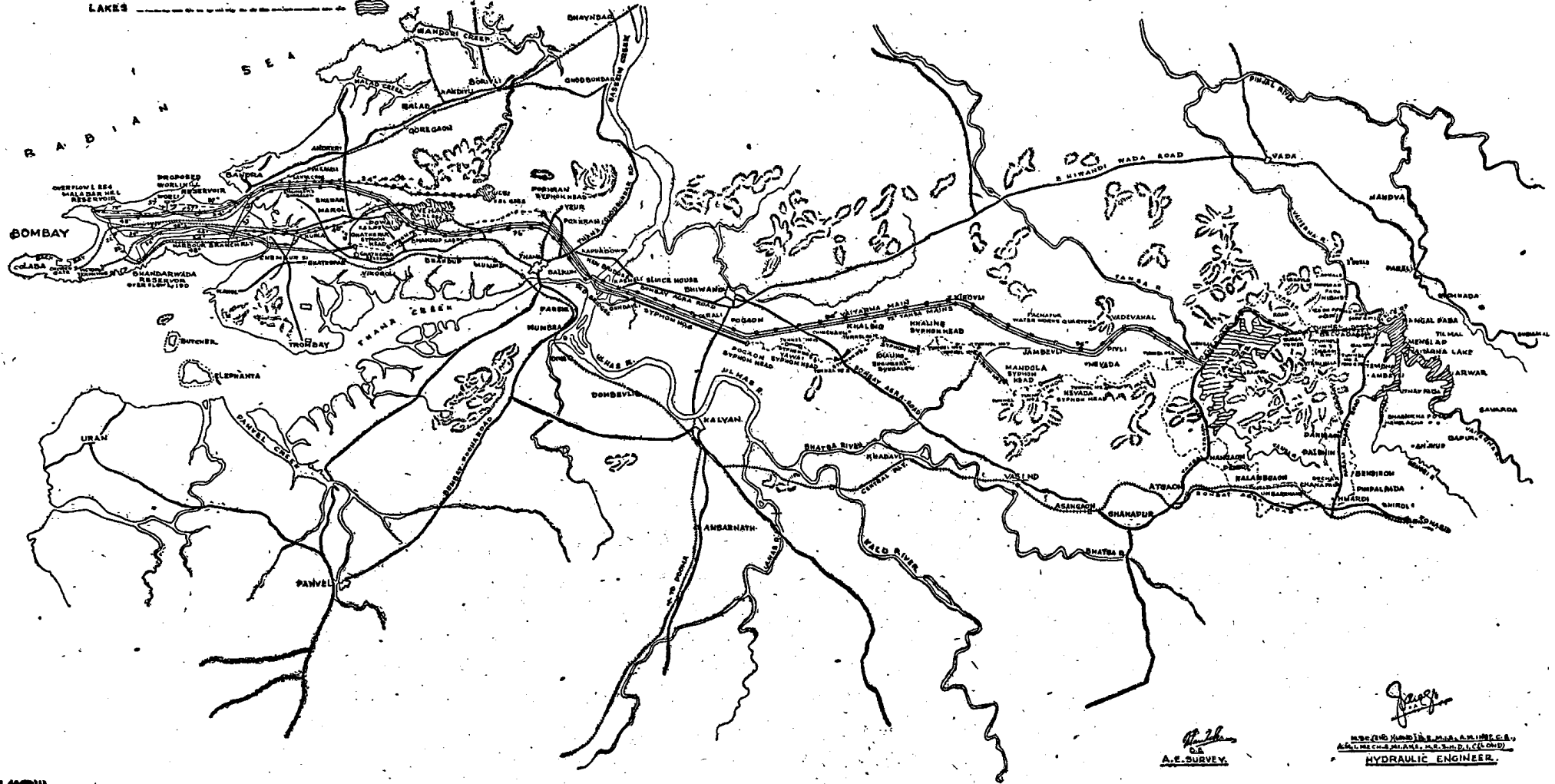

DRAWING NO. **HE/1167**
19-7-24

APPENDIX NO. 1
(VIDE PARA NO. 22)

NOTES:-

- 2-72" TANSA MAINS SHOWN THUS 
- MASONRY DUCT & SYPHON LINE 
- 48" VENTRA MAIN 
- 84" TULSI MAIN 
- 10' DIAMETER TUNNEL 
- PROPOSED ROAD 
- EXISTING ROADS 
- 96" VAITARNA MAIN 
- 120" VAITARNA MAIN TO BE LAID 
- LAKES 

SCALE 
MILES 1 0 1 2 3 4 5



[Signature]
A.E. SURVEY

[Signature]
M.S. (INDIA) S. P. S. A. S. I. E. S. E.
A. E. SURVEY & SONS, INC. (PVT.) LTD.
HYDRAULIC ENGINEER.

APPENDIX No. III (Vide Para. No. 3)

Statement showing the Quantity of Municipal water used for different purposes during the year 1958-59.—

Serial No.	Particulars.	Quantity in million gallons.	Percentage.	Remarks.	
1	Milch Cattle Stables	22.91	.041	Metered.	
2	Other Stables	17.36	.031	"	
3	Textile Mills	4,579.19	8.21	"	
4	Dyeing, Printing and Bleaching Mills	1,008.34	1.81	"	
5	Gymkhanas, Playgrounds etc.	100.60	0.18	"	
6	Race Course	71.12	0.128	"	
7	Industries	1,508.45	2.70	"	
8	Laundries and Dhobighats	192.64	0.345	"	
9	Lodging and Boarding Houses	210.09	0.376	"	
10	Hotels	144.82	0.260	"	
11	Restaurants	514.39	0.920	"	
12	Flour Mills	19.47	0.030	"	
13	Private Hospitals	7.77	0.014	"	
14	Railways	1,132.23	2.010	"	
15	Bombay Port Trust	1,888.33	3.380	"	
16	Private Markets	33.31	0.059	"	
17	Bakeries	16.77	0.03	"	
18	B.E.S. & T. Undertaking properties	104.85	0.188	"	
19	Municipal Dhobighats	102.98	0.184	"	
20	Cultivating lands	1.27	0.002	"	
21	Construction Works	328.70	0.590	Unmetered.	
	Total Supply for Trades	12,005.59	21.49		
22	Fire Purposes	2.71	0.005	Unmetered.	
23	Leakage detected and remedied	794.57	1.43	"	
24	Municipal Construction Works	15.42	0.028	"	
25	Road watering and cleaning and flushing gullies	67.65	.122	"	
	Total supply for Public Purpose	880.35	1.585		
26	Domestic supply to City—			Per capita consumption for domestic purposes is 37.80 gallons per head per day.	
	(a) Metered	6,354.88	42,882.21	76.925	
	(b) Unmetered	36,527.33			
	Total quantity of Water supplied to the City :	55,768.15	100	Per cent.	
	Suburbs—				
	(a) Domestic	6,297	10,224.00	61.5	Per Capita consumption for domestic purposes is 18.9 gallons per day.
	(b) Non-domestic	3,927			
	Total quantity of Water Supplied to Suburbs	10,224.00	100	Per cent.	
	Extended Suburbs—				
	(a) Domestic	980.00	2,074.00	47.4	Per Capita consumption for domestic purposes is 9.36 gallons per head per day.
	(b) Non-domestic	1,094.00			
			2,074.00	100	Per cent.
	Total quantity of water supplied to the Extended Suburbs.				
	Grand Total.	68,062.15			

Note:—The total quantity of water supplied to the City and suburbs i.e., Greater Bombay was 68,062.15 million gallons.

APPENDIX No. V

(Vide Para 8)

Statistics of the Lakes for 1958-59.

Serial No.	Particulars.	Tansa.	Vehar.	Tulsi.	Powai.	Vaitarna.
1	Distance from Bombay (Town Hall) in miles by road	66	18	22	17	74
2	Water spread at full supply level in square miles	7.38	2.81	0.52	0.57	3.3
3	Total catchment area in square miles	52.50	7.32	2.61	2.58	174.00
4	Total rain fall in inches	142.72	151.20	189.33	157.80	154.41
5	Average rain fall of the preceeding 5 years	118.19	124.97	136.96	137.26	140.32
6	Number of wet days	111	86	94	88	113
7	Decrease or increase in rainfall as compared with average of preceding 5 years	+24.53	+26.23	+52.37	+20.54	+14.09
8	(a) Number of days in which rainfall was between 1" and 2"	21	16	7	13	19
	(b) Number of days in which rainfall was between 2" and 3"	5	9	15	10	4
	(c) Number of days in which rainfall exceeded 3"	14	18	15	13	16
9	Maximum rainfall in a day in inches	13.11	9.15	9.00	11.10	10.7
10	Date of maximum rainfall	11-7-58	26-6-58	24-8-58	26-6-58	19-7-58
11	The lake commenced to overflow when the rainfall amounted to inches	54.35	95.41	68.78	44.27	52.64
12	Date on which the lake started overflowing	12-7-58	13-8-58	10-7-58	4-7-58	12-7-58
13	Number of days the lake overflowed	43	34	82	68	97
14	Number of times the lake overflowed	...	1	2	3	1
15	Quantity of water that overflowed over the waste-weir in million gallons	38,718	5,850	4,000	...	2,78,730
16	Quantity of water overflowed equivalent to number of days of supply to Greater Bombay	267	31	29	...	1,497
17	Full supply level of the lake in Town Hall Datum	422.00	264.50	456.60	195.00	535.00
18	Useful contents of the lake at full supply level in million gallons above the lowest outlet.	40,660	9,120	2,295	1,200	39,510
19	Highest level reached during the year in T.H.D.	422.10	265.80	458.10	195.38	535.54
20	Date on which the highest level was reached	12-7-58	25-8-58	24-8-58	13-8-58	25-7-58
21	Lowest drawable levels.	385.00	234.50	430.00	...	416.88
22	Drawable capacities in million gallons when the lakes are full.	35,257	8,425	1,771	...	39,510
23	Lowest level reached during the year in T.H.D.	408.02	236.46	429.71	182.68	432.05
24	Date on which the lowest level was reached	21-6-58	20-6-58	20-6-58	21-6-58	16-6-58
25	Useful Contents of the lake at the lowest level reached in million gallons	24,360	1,110	512	215	8,089
26	Useful Contents of the lake at lowest drawable levels in million gallons	5,403	713	524
27	Useful drawable storage carried out for the next year	18,957	397
28	Quantity of water required to fill up the lakes, to full supply level from the lowest level reached, in million gallons	15,300	8,010	1,783	...	31,421
29	Percentage run off into the lake from the catchment area as per rainfall registered at the lake	59.38	88.37	79.47
30	Quantity of water brought into the City and Suburbs Including Extended Suburbs during the year in million gallons	60,837.40	6,134.60	1,082.90
31	Quantity of water brought into the City and Suburbs Including Extended Suburbs per day in million gallons	166.67	16.80	2.97
32	Total loss of water due to evaporation, leakage and absorption in million gallons during the dry-period of 7 months	4,593	1,854	616
33	Average loss of water per day due to evaporation and other losses during the dry months in million gallons (7 months)	21.76	8.74	2.90
34	Total loss of water due to evaporation only in million gallons (vide Appendix)	2,309.41	802.11	199.15
35	Average loss of water per day due to evaporation only in million gallons for the Period stated in Item 34 above	10.89	3.78	.93

APPENDIX No. VII (Vide Para. 8).

Quantity of water lost by evaporation alone at the lakes.

Month.	EVAPORATION IN FEET.			EVAPORATION IN MILLION GALLONS.		
	Tansa.	Vehar.	Tulsi.	Tansa.	Vehar.	Tulsi.
1958—						
April	0.336	0.390	0.476	394.54	90.87	26.32
May	0.315	0.563	0.536	358.36	120.40	25.97
June						
July						
August		Not recorded.			Not recorded.	
September						
October						
November	0.286	0.289	0.331	318.16	99.40	21.78
December	0.341	0.372	0.438	352.71	123.58	33.97
1959—						
January	0.330	0.398	0.433	305.38	124.80	32.25
February	0.308	0.392	0.420	305.28	116.61	29.82
March	0.239	0.454	0.466	274.98	126.45	29.04
Total	2.155	2.858	3.100	2,309.41	802.11	199.15

Grand Total: 3,110.67 Million gallons in dry season—15.61 million gallons per day.

APPENDIX VIII (Vide Para. 15)

List of Extra Ordinary works taken in hand during 1958-59, from different grants for repairs and maintenance in Outside City Division.

(1) Repainting the 96" Steel main, two 72" and one 57" Tansa mains from Tansa to Bandra and also 60" main from Powai to Ghatkopar, the 48" Vehar Main and 50" Lockbarsteel mains in Syphon Nos. 7 and 8 etc.,	1,20,000
(2) Repairs to Tulsi Filters.	5,000
(3) Patch-plating the leaks on steel mains Outside the City	3,000
(4) Repairs to the segmental concrete bedding under steel mains at abutments of open culverts in Outside City Division.	3,000
(5) Providing pitching on embankment and flattening the side slope in Khaling Syphon.	5,000
(6) Removing shrubs and grass on the downstream vertical side of the Tansa Dam.	1,500
(7) Regrading the old 48" and 50" Syphon mains in Outside City Division (General repairs.)	3,000
(8) Regrading 48" and 50" mains in Syphon No: 6, in Kasheli Division.	15,000
(9) Strengthening the expansion joints of steel mains in Outside City Division.	4,000
(10) Repairs to the embankments of over bridges in Jamboli Division	4,100
(11) Providing sign boards and notice boards in the Outside City Division.	3,000
(12) Repairs to Cargo Lighter at Tansa.	4,962

1,71,562

APPENDIX No. IX (*Vide* Para. 16).*Plants, Machinery and Tools in the Outside City Division.*

(1) Petrol driven motor trolley of Drewry, Buda, Ford type, etc.	... 11 Nos.
(2) Diesel Locomotive	... 1 No.
(3) Petrol Truck	... 1 No.
(4) Jeep	... 1 No.
(5) Portable Arc Welding Sets	... 2 Nos.
(6) Portable Compressor Unit	... 3 Nos.
(7) Portable Welding Transformer	... 1 No.
(8) Portable 6" Pumping Unit	... 1 No.
(9) Portable 4" Pumping Unit	... 1 No.
(10) Portable 2" Pumping Unit	... 2 Nos.
(11) Portable Concrete Mixer	... 3 Nos.
(12) 110 Volts D. C. Diesel Generating Set at Tansa	... 1 No.
(13) 110 Volts D. C. Diesel Generating Set at Vehar.	... 1 No.
(14) Inboard Diesel Engine for boats	... 2 No.
(15) Outboard Petrol Engine for boats	... 5 Nos.
(16) Venturi Meters A M Type	... 10 Nos.
(17) Pumping Houses (Vehar and Tansa)	... 2 Nos.
(18) Chlorination Plants	... 4 Nos.
(19) Power House at Tansa	... 1 No.

APPENDIX No. X (*Vide* Para. 17).*Particulars of Structures maintained in the Outside City Division.*

Category.	Nos.
Inspectors' Bungalows, Pavilions, etc.	... 17
Staff Quarters	... 20
Labour Chawls	... 63
Office Buildings	... 5
Cabins	... 6
Sluice Houses	... 19
Stores and Workshops	... 41
Venturi House	... 4
Chlorination Plant	... 3
Filtration Houses	... 1
Pump and Engine Houses	... 7
Garages	... 11
Linemen's and Watchmen's Cabins	... 31
Welfare Centre at Cross Connection	... 1
Total	... 228

APPENDIX No. XI (Vide Para. No. 21).

List of bursts during the year 1958-59.

Serial No.	Date.	Locality.	Size of main.
1	1-4-1958	331, Abdul Rehman Street	18"
2	7-4-1958	Bomanji Lane, Parsi Bazar	5"
3	8-4-1958	Bomanji Lane, Parsi Bazar	3"
4	10-4-1958	DeLisle Road, Central Railway	6"
5	14-4-1958	Sk. Memon Street	7"
6	15-4-1958	Bai Padmabai Thaker Road	4"
7	16-4-1958	Sindhi Camp, Ravli Camp, Sion	6"
8	17-4-1958	Khodadad Circle; Dadar	12"
9	25-4-1958	Sukhlaji Street	24"
10	30-4-1958	Punjabi Camp, Ravli Camp, Sion	4"
11	1-5-1958	Goregaonkar Road	3"
12	2-5-1958	Joshi Wadi, Kalbadevi	6"
13	10-5-1958	Shaikh Memon Street	6"
14	11-5-1958	Tardeo Road	12"
15	12-5-1958	DeLisle Road	9"
16	22-5-1958	'E' Road junction 'B' Road, Marine Drive	6"
17	4-6-1958	Warden Road	12"
18	5-6-1958	Warden Road	3-12"
19	7-6-1958	Matarpakhadi Road	6"
20	22-6-1958	Bhandarwada Hill Reservoir	4"
21	27-6-1958	Arthur Road	4"
22	29-6-1958	Arthur Road	7"
23	29-6-1958	Tambekar Street	9"
24	2-7-1958	Sukhlaji Street	6"
25	2-7-1958	Sun Cross Road	4"
26	3-7-1958	Victoria Garden Road	6"
27	7-7-1958	Sion Road	24"
28	22-7-1958	Mugbhat Street	3"
29	13-8-1958	King Edward Road	9"
30	14-8-1958	Jail Road North	6"
31	18-8-1958	King Edward Road	9"
32	20-8-1958	King Edward Road	9"
33	21-8-1958	Mahomedali Road	5"
34	27-8-1958	Gymnasium Road	6"
35	12-9-1958	King's Circle	9"
36	30-9-1958	Bell Lane	4"
37	1-10-1958	Club Road	8"
38	15-10-1958	Gokhale Road	4"
39	28-10-1958	Pilot Bunder Road	6"
40	31-10-1958	Gokhale Road (South)	5"
41	25-11-1958	Gohale Road	3"
42	4-12-1958	Lamington Road	9"
43	6-12-1958	Dr. Anandrao Nair Road	3"
44	13-12-1958	Sewri Cross Road	4"
45	18-12-1958	Gokhale Road	4"
46	2-1-1959	Mahatma Gandhi Road	6"
47	9-1-1959	Shaikh Memon Street	7"
48	15-1-1959	Sion Koliwada Road	6"
49	15-1-1959	Babulnath Road	9"
50	23-1-1959	Trimbuk Purshuram Street	6"
51	23-1-1959	Girgaum Road	5"
52	30-1-1959	Lamington Road	6"
53	30-1-1959	Kemp's Corner, Hughes Road	12"
54	5-7-1959	Pilot Bunder Road	6"
55	12-2-1959	Gokhale Road	12"
56	16-2-1959	Queen's Road	30"
57	18-2-1959	Gokhale Road	4"
58	28-2-1959	Pilot Bunder Road	6"
59	6-3-1959	Clive Road and Raichur Street	5"
60	12-3-1959	Gibbs Road	15"
61	14-3-1959	Lady Hardinge Road	24"
62	16-3-1959	Cuffe Parade	5"
63	19-3-1959	Lamington Road	3"
64	20-3-1959	Jivranji Maharaj Lane	4"
65	20-3-1959	Warden Road	3"
66	20-3-1959	Tulsi Pipe Road	3"
67	27-3-1959	Lamington Road	3"

APPENDIX No. XII (vide Para. No. 23)

Details of consumers' pipes cleaned in F Ward during the year 1958-59:—

Size of Connections.	No. of Connections cleaned.	Length of pipes cleaned in R.ft.
1/2"	201	85,221
3/4"	423	99,875
1"	128	31,067
1 1/4"	38	7,133
1 1/2"	42	9,567
2"	13	688
Total ...	845	2,33,551

APPENDIX No. XIII (vide para No. 24)

Details of communicating pipes cleaned in F Ward during the year 1958-59:—

Size of Connections.	No. of Connections.		
	Full of moss shells in-crustation.	Connections found broken	Total
1/2"	625	66	691
3/4"	1,379	54	1,433
1"	426	30	456
1 1/4"	80	3	83
1 1/2"	91	12	103
2"	23	5	28
Total ...	2,624	170	2,794

APPENDIX No. XIV (vide para. No. 34)

Particulars of Municipal meters in the City:—

Size of meters.	Nos.
1/2"	4,504
3/4"	2,524
1"	1,797
1 1/4"	1,421
2"	1,276
3"	344
4"	282
6"	69
8"	54
12"	4
	12,275

APPENDIX NO. XVI (Vide PARA. NO. 53)

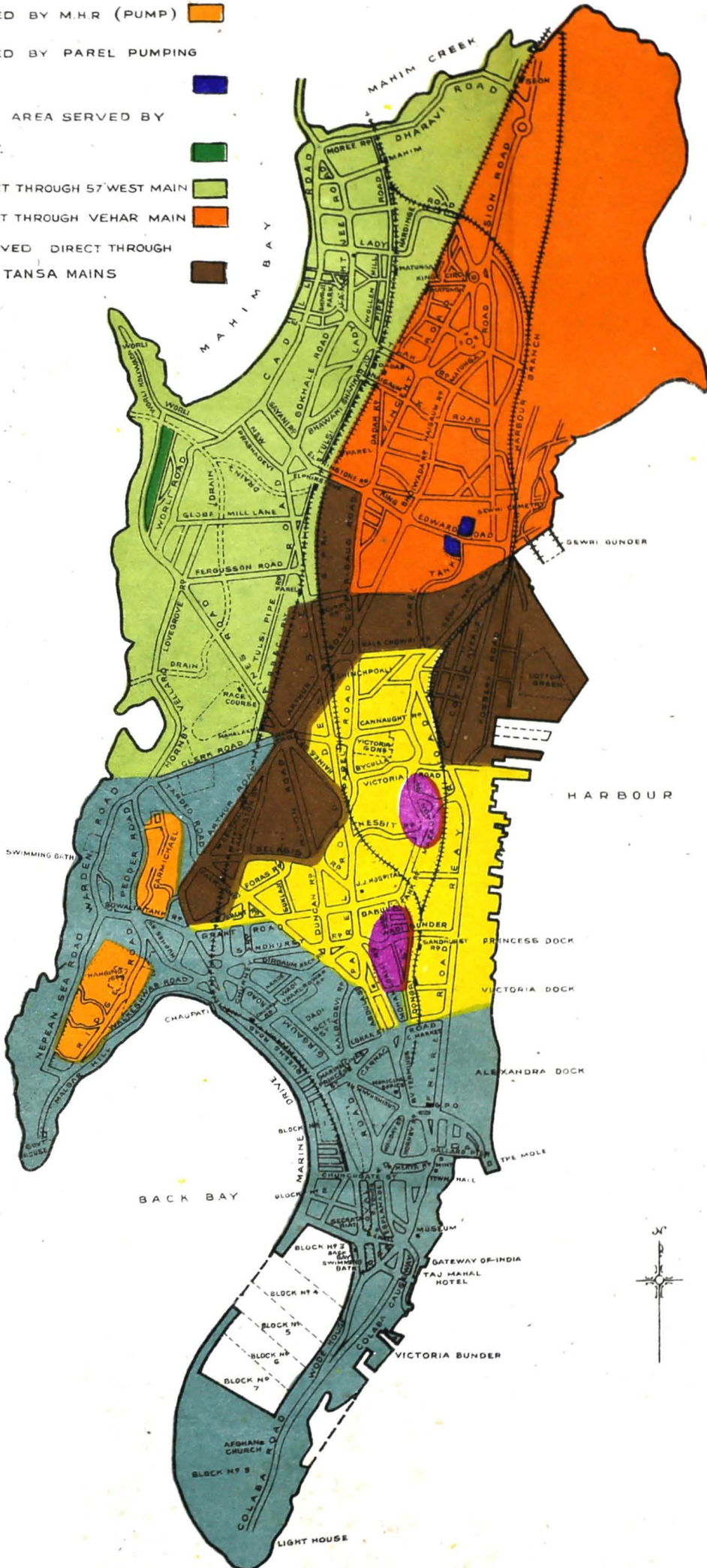
Statistics of work done by the rewashing staff for the year 1958-59

Ward	No. of Re-washing Mukadams	No. of houses inspected	No. of taps inspected	No. of taps re-washed	Percentage of 5 to 4	No. of other defects found	No. of notices issued	No. of court actions taken	No. of Taps Renewed.
1	2	3	4	5	6	7	8	9	10
'A'	1	1,935	31,692	2,155	6%	17	30	...	31
'B'	1	2,456	20,534	1,929	9%	...	32	...	35
'C'	1	2,476	17,145	2,014	9%	...	32	...	38
'D'	2	2,528	36,383	3,262	8%	165	125	...	31
'E'	2	4,172	32,292	3,468	9%	197	25	...	62
'F'	2	1,610	39,315	4,227	10%	731	35	...	65
'G'	2	3,027	34,942	3,459	9%	705	30	...	80
Total	11	18,204	2,12,303	20,514	...	1,815	309	...	342

ZONES OF WATER SUPPLY

- 1) AREA SERVED BY B.H.R. (GRAVITY) ■
- 2) AREA SERVED BY B.H.R. (PUMP) ■
- 3) AREA SERVED BY M.H.R. (GRAVITY) ■
- 4) AREA SERVED BY M.H.R. (PUMP) ■
- 5) AREA SERVED BY PAREL PUMPING STATION. ■
- 6) HIGH LEVEL AREA SERVED BY M.H.R. INLET. ■
- 7) G WARD DIRECT THROUGH 57" WEST MAIN ■
- 8) F WARD DIRECT THROUGH VEHAR MAIN ■
- 9) AREA SERVED DIRECT THROUGH 48" OLD TANSA MAINS ■

APPENDIX
(VIDE PARA No.)



APPENDIX No. XVII (Vide Para 75).

Works carried out by Construction Branch Inside City during 1958-59:

Serial No.	Item No.	Name of work.	Length laid.							S.P. Hydrant	No. of house connections.	Remarks.
			21"	18"	12"	9"	6"	4"	3"			
1	3	Providing water mains with hydrants in the layout of roads in Scheme No. 57, Sewri Wadala.	208'	1247'	5	...	Work in progress.
2	6	Providing hydrants in the road where there are no hydrants or additional required.	402'	3	9	Work nearing completion.
3	20	Protection of 57" Tansa Steel Mains in the city. (4463 gunited length).	Work is in progress.
4	18	Laying 24" > 18" > 12" water main from 48" Tansa Main near Koliwada Station for Antop Hill, Wadala, area.	1792'	53'	7	1	Work in progress.
5	25	Enlarging the existing 6" main in Parel Tank Road to 9" and connecting it to 24" main in Jerbai Wadia Road and 18" main in Kalachowky Road.	53'	54'	9'	Work completed.
6	59	Laying a 12" main with 10 hydrants in Lady Hardings Road.	2235'	159'	Major work completed.
7	87	Laying a 6" water main in St. Paul Street from Vincent Road East to Road No. 2, Naigaum Estate.	100'	...	41'	2	...	Work completed.
8	93	Laying 9" main in Jakeria Bunder Road from Reay Road to Sewri Station Road Junction Sewri Bazar Road.	634'	33'	2	...	Work completed.
9	95	Laying 6" water main in Borkerwadi Lane between Bhandar Gully Lane and Sitaladevi Road.	32'	775'	...	63'	2	14	Work completed.
10	110	Laying a 9" main in Temkar Street from Junction Grant Road to junction Bellasis Road.	34'	4	...	Work completed.
11	111	Enlarging the existing 4" main in Bhawani Shankar Road, to 6".	638'	2	...	Work completed (only house connections are to be transferred).
12	114	Laying a 9" main in Little Gibbs Road.	1313'	4	...	Work completed.
13	119	Laying 9" main in Sun Mill Lane	1810	1	...	Work completed.
14	122	Enlarging 6" main in Benham Hall Lane to 12".	301	1	...	Work completed.
15	123	Laying a 12" main in Bora Bazar Street etc., upto Frere Road.	1011	1	...	Work nearing completion as per revised plan.
16	135	Laying 6" water main in B. G. Kher Road, Worli.	2180	...	112	7	...	Work completed.
17	...	Laying 12" main in Trinity Street	1054	...	72	...	40	4	...	Work completed.
18	...	Laying 4" hydrant main in M. P. Mill, Tardeo.	850	29	1	3	Work completed.
19	98	Raising a floor over the new chawl at Babula Tank.	Work is in progress.

APPENDIX No. XVIII (Vide Para No. 78)

Works carried out for improving the water supply:

- (1) Making cross-connection on 48" x 12" at King Edward Road, Parel.
- (2) Making cross-connection on 48" x 9" at Poibavdi junction Parel.
- (3) Laying 3" main at Naigaum Road No. 2.
- (4) Making 24" x 4" cross-connections (2 Nos.) at DeLisle Road or improving water supply.
- (4) Laying 4" water main in M. P. Mill Compound at Tardeo and transferring service connection on this new main.
- (6) Laying 21" H. S. Main and 6" A. C. Pressure pipes for improving water supply to B. D. D. Chawls, Worli. (This work is started in February 1959 and is in progress).

APPENDIX No. XIX (Vide Para No. 84)

Particulars of works done in connection with the Remodelling of distribution system in the City during 1958-59.

Serial No.	Name of the work.	Total length laid.	Remarks.
1	Laying 24" main in Ebrahim Rahimtoola Road and Mahomedali Road.	3,796 Rft.	Work is completed.
2	Laying 24" main in Jakeria Masjid Street from 48" Mandvi Outlet.	2,213 Rft.	Work is in progress.
3	Structural alterations in the Old Control Room at Bhandarwada Hill Reservoir and the openings in the existing compartments of the reservoir.	The work of constructing masonry walls in all the three cases is in progress.	This item comprises of (i) constructing a new control room for housing sluice-valves. (ii) Raising a floor over existing control room, (iii) Constructing sluicemen's quarters over Old Control Room.
4	Laying 15" main in Ridge Road for converting 12" Syphon main into pump supply main.	899 Rft.	Work is completed.
5	Laying 48" Mandvi-Pydhonie Outlet from Bhandarwada Hill Reservoir.	752 Rft.	Work within the reservoir limit has been carried out.

APPENDIX No. XX (Vide Para No. 47)

Hours of supply in different localities (March 1959)

(All timings indicated in Standard Time)

Serial No.	Locality.	*Hours of Supply.
1	Areas served by Malabar Hill and Bhandarwada Hill Reservoir, except Colaba and Fort.	4-30 A.M. to 7-30 A.M. 8 P.M. to 10-00 P.M.
2	Areas served by Malabar Hill Reservoir through 12" Siri Road outlet	5-00 A.M. to 10-00 A.M. 8-00 P.M. to 12 Mid-night.
3	Colaba and Fort Areas	4-00 A.M. to 7-30 A.M. 8-00 P.M. to 10-00 P.M.
4	Pump Supply to Gibbs Road and Ridge Road	5-00 P.M. to 5-30 P.M. 6-00 A.M. to 7-30 A.M.
5	Pump Supply to Gowalia Tank, Raghavji Road and Forjett Hill	6-00 P.M. to 12-30 A.M. 4-30 A.M. to 10-30 A.M.
6	Direct Supply to Warden Road and Peddar Road	6-00 P.M. to 8-00 A.M.
7	Pump Supply to Mazgaon Area	3-30 P.M. to 8-00 P.M.
8	Direct supply to 'F' and 'G' (North) Wards	8-00 P.M. to 10-00 P.M. 4-30 A.M. to 7-30 A.M.
9	Direct supply to 'G' (South) Ward	5-00 P.M. to 8-00 P.M. 4-30 A.M. to 7-30 A.M.
10	Direct supply to Worli Sea Face, and Pochkhanawalla Road	6-00 P.M. to 7-30 A.M.

* Note—From February upto the of March the the supply timings have been revised as already stated in para No. 44.

APPENDIX No. XXI (Vide Para. No. 48).

Statement showing short supply complaints in the City (for the last 18 years.)

Months.	1941-42	1942-43	1943-44	1944-45	1945-46	1946-47	1947-48	1948-49	1949-50	1950-51	1951-52	1952-53	1953-54	1954-55	1955-56	1956-57	1957-58	1958-59
April ...	750	147	481	280	307	396	440	479	931	1,017	1,145	1,369	1,961	1,726	1,575	1,589	1,025	316
May ...	420	196	352	276	287	335	520	458	1,208	1,390	1,273	1,388	2,067	1,694	1,285	1,777	1,017	242
June ...	322	540	333	304	312	345	610	488	771	1,277	1,385	1,412	1,982	1,621	1,382	1,423	983	187
July ...	345	204	281	196	210	365	441	530	1,112	1,311	1,288	1,336	1,834	1,209	1,110	1,136	179	242
August	240	211	131	232	217	280	320	569	851	1,143	1,567	1,285	1,797	912	741	980	176	224
Sept. ...	360	108	115	174	250	230	329	682	931	1,143	1,538	1,280	1,695	858	951	852	229	246
Oct. ...	620	220	201	421	361	277	425	730	877	1,400	1,773	1,340	2,245	1,094	1,096	971	212	235
Nov. ...	518	227	332	472	387	289	304	593	929	1,448	1,211	1,304	1,819	975	1,003	968	301	222
Dec. ...	360	184	159	268	217	328	351	546	928	1,109	1,175	1,467	2,058	872	1,045	970	214	192
Jan. ...	221	138	131	230	192	328	296	488	776	1,286	1,153	1,219	1,924	678	772	1,016	225	242
Feb. ...	292	188	135	171	211	305	296	598	916	1,242	1,206	1,349	1,908	823	970	898	229	179
March	211	352	232	246	272	458	456	728	920	1,322	1,197	1,712	2,127	1,167	1,445	954	311	264
Total ...	4,674	2,715	2,883	3,270	3,223	3,927	4,782	6,889	11,150	15,256	15,911	16,461	23,425	13,629	13,375	13,534	5,101	2,791

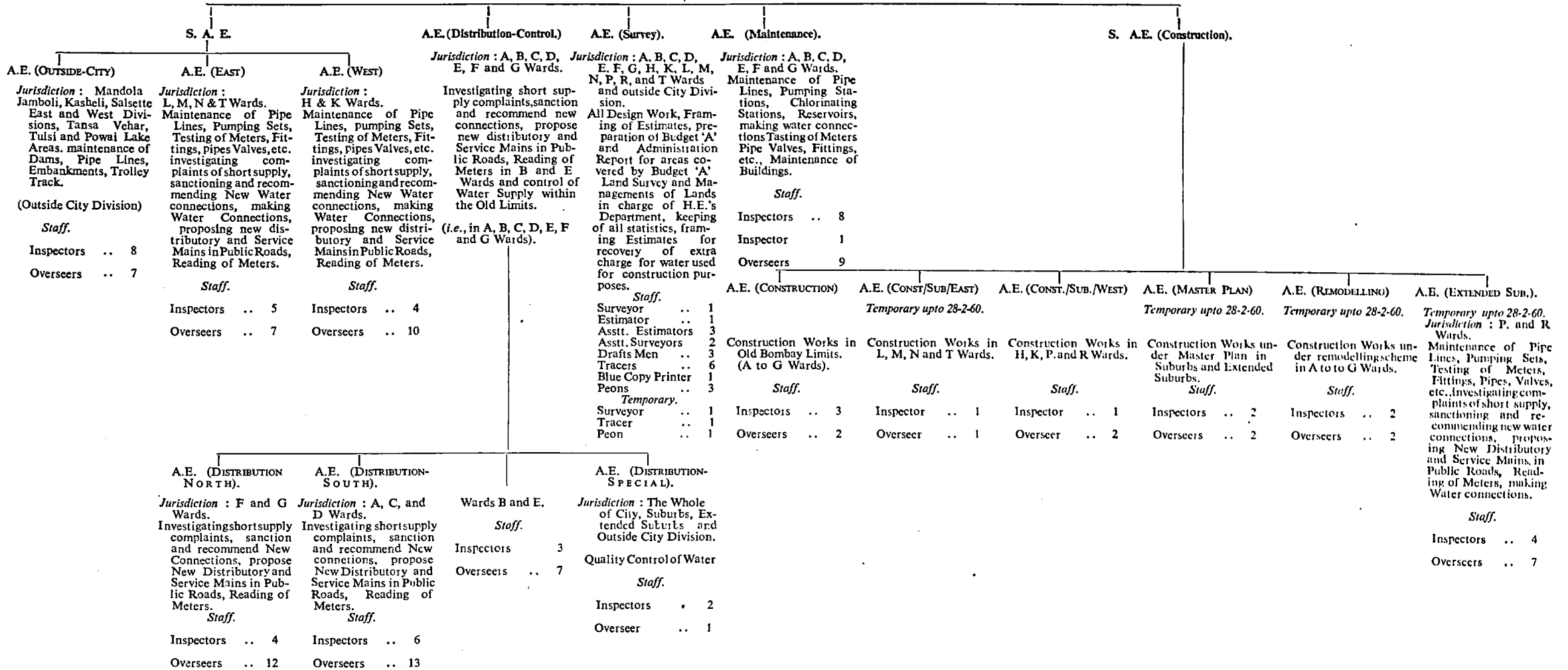
APPENDIX No. XXII

Statement of Defects found on Mains and Service Pipes during the year 1958-59.

Month.	Rate of leakages in gallons per hour, detected and arrested.	DEFECTS																	Remarks.		
		UNDER GROUND.									ABOVE GROUND										
		Mains.		Sluice Valves.	Hydrants	Service Pipes.	Stop Taps.	Disconnected service pipes.		Miscellaneous Holes in Mains, etc.	Bib Taps.			Service Pipes.		Ball Valves and Tanks.				Stop Taps leaking.	
		Bursts.	Joints.					Ferrule leak.	Meter leak.		Re-washed	Out of order.	Hydrants	Leaking	Without Tap	B. V. out of order.	Tanks without B.Vs	Tanks leaking			
1958—																					
April	3,03,260	1	...	316	217	319	67	28	162	78	952	136	99	295	65	183	135	112	43		
May	3,23,246	1	1	529	221	320	93	37	185	150	506	94	126	195	60	162	101	62	69		
June	2,93,618	346	260	302	66	52	221	10	912	92	129	165	51	173	99	59	69		
July	8,54,554	2	...	501	134	314	131	54	184	150	985	174	142	238	75	193	206	82	65		
August	3,67,381	2	3	455	306	300	81	39	242	192	831	125	167	292	52	202	87	83	100		
September	3,03,520	2	1	288	173	312	101	54	240	129	964	119	81	189	77	214	100	67	99		
October	3,73,502	2	4	298	286	345	104	43	142	137	945	150	195	224	74	195	112	82	79		
November	3,24,861	1	...	253	224	281	79	49	227	157	859	148	142	210	67	180	130	103	72		
December	3,27,922	2	1	296	225	366	78	48	297	155	1074	129	131	225	74	157	119	104	119		
1959—																					
January	6,79,620	2	2	385	235	341	90	123	281	...	3043	246	150	229	80	204	169	103	119		
February	7,77,316	2	2	315	203	318	80	44	259	133	3449	248	118	252	274	243	164	99	77		
March	3,68,381	4	1	309	191	342	92	54	294	138	2752	128	133	239	69	231	97	83	84		
Total	52,97,181	21	15	4,291	2,675	3,860	1,062	625	2,734	1,429	17,272	1,789	1,613	2,653	1,008	2,337	1,529	1,039	995		
Grand Total						16,712					17,272			12,963							

Total underground defects detected ... 16,712
 Total aboveground defects detected ... 12,963

H.E.



BOMBAY FIRE BRIGADE.

Shri S. G. Vengsarkar, Chief Officer, was in charge of the department during the year.

Fire Alarms.—The total number of Fire Alarms including the private ones in the City area upto Mahim and Sion were 206. These are connected to ten Fire Stations. The newly merged areas of the City have not so far been provided with the Fire Alarms system and as per the Standing Committee Resolution No. 1281, dated the 13th September 1957, the Telephones, Bombay District, have been requested to undertake the work of the installations of ten Fire Alarms in the Santacruz, Jogeshwari, areas and these will be connected to Andheri Fire Station.

Fire Calls.—The Brigade responded to a total number of 2,220 calls, of which 1,324 calls were received for 1,165 actual fires *i.e.*, 289 more fires than the previous year when the actual fire calls were only 876. Thus the year 1958-59 has registered the highest number of fire calls during the last 10 years as can be seen from Appendix III. This significant increase in the total number of fire calls can be attributed to the merger of Extended Suburbs about 75 sq. miles to the already merged area of 68 sq. miles and the intense industrial activities all over Greater Bombay.

Calls outside Greater Bombay area—There was only one call outside the Greater Bombay limits on 24th June 1958 when the services of the Brigade were summoned to a Railway accident as a result of collision of two local trains at Mumbra near Kalyan. Two Fire Engines and two Motor Ambulances of this Brigade attended. Four persons were killed and 29 persons were injured in the collision.

False Alarms.—The number of false calls recorded was 393, of which 145 calls were due to the malicious interference with the street Fire Alarms by members of public. Three persons, one boy and two men were arrested by the Police for malicious interference with the Fire Alarms and each was fined Rs. 5 by the Court. 40 calls were given with good intention and 208 calls were due to defects in the Fire Alarm system. It cannot however be gainsaid that for the public, this network of Fire Alarm system directly connected to Fire Stations as situated in the respective jurisdictions, prove to be the most popular means of calling the Brigade. As many as 41 per cent. of the total calls have been received through the street Fire Alarms. The summary of fire calls including false alarms etc., are given in Appendix I.

Serious Fires.—There were 10 serious fires during the year and the reasons for the conflagrations were due to the factors mentioned below:—

- (1) Indiscriminate and heavy storage of inflammable and combustible goods, exceeding the permissible limits or even clandestinely.
- (2) False sense of security and therefore failure to take fire preventive measures.
- (3) Negligence and carelessness.
- (4) Late calls to the Fire Brigade.

The most serious fire of the year, the biggest out-break since the Dock explosion of 1944, took place on 6th of April 1958 at Ghoghari Mohalla resulting in a heavy loss to the tune of about Rs. 20,45,000. Six residential buildings and several godowns containing large stocks of timber, a saw mill, godowns containing oils, kerosene oil, ground nuts, several bales of carpet, cotton piece goods, silk yarns, were completely gutted by fire. It was Sunday when the godowns were closed and the fire was reported to have started in a saw mill adjoining an unauthorised oil storage godown amidst number of timber godowns and was only noticed by passers-by when the flames burst through the godowns. Fanned by a strong breeze it soon spread to timber godowns and further involved the residential buildings which were in close proximity. The firemen found difficulty as the narrow road was dug up for laying telephone cables. In all 24 Fire Engines with about 200 men of the Brigade were pressed into operation. The Railways, Naval Fire Brigade and Bombay Port Trust Fire Service each sent one unit for assisting the regular Fire Brigade. The unauthorised storage of oil amidst timber storage aggravated the situation.

The second serious fire during the year was at No. 10 shed, Victoria Docks, on 11th May 1958 when the entire shed admeasuring 350'×100' with 8,074 pressed cotton bales were completely gutted by fire and the fire loss estimated at about Rs. 42,94,000.

The fire in the hazardous goods ware-house at Haji Bunder on 15th May 1958 is also worth mentioning. The godown is exclusively meant for hazardous storages. There were series of explosions and the asbestos roof was blown off. Large stock of scrap films, nitro-cellulose sheets, paints, acids, alcohol, etc., were stored at the place. Water had to be used judiciously for fear of reaction with some of the inflammable liquid chemicals and the fire was efficiently dealt with by using foam in large quantity.

The fire at Jubilee Mills at Tokersee Jivraj Road on 10th August 1958 was also one of the serious fires in the Textile Mill. Two complete sections of the mill about 300'×100' were burnt down. There were no separate compartments for both the sections. The fire originated under the wooden ceiling on the ground floor. The flooring being entirely of timber, smeared with oil, rags, etc., the fire burst into the upper floor and aggravated the situation. The remaining section of the Textile mill consisting of bleaching section, office, etc., was however saved by firemen.

The fire in S. S. 'Jagdamaba' at 'M' shed Princess Docks on 6th November 1958 had some interesting features. The fire started in the engine room of the ship where fuel oil and waste oil were involved. Thick black smoke with tongues of flames hampered the quick advance of firemen who had donned breathing sets. There was every fear of the lateral spread of fire and for attacking the seat of fire, alternative means of cutting two large size holes by means of oxy-acetylene cutting plant on the star board side of the ship was resorted to. The hose lines were then directed into the Engine room through these openings and this had a salutary effect. There were no casualties.

The fire at Bombay Timber Market at Signal Hill Avenue, Reay Road on 15th January 1959 was a serious one as it endangered the entire timber market, mainly consisting of timber godowns and saw mills. The fire was spreading rapidly towards other sections of the market and by the time the first engine arrived at the scene in about five minutes, nearly half the area was involved in fire. The firemen had tough time in checking the spread but were successful in the end. The water tank inside the compound of the market could not be used immediately as the tank was in the centre of the timber storage and water had to be relayed from long distances, the fire-appliances working in series.

The fire at Bhawani Shanker Road in a pharmaceutical concern on 21st February 1959 resulted in fatal casualties to two employees. These men were working in a temporary structure and were heating carbolic acid contained in a steel drum by means of a burner that was fed by two "Burshane" gas cylinders. There was an explosion at the place and two men who were close by were caught in flames with their clothes burning. They ran outside for help but received grievous injuries which turned fatal. Here the party had no license for keeping chemicals nor heating of chemicals was allowed by the Municipality in the temporary structure.

The fire in a soap and cosmetic manufacturing factory at Connaught Road on 13th March 1959 also cost one life. The first Officer on reaching the scene in about six minutes found that the fire had originated on first floor of a two-floored building and was blazing and spreading quickly through the first floor and the mezzanine floor seriously threatening and adjoining five-floored residential building. The fire was surrounded with effective jets from vantage positions and was quickly brought under control.

It was seen in this case that several business activities, almost in a cluster, were being carried on in a very limited area, without due regard to segregations as fire-breaks. These were (1) Soap manufacturing, (2) Manufacturing of cosmetics, (3) Printing Press, (4) Cardboard-box machinery, (5) Packing work and office rooms.

The fire at Ibrahim Rahimtulla Road on the morning of 27th March 1959 in two shops on the ground floor of a six-floored residential building was of a serious nature. The flames engulfed the two spacious shops and were shooting out the shop towards upper floors and the roof also caught fire due to the intense radiated heat.

The fire situation was aggravated due to the storage of celluloid sheets by the parties in large quantities. There were no casualties.

Burning Casualties.—During the year 84 persons lost their lives in fires out of which only three persons received fatal burns in serious fire while 81 died due to accidental fires such as bursting of oil pressure stoves, falling of oil lamps, etc., Of 84 such fatal casualties, 52 were females, 21 were males and 11 children. Of the 52 females who were burnt to death due to accidental fires all except 5 were between the ages of 16 to 35 and in 27 cases the cause was recorded as 'Doubtful'. Details are mentioned in Appendix IV. 196 persons received minor injuries at fires.

Fire Loss.—During the year 1958-59 there was a heavy damage and loss due to fire and the total loss recorded by this department was about Rs. 1,29,34,843 as against Rs. 57,92,917 in the previous year. The increase in the fire loss is mainly due to three serious fires during the year viz., Ghogari Mohalla on 6th April 1958, No. 10 Shed Victoria Dock on 11th May 1958 and Bombay Timber Market Godown at Reay Road on 15th January 1959 and the total loss due to these three fires alone amount to Rs. 69,39,000. The details of fire losses of the last ten years may be seen in Appendix III.

Insurance.—The value of Insurance of properties affected by fire was about Rs. 66,94,311 and the total value of property involved was Rs. 24,96,45,810. Monthly summaries of fires and annual losses during the last 10 years are given in Appendix III.

Water Supply.—Water supply from the mains for extinguishing fires was satisfactory and the staff of the water department attended promptly. There had been at times some delays in getting the require water supply for extinguishing fires due to the restricted hours of normal supply of water to the City. The approximate quantity of water used in extinguishing fires during the year was 51,24,428 gallons of which 33,69,978 gallons of water were drawn from the Municipal Mains and the rest from tanks, well, sea, etc.

Hydrants.—Inspections of Fire Hydrants were regularly carried out and the defects detected were remedied whenever possible by the staff of the Water Department. This year a procedure has been introduced whereby the defects detected in fire hydrants are immediately brought to the notice of H. E.'s department every day so as to enable the H. E.'s department to rectify the defects without loss of time.

House Collapses.—The Fire Brigade attended 244 incidents of house collapses during the year as against 143 in the previous year that means 101 more incidents of house collapses were attended to than in the previous year. This is due to very heavy rain-fall during the year and the dilapidated conditions of old buildings. 11 persons lost their lives and 84 persons received injuries due to the collapses of buildings. Details of some serious house collapses are mentioned below.

A serious house collapse occurred on 8th July 1958 at Kambekar Street. Two persons died while five others received severe injuries. This was a five-floored old type timber framed building and the complete rear portion collapsed entrapping many persons. All the trapped persons were rescued quickly but one boy aged about 19 years was badly trapped and was practically buried under debris. After strenuous efforts of the Brigade staff exerting over 6 hours in cutting, propping, removing of timber columns, frames, heavy slabs, etc. the boy was extricated with minor injuries. The Brigade arranged for medical aid to the boy even while the rescue operations were in progress.

Another serious house collapse occurred on 19th July 1958 at Huzria Street. In this case, a four-floored building had collapsed. Several persons were stranded on upper floors as the wooden sitar-case was cut off due to fallen debris and many persons were also reported to have been trapped under the debris. Fifty persons were removed to safety from the building by using the Brigade ladders. One child about 8 months was completely buried under the debris and was taken out alive with great skill by firemen. She was given first aid and removed to hospital. Another child was also extricated from the debris but unfortunately was found dead. In all 14 persons were injured in this house collapse, of these two died including the child.

There was a heavy rainfall on 24th August 1958 when the rear portion of a four-floored building at Dongri Street had completely collapsed. Seven persons were reported trapped under the huge mass of debris. The firemen had to work under very trying condition as it was incessantly raining and the loose earth turned into a thick mass of clay that added to the difficulties. All the seven persons were extricated from under the debris. Four were found dead and three had received multiple injuries. It was a wooden framed building with non load-bearing walls. The wooden joists and some wooden beams were in a very decayed condition.

Rescue.—During the year the Brigade attended rescue calls on 78 occasions such as rescuing persons fallen in wells, tanks, etc. persons trapped in electric lift cages, falling of more vehicles in sea, children locking themselves inside rooms, etc. 43 persons died from such incidents while 21 received injuries.

Special Services.—The Fire Brigade responded to 122 calls for Special Services during the year viz., leakage of ammonia and chlorine gas, leakage of dangerous fumes from chemicals, explosions due to crackers, etc. 15 persons lost their lives in such cases while 79 were injured.

New Appliances and Equipments.—During the year, the following appliances and equipments were received:—

- (1) One "DENNIS" Motor Pump with 50 feet "BAYLEY" wheeled Escape—Pump capacity 300—500 G.P.M.
- (2) Two Motor Ambulances "FARGO" type.
- (3) Two "WILLYS" Motor Jeeps.
- (4) One "MEGAPHONE" battery operated to be used at fires and drill grounds by Principal Officers.
- (5) One Smoke Helmet complete with 60 feet of air hose, Safety belt and 70 feet of hemp covered wire rope with double acting foot operating belows and fitted with Telephone transmitting and receiving arrangements.

General.—Due to extension of Municipal limits upto Dahisar and Mulund and increase of Industrial activities it has been considered necessary to provide more Fire Stations in the Suburban area.

Proposals for New Fire Stations in the Suburbs and Extended Suburbs.—(1) A site for a Fire Station at Chembur is already acquired and plans and estimates for construction of a Fire Station are being prepared, (2) Sites for new Fire Stations at Kandivli and Mulund have already been selected and acquisition proceedings are under progress.

Fire Stations at Vikhroli and Chembur.—The preliminary work of construction of Fire Station at Vikhroli is under progress and it is hoped that in about a year's time the work will be finalised. This Station will be equipped with Two Motor Pumps and an Ambulance to serve to the needs of the Eastern Suburb.

New Fire Station in the City (Colaba).—A New Fire Station at Colaba on Victoria Bunder Road having two engines and one Ambulance with staff quarters is under construction and it is hoped that it will be ready during the following year i.e., in 1959-60. Self-contained blocks with separate water electricity and sanitary arrangements are being constructed even for the lower ranks. Separate recreation room will also be provided for the staff. This Station will now have a spacious drill ground for parades, fire-drills, etc. These facilities are lacking at the existing Fire Station on Lala Nigam Road.

Additional Staff Quarters at Fire Brigade Headquarters Byculla.—Provision already exists in the Budget for construction of additional staff quarters at the Headquarters. The quarters when constructed will have the same facilities and amenities as what are being provided at Colaba Fire Station.

Fire Station at Mahim.—The site opposite the Paradise Cinema, on Lady Jamshedji Road, has already been selected and approved by Municipal Commissioner. Acquisition proceedings of the site are still under progress.

Fire Station at Sion.—Site for the Fire Station has already been selected and acquired. Plans and estimates are also submitted to the Works Committee and the Corporation for approval.

Installation of Radio Telephony.—It has been proposed to provide Radio Telephony in the department to increase the efficiency of the operative activities. The Aerial mast of 200 feet has already been erected at Headquarters, Byculla. Steps to procure the Radio Telephony equipments are in progress.

Inspection of Premises for Hazardous Storages.—Two full time licensing officers have been entrusted with the inspection of premises containing hazardous storages and licensable commodities. The Additional 2nd Officer newly appointed is also entrusted with the inspection work in the extended Suburban area. During the year 3246 premises were inspected and 360 cases of complaints were also investigated.

Extra Curricular Activities.—Station Officer V. B. Nikam and Station Officer E. M. Jacob were sent by this Brigade to undergo 12 weeks "Divisional Officer's and Assistant Divisional Officer's Course" and "General Fire Prevention Course" training respectively at the National Fire Service College, Nagpur. Both these Officers were successful in the examinations and Station Officer V. B. Nikam secured 1st Position amongst the successful candidates.

Trainees From National Fire Service College, Nagpur.—During the year trainees from National Fire Service College, were sent to Bombay on four occasions for undergoing practical training as well as visiting various industrial concerns, docks, Air Ports, etc.

Trainees From Outside.—One trainee from Kolhapur, Municipal Borough was sent to this Brigade for a long term practical training.

Fire Fighting Demonstrations.—Students of local schools including A. C. C. Cadets, members of Home Guards and employees of Industrial concerns were given demonstrations in fire fighting and rescue work.

Refresher's Course.—Refresher Course for Motor Drivers, Tindals and Firemen were conducted during the year.

Fire Prevention Week.—The Third Fire Prevention Week was organised in the Bombay State and the Bombay Fire Brigade as usual, joined the other Fire Services in the City such as Home Guards, the Burmah Shell Refineries, the Bombay Port Trust, etc. to make the Week a success.

Fire and Rescue demonstrations were held at various places and cavalcades of fire engines were arranged. Demonstrations in fire-drills and rescue operations were arranged at the Fire Stations for the benefit of students from local schools. Officers of the Bombay Fire Brigade gave lectures to the students on causes of fire, preventive measures and action to be taken in case of a fire.

Annual Competitions.—The annual competitions in Escape Ladder and Hydrant Drill Competition and (2) Extension Ladder and Hydrant Drill Competition were held on 30th March 1959.

"Fort-A" and "Byculla-A" with Station Officers V. B. Nikam and S. V. Shilotri won the competitions respectively. Shri V. L. Gidwani, I.C.S., Municipal Commissioner, presided on the occasion and presented trophies and cash prizes to the first three winning teams.

Candidates From Home Guards for Training.—It was the practice of this department to entertain candidates deputed by Government and Semi-Government bodies for undergoing short term and long term courses of one month and three months respectively in respect of training in fire-fighting. Under the Standing Committee resolution No. 2816 of 29th January 1958 the Municipal Commissioner has been authorised to entertain candidates from Home Guards or other such organizations without charging any fees for the purpose of practical training in fire-fighting by allowing these employees to attend fires, house collapses, etc. under certain conditions.

The Corporation Under their resolution No. 1236 of 15th January 1959 have also approved of the proposal to impart some short term practical training in fire fighting for a period of 10 days to the members of Home Guards free of charge.

Development Plan. The Corporation is preparing the development plan for Greater Bombay showing the lines of which the development or re-development of Bombay should proceed. The proposed plan contemplates Municipal Improvements likely to take place during the next 20 years. A draft development plan so far as the Fire Brigade Department is concerned has been prepared comprising mainly the construction of additional Fire Stations in different parts of the City, Suburbs and Extended Suburbs.

The Government of India had laid down certain standards for the purpose of establishment of Fire Stations in relation to area to be covered and provision of pumping unit in relation to population of the area. Special consideration has also been given to provide additional number of pumping units in areas, having high fire risk, Industrial concerns and large establishments like Docks, Oil installations, refineries, atomic energy, Textile mills, etc. It would however not be economical to follow the standards laid down by the Government of India in all respects and therefore a plan has been prepared taking into consideration the density of population and possible growth of fire hazards in the City within the course of 20 years. The plan envisages about 12 new Fire Stations in Greater Bombay including a Headquarter for the Suburbs.

Segregation of Industries.—Though opening of more Fire Stations has to be considered with the growth of Industries and other building activities, it cannot be denied that the emphasis should be more on the prevention of out-break of fire which in other words means proper segregation of factories, industries, godowns, etc. from residential and congested localities. In the Development plan a mention has been made to consider this factor seriously for avoiding possible devastations. This will however have to be done cautiously with due regard to the hardship that the concerns or industries may encounter.

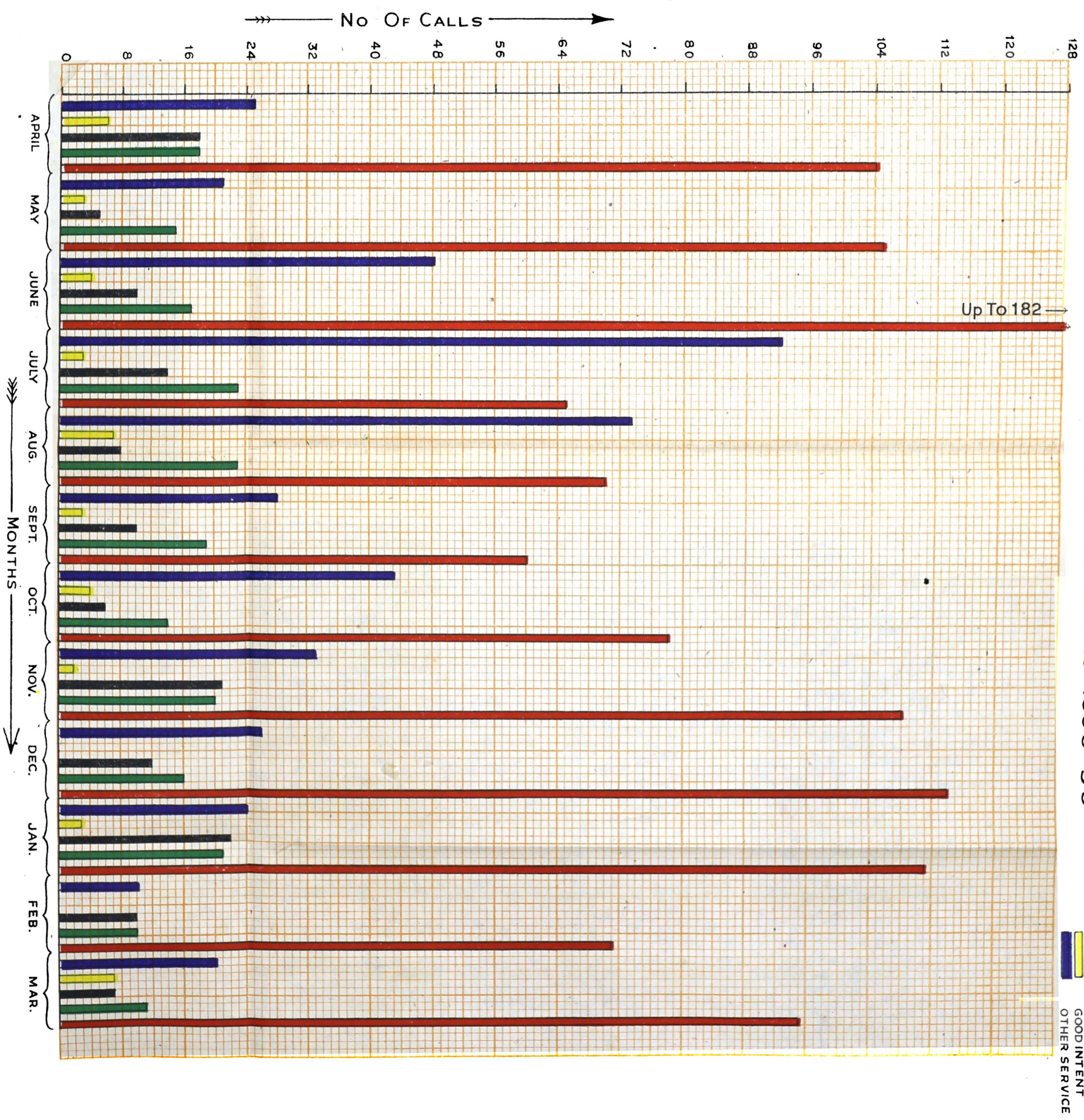
Establishment.—Posts of Additional 2nd Officer and Sub-Officer which were created during the previous year continued during the year also. One post of Stenographer was created as from 1st October 1958. Seven more posts of Motor Drivers and three more posts of Firemen were created during the year under report. One more post of Halalkhore woman was also created as from 10th July 1958.

Ambulance Service.—During the year the Ambulance Service attended 9274 calls within the limits of Greater Bombay and of these 1564 were for accidents, 1726 for maternity, 3616 for hire cases, removing in all 6511 persons. This figure shows a decrease of 179 calls over the last year's figure viz. 9453. First-aid was rendered to injured persons on 142 occasions.

General.—Motor Ambulances travelled a distance of 77167 miles as against 69871 miles in the previous year. The total receipts during the year on account of hire cases amounted to Rs. 26398/- including arrear of the previous year as against Rs. 26,017/- of the last year.

Brigade Establishment.—The cost on account of maintenance of the Fire Brigade Establishment including that of Ambulance services but excluding the charges of Provident Fund, Pension and proportions of general supervision and revenue, Dearness allowance, New works and Debt charges was Rs. 10,73,185

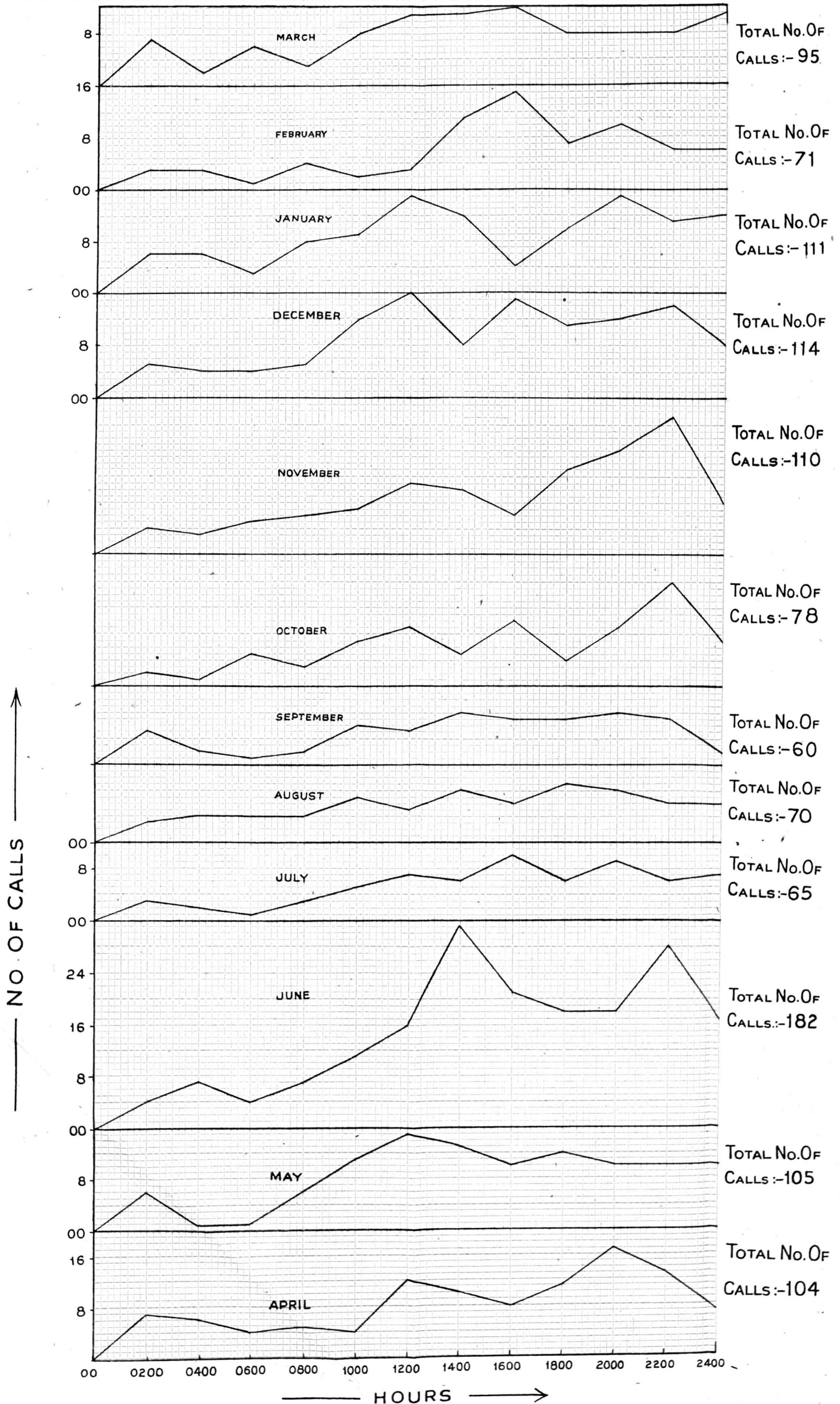
APPENDIX NO I A CHART SHOWING NUMBER OF CALLS DURING 1958-59



FIRE
DEFECT
MALICIOUS
GOOD INTENT
OTHER SERVICE

APPENDIX N^o 1 B

TOTAL NUMBER OF FIRE CALLS RECEIVED DURING TWO HOURS INTERVAL DURING THE YEAR 1958-59



Appendix No. I
BOMBAY FIRE BRIGADE

Summary of calls to Fires (including false alarms) showing the number of times appliances of the Fire Brigade attended and were used for extinguishing fires during the year 1958-59

No.	STATIONS.	NUMBER OF FIRE ALARMS ATTACHED.		HOW CALLED						APPLIANCES ATTENDED.						EXTINGUISHED BY.											
		Municipal.	Private.	By Strangers.	By Fire Alarms.	By Exchange Telephone.	By Police or Salvage Corps.	By Private Telephones.	Total.	Motor Pumps carrying Escape or Ladder.	Trailer Fire Pumps.	Special Lorry.	Motor Turn able Ladder with Pumps.	Motor Emergency Tender.	Crash Tenders.	Fire Unit.	Buckets.	Sand.	Chemical Extinctures.	Hand Pumps.	First Aid Appliances.	Hydrants.	No. of Motor Pumps.	No. of Jets.	Foam Generators.	Automatic Sprinkler heads actuated.	Smoke helmets or breathing apparatus used.
1	Headquarters...	20	6	26	102	112	5	...	245	407	13	...	3	26	...	13	17	6	18	...	49	24	57	74	1	1	3
2	Alexandra Docks	17	1	1	36	40	...	30	107	266	14	...	3	15	...	8	4	4	4	...	18	3	40	54
3	Gowalia Tank	27	2	21	91	109	221	345	13	1	56	24	...	6	3	5	21	6	2	2	1
4	Sewree	10	6	5	51	77	133	287	14	15	...	14	2	2	56	16	65	78	2	9	4
6	Fort	17	7	16	74	96	186	269	79	9	...	2	1	8	1	...	14	...	8	9
7	Colaba	9	2	13	19	24	56	85	...	1	16	5	...	2	...	1	9	1
8	Shivaji Park	8	28	64	100	163	7	9	...	9	4	2	10	...	15	18
9	Worli	15	53	86	154	219	6	17	...	56	1	5	97	...	18	11	22	24
10	Dadar	34	3	15	52	143	210	326	6	...	2	24	4	47	2	4	3	1	30	12	44	63	...	22	2
11	Memonwada	30	3	41	324	184	549	918	21	1	221	52	...	18	10	6	2	14	75	21	52	70	1
12	Mandvi	11	1	8	71	48	127	223	10	...	38	12	...	4	2	2	15	1	20	6	12
13	Andheri	11	...	121	132	166	10	3	43	43	9	...	2	...	17	1	60	65
	Total	175	31	180	901	1104	5	30	2220	3674	114	3	218	211	47	222	55	45	141	3	337	101	377	457	5	32	9

Appendix II

BOMBAY FIRE BRIDGE

Brief Details of the most serious fires during the year (1958-59).

Date.	Time.	Place.	Business	Extinguished by	Damage.	Estimated Damage.
6-4-58	7-21 P.M.	Ghogari Mohalla and Ismail curtay Road	(1) Timber Merchants, (2) Saw Mill (3) Cloth bales pressing, (4) Dealers in oils, etc.	Firemen with 24 Motor Pumps (37 jets) and Three other Fire Services with Three Pumps (3 jets).	Heavy stock of Timber, Saw Mill machinery, several drums containing oils, gunny bags containing ground-nut several rolls of carpets, chaddars, readymade cloths cotton piece goods, personal effects, household furniture, ornaments, etc. etc. severely damaged by fire, heat, smoke and water in several galas of C. I. sheds (used as Timber godowns and Saw-mill) and six residential buildings covering an area of about 20000 sq ft.	20,45,000
					C. I. sheds and residential buildings gutted by fire.	
11-5-58	1-37 P.M.	Victoria Docks, Shed No. 10.	Storage-shed in the Docks.	Firemen with 13 Motor Pumps (19 jets) one Bombay Port Trust Pump (2 jets).	About 8074 pressed Indian cotton bales, large stock of rubber blocks, cement bags, paper rolls, copper coils, nut and bolts, woollen yarns and bobbins, severely damaged by fire, heat, smoke and water in a ground-floored C. I. shed about 350 ft. x 100 ft. (used as godowns).	42,94,000
					Office furniture files, papers, timber joists, rafters, shutters, C. I. sheet roof, brick walls, electric installation, etc. severely damaged by fire, heat, smoke and water.	
15-5-58	7-47 P.M.	Haji Bunder 'D' shed	Hazardous goods water house.	Firemen with 7 Motor Pumps (8 jets) and three Foam lines, Port Trust with one Pump (one Foam line.)	Large stocks of, scrap films, Nitro cellulose, celluloid sheets, paints, acids, alcohols, ethers, alkali metals and other chemicals in drums, wooden crates, carboys, etc. destroyed by fire in a ground-floored brick walled asbestos roofed structure about 76 ft. x 36 ft. (used as godowns.)	64,400
					Asbestos roofed, steel trusses, severely and walls cracked by fire and explosion.	
10-8-58	7-23 A.M.	Jubilee Mills Ltd. Tokerey Jivraj Rd.	Textile Mills.	Firemen with 22 Motor Pumps (2 jets).	Large quantity of loose cotton, cotton yarns, carding combing, drawing and rowing machines, ring frames, high speed winding work machines, bobbing, electric motors, etc. severely damaged by fire, heat, smoke and water in carding preparatory department and spinning department on ground floor and first floor respectively of a two-floored building about 300 ft. x 100 ft. (used as textile mills.)	41,45,000
					Large quantity of finished fine cloth severely damaged by fire, heat, smoke and water in folding and stamping department of a ground-floored asbestos sheet structure about 100' x 50' used as folding department.	
					Two-floored building gutted by fire.	
6-11-58	6-40 P.M.	SS 'Jagdamba' berthed at 'M' shed Princea Docks.	Cargo Ship	Firemen with 16 Motor Pumps (19 jets), Port Trust Fire Service staff with Three Trailer Pumps (3 jets).	Large stock of fuel oil, waste oil cotton wate, electrical accessories, miscellaneous stores articles etc. severely damaged by fire, heat, smoke and water in amid ship and engine room of a Ship about 821.9 nett and 1477 gross tonnage (used as cargo ship only.)	65,000
					Engine room, machinery, boilers, steam pipes, asbestos packing, electric installations, wooden deck heads, doors, sky lights, bulk heads, star board side ships plates and paint work etc. severely damaged by fire, heat, smoke and water and by cutting away.	

Appendix II.—Contd.

Date.	Time.	Place.	Business	Extinguished by	Damage.	Estimate (Damae)
2-12-58	6-55 P.M.	Khetwadi Back Road	Dealers in denatured spirit, and manufacturers of Railway parts, Building Materials furniture, collapsible doors, belts printing press, etc. etc.	Firemen with 12 Motor Pumps (15 jets).	Large quantity of denatured spirit, french polish, etc. destroyed by fire and machinery ruling press, lathe machines, wooden furnitures, printing press machinery, packing stuff, number of other machines, raw materials, etc. severely damaged by fire, heat, smoke and water in several galas of a ground-floored shed about 150 X 50 (used as factories, godowns, printing press, etc.)	1,80,000
7-15-12-58	1-34 A.M.	Sankli Street Cross Lane.	Oil mills and soap manufacturing factory.	Firemen with 17 Motor Pumps (21 jets).	About 400 bags containing ground nuts and teel seeds, 32 containing linseed 145 bag containing oil cakes, ground nut cakes etc. about 8 tons of ground nut oil, two electric motors 40 of H. P. each oil crushers and filters, one boiler coconut oil, soap, tallow etc. severely damaged by fire, heat, smoke and water in a ground-floored C. I. Shed about 100 ft. X 40 ft. (used as oil mill and soap manufacturing factory.) Ground floored-shed and electric installation severely by fire, heat, smoke and water.	1,37,000
7-1-59	6-44 P.M.	Parel Road Cross Lane.	Dealers in engineering goods and rolling shutters manufacturers.	Firemen with 4 Motor Pumps (6 jets).	Large stock of crucibles, some electric motors and starters, diesel engine spare parts, asbestos laggings, laminated sheets, butter churns, corks, wooden and steel racks, packing grass, fire hose, etc. severely damaged by fire, heat, smoke and water in a ground-floored shed about 80 ft. X 60 ft. (used as factory and godown). Electric installations, windows, walls, severely damaged by fire, heat, smoke and water.	1,00,250
15-1-59	3-50 A.M.	Bombay Timber Market, Signal Hill Avenue	Timber merchants, etc.	Firemen with 18 Motor Pumps (23 jets).	Large stock of timber, wooden articles, machinery, Office, furniture, records, electric fittings, electric motors, wooden cases, paper, plastic goods, etc. etc. severely damaged by fire, heat, smoke and water in several galas of two C. I. sheets structures about 400 ft. X 300 ft. (used as timber godowns, saw-mills, factories and dwellings.) Portion of structures, tiled roof severely damaged by fire, heat, smoke and water.	6,00,000
13-3-59	5-48 P.M.	Cannaught Road.	Manufacturers of cosmetics, soap, etc.	Firemen with 11 Motor Pumps (16 jets).	Large stock of fancy tins, jewellery boxes, printed materials, paper cartons, soap bars, card-board papers, box making machinery, cosmetics, office files etc. severely damaged by fire, heat, smoke and water on first-floor of a two-floored building about 130 ft X 70 ft. (used as factory, printing press and cosmetic manufacturing factory). Walls, doors, ceilings wooden lofts, asbestos roofing, electrical installations, severely damaged by fire, heat, smoke and water.	75,000
27-3-59	9-11 P.M.	140-142 Ibrahim Rahimtulla Road.	Carriage and Motor accessories merchants.	Firemen with 12 Motor Pumps (16 jets).	Large stock of rexine cloth, celluloid sheets, furniture, office records, motor and carriage accessories, linoleum, felt and household articles, furniture, etc. severely damaged by fire, heat smoke and water in two shops on ground floor and in living rooms on upper floors of a six-floored building about 200 ft. X 100 ft. (used as shops and dwellings). Wooden doors, windows, ceiling walls, balconies, electric installations, glass work and paint work of the building severely damaged by fire, heat, smoke and water.	1,85,000

Appendix No. III

Monthly summary of Fires and annual losses for the period from 1949-50 to 1958-59

Year	Jan.	Feb.	March	Total	Estimated Loss.
1949-50	46	58	58	666	59,31,086
1950-51	61	68	73	692	31,15,138
1951-52	78	50	58	634	59,32,416
1952-53	50	38	65	608	53,17,303
1953-54	55	59	68	657	28,11,894
1954-55	65	52	83	749	31,25,100
1955-56	72	86	76	992	66,93,496
1956-57	75	86	71	830	38,60,504
1957-58	103	65	112	876	57,92,917
1958-59	111	71	95	1165	1,29,34,843

APPENDIX No. IV
BOMBAY FIRE BRIGADE

Summary of lives lost at fires during the year 1958-59 including persons who succumbed to the injuries received.

Date	Time	Place	Supposed Cause	Particulars.
5-4-58	4-07 P.M.	25, Jankibai Mandir Compound, 2nd Pofalwadi.	Defective oil pressure stove.	Bai Shevanti Bai Babu, aged about 25 years, severely burned all over body. First-aid rendered by Brigade, removed to hospital in Brigade Ambulance. Detained for treatment. Since dead.
6-4-58	7-21 P.M.	Ghogari Moballa, Iamti Curtay Road, Fatch Saw Mill	Unknown	(1) Mohamed Yunus Mohamed Ayub, aged about 35 years, fell to the ground from the 4th floor of the building when sliding down the rope. Expired in J. J. Hospital. (2) Mrs. Mustafa Begum Abdul Rehman, aged about 21 years, fell to the ground floor while sliding down the rope from upper floor of the building. Admitted in J. J. Hospital where expired. (3) Dada Kasim, aged about 50 years, slightly burned on left wrist and foot and on upper extremities. Detained in J. J. Hospital where expired.
6-4-58	7-50 P.M.	Kopargaon Estates, Love Lane.	Doubtful	Bai Shantabai Keshav, aged about 32 years, severely burned all over body. First-aid rendered by Brigade and removed to hospital in Brigade Ambulance. Since dead.
8-4-58	6-23 P.M.	Madhav Bhuvan, Near Kamala Mills Ltd. Tulsi Pipe Road.	Defective oil pressure stove.	Kondiba More, aged about 40 years, severely burned all over body. First-aid rendered by Brigade and removed to hospital in Brigade Ambulance. Detained in hospital. Since dead.
9-4-58	6-36 A.M.	24-26 Old Bengalpura Street.	Sari coming in contact with naked light.	(1) Bai Hamidabai Ramzan, aged about 24 years, (2) Shri Ramzan Abdul Karim, aged about 26 years, both severely burned all over body. First-aid rendered by Brigade removed to hospital in Brigade Ambulance. Detained for treatment. Since dead.
13-4-58	3-25 O.M.	61 Kamatipura 8th Lane	Wearing apparel coming in contact with naked light.	Bai Gangabai Vazira, aged about 13 years, severely burned all over body. First-aid rendered by Brigade, removed to hospital in Brigade Ambulance. Detained for treatment. Since dead.
13-4-58	9-14 P.M.	30 Housing Colony, Kala Chowki Road.	Naked light coming in contact with wearing apparel.	Bai Lilabai Laxmanrao Upasani, aged about 22 years, severely burned all over body. First-aid rendered by Brigade. Removed to hospital in Brigade Ambulance. Detained for treatment. Since dead.
14-4-58	6-16 P.M.	Shivaji Nagar, Delisle Road.	Doubtful	Harishchandra Govind, aged about 25 years, severely burned all over body. First-aid rendered by Brigade, and removed to hospital in Brigade Ambulance. Detained for treatment. Since dead.
14-4-58	7-05 P.M.	Dharavi Road	Wearing apparel coming in contact with naked light.	Bai Mustari Begam, Barkatali, aged about 20 years, severely burned all over body. First-aid rendered by Brigade removed to hospital in Brigade Ambulance. Detained for treatment. Died on 16th April 1958.
18-4-58	4-17 A.M.	Wakdi Chawl, New Prabhadevi Road.	Sari coming in contact with naked light.	Bai Jeevibai Baharmal, aged about 29 years, severely burned all over body. Since dead.
22-4-58	7-59 P.M.	1A, Marve Street, Chowpaty.	Doubtful	Bai Kailas Vinod, aged about 30 years, burned to death before arrival of Brigade. Body handed over Police.
28-4-58	1-33 P.M.	73 Vishnu Bhuvan, Hindu Colony, Road No. 2, off Sir Bhalchandra Road.	Doubtful	Bai Manjula, aged about 28 years, severely burned all over body. First-aid rendered by Brigade and removed to hospital. Since dead.
12-5-58	8-05 A.M.	2, Jehangir Daji Cross Lane.	Petrol Vapour coming in contact with naked flame.	(1) Jamshed Naservani, aged about 37 years; (2) Bai Khorshidabai Jamshed, aged about 32 years; both severely burned all over body. First-aid rendered by Brigade and removed to hospital in Brigade Ambulances. Since dead.
15-5-58	4-32 P.M.	Govindji Jivandas Building, Ghodbunder Road, Kandivli.	Saree coming in contact with naked light.	Muktabai Girdharlal, aged about 20 years, severely burned all over body. First-aid rendered by Brigade and removed to hospital in Brigade Ambulance. Detained for treatment. Since dead.
16-5-58	2-42 P.M.	12B, Vincent Road, Rohan Building.	Unknown	Bai Pushpabai Vasudeo Acharekar, aged about 14 years, severely burned all over body. First-aid rendered by Brigade and removed to hospital in Brigade Ambulance. Detained for treatment. Died on 16th May 1958.
16-5-58	10-37 A.M.	70, Township Colony, Chembur.	Defective oil pressure stove.	Bai Kinjai Silwargi, aged about 25 years, severely burned all over body. First-aid rendered by Brigade and removed to hospital in Brigade Ambulance. Detained for treatment. Died on 17th May 1958.
17-5-58	8-54 P.M.	262-64, Walkeshwar Road	Doubtful	Bai Nirmala Chandulal, aged about 20 years, severely burned all over body. First-aid rendered by Brigade and removed to hospital in Brigade Ambulance, where she expired.

APPENDIX No. IV.—(Contd.)

BOMBAY FIRE BRIGADE

Summary of lives lost at fires during the year 1958-59 including persons who succumbed to the injuries received.

Date	Time	Place	Supposed Cause	Particulars.
19-5-58	9-49 P.M.	Krishna Kunj, Dadabhai Road Vile Parle (West)	Defective oil pressure stove.	Bai Mangalabai Hiralal, aged about 22 years, severely burned all over body. First-aid rendered by private Doctor and removed to hospital in Brigade Ambulance. Detained for treatment. Since dead
26-5-58	6-49 P.M.	H. Mahajan House, Reay Road	Saree coming in contact with naked flame.	Smt. Sulochana Ganpat Wayangankar, aged about 18 years, severely burned all over body. First-aid rendered by Brigade and removed to hospital in Brigade Ambulance. Detained for treatment. Since dead
12-6-58	4-05 P.M.	Kailas Bhuvan, Sun Mill Lane	Doubtful	Bai Tulsibai Akkaram, aged about 29 years, severely burned all over body. First-aid rendered by Brigade and removed to hospital in Brigade Ambulance. Since dead
12-6-58	6-41 P.M.	44, Neapean Sea Road ...	Defective oil pressure stove	Bai Somibai Kuwarji, aged about 30 years, severely burned all over body. First-aid rendered by Brigade and removed to hospital in Brigade Ambulance. Detained for treatment. Since dead
15-6-58	7-35 P.M.	3, DeLisle Road ...	Doubtful	Bai Chandrabhaga Ramji, aged about 18 years, severely burned all over body. First-aid rendered by Brigade and removed to hospital in Brigade Ambulance. Detained for treatment. Since dead.
28-6-58	11-58 A.M.	Kaji Kassam Chawl, Surparibaug Road.	Doubtful	Bai Sumanbai, aged about 20 years, severely burned all over body. Died before arrival of Brigade. Dead body handed over to Police.
15-7-58	11-16 A.M.	Diamond Surgical Dressing Works, 381 Authur Road	Defective Electric circuit.	(1) Pandurang Narayan, aged about 23 years; (2) Rama Laxman, aged about 34 years; both severely burned all over body due to steam from boiler and were removed to hospital before arrival of Brigade by the authorities of the firm. Since dead.
16-7-58	5-24 P.M.	26C, Road No. 3, Khar.	Saree coming in contact with naked light of stove.	Bai Prabhavati Purshotam Prajapati, aged about 22 years, severely burned all over body. First-aid rendered by Brigade and removed to hospital in Brigade Ambulance. Detained for treatment. Since dead.
17-7-58	3-19 P.M.	Shaikh Misary Durgah, Antop Hill, Wadala.	Wearing apparel coming in contact with naked light from oil pressure stove	Bai Zulekha Ismail, aged about 27 years, severely burned all over body. First-aid rendered by Brigade and removed to hospital in Brigade Ambulance. Detained for treatment. Died on 20th July 1958.
23-7-58	1-14 P.M.	9B N. C. Kelkar Road, Patilwadi.	Saree coming in contact with naked light.	Snehata Manohar Purandare, aged about 25 years, severely burned all over body. First-aid rendered by Brigade and removed to hospital in Brigade Ambulance. Detained for treatment. Since dead
24-7-58	10-19 A.M.	Shaikh Misary Durgah Antop Hill Wadala.	Wearing apparel coming in contact with naked light.	Bai Badrunissa Mohsin, aged about 22 years, severely burned all over body. First-aid rendered by Brigade and removed to hospital in Brigade Ambulance. Detained for treatment. Died on 24th July 1958.
1-8-58	11-06 A.M.	38A, Parel Back Road	Doubtful	Bai Gangabai, aged about 30 years, severely burned all over body. First-aid rendered by Brigade and removed to hospital in Brigade Ambulance. Since dead
3-8-58	10-50 A.M.	Gowalia Tank Road, Fellowship School, Compound	Naked light coming in contact with petrol vapour.	Bai Tai Hari, aged about 30 years, severely burned all over body. First-aid rendered by Brigade and removed to hospital in Brigade Ambulance. Detained for treatment. Since dead
7-8-58	2-18 P.M.	Ragho Mude Wad, Sayani Road Cross Lane.	Wearing apparel coming in contact with naked light.	Bai Saraswati Ganpat, aged about 25 years, severely burned all over body. First-aid rendered by Brigade and removed to hospital in Brigade Ambulance. Since dead
15-8-58	6-19 P.M.	Swaminarayan Building, 24-3rd Bhoiwada.	Doubtful	Bai Gunvantibai Ratil, aged about 27 years, burned to death before arrival of Brigade. Body handed over to Police
17-8-58	4-53 P.M.	Janta Colony Mankhurd	Wearing apparel coming in contact with naked light	Bai Parchamma Gopa, aged about 18 years, severely burned all over body. First-aid rendered by Brigade and removed to hospital in Brigade Ambulance. Detained for treatment. Died on 21st August 1958
21-8-58	3-55 P.M.	B I. T Chawl No 20, Gell Street.	Do.	Ba Laxmibai Babu Powar, aged about 30 years severely burned all over body. First-aid rendered by Brigade and removed to hospital in Brigade Ambulance. Detained for treatment. Since dead
29-8-58	6-17 P.M.	9, 2nd Carpenter Street	Saree coming in contact with lighted stove.	Bai Ambabai Mahadeoji, aged about 23 years, severely burned all over body. First-aid rendered by Brigade and removed to hospital in Brigade Ambulance. Detained for treatment. Since dead.

APPENDI No. IV.—(Contd.)

BOMBAY FIRE BRIGADE

Summary of lives lost at fire during the year 1958-59 including persons who succumbed to the injuries received.

Date	Time	Place	Supposed Cause	Particulars.
30-8-58	7-58 P.M.	Seikh Misary Darga Antop Hill, Vadala	Wearing apparel coming in contact with naked flames from stove.	Balkrishna Devram, aged about 20 years, severely burned all over body. First aid rendered by Brigade and removed to hospital in Brigade Ambulance. Detained for treatment. Died on 4-9-1958.
8-9-58	11-05 A.M.	395-97 Ruia Building Kalbadevi Road	Doubtful	... Bai Hiralaxmi Thakkar aged about 28 years burned to death before arrival of Brigade. Body handed over to Police.
11-9-58	4-15 P.M.	126, Gokhale Road N.C. Kelkar Road	Wearing apparel coming in contact with naked flames from oil.	Suhas Chandrakant Mohite, aged about 20 years severely burned all over body. First-aid rendered by Brigade and removed to hospital in Brigade Ambulance. Detained for treatment. Since dead
21-9-58	3-15 A.M.	Ram Baug 210, Lady Jamshedi Road	Doubtful	... Anusayabai Parsharam Pendse, aged about 53 years, severely burned all over body. First-aid rendered by Brigade and removed to hospital in Brigade Ambulance. Detained for treatment. Since dead
26-9-58	8-56 A.M.	27, Bhandar Gully Off Lady Jamshedi Road	Doubtful	... Ramchand Karamchand Jurnani aged about 55 years burned to death before arrival of Brigade. Body handed over to Police
30-9-58	10-31 A.M.	Delisle Road Municipal Chawls	Unknown	... Kantaben Jethalal aged about 19 years severely burned all over body. First-aid rendered by Brigade and removed to hospital in Brigade ambulance. Detained for treatment. Since dead
4-10-58	9-35 A.M.	174C, Cavell Cross Lane No. 7	Saree coming in contact with naked flame (from oil pressure stove)	Bai Shantabai Mathuradas aged about 52 years severely burned all over body. First-aid rendered by Brigade and removed to hospital in Brigade Ambulance. Detained for treatment. Since dead
4-10-58	5-38 P.M.	Dhuru Wadi, Ram Marut Road	Saree coming in contact with naked light (from kerosene lamp).	Tarabai Harishchandra aged about 16 years, severely burned all over body. Taken to hospital in Police Wireless van before arrival of Brigade. Since dead
18-10-58	8-05 A.M.	Banganga Road	... Saree coming in contact with lighted stove	Bai Devayani Vishnuprasad aged about 20 years, severely burned all over body. First-aid rendered by Brigade and removed to hospital in Brigade Ambulance. Detained for treatment. Since dead.
20-10-58	1-20 P.M.	21A, B. I. T Chawls, Room No. 68 Chandan Wadi Girgaum Road	Friction of explosive materials.	(1) Raghunth Baburao Shirsagar, aged about 30 years multiple and crushed injuries to hands, feet and face and right hand palm cut off. First-aid rendered by Brigade and removed to hospital in Brigade Ambulance. Since dead (2) Natha Bhiku, aged about 5 years, multiple injuries to face, hands and feet. Taken to hospital in Police Wireless Van. Since dead
23-10-58	7-18 P.M.	461, Tardeo Road	... Saree coming in contact with naked light	Shri Jashwant Rajaram aged about 16 years severely burned all over body. First-aid rendered by Brigade and removed to hospital in Brigade Ambulance. Detained for treatment. Since dead
27-10-58	8-42 P.M.	532, Bandra Bazar Cross Road	Doubtful	... Bai Rashida Begum Alijan aged about 16 years, severely burned all over body. Taken to hospital in Private motor vehicle before arrival of Brigade. Detained for treatment. Since dead
8-11-58	8-02 A.M.	Uday Bhavan, Girgaum Road	Doubtful	... Bai Shama Vinayak Shinde aged about 22 years burned to death. Body handed over to Police.
13-11-58	8-41 P.M.	P & O Terrace, Maza-gaon Dock Officer's Quarters, Dockyard Road	Saree coming in contact with naked flame.	Smt. Sulochana Chintaman Pradhan, aged about 40 years, severely burned on chest, abdomen and hands. First-aid rendered by Brigade and removed to hospital in Brigade Ambulance. Detained for treatment. Since dead
14-11-58	11-40 A.M.	3rd, Street, Mary Road	Doubtful	... Bai Narmadabai Walji, aged about 13 years, severely burned all over body. First-aid rendered by Brigade and removed to hospital in Brigade Ambulance. Detained for treatment. Since dead
29-11-58	5-41 P.M.	Municipal Chawl, Arthur Road	Doubtful	... Bai Banabai Karsal, aged about 20 years, burned to death before arrival of Brigade. Body handed over to Police.
1-12-58	5-19 P.M.	190, Antop Hill Road Wadala Station Road	Wearing apparel coming in contact with naked light.	Bai Parvatibai Premchand aged about 35 years, severely burned all over body. First-aid rendered by Brigade and removed to hospital in Brigade Ambulance. Detained for treatment. Since dead
15-12-58	8-06 P.M.	299, N. C Kelkar Road	Saree coming in contact with naked flame of stove).	Bai Vitahabai Sitaram aged about 55 years, burned to death before arrival of Brigade. Body handed over to Police
16-12-58	3-09 P.M.	364 N. C. Kelkar Road.	Saree coming in contact with a flame of a stove.	Bai Parvatibai Mshadeo, aged about 18 years, severely burned all over body. First-aid rendered by Brigade and removed to hospital in Brigade Ambulance. Detained for treatment. Since dead.

APPENDIX No. IV—(Contd.)

BOMBAY FIRE BRIGADE

* Statement of lives lost at fires during the year 1958-59 including persons who succumbed to the injuries received.

Date	Time	Place	Supposed Cause	Particulars.
23-12-58	1-35 P.M.	304F Delisle Road, B. D. D. Chawl No. 3.	Doubtful	... Bai Shantibai Sakharam aged about 30 years, severely burned all over body. First-aid rendered by Brigade and removed to hospital in Brigade Ambulance. Since dead.
29-12-58	2-21 A.M.	18 Kumbharwada, 4th Lane.	Defective oil pressure stove.	Anusaya Ganpat Gadgo, aged about 16 years, severely burned all over body. First-aid rendered by Brigade and removed to hospital in Brigade Ambulance. Since dead.
8-1-59	12-42 P.M.	Central Railway Quarters, Station Road, Mulund.	Naked light coming in contact with wearing apparel.	Bai Shardabai Ramakant, aged about 22 years, severely burned all over body. First-aid rendered by Brigade and removed to hospital in Brigade Ambulance. Detained for treatment. Died on 8th January 1959.
15-1-59	1-33 P.M.	Mackaw Mansion, 7 Gunbow Street.	Doubtful	... Babu, aged about 20 years, burned to death. Body handed over to Police.
26-1-59	11-46 A.M.	501B Delisle Road	... Doubtful	... Bai Mathurabai Machindra, aged about 30 years, severely burned all over body. First-aid rendered by Brigade and removed to hospital in Brigade Ambulance. Detained for treatment. Since dead.
27-1-59	9-13 P.M.	7 Hansali Tank Road, Dadar.	Doubtful	... Bai Tilottama Ramchandra, aged about 23 years, severely burned all over body. First-aid rendered by Brigade and removed to hospital in Brigade Ambulance. Detained for treatment. Since dead.
27-1-59	11-05 P.M.	67x Mirza Street	... Saree coming in contact with naked flame from oil pressure stove.	Bai Krishna Devi Udai Narayan, aged about 23 years, severely burned all over body. First-aid rendered by Brigade and removed to hospital in Brigade Ambulance. Detained for treatment. Since dead.
2-2-59	2-09 P.M.	Motor Lorry on road, Pawai Road, Bombay Agra Road, Bhandup.	Compact with tree	... Vithal Vishnu Mahale, aged about 24 years charred and body handed over to Police.
9-2-59	3-14 P.M.	Devpada Vikroli, Bombay Agra Road.	Doubtful	... Bai Sakinabai Abdul Kadar, aged about 22 years severely burned all over body. Taken to hospital before arrival of Brigade. Detained for treatment. Died on 10th February 1959.
12-2-59	6-57 P.M.	Trombay, Koliwada, Trombay Road	Saree coming in contact with naked light.	Bai Vijayabai Anandrao, aged about 18 years, severely burned all over body. First-aid rendered by Brigade and removed to hospital in Brigade Ambulance. Detained for treatment. Died on 19th February 1959.
16-2-59	10-31 P.M.	132 Tambavala Bldg., Tank Street.	Throw down cracker	... Mohamed Usman Abdul Kadir, aged about 24 years severely burned all over body. First-aid rendered by Brigade and removed to hospital in Brigade Ambulance. Detained for treatment. Since dead.
17-2-59	4-04 A.M.	Delisle Road, B. D. D. Chawl No. 17.	Doubtful	... Bai Rukmuni Bai Pandurang, aged about 42 years, found burned to death. Body handed over to police.
19-2-59	5-46 P.M.	Kohinoor Mills Chawl Compound, Jotiba Fule Road.	Doubtful	... Bai Subhadrabai Eknath Turang, aged about 17 years severely burned all over body. First-aid rendered by Brigade and removed to hospital in Brigade Ambulance. Detained for treatment. Died on 22nd February 1959.
21-2-59	3-15 P.M.	K. S A. Building and shed, Bhawani Shankar Road	Unknown	... (1) Shri Ganpat Shivram, aged about 32 years severely burned all over body. First-aid rendered by Brigade and removed to hospital in Brigade Ambulance, but died on way to hospital when removed in Brigade Ambulance. (2) Shri Narayan Potat, aged about 35 years, severely burned all over body. First-aid rendered by Brigade and removed to hospital in Brigade Ambulance. Since dead.
23-2-59	2-45 P.M.	Thakersey Gopalji Building, Old Hanuman First Cross Lane.	Defective oil pressure stove.	Bai Champabai Shivalal, aged about 25 years, severely burned all over body. First aid rendered by Brigade and removed to hospital in Brigade Ambulance. Detained for treatment. Since dead.
27-2-59	1-42 P.M.	20 Arthur Road	... Saree coming in contact with naked light.	Bai Kantabai Pannalal aged about 18 years, severely burned all over body. First-aid rendered by Brigade and removed to hospital in Brigade Ambulance. Detained for treatment. Since died in hospital.
2-3-59	3-06 P.M.	44 3rd Marine Street, Daruwalla Buildir Dhobi Talao.	Doubtful	... Shri P N. Dias, aged about 33 years, severely burned all over body. First-aid rendered by Brigade and removed to hospital in Brigade Ambulance. Detained for treatment. Since dead.

APPENDIX No IV—(Contd.)

BOMBAY FIRE BRIGADE

Summary of lives lost at fires during the year 1958-59 including persons who succumbed to the injuries received.

Date	Time	Place	Supposed Cause	Particulars.
3-3-59	3-06 P.M.	Takpada, Kurla Andheri Road Marol Village.	Unknown	... Kondu Dhondiba, aged about 1½ years, burned to death, before arrival of Brigade. Body handed over to Police.
4-3-59	6-57 P.M.	313 Samuel Street and 38 Issaji Street.	Unknown	... Kumar Baba Dewaji, aged about 3 years, fractured spine and injuries to lung and spleen due to falling debris of collapsed wall. Expired before arrival of Brigade. Body handed over to Police.
6-3-59	4-37 A.M.	493-95 Ketty Mansion, Chira Bazar, Girgaum Road	Defective oil pressure stove.	Smt. Franklin C Waz, aged about 25 years, severely burned all over body. First-aid rendered by Brigade and removed to hospital in Brigade Ambulance. Detained for treatment. Since dead
11-3-59	9-03 A.M.	144A White House, Chinchpokli Lane.	Doubtful Cross	... Kesarbai Popatlal Bhanjee, aged about 22 years, burned to death. Body handed over to Police.
13-3-59	5-48 P.M.	Patanwala Building, 62A-62B, Cannasught Road	Unknown	... Gulam Ali Mohamed Ali Hydari, aged about 44 years, severely burned on hands, face and chest. Rescued by Brigade and taken to hospital in Wireless Jeep of Police. Since dead
23-3-59	5-43 P.M.	24A Owner's Court Strand Road	Doubtful	... Chandumal Khemchand, aged about 55 years, severely burned all over body. First-aid rendered by Brigade and removed to hospital. Detained for treatment. Since dead

MUNICIPAL GARDENS

1. Shri G. S. Hegde held the post of Superintendent of Gardens during the year 1958-59.
2. There are 20 gardens, 61 recreation grounds, 4 fountains, 7 traffic islands, 5 open spaces, 4 badstands, 4 box hedges and 1 statue, placed in charge of this department. Two gardens, (1) at Naigaum Upper Primary School and (2) at Plot No. 121-123 and 128-130 Sewtee Wadala Scheme and an ornamental fountain at Kings Circle Garden, Matunga, were added to the existing 106 sites during the year.

Sites
3. The number of visitors to the Victoria Gardens is on the increase like last year. The gardens were entirely closed from 14th June to 21st June 1958 to the public due to general strike of the employees. However arrangements to feed the animals and to avoid starvation, were made with the help of the office staff, who extended their hearty co-operation in doing the odd job.

Visitors
4. Students from the Colleges and Schools were conducted around the garden and as usual botanical specimens were supplied to the Educational Institutions in the State. A structure with old wooden material and wire netting available was built during the year under report for propagating flowering annuals and permanent flower beds of decorative and geometrical designs were provided on the lawns along central pathways. In the shady areas where doob grass did not thrive, another type of grass with border leaves and spreading habit was planted in keeping with the surroundings. The plot adjacent to the office was laid out with flower bed and pathways.

Victoria Gardens
5. The Open Air Theatre in the Victoria Gardens proved to be a centre of attraction. It was reserved on 115 occasions during the year under report for cultural programme, dramas and social gatherings, conducted mostly by lower and middle class of people and the annual yield by way of rent was Rs. 6,665.00.
6. During the year under report, 16 band, 25 Indian vocal music, 73 orchestra and 460 recorded music programmes were arranged at different gardens. In addition to this, music broadcast by All India Radio was relayed every day in the Victoria Gardens between 5 P.M. and 7 P.M. The elephant, camel and pony rides in the Victoria Gardens, continued to be interesting as before.
7. Wild Life Week was celebrated like last year from 1st October 1958 to 7th October 1958 in the Victoria Gardens under the advice of the Indian Board for Wild Life. Voluntary donations were collected from the visitors to the Zoo and informative talks were arranged specially in the interest of the school going children. Directed children's centres at Victoria Gardens under the supervision of the Y. M. C. A. and Bombay Presidency Women's Council and directed play centres for adults at (1) Mastan Tank Playground, (2) Willingdon Memorial Playground, (3) Club Back Road Playground and (4) Playground opp. Proctor Branch, Y. M. C. A. under the supervision of Y. M. C. A. and the play centre at 2nd Peerkhan Street under the supervision of Nagpada Neighbourhood House, continued to be very popular and different tournaments including floodlight, volley ball games were successfully conducted thereat during the year. In addition to this, the Bombay State Women's Council conducted 9 centres in the different Municipal Gardens in the City.

Wild Life Day
8. Similarly during the year under report, 45 mosaic benches were provided at the following gardens and recreation grounds:—

8 Nos. at Khodadad Circle Garden, donated by Janjira Motor Driving School. 6 Nos. at Nawab Tank Garden. 8 Nos. at Jacob Circle Garden. 7 Nos. at Veer Kotwal Garden. 10 Nos. at Curry Road Garden. 6 Nos. at Haji Ali Park.
9. Special repairs and new works provided in the Budget Estimates for 1958-59 were also carried out at the Victoria Gardens and other public gardens at a total cost of Rs. 40,664.00.
10. 715 trees were planted in the City during Van Mahotsav on newly constructed roads and as replenishment of casualties on the roads and in public gardens.
11. During the year under report, the live stock in the Zoo Section decreased by 17 per cent. as shown in Appendix 'A'

Increase.—1,443 mammals, 43 birds were born, 145 mammals, 46 birds and 7 reptiles were received as presents, 2 mammals, 10 birds and 8 reptiles were purchased. 10 mammals and 32 birds were received in exchange.

Similarly important acquisitions during the year were a female Rhinoceros and two pairs of Quokkas, a male Emu and a male Chimpanzee.

Decrease.—91 mammals, 87 birds and 21 reptiles died. 1,302 mammals, 36 birds and 2 reptiles were sold. 2 mammals and 7 birds were given in exchange. The experimental animals section for the Municipal Medical Colleges has been improved.

76 wild animals and birds were treated in the Zoo hospital and 54 specimen of patho-bacteriological interests were examined free of charge at the Bombay Veterinary College.

The total expenditure and income of Garden Department during the year under report was Rs. 7,10,485.00 and Rs. 67,777.58 as against Rs. 6,42,052.00 and Rs. 36,032.15 respectively during the previous year.

	G. S. HEGDE, (S)
	Superintendent, (V)
	Municipal Gardens Bombay.

APPENDIX "A"

List of Animals in the Zoological Section.

	Nos.		Nos.
A.—Carnivorous Animals		E.—Primates or Monkey tribe	
(1) Lion	4	(1) Chimpanzee	1
(2) Tiger	1	(2) Drill	2
(3) Leopard	8	(3) Baboon Gelada	2
(4) Leopard Black	1	(4) Monkey Langoor	3
(5) Hyaena	9	(5) Monkey Sumangaby	2
(6) Wolf	2	(6) Monkey Golden Rhesus	3
(7) Jackal	6	(7) Monkey Lion tailed	1
(8) Fox	2	(8) Monkey Rhesus	7
(9) Alsatian dog	1	(9) Monkey Bonnet	2
(10) Chow chow Dog	2	(10) Monkey Mona	1
(11) Local dog	4	(11) Monkey Vervet	1
(12) Dingo	2	(12) Slender Loris	1
(13) Bear Sloth	2	(13) Hullock Gibbon	1
(14) Bear Himalayan Black	3		27
(15) Bear Himalayan Brown	1		
(16) Bear, European, Brown	1		
(17) Panda or cat Bear	1		
(18) Civet Lesser	1		
(19) Civet Palm	3		
(20) Jungle cat	2		
(21) Mongoose	3		
(22) Cat local	1		
	60		
B.—Herbivorous Animals		F.—Birds	
(1) Elephant	1	(1) Fowl four legged	1
(2) Camel	2	(2) Jungle fowl	5
(3) Giraffe	1	(3) Fowl Rhode Island red	1
(4) Rhino ceros	1	(4) Fowl, white Leghorn	2
(5) Hippopotamus	2	(5) Guin fowl	12
(6) Zebra	2	(6) Turkey fowl	2
(7) Sambhar	3	(7) Peafowl white	1
(8) Deer Spotted	29	(8) Peafowl, Indian	6
(9) Deer Ribfaced	4	(9) Pheasant, Fireback	1
(10) Deer Fallow (Brown)	7	(10) Pheasant cheer	1
(11) Deer Mouse	4	(11) Pheasant Silver	1
(12) Antelope Indian	11	(12) Pheasant Amherst	1
(13) Antelope four horned	2	(13) Hornbill Pied	1
(14) Gazelle Indian	1	(14) Hornbill King	2
(15) Barbary Sheep	1	(15) Marsh Harrier	2
(16) Fat tailed sheep	6	(16) Horned owl large	2
(17) Sheep Indian	1	(17) Vulture	1
(18) Blue Bull	15	(18) Quail, Bush	13
(19) Wild Boar	1	(19) Partridge Chakore	11
(20) Pony	1	(20) Partridge, Indian	2
	95	(21) Partridge, Painted	1
		(22) Pigeon Jacobin	8
		(23) Pigeon, Fantailed	41
		(24) Pigeon common	30
		(25) Pigeon Shiraji	16
		(26) Pigeon Nun	3
		(27) Pigeon Powter	9
		(28) Pigeon Homer	10
		(29) Pigeon white crested	4
		(30) Pigeon Tumbler	8
		(31) Dove, white	4
		(32) Dove, Red	3
		(33) Dove, Crested	1
		(34) Dove, turtle	6
		(35) Dove green	1
		(36) Weaverbird	2
		(37) Macaw Red and green	1
		(38) Cockatoo white Lemon crested	1
		(39) Cockatoo white yellow crested	1
		(40) Cockatoo, Blue eyed	1
		(41) Cockatoo Roseate	3
		(42) Parrot Alexandrine	3
		(43) Parrot Ring necked	13
		(44) Parrot Blossom headed	4
		(45) Budgerigar	8
		(46) Myna Brahmini	2
		(47) Myna Grey headed	3
		(48) Myna Bank	3
		(49) Lalmunia	14
		(50) Finch Diamond	2
	319		
C.—Marsupial animals			
(1) Kangaroo	3		
(2) Quokka	4		
	7		
D.—Rodents			
(1) Guineapig	30		
(2) Wild Hare	3		
(3) Rabbit	45		
(4) Porcupine	3		
(5) Rat white	114		
(6) Mice white	112		
(7) English Pigs	12		
	319		

	No.		No.
(51) Finch Bicoloured	...	5	
(52) Finch, Silver	...	2	
(53) Robin, Pekin	...	4	
(54) Bulbul, Black	...	1	
(55) Bulbul, Red whiskered	...	2	
(56) Sparrow Java	...	6	
(57) Magpie Blue	...	1	
(58) Jay Nepal	...	1	
(59) Cuckoo Indian	...	4	
(60) Conure, Green	...	1	
(61) Laughing Thrush white crested	...	1	
(62) Laughing Thrush white throated	...	2	
(63) Black Thrush	...	1	
(64) Crane Sarus	...	5	
(65) Crane Demoiselle	...	3	
(66) Crane Crowned	...	2	
		<u>316</u>	
<i>G.—Birds Aquatics</i>			
(1) Pelican	...	3	
(2) Swan, Black	...	3	
(3) Goose Red bill	...	10	
(4) Goose Indian	...	25	
(5) Goose Magpie	...	3	
(6) Bargoose	...	7	
(7) Duck Muscovi	...	2	
(8) Duck Brahma	...	3	
(9) Duck Pintailed	...	1	
(10) Duck comb	...	4	
(11) Duck spotbill	...	6	
(12) Duck, wild spotted	...	2	
(13) Duck Mullard	...	1	
(14) Pochard white eye	...	1	
(15) Pochard Large and small	...	3	
(16) Seagull, small	...	8	
		<u>82</u>	
			<i>H.—Birds (Waders or semi Aquatic)</i>
(1) Adjutant	...	3	
(2) Moorhen	...	3	
(3) Stork Black necked	...	2	
(4) Stork painted	...	1	
(5) Stork white necked	...	1	
(6) Ibes	...	5	
(7) Heron Blue	...	2	
(8) Heron Pond	...	4	
(9) Egret cattle	...	4	
		<u>25</u>	
			<i>I.—Birds (Flightless)</i>
(1) Emu	...	2	
(2) Ostrich	...	3	
		<u>5</u>	
			<i>J.—Reptiles</i>
(1) Crockodile	...	4	
(2) Tortoise Giant	...	3	
(3) Tortoise star small	...	13	
(4) Tortoise Mud or Ground	...	4	
(5) Turtle Pond	...	6	
(6) Python Indian	...	3	
(7) Python Malayan	...	1	
(8) Snake rat	...	1	
(9) Snake Viper Green	...	3	
(10) Snake Cobra	...	1	
(11) Snake Green Tree	...	3	
(12) Snake, Diamond	...	1	
(13) Snake, Saw scaled or Phoorsa	...	1	
(14) Snake Banded Racer	...	1	
(15) Sand Boa, Black Russels	...	2	
		<u>47</u>	
			Grand Total ... 982

APPENDIX "B."

	Rs.
(1) Camel and Elephant Ride	... 4,396.40
(2) Pony Ride	... 841.57
(3) Camera admission passes	... 2,679.00
(4) Receipts from other Gardens	... 13,893.39
(5) Sale of plants and flowers	... 28,113.94
(6) Share of income from weighing scale	... 2,334.89
(7) Collection from Charity Box	... 53.00
(8) Misc. Receipts.	... 8,800.39
Total	... <u>61,112.58</u>

VICTORIA AND ALBERT MUSEUM

1. Dr. S. G. Upadhyaya held the Office of the Curator, Victoria and Albert Museum during the year except from 1-5-1958 to 15-6-1958, 8-10-1958 to 19-10-1958 and 2-3-1959 to 31-3-1959 when he was on earned leave and Shri V. G. Phatak, B.A., L.S.G.D., acted in his place.

2. Working of the Museum.

() The Museum remained closed on Mondays and important holidays. It was kept open on Wednesdays for ladies and children and parties of students as usual (Appendix A).

(b) *Admission.*—Admission to the Museum on Fridays, Sundays and Public Holidays (except Wednesdays) was restricted by tickets of $\frac{1}{2}$ anna per visitor above 12 years of age. The amount realized was credited to the revenue (Appendix 'B').

The Museum was closed from 6th January 1959 to the public for urgent repairs and for the work of preparing a platform for displaying a relief map of Greater Bombay. This work when completed is bound to be very popular and educative to school children.

3. Additions, Alterations and Renewals.

(a) *Reference Library.*—Six books were purchased for the Museum Reference Library at a cost of Rs. 145.25. One book was received free of cost as the Curator is a member of the Indian History Congress.

(b) One enlarged copy of a photograph of Late Shri D. A. Pai, B.A., *Ex-Curator*, was presented by his family. It was displayed in the Old Bombay Room properly with a short note. One rosewood figure of Shiva made in Mysore and one bidri specimen of Natraj from Travancore and one Pithmodel of Meerakshi temple at Madurai were purchased at total cost of Rs. 712.13.

(c) *Equipment and furnishing materials.*—Ten show cases with glass shelves were prepared for better display of models of religious sects, those showing artisans engaged in different cottage industries, specimens of bidriware and mother of pearl work and horn work. One newcase was prepared for the model of Meerakshi Temple and it was exhibited in it. Four showcases were rejected being very old.

All the different sections in the Museum were completed by rearranging some showcases. The model of the technical school was completed and exhibited in a showcase. Glass labels were put up in some more showcases and name boards of some of the showcases were repainted. Some books from Art and Archaeology Sections were fumigated chemically.

The new arrangement is likely to be popular with the visitors.

4. Educational Activities.

Besides assistance given to the students in the form of conducted tours, assistance was rendered to scholars and research workers. Information regarding Old Bombay was given to a Journalist and members of the 6th East Bombay Ranger Team, that about Shivaji and East India Company Relics was given to National Education and Information Films Ltd., that about Old Bombay Worthies to Public Relations Officer and that about Old textile designs to the Staff Artists of the Regional Handicrafts Design Centre, Government of India; that about Literature on Museology to a post graduate student; that about Old Indian Outdoor Games to an author preparing books for young children.

(b) Some Post Graduate students took advantage of referring to the books in the Museum Reference Library.

(c) The Curator assisted the Numismatist, Prince of Wales Museum, Bombay in deciphering a copper-plate dated Saka 970. A talk in Gujarati, on Coinage of Gujarat, by the Curator was recorded and relayed from the All India Radio Bombay on 14th May 1958. The Curator continued to be Honorary Professor of Sanskrit (Epigraphy) at the St. Xavier's College Bombay to guide Post Graduate Students offering Epigraphy as one of the subjects for the M. A. degree of the Bombay University.

Reference service was rendered to about 100 persons.

(d) *Deputation of the Curator.*—The Curator was deputed to attend the Session of the Indian History Congress at Trivandrum. He was once more elected member of the Executive Committee of the Indian History Congress and Numismatic Society of India. His report was placed before the Municipal Corporation for information.

5. Income.

(a) From admission fees was Rs. 6084.25.

(b) From Miscellaneous Receipts Rs. 20.00.

6. Expenditure.

The total expenditure on the maintenance of the Museum was approximately Rs. 50,000.

S. C. UPADHYAYA,
Curator.

APPENDIX 'A'

Attendance.

Year.	No. of days Museum remained open.	Total No. of visitors.	Total No. of School Children.	Daily average.
1958-59	... 228	7,11,946	8,622	3,123
1957-58	... 299	10,72,801	19,441	3,588

APPENDIX 'B'

Income from admission fees.

Year.	No. of ticket days.	Total No. of tickets sold.	Amount realised.
1958-59	... 83	1,94,698	6084.25
1957-58	... 106	2,58,335	8039.58

APPENDIX 'C'

Income from sale of the Museum Brochure at one anna each.

Year.	No. of copies sold.	Amount realised.
1958-59	... Nil.	All copies were out of stock
1957-58	... 3,000	Rs. 180.06

Municipal Libraries

- (1) Shri S. W. Apte, M.A., Dip-Lib., held the office of the Chief Librarian, Municipal Free Reading Room and Libraries during the year 1958-59 except from 6th May 1958 to 26th June 1958 when he was on earned leave. During the period of his absence, Shri A. R. E. Sonde, the senior clerk from the department looked after his work.
- (2) For the use of the different Municipal Libraries books in English and other local Vernaculars on such subjects as General Knowledge, Philosophy, Religion, History, Short Stories, etc. were purchased as under:— See statement 'A'
- (3) All the books purchased during the year were classified, accessioned, catalogued, and circulated amongst the libraries.
- (4) Statement 'B' shows how the books purchased during the year under report were distributed to the libraries.
- (5) Popular leading Indian Dailies, Weeklies and Monthlies in English and the regional languages were subscribed at the total cost of Rs. 5,064 for libraries in City.
- (6) The number of visitors and other particulars are given in Statement 'C'
- (7) No new Library was opened during the year under report.
- (8) The total income derived during the year under report by way of fine, cost of missing and non-returning books, sale of old newspapers in the City was Rs. 1,949 as against Rs. 1,247 during the preceding year.

The expenditure in running the 14 libraries in City came to Rs. 64,732 as against Rs. 46,256 during the previous year.

S. W. APTE,
Chief Librarian.

STATEMENT 'A'

Languages.	Books purchased for City Libraries.			
	1957-58.		1958-59.	
	Books No.	Cost.	Books No.	Cost.
English	54	Rs. rP. 209.33	179	Rs. nP. 456.98
Gujarati	163	432.36	231	647.42
Hindi	108	294.73	177	528.45
Marathi	239	537.30	249	626.14
Urdu	81	233.47	167	504.64
Total ...	645	1,707.19	1,003	2,763.63

STATEMENT 'B'

Library at.	BOOKS.					
	English.	Gujarati.	Hindi.	Marathi.	Urdu.	Total.
<i>Libraries in City.</i>						
(1) Parel	12	18	13	24	...	67
(2) Gell Street	16	19	13	25	32	105
(3) Foras Road	11	...	13	25	...	49
(4) Kamathipura	10	26	32	68
(5) Chikhalwadi	16	20	13	25	...	74
(6) Minara Masjid	11	17	33	61
(7) Null Bazar	11	24	13	24	...	72
(8) Bapukhote Street	16	24	15	...	40	95
(9) Naviwadi	14	24	...	24	...	62
(10) Circulating Library for Muslim Ladies.	10	25	30	65
(11) Mandvi	10	25	...	35
(12) Gokhale Road	10	17	71	24	...	122
(13) Naigaum	17	17	13	30	...	77
(14) Sewri	15	...	13	23	...	51
Total ...	179	231	177	249	167	1,003

STATEMENT 'C'
Statement showing number of visitors and other particulars showing the progress of different libraries in 1958-59

Libraries at	Number of Visitors	Books issued.		New Depositors	Refund passed	Periodicals subscribed to			Income appr.	Expt. appr.
		on Deposit.	on spot.			Dalia.	Week-lia.	month-lia.		
(1) Parel	46369	4434	1416	91	57	9	3	19	86.53	3413.79
(2) Cell Street	27154	1017	683	23	40	12	4	23	39.42	4934.69
(3) Foras Road	26588	1314	1486	26	20	7	3	13	38.68	3644.37
(4) Kamathipura	21867	1203	1058	40	20	7	2	10	26.22	4165.15
(5) Chikhawadi	24994	1827	1187	22	18	10	2	16	5.70	3572.88
(6) Minara Masjid	17915	1090	660	21	22	7	2	11	53.71	4179.58
(7) Null Bazar	20811	1789	315	32	49	9	3	19	24.65	3509.92
(8) Bapukhote Street	27570	2314	1376	36	22	7	2	13	18.25	3457.30
(9) Navwadi	7380	1618	828	48	28	7	3	18	7.60	4121.26
(10) Circulating (Muslim Ladies)			6654							1330.36
(11) Mandvi	20182	2446	1675	43	31	7	3	13	42.29	3330.33
(12) Gokhale Road	19685	2314	1364	56	45	9	3	19	34.70	3736.85
(13) Naigum	15710	1057	1591	38	32	7	3	13	13.82	2019.59
(14) Sewri	14678	1687	1035	30	23	7	3	13	12.18	3886.69
C. L. Office							1	9	1545.26	16332.42
Total 1958-59	2,90,903	24,110	21,328	506	407				1,949.01	64,732.00
1957-58	2,85,992	24,618	15,858	591	427				1,247.76	46,256.00
1956-57	2,61,745	22,770	21,761	673	496				1,386.70	46,901.97
1955-56	2,57,401	22,694	24,723	696	532				1,078.97	44,573.75
1954-55	2,32,506	19,763	23,202	478	385				1,210.75	49,886.00

CENTRAL STORES

"Subject :—Administration Report for the year 1958—59.

1. During the year Shri F. D'Souza continued to be the Controller of Stores.

2. Tenders were invited for the purchase of stores during the year under report in 192 cases as against 160 cases in the preceding year. The number of contracts for the various schedule articles entered during the year was 220 as against 200 in the preceding year. A few of the tenders and quotations were rejected due to high rates quoted by the tenderers.

3. During the year about 24,140 tons of cement worth about Rs. 30.96 lakhs; 2,48,755 R. ft. Galvanized Iron pipes worth about Rs. 2.47 LAKHS; 1,51,461 R. ft. of Cast Iron pipes and Hume pipes worth about Rs. 16.20 lakhs; 2,972 Tons of Iron Materials worth about Rs. 21.07 lakhs and 2,20,462 Yards of cloth worth about Rs. 1.78 lakhs were purchased. 2,184 Bengal Maunds of Grain (Grams, and Bajri) for the Head Supervisor and the Superintendent of Gardens, worth about Rs. 0.40 lakhs were purchased. In addition, this department purchased for various Hospitals and Maternity Homes about 6,508 Bengal Maunds of Wheat, Rice and Nagli worth about Rs. 1.44 lakhs. Although the control on G. I. pipes and all types of cloth was lifted, the Government reimposed control on steel materials in the month of September 1955. All Government and Semi-Government bodies receive their requirements of steel only on Quota Certificates, i.e. planning is done on producers and Registered Stockists and not on Bombay dealers, there by obtaining the materials at cheaper rates. This department had also to go in for the purchase of about 750 tons of steel materials from open market beyond the Quota Certificates at rates higher than the controlled rates by about Rs. 260 per ton, as the quota released was inadequate. The control on cement still continues and it is only obtained on authorisations issued by the Government. In the early part of the year the supply position of cement became very acute and only the most urgent works had to be carried out. However, during the latter part of the year the supply position eased but as steel was in short supply, building construction work was slowed down.

Plant and Machinery Section :—This new section which started functioning from 15th January 1956 had made various purchases of Plant and Machinery, Chemicals such as alum, aluminium sulphate, barium carbonate, engineering articles such as bitumen asphalt, etc., dead stock articles (wooden and Steel) for the various departments of the Corporation. For this purpose 83 tenders by public advertisement, and 117 sealed quotations were invited involving 719 items costing Rs. 72.5 lakhs approximately.

Stock Control :—In a big Stores like that of this Corporation where the yearly purchases exceed Rs. 1.25 crores, it is inevitable that many items become obsolete in course of time. On the recommendation of M/s. Ibcons Ltd. it was, therefore, felt necessary to have an officer to watch the consumption and to report such items to the Controller of Stores for immediate action. One Head Clerk was accordingly appointed from 24th December 1957 and since then many obsolete items were taken out, including such items like Ventilators which were lying unused for more than 30 years. M/s Ibcons Ltd. had stated in their Report No. 31 on Inventory Control of the Central Stores, that the average cost of carrying stores is about 12½ per cent of the total cost and in order to carry only effective stocks, this Head Clerk has to give due regards to their suggestions, viz. order level order quantity, minimum and maximum levels, while replenishing the stocks in general. He will have supervision over the replenishment and consumption of all stores items.

Diet Section :—The work of invitation of dietary tenders, which was hitherto done by the respective Municipal Hospitals was entrusted for the first time to the Stores Department during 1958-59. Municipal Hospitals and Maternity Homes spread over whole of greater Bombay were suitably grouped and tenders were invited groupwise and localitywise. There were about 35 tenders and the cost of contracts for the supply of dietary articles amounted to Rs. 15 lakhs. There is still scope to revise the present tenders for securing economical rates for dietary articles and to effect reduction in dietary costs of the Hospitals and Maternity Homes.

Stores Inspector (Food) :—One post of Stores Inspector (Food) has also been created from 2nd March 1959 for exercising effective check on the receipt of dietary articles supplied to various municipal medical institutions. His main duties are (i) to give surprise visits to every medical institution for the purpose of witnessing weighing, quality, etc., of the dietary articles received by the institutions; (ii) to collect statistics of consumption, with a view to laying down general standard for all institutions, etc., (iii) Investigating complaints regarding non-supply or defective supply and replacement of the same.

4. The value of Stores and other materials purchased during the year including articles received from other departments on Return Stores Memo amounted to Rs. 104.39 lakhs as against Rs. 136.71 lakhs in the preceding year. This decrease was mainly due to purchase of Cast Iron & Hume Pipes, Iron Materials and cement, etc., from contractors and Government during the period under report.

5. Purchase of articles by Direct Debits to departmental grants amounting to Rs. 7.93 lakhs were effected.

6. Most of the articles purchased were of Indian Manufacture and the value thereof amounted to about Rs. 101.73 lakhs and the value of foreign goods purchased amounted to about Rs. 2.66 lakhs. During the year 20 Import Licences aggregately valued at about Rs. 1.33 lakhs were received. Due to the Government restrictions many of our applications for Import Licences for Plant and Machinery items were rejected by the Government as a result of which, this department had to procure only materials of indigenous make and even abandon the proposals for foreign materials where it was not possible to procure licenses.

7. 4885 orders for the purchase of Stores were placed with the contractors and other dealers as against 5013 orders in the preceding year.

8. 42444 Indents and Sales Memo were received from the departments as against 41258 in the preceding year.

9. Indented articles which were not in stock or for which no contracts had been entered into were secured from the market by invitation of quotations or tenders by public advertisements except in a few cases wherein direct purchases were made from the market as such a course was found to be more economical and expeditious. The total number of casual or market inquiries or quotations invited was 558 as against 513 in the preceding year.

10. Articles received from the contractors and others were examined and compared with the approved sample before acceptance and where the articles differed from the samples, they were rejected and got replaced. The chemical test reports were invariably carried out in case of important paints, turpentine, linseed oils, soaps, disinfectants, etc., while S. W. pipes and Hume pipes were subjected to Hydraulic tests before acceptance. Cement supplies were invariably tested for tensile strength.

11. Mixed scrap received from different departments was sold by private offers and Cast Iron scrap **Sale of Unserviceable Articles.** was retained for issuing to Municipal Contractors for manufacturing castings as per condition of the contract. The total amount realised by the sale of unserviceable articles including mixed scrap by private offers during the year amounted to Rs. 1,60,985 as against Rs. 1,14,374 in the preceding year.

12. The total turnover of this department, viz. the Receipts and Issues of Stores during the year came to Rs. 217.79 lakhs as against Rs. 260.26 lakhs in the preceding year.

13. The stock of stores on hand was verified departmentally and through the Municipal Stock Verifiers. The departmental verification and that by Municipal Verifiers showed no appreciable differences.

The balance of Stock on hand on 31st March 1959 was worth Rs. 28.45 lakhs at the Central Stores and Rs. 1.04 lakhs at the Foras Road Depot, totalling to Rs. 29.49 lakhs as against Rs. 38.86 lakhs including Foras Road Depot, in the preceding year.

14. The Annual tenders for the supply of materials including Stationery articles during the year 1959-60 according to the various schedules and the sale of waste paper, firewood for the cementaries, etc., were invited during the months of October 1958 to January 1959.

15. The quantities of cement, piping and steel purchased were less than those purchased last year. The purchase of each of these articles involved considerable labour and time. There were many difficulties in obtaining early permits and taking deliveries. The distribution of these items amongst various departments also involved a good deal of work. The distribution of cement and steel amongst the contractors and various consuming departments presented special difficulties in view of the fact that the supplies of both these materials were not steady and continuous. However this department was able to meet the difficulties.

16. Statements showing (A) The Stores transactions during the year as required by Clause XIX of the stores Audit Manual (Appendix 'O') and (B) the details of the stock on hand at the close of the year are appended.

F. D'SOUZA,
Controller of Stores.

TURN OVER OF THE CENTRAL STORES DURING THE LAST 10 YEARS

TOTAL PURCHASES AND
ISSUES IN LACS

150
120
90
60
30

PURCHASE
ISSUE

1948-49 49-50 50-51 51-52 52-53 53-54 54-55 55-56 56-57 57-58

YEARS.

No. of Indents	28740	43728	47953	46061	44418	44388	42268	41466	41485	41258
No. of Tenders	152	142	145	157	169	170	136	150	248	258
No. of Contracts	116	123	135	143	141	167	203	186	179	200
Turnover in Lacs	64.32	95.38	114.71	114.35	125.00	119.48	138.78	146.08	195.24	260.26

Statement showing the turn-over of the Central Stores during the last 10 years.

	1948-49	1949-50	1950-51	1951-52	1952-53	1953-54	1954-55	1955-56	1956-57	1957-58
Total purchase in lacs	32.19	51.29	57.21	59.25	68.30	58.87	65.69	68.01	100.14	136.71
Total issues in lacs	31.40	44.08	57.49	55.19	56.70	60.61	73.09	78.07	95.11	123.55

APPENDIX 'O'

Statement 'A' showing Stores Transactions during the year 1958-59.

Particulars.	CENTRAL STORES				FORAS ROAD DEPOT			
	Capital Stores.	General Stores.	Line Suspense Account.	Total Columns 2, 3 & 4.	Capital Stores.	General Stores.	Line Suspense Account.	Total of Columns 6, 7 & 8.
(1)	(2)	(3)	(4)	(5)	(6)	(7)	(8)	(9)
	Rs.	Rs.	Rs.	Rs.	Rs.	Rs.	Rs.	Rs.
Value of Stores on hand on 1st April 1958.	30,28,065.37	6,29,182.91	89,695.60	37,46,944.33	20,663.79	1,18,743.31	...	1,39,407.10
Value of stores received including transfers during 1958-59 ...	80,03,004.52	24,35,830.54	...	1,04,38,835.06	13,105.15	2,31,598.38	...	1,44,703.53
Total ...	1,10,31,070.39	30,65,013.45	89,695.30	1,41,85,779.44	33,768.94	2,50,341.69	...	2,84,110.63
Less—Value of stores issued including transfers during 1958-59 ...	89,49,119.62	23,90,974.78	412.87	1,13,40,507.27	15,536.51	1,64,788.62	...	1,80,325.13
Balance on 1st April 1959 ...	20,81,950.77	6,74,038.67	89,282.73	28,45,272.17	18,232.43	85,553.07	...	1,03,785.50

F. D'SOUZA,
Controller of Stores.

APPENDIX 'O'

Statement 'B' showing the details of stock held on 31st March 1958 and 1959.

PARTICULARS.	Amount at Central	Amount at Central	Amount at	Amount at
	Stores 1958.	Stores 1959.	Foras Road Depot 1958	Foras Road Depot. 1959
	Rs. nP.	Rs. nP.	Rs. nP.	Rs. nP.
CAPITAL ACCOUNT				
(1) Cement	3,38,141.01	6,971.98
(2) C. I. Pipes, Manholes, Hydrants, Water and Drainage Castings, etc.	18,73,198.62	13,29,778.53
(3) M. S. Round Bars, flats, squares, plates, C.I. and C.I. Black sheets etc.,	6,27,068.69	5,45,695.23	17,712.67	15,976.63
(4) Pipes Stoneware and Hume	27,784.18	18,021.83
(5) Galvanized and Black Pipes and Fittings	94,385.00	1,05,949.34	2,951.01	2,255.69
(6) Lead Pig and Lead Wool and Lead Pipes,	66,455.03	74,543.24	00.11	00.11
(7) Asbestos sheets and pipes	1,033.34	990.62
LINE SUSPENSE ACCOUNT.				
(8) Water works castings on the line	89,695.60	89,282.73
GENERAL ACCOUNT:				
(9) Spindles brass and brass fittings	32,565.01	47,542.55	19.54	19.54
(10) Meter parts	15,014.02	11,140.43
(11) Bolts, Nuts, Rivets, Nails, Hooks and Eyes, Washers and Hardware, etc.	32,925.59	38,156.20	5,564.71	4,933.85
(12) Brooms Goa; and Date and Brushes	12,105.72	21,177.43	185.07	622.87
(13) Cables and wires	25,664.43	29,515.63	18,717.81	12,569.13
(14) Electric Accessories, Fans, Bulbs Electrodes, Dry cells, etc.	46,445.12	56,902.07	38,096.28	27,785.55
(15) Files and Rasps	3,093.41	3,926.97	763.37	882.95
(16) Motor spare parts	185.49	1,193.87	6,783.05	6,505.37
(17) Oil Castor, Coconut, Sweet, Kerosene, Grease, Lubricating, etc.	3,777.02	3,665.31	328.51	1,281.68
(18) Timber, Ladder, Sheft Bhendiwood, Nowghani Poles, Plywood sheets, etc.	2,030.49	2,957.14	2,587.72	2,211.42
(19) Clothing	83,044.16	1,10,920.03	225.35	867.05
(20) Disinfectants, Tropical chloride of Lime, Cleaning powder, Cynogas	14,456.21	15,030.62	44.38	238.42
(21) Motor tyres, tubes,	1,83,471.86	1,66,962.10	21,374.23	5,221.02
(22) Tools, Machinery, foot rules, spanners, drills, saws, angers, screws, etc.	18,868.00	16,468.72	3,041.39	2,050.66
(23) Soap and Soda	7,772.58	5,581.97	433.00	565.34
(24) Baskets cane, bamboo and wooden	20,025.90	8,269.97	77.21	21.02
(25) Buckets, dust bins, Ghamelas, Enamelware, Glassware, Hurricane Lanterns, etc.	19,263.77	28,633.08	51.95	133.57
(26) Hose, rubber, belting, canvas	25,360.35	18,122.32	818.01	404.82
(27) Firewood, Gascoke, Steamcoal, coaltar, pitch, charcoal, etc.	15,001.48	4,720.04
(28) Wires, brass rods, copper sheets, zinc sheets, etc.	13,281.37	13,796.77	4,769.23	4,537.62
(29) Leather hides, chamois, chappals, plungers, boots and other leather articles	8,227.63	11,707.43	154.86	493.05
(30) Coir goods, cotton goods, yarn spun, waste cotton, packing asbestos, etc.	16,855.01	9,167.71	1,278.96	831.13
(31) Paints, Powders, linseed oil and terpentine	18,479.58	7,446.91	4,613.57	5,636.48
(32) Locks of sorts	3,287.60	2,865.17	335.73	315.15
(33) Miscellaneous, (Polish, candles, glue, gum, tiles, Powras, showels, clock, spirit, typewriter, Refrigerator matches, grains, poles, etc ...)	7,981.11	38,168.23	8,479.38	7,425.38
Total Rs.	37,46,944.38	28,45,272.17	1,39,407.10	103,785.50

F. D'SOUZA,
Controller of Stores.

LICENCE DEPARTMENT.

During the year 1958-59, Shri C. K. Patel, was in charge of the Licence Department.

The Licence Department comprises of three Sections, namely (1) Licence Section, (2) Encroachment Section and (3) Advertisement Section.

Licence Section.

General. This Section issues licences under Section 394 and 412-A, and permits under Section 390 and 393 of the Bombay Municipal Corporation Act, regarding trades and industries and controlling the storages of hazardous Goods.

During the year under report 35,316 licences were issued, vide Items Nos. 1, 2, and 3 of Appendix A, A commodity wise list of licences issued upto 31st March 1959 is given in Appendix A-1 for general information.

Financial. An amount of about Rs. 11,67,990 was realised by licence fees upto 31st March 1959 (vide Appendix "A"). The amount outstanding as licence fees on 31st March 1959 was about Rs. 3,69,546 as against Rs. 2,52,980 on 31st March 1958. Out of this amount, approximately a sum of Rs. 2,52,348 was held in deposit and the same is being adjusted in the account. Thus the total licence fee collected was about Rs. 14,20,388 as against Rs. 14,51,600 for the last Year.

Prosecutions. There were 636 cases outstanding on 1st April 1958. During the year under report 1464 prosecutions were launched for infringement of Section 394, 412-A and Convictions were secured in 946 cases, 397 cases were withdrawn, as the parties concerned either paid the licence fees or complied with the requirements of the Department. The amount of total fines inflicted in prosecutions was about Rs. 21,930. The total number of cases that remained undisposed of on 31st March 1959 was 744 (vide Appendix 'B').

New Renewal System and Application Form. The new renewal system of renewal of licences introduced since 1st April 1956 was found suitable. In order to have complete information of applicants before the grant of licence an application form is prescribed and printed. The same is supplied on payment of 0.25 nP. to the applicants who desire to have licences under Section 394.

Encroachment Section.

General. On account of the amendment of Section 314 of the Bombay Municipal Corporation Act, a notable check was exercised on hawkers and the nuisance of unauthorised hand-carts was minimised by introducing the policy of frequent transfers of the Encroachment Staff from ward to ward and from lorry to lorry.

Number of Hawkers. The total number of monthly hawkers and squatter licences issued, during all the months of the Year was 42,977 (vide Appendix 'C').

Financial. An amount of Rs. 4,33,018 was realised as licence fees. The removal charges recovered under Section 490 amounted to Rs. 2,09,957 (vide Appendix 'C'). The outstanding amount of licence fees from Squatter licences as on 31st March 1959 was about Rs. 55,170.

Encroachment Removal Action. During the year, the Encroachment Removal Section tackled 71,882 hawkers and 1,62,320 items were seized from them. The total collection by way of redemption charges amounted to about Rs. 2,01,610. Details are given in Appendix 'D'.

Auction sale of unredeemed goods. During the Year, there were in all 1597 auction sales, out of which 1560 were in respect of perishable goods and 37 for non-perishable goods which were seized by the Encroachment Removal Section and which were not redeemed by the hawkers concerned. An amount of Rs. 14,809 was realised as auction sale proceeds as against Rs. 12,322 last year.

New Renewal System and Forms of Inspection Report.

The fees of squatter licences were so far recovered by the Ward Supervisors. But a new system since 1st December 1957 was introduced by which all the licensees are now required to pay their hawker and squatter licence fees in the Head Office.

New Policy.

The Works Committee under their Resolution No. 1010 dated 7th February 1958 appointed a Sub-Committee to find out ways and means to liberalize the existing policy of granting of hawker's licences and accordingly the M. C. has decided to liberalise the policy on the following principles:—

(1) *Hawker's licences to shoe-shine boys* :—Squatter licences of 3'×3' will be issued to all shoe-shine boys who have been doing unauthorized business and who have been surveyed by the Police Department.

(2) *Cobblers* :—All the unauthorized cobblers excepting those on main roads and business centres will be regularized by issuing squatter licences of 3'×3'. Those who are sitting on objectionable sites will be given opportunities to choose unobjectionable sites if they desire to continue.

(3) *New Reserved Areas for Stationary Hand Carts* :—New Reserved Areas for Stationary hand carts in lanes and bye-lanes off the main roads will be created after personal inspection of each site by the Superintendent of Licences in consultation with the Police Department as and when applications are received. The new licences will be for reduced size of 4'×2½ instead of 5'×3' as at present. The old sizes of the hand carts will be reduced as and when opportunities are available.

(4) *Itinerant Hawkers' licences*.—(a) Itinerant hawker's licences for selling various commodities excepting eatables will be issued freely in the City for all areas excepting those prohibited by the Police Department.

(b) Itinerant hawker's licences for selling Chanakurmura, sweets, water, chikki, balloons, toys and cocoanuts etc., will be issued at recreation centres as mentioned below :—

Recreation Centres.	Proposed No. of licences.
(1) Apollo Bunder	20
(2) Colaba Reclamation	30
(3) Marine Drive and Chowpatty	60
(4) Shivaji Park	30

(5) *Roving Hand-carts Licences*.—Roving hand-cart licences at the rate of 2 to 3 per month in each Ward will be issued *i.e.*, about 12 to 18 licences will be issued for Roving hand-cart licence in the City per month. The total number will, however, not exceed 400.

(6) *Squatters*.—Proposals for creating Reserved Areas for squatters, such as, petition writers, small stall-holders, barbers, etc., will be made to the Commissioner of Police as and when applications are received. The proposals will be made by the Superintendent of Licences after personal inspection of the sites and the licences will be issued to the persons at whose instance the Reserved Areas are created in particular cases and by lotteries in respect of newly created Reserved Areas on special grounds.

Advertisement Section.

This Section enforces Sections 328 and 328-A of the Bombay Municipal Corporation Act and thereby regulates various types of advertisements in the City.

The total number of permits for advertisements issued during the year under report was 3,566 (*vide* Number of Permits, Appendix 'E'). The total amount received and held in deposit was Rs. 4,73,974.

On 31st March 1958, there were 2539 cases pending in the Courts. During the year 1,500 prosecutions were launched for contravening Sections 328 and 328-A and convictions were secured in 74 cases. 1,174 cases were withdrawn, as the parties concerned either paid the permit fees or complied with the requisitions of the department. In six cases acquittals were granted by the Courts during the year under report. 2,785 cases remained undisposed of on 31st March 1959.

Several public institutions doing educational, social or religious work and carrying on cultural activities were granted free permission for display of banners and posters, by way of encouragement.

The aggregate collection of the department amounted to about Rs. 24,86,849 out of which Rs. 21,58,777 represent the total revenue of the department as against the aggregate amount of Rs. 24,06,294 in the previous year. An amount of about Rs. 3,28,072 is lying in deposit, which is being adjusted.

C. K. PATEL,
Superintendent of Licences.

APPENDIX A.

Statement showing the number of licences and permits issued and amount of fees recovered in the years 1956-57 to 1958-59.

Particulars	Number of permits and licences			Amount of fees recovered		
	1956-57.	1957-58.	1958-59.	1956-57.	1957-58.	1958-59.
(1) Commodities and Trades (Section 394)* ...	33,296	33,642	34,100	Rs. 10,41,858	Rs. 11,50,620	Rs. 10,86,980
(2) Steam Whistle blowing (Section 393) ...	48	48	50	969	995	1,020
(3) Milk Products, Ghee and Butter (Section 412-A)...	1,207	1,161	1,166	7,535	7,365	7,260
(4) Factories (Section 390) ...	998	498	679	1,76,830	96,590	65,332
(5) Transfer of licences (Section 394 and 412-A) ...	1,925	2,093	2,085	6,589	7,725	7,398
(6) Transfer of Permits (Section 390)
Total ...	37,474	37,442	38,080	12,33,781	12,63,295	11,67,990

* For details please see Appendix A-1.

APPENDIX A. 1

Commodity & trade wise statement showing the number of licences issued for the year 1958-59 till 31-3-1959.

Commodity or trade.	No. of licences issued.	Commodity or trade	No. of licences issued.
(1) Acetylene Gas	385	(36) Ice Candies	35
(2) Ashes	...	(37) Lime manufacturing	14
(3) Aerated Waters	72	(38) Matches (Retail)	4,562
(4) Bakeries	208	(39) " (Wholesale)	45
(5) Bidi leaves (dry)	131	(40) " (B'ngal)	...
(6) Bidi manufacturing	1,582	(41) Methylated Spirit	193
(7) Bitumen, Tar and Dammer	170	(42) Metal casting	295
(8) Bricks and Tiles	9	(43) Noisy Trades	2,261
(9) Bones	3	(44) Non-dangerous Petroleum (Wholesale)	1,051
(10) Butter	590	(45) Non-dangerous Petroleum (Retail)	1,960
(11) Celluloid Goods, Camphor, etc.	60	(46) Oil (Other Sorts)	3,647
(12) Candle (manufacturing)	8	(47) Oil (Manufacturing)	110
(13) Catgut	5	(48) Paints, Varnish and Turpentine (Wholesale)	641
(14) Chemical (Liquid and Non-Liquid)	1,962	(49) Turpentine (Retail)	353
(15) Cinema Films (Keeping)	190	(50) Paper manufacturing	2
(16) Cinema Films (Shooting)	8	(51) Paper Waste (Old)	339
(17) Charcoal, Coal and Coke	2,581	(52) Potteries	9
(18) Coconut, Fibre, Flax	120	(53) Firewood Sandlewood (Wholesale)	429
(19) Cotton	1,167	(54) Firewood Sandlewood (Retail)	6
(20) Cow Dung Cakes (Manufacturing)	...	(55) Smelters	26
(21) Dyeing Cloth	174	(56) Sulphur, Saltpetre	186
(22) Dry Ice	...	(57) Sweetmeat Shops	865
(23) Eating Houses	4,091	(58) Soap Manufacturing	86
(24) Fat and Tallow (Keeping)	38	(59) Sugar Refineries	5
(25) Fat and Tallow (Manufacturing)	1	(60) Milch Cattle Stable	5
(26) Fish, Fins	98	(61) Horses	9
(27) Fireworks (Retail)	284	(62) Timber, Bamboos, Khokas	1,865
(28) Fireworks (Wholesale)	52	(63) Bullocks	13
(29) Farriers	53	(64) Tanneries	67
(30) Ghee	576	(65) Blowing Steam Whistle	50
(31) Grain Paraching	226	(66) Fireworks (manufacturing)	...
(32) Hay, Grass and Straw	67	(67) Blood	...
(33) Hair Dressing Saloons	1,244		
(34) Hides and Skins (dried)	13		
(35) Ice Manufacturing	19		
		Grand Total ...	35,316

APPENDIX B.

The number of prosecutions launched by Licence Section during the years 1956-57 to 1958-59 and the result thereof.

Year	Offence against Section	Number of cases remaining un disposed off	Total No. of cases instituted	Number of cases with drawn on compliance with law	Number of cases which resulted in conviction	Amount of fines inflicted	Number of cases which resulted in acquittals	Number of cases remaining undispensed of on 31st March of the year.	
1956-57	...	394	398	2,039	919	938	17,642	8	572
1957-58	...	394	572	1,674	565	1,061	21,669	6	614
1958-59	...	394	614	1,457	392	945	21,930	13	721
1956-57	412-A	29	20	16	2	10	31
1957-58	412-A	31	12	8	3	44	22
1958-59	412-A	22	7	5	1	23

APPENDIX C

Statement showing the number of Hawkers and Squatter's licences issued and amount of fees collected during the years 1956-57 to 1958-59.

Licence issued on	NUMBER OF LICENCES ISSUED.			AMOUNT OF FEES COLLECTED.		
	1956-57	1957-58	1958-59	1956-57	1957-58	1958-59
Squatters' fees collected in Reserved Area (under Section 313).	34,214	35,064	36,588	Rs. 3,82,828	3,80,674	4,10,764
Fees received from Itinerant Hawkers' licences (under Section 318-A)	6,513	6,186	6,389	24,114	21,355	22,254
Total	40,727	41,250	42,977	4,06,942	4,02,029	4,33,018
Recovery of expenses (under Section 490) for Removal of Encroachment under Section 314.	1,85,468	2,06,451	2,09,957
Total	40,727	41,250	42,977	5,92,410	6,08,480	6,42,975

The outstanding amount of licence fees from Squatters as on 31st March 1959 is Rs. 55,170.00 nP.

APPENDIX C. I

Month-wise number of licences renewed/issued.

MONTH	I. H. LICENCES		R. H. LICENCES		S. H. LICENCES		SQUATTERS.							
	No. renewed	No. of new licences.	No. renewed	No. of new licences.	No. renewed	No. of new licences.	Squatters.	Typists.	Cobblers.	Barbers.				
							No. re-newed.	No. of new licences.	No. re-newed.	No. of new licences.	No. re-newed.	No. of new licences.		
April 1958	260	34	281	...	409	...	2003	...	62	4	195	...	206	...
May 1958
June 1958
July 1958	239	2	242	2	410	...	2003	3	66	2	195	...	206	...
August 1958
September 1958
October 1958	240	61	258	...	410	2	2006	14	68	8	195	14	206	...
November 1958
December 1958
January 1959	235	6	258	10	412	...	2020	3	76	...	209	...	206	...
February 1959
March 1959

Commodity-wise number of licences issued.

I. H. C.	R. H. C.	S. H. C.	Squatters.	Typists.	Cobblers.	Barbers.	Total.
1241	268	412	2023	91	76	209	206
							3435

APPENDIX D

Summary of Encroachments seized and the revenue realised during 1958-59.

Lorry Supervisor No.	No. of hawkers tackled	No. of items seized	No. of unauthorised hand carts.			Collection Realised		Total.
			Rs. 25	Rs. 20	Rs. 6	Lorry Supervisor	Preventive Squad.	
I	17,232	34,830	130	213	37	24,384.37	11,764.25	42,148.62
II	10,780	26,945	134	146	54	22,886.75	9,385.50	32,272.25
III	13,499	31,185	132	171	11	20,262.11	11,815.25	32,077.36
IV	10,880	23,824	141	315	35	21,860.25	11,309.25	33,169.50
V	9,996	25,011	134	311	22	20,449.25	10,586.25	31,035.50
VI	9,495	20,525	177	310	25	23,889.37	7,017.12	30,906.49
Total	71,882	1,62,320	848	1,466	184	1,33,732.10	67,877.62	2,01,609.72

APPENDIX E.

Statement showing the number of permits for advertisements issued and amount of fees collected during the year under Section 328 and 328 A.

Particulars.	No. OF PERMITS ISSUED			AMOUNT OF FEES COLLECTED.		
	1956-57	1957-58	1958-59	1956-57	1957-58	1958-59
				Rs. a. p.	Rs.	Rs. nP.
Wall posters, hoardings and boards ...	1,585	1,342	1,362	1,53,867 6	1,37,075.90	1,61,057.38
Movable boards on hand-carts etc. ...	395	294	284	82,570 6	71,872.00	73,317.60
Illuminated advertisements and sky-signs	963	1,115	1,262	1,31,877 14	1,33,785.45	1,81,923.04
Non-illuminated sky signs and advts. ...	691	632	599	23,794 12	24,282.50	29,627.75
Non-illuminated kiosks (Number of Kiosk)	21 (5,302)	24 (5,697)	18 (4,063)	13,255 0	14,717.50	10,157.50
Wall paintings ...	63	48	41	7,247 4	6,356.00	5,559.50
Auctioners
Space Rent
Composition for delays	10,106 12	6,891.18	12,331.27
Total ...	3,718	3,455	3,566	4,22,718 12	3,94,971.53	4,73,974.04

APPENDIX F.

The number of prosecutions launched during the year under report and the results thereof as compared with those of the preceding two years are as under—

Year.	Offence against Section.	Number of cases remaining undischarged on 31st March 1958.	Total number of cases instituted.	Number of cases with drawn on compliance with the law.	Number of cases which resulted in conviction.	Amount of fines inflicted.	Number of cases which resulted in acquittals.	Number of cases remaining undischarged on 31st March 1959.
1956-57	... 328 and 328A	2,092	2,096	1,650	158	1,347	5	2,375
1957-58	... Do.	2,375	1,110	917	29	270	...	2,539
1958-59	... Do.	2,539	1,500	1,174	74	900	6	2,785

SHOPS AND ESTABLISHMENTS

Shri N. M. Haeems, B.A., continued to hold the post of Chief Inspector, Shops and Establishments during the year under report. He also looked after the work of administration of Theatre Tax.

2. Registration of Shops and Establishments:—The total number of establishments as registered in the records of the Department on 31st March 1958 and on 31st March 1959 under the various categories stood as under:—

Category	31-3-1958	31-3-1959
Shops	72,998	74,585
Commercial Establishments	21,302	22,984
Residential Hotels	309	334
Restaurants and Eating Houses	5,829	6,676
Theatres, etc.	72	79
Total	1,00,510	1,04,658

It will be seen that there is an increase in all the categories of establishments covered by the Bombay Shops and Establishments Act, during the year under report.

3. Complaints: 1,717 complaints were received during the year under report in addition to 162, which were pending disposal at the close of the preceding year. Of these, 1,851 were investigated while investigations in 28 cases were not complete till the close of the year under report. Action was taken wherever necessary.

4. Mass Raids: 380 mass raids—216 during day and 164 during night—were carried out during the year, for enforcing the provisions of the Act more effectively; besides routine visits paid by the inspectorate in the course of their duties.

5. Visits and Re visits: The total number of visits and re-visits paid to the various types of establishments during the year under report was as under:—

Category	Visits	Re-visits	Total
Shops	35,920	11,250	47,170
Commercial Establishments	4,978	1,637	6,615
Residential Hotels	180	52	232
Restaurants and Eating Houses	2,433	945	3,378
Theatres, etc.	61	15	76
Total	43,572	13,899	57,471

6. Prosecutions: Statement showing the number of Prosecutions launched, fines inflicted, etc., during the year ended 31st March 1958 as also for the year ended 31st March 1959 is given in Appendix 'A' below:—

APPENDIX 'A'

Year.	Cases pending from the previous year.	Cases filed.	Cases disposed of					Total.	Cases pending at the close of the year.	Fines.	Average fine per case.
			Convictions.	Withdrawals.	Acquittals.	Abated.	Warned and discharged.				
1957-58	938	5,024	4,609	38	11	3	81	4,742	1,220	1,66,050	35.32
1958-59	1,220	4,371	4,441	61	30	2	2	4,536	1,055	1,70,945	38.20

Withdrawals and Acquittals.

During the year under report, two cases abated on account of death of the accused.

SHOPS AND ESTABLISHMENTS

Details of withdrawals and acquittals are as per Appendices 'B' and 'C' below:—

APPENDIX 'B'

(Withdrawals)

No. of cases withdrawn	Reasons.	Remarks.
30	Establishments changed hands	
1	Death of accused	
4	Closure of the establishments	
5	Accused having left Bombay for good	
14	Accused out of bounds and not traceable	
6	Extenuating circumstances pleaded by shopkeepers of Mangaldas Market.	The Municipal Commissioner having accepted the plea of the Accused persons that the employees were granted alternate holidays during Diwali.
1	Establishment fell outside the purview of the Bombay Shops and Establishments Act being covered by the Factories Act.	
61		

APPENDIX 'C'

(Acquittals)

No. of cases acquitted	Reasons.	Remarks.
9	On grounds of fact	
8	On legal grounds peculiar to the trade	Cases in respect of Tailoring Establishments
3	For want of sufficient evidence	
1	On legal grounds	
1	Death of Accused	
2	Benefit of doubt	
1	Lenient view taken by courts	
3	Death of the prosecuting Inspector	
30		

Some Courts continued to inflict fines below the minimum of Rs. 25 per count, prescribed under the Act.

Revision applications were proposed to be preferred in 5 cases, two of which were not entertained by the High Court and one was referred back for retrial, while the remaining two were not decided till the close of the year under report.

7. **Financial.**—Government sanctioned Grant-in-Aid of Rs. 1,59,924=38 for the year 1958-59, to meet part of expenditure incurred towards the administration of the Bombay Shops and Establishments Act, 1948, during the year 1957-58 and the sum of Rs. 13,987.54 was realised by the Municipality, by way of registration, etc. fees during the year 1957-58. The total expenditure incurred on the administration of the Bombay Shops and Establishments Act, 1948 and the Payment of Wages Act, 1936 during the year 1957-58 was Rs. 2,94,845.09.

While furnishing figures of fines inflicted and expenditure incurred on account of the administration of the above Acts during the year 1957-58, it was again pointed out to Government, that the Corporation were sustaining recurring annual loss ever since the Corporation was entrusted with the administration of the Bombay Shops and Establishments Act, and that the loss had further increased on account of the appointment of additional staff for administering the Payment of Wages Act, 1936, since 1st April 1955. Government were particularly requested to increase the grant-in-aid, at least equal to the total expenditure incurred by the Corporation during each year, but from the grant-in-aid actually sanctioned by Government for the year 1958-59, it is seen that they have not taken this factor into consideration even now.

Income from Registration, etc. fees for the year 1958-59 was Rs. 13,010=94 inclusive of Miscellaneous receipts amounting to Rs. 1,624=63 and fines inflicted amounted to Rs. 1,70,945 as against the total expenditure of Rs. 2,24,904=82 (exclusive of Provident Fund and leave contributions and supervision charges)

PAYMENT OF WAGES ACT, 1936.

During the year under report the Shop and Establishments Inspectorate, who are also deemed to be Inspectors for the purpose of enforcing the Payment of Wages Act, continued to do propaganda in respect of the Payment of Wages Act, 1936, (which is made applicable to all establishments covered by the Bombay Shops and Establishments Act, 1948, from 1st April 1955) at the various establishments visited by them and instructed parties regarding the implications scope and requirements of this Act. This had a remarkable effect, in as much as a larger number of employers was found to be complying with the provisions of this Act, which was evident from the fall in the number of complaints received by the department viz., 230 during the year under report, as against 330 received last year.

Out of 230 complaints received, 164 disputes between employers and employees were settled amicably while investigation in 1 case was not possible for want of correct address of the establishment. 5 cases were on investigation found to be falling beyond the purview of the Act.

7 cases were filed by the department before the Authority under the Payment of Wages Act during the year under report while in 2 cases the complainants had themselves filed their complaints in the Small Causes Court and City Civil Court respectively. In 10 cases, the complainants had approached the Commissioner of Labour direct, while in 33 cases investigations revealed that the complaints were either fictitious or without sufficient documentary or reliable evidence to contemplate action. 8 complaints were pending disposal at the close of the year under report.

THEATRE TAX.

In pursuance of Sub-section 3 of Section 191E of the Bombay Municipal Corporation Act, the Bombay Municipal Corporation by their Resolutions Nos. 1500 of 29-1-1958, 1526 of 30-1-1958 and 1543 of 30-1-1958, sanctioned the levy of Theatre Tax in Greater Bombay, for the year 1958-59 (i.e., from 1-4-1958 to 31-3-1959) at the rates shown in Appendix 'D' below:—

APPENDIX 'D'

Type of Entertainment	Rate of Tax.	Rate of Tax, if payment for a whole month is made within the first five days of the month.
1	2	3
(1) Class I Cinema Theatre	... Rs. 10 per show	... Rs. 8.75 per show.
(2) Class II Cinema Theatre	... Rs. 7 per show	... Rs. 5.75 per show.
(3) Drama, Concert, Variety Entertainment or Tamasha.	Rs. 7 per show	... Rs. 5.75 per show.
(4) Circus, Carnival or Fete	... Rs. 10 per day	... Rs. 8.75 per day.
(5) Any other entertainment	... Rs. 7 per show or if there are no separate shows, Rs. 7 per day.	Rs. 5.75 per show or if there are no separate shows Rs. 5.75 per day.

There were in all 36 Class I and 22 Class II Cinema Theatres (a new Theatre came into existence from 17-10-1958) and the taxes were generally received regularly. Theatre Tax was also recovered in respect of the various dramas, dances, variety entertainments etc., held at different Halls, Theatres and other places in the City, wherever admission was on payment.

Exemptions from payment of Theatre Tax were granted to Cinema Shows, performances, etc., which were held in aid of bonafide charities or directed towards advancement of cultural or educational activities and exempted from payment of Entertainment Duty leviable under the Bombay Entertainment Duty Act, 1923 by the Commissioner of Police.

There was no occasion to seek recourse to Section 471 for non-submission of 'A' Form return during the year under report. One Civil Suit, however, which was pending disposal during the previous year was brought to a successful close and the amount of dues including court costs were recovered. 3 civil suits which were pending disposal during the previous year are further adjourned to the next year while one fresh civil suit filed during the year under report has also been adjourned to the next year.

The total income derived by way of Theatre Tax during the year under report was Rs. 6,03,525=75 as against the expenditure *viz.* Rs. 19,691=95.

The total income of the Shops and Establishments department during the year under report was Rs. 6,16,536=69 comprising of (1) Registration etc., fees, Rs. 11,386=31, (2) Miscellaneous Receipts Rs. 1,624=63 and (3) Theatre Tax Rs. 6,03,525=75.

N. M. HAEEMS
Chief Inspector.
Shops and Establishments.

MARKETS & SLAUGHTER HOUSES.

1. Dr. V. Periyar, C.B.V.C., the Chief Inspector, Market Department, supervised the work of the department from 1st April 1958 to 22nd December 1958. From 23rd December 1958 on his appointment as Superintendent of Markets he was in charge of the department.

2. While every market throughout the City makes its own valuable contribution to the vital task of distributing food to the Citizens, Arthur Crawford Market can be said to be the heart of the Fruit, Flower Fish and Meat industry of Bombay. Fresh wholesome food being the daily necessity, the markets play an important role in the economic life of the city in as much as they are called upon to handle enormous quantities of food for local consumption as well as for trade purposes elsewhere.

3. During the year under report two private markets known as Garam khada Markets were municipalised. This constituted a single municipal market. The total number of municipal markets therefore rose from 21 to 22 including squatter area at Parel Village.

4. Two private markets having been municipalised (and the Jhatka Slaughter House shown under 'Slaughter Houses') the total number of private markets owned by private individuals and trusts was reduced to 20. All the private markets continued to be licensed by the Municipality. The licence fee realized from owners of these markets amounted to Rs. 41058/- as against Rs. 40323/- during the previous year.

5. There were 188 outside meat shops during the year for sale of mutton, beef and pork in the city and the licence fee recovered amounted to Rs. 14037/-.

6. There was rise in the income of this department during the year under report. The total receipts during the year amounted to Rs. 40,25,534/- as against Rs. 39,97,337/- during the previous year. The rise of Rs. 28,197/- in the revenue was due to the improved receipts from stallage charges, scale-shed fees etc. Appendix A shows the details of receipts under different items of revenue together with those of previous year.

7. The work of collecting fees on parcels arriving at the scale-shed of Arthur Crawford Market continued to be done departmentally. The revenue derived from this source amounted to Rs. 4,42,963/- as against Rs. 4,29,007/- during the previous year.

8... **Fishing Season:**— The fishing season during the period under report was not so satisfactory although the quantity of fish brought to the Municipal Markets was on the increase. The total quantity of fish brought to the markets during the year was 27446 tons as against 25,189 tons during the previous year.

9. **Refrigeration Facilities:** The cold storage plant at the Arthur Crawford Market, continued to meet the requirements of fish, fruits, meat and poultry trade. It is worked by the FREON 12 system with four Wasting-House condensing units and direct expansion coolers. The plant consists of 3 chambers, one for storing fish at 28° F, to 31° F one for Mutton at 33° F to 37° F and one for fruits, vegetables and eggs at 35° F to 40° F. OZONE generator for deodorising and destroying bacteria in chambers is also provided for this plant.

The approximate quantity of perishable goods deposited and amount realized by way of fees at the Cold Storage during the year under report were as under :

Comodity	Quantity deposited		Amount realized	
	1957-58	1958-59	1957-58	1958-59
	lbs.	lbs.	Rs.	Rs.
Fish	56,85,000	34,18,500	61,698	38,378
Mutton & Fish	9,89,650	6,50,000		
Fruits & Vegetables	30,83,720	18,00,250		
Eggs	15,93,200	9,80,600		
Milk & Milk Products	8,54,500	6,41,400		

The fall in the revenue was mainly due to the plant remaining out of order for a considerable time for want of certain spare parts. The efforts for getting the spare parts early were continued.

10. The stalls in the various Municipal Markets continued to be well occupied throughout the year. Some stalls in the Erskine Road and Chowpatty Markets remained vacant due to unfair competition from the outside squatters in the vicinity of these markets. Efforts to induce the squatters outside the markets to occupy the stalls in the markets were continued. Appendix B shows the number of stalls occupied and vacant and the gross receipts and expenditure in respect of Municipal Markets and Squatters' areas.

11. All the markets including those licensed were regularly supervised. Obstructions and encroachments as also nuisance caused on account of throwing refuse in the passages of the markets and indiscriminate spitting of pan juice etc. were dealt with. Stall holders were also convinced of the importance of sanitation and good habits.

ADDITIONS AND IMPROVEMENTS.

12. Following improvements were carried out at the Municipal Markets during the year:—

- (a) Colaba and Kamathipura, Markets:—Gas lights were replaced by electric lights.
 (b) Ershine Road Market :

- (1) Repairs to 33 iron stalls in mutton section were carried out
- (2) Fish plat-form was renewed with shahabad stones.
- (3) Roof, gutters in fowl section were renewed.

(c) Peddar Market : Market building was oil-painted.

(d) Dadar and Prabhadevi Markets : Open channel drains were provided in fish section.

(e) Gopi Tank Market : Additional cement concrete plat-form was provided in fish section.

(f) Fergusson Road Market : Eastern side fencing was replaced by brick masonry wall.

13. Food Inspection : The Veterinary Officers and sanitary qualified Inspectors carried out the work of inspection of meat, fish fruits and vegetables etc. with a view to preventing the exposure of unwholesome food for human consumption. During the year under report 5,16,320 lbs of unwholesome food in the aggregate were destroyed as against 5,86,458 lbs. in the previous year.

Special mention may also be made of the inspection carried out by the veterinary officers, of the liver and blood consignments imported by certain laboratories from various up country centres. The amount realized by way of import and inspection fee was over Rs. 21,000/- during the year.

14. Surprise raids to detect the smuggling of animals, contraband meat and unauthorised slaughter were systematicall carried out by the staff specially appointed for this purpose. The station wagon was continued to be provided to carry out the above work more effectively. The total quantity of contraband meat seized and destroyed was 2,33,485 lbs as against 1,17,893 lbs in the preceding year. In all 2,265 seizures were effected in different parts of the city and 783 prosecutions were instituted resulting in conviction of 603 persons and recovery of fine amounting to Rs. 16,586. The amount realized by selling seized animals and skins etc. was Rs. 891. Besides this over Rs. 382/- were recovered by way of penalty for importing animals into the city without requisite permits.

SLAUGHTER HOUSES.

15. Two main Municipal Slaughter Houses viz., one at Bandra for slaughter of horned cattle, buffaloes, sheep and goats and the other at Arthur Road for slaughter of pigs continued to operate during the year. Beside there was one Jhatka Slaughter House at Delisle Road owned privately but licensed by the Corporation, operated during the year as usual. The position of the Bandra Slaughter House is unique not only in the State of Bombay but also in the whole of India in as much as the output from this centre is probably unequalled anywhere in the country. The revenue derived from this source amounted to Rs. 12,49,038/- as against Rs. 12,54,024/- during the previous year.

16. The main slaughter house at Bandra is old and out-dated. The question of shifting this slaughter house from its present site and to build up an uptodate Slaughter House complete with cold storage installations, waste elimination plant, latest equipment and machinery for processing the by-products etc. at Deonar is under active consideration. In this connection F. A. O. Expert from Denmark, Mr. N. E. Wernberg assigned to advise and assist the Corporation for designing a modern Slaughter House for Bombay, visited Bombay again in May 1958 as last phase and after working in collaboration with the present Superintendent of Markets, submitted his final report to the Corporation through the Government of India, in the month of February 1959. The proposal in this behalf is being finalized by a Committee of Officers appointed for the propose.

17. The number of animals brought to the fair ground at Bandra Slaughter House and the number of animals slaughtered as compared with those of the previous year were as under :—

Year	Animals brought to the fair ground			Animals slaughtered		
	Buffaloes	Horned Cattle	Sheep & Goats	Buffaloes	Horned Cattle	Sheep & Goats
1957-58 ...	5,832	66,981	16,58,664	5,813	66,653	12,27,882
1958-59 ...	5,904	62,220	16,81,442	5,836	61,336	11,96,367

The fair ground fees at the Bandra Slaughter Houses were continued to be collected departmentally.

18. The number of pigs and piglings brought to Arthur Road Slaughter House for slaughter during the year under report was 138,64, and 401 respectively out of which 13,752 and 401 were slaughtered as against 12,491, pigs and 402 piglings slaughtered in the previous year.

19. The principal causes of ante-mortem rejections were Emaciation, Exhsustion, Pregnancy, Sheep-pox, Foot-rot Actinomycosis, diarrhoea and other diseases or infections rendering meat unfit for human consumption. In case of buffaloes and horned cattle, most of the rejections were due to animals being young and fit for breeding, milch or farm purposes.

20. The main causes of post-mortem condemnations were Cysticircus Bovis, Liver Fluke, Abscesses, Bruises, Emaciations, Sarcocysts, Hydatidcysts and other Parasitic nodular infections of liver and lungs. The causes for rejection of pigs were Tuberculosis, Pregnancy, Cysticircus-Celluloses, Rash, Bruises, Cysts and injuries.

21. Government veterinary staff was posted as usual in the Slaughter House Compound to inspect the horned cattle, as per the provisions of cattle preservation Act. Rigid inspection of slaughtered animals by the qualified Municipal Veterinary staff included ante and post mortem examination, grading and stamping of dressed carcasses and rejection and destruction of unwholesome meat.

22. The approximate weight of dressed carcasse meat of buffaloes and cattle, was 6779 tons, of sheep and goats 10682 tons and that of pigs 472 tons. Most of this meat produced was for meeting the requirements of the city. The quantity of meat rejected and destroyed as unfit for human consumption was 25 tons, 19 tons

and 5.4 tons of horned cattle, sheep and goats and pigs respectively which worked out to 0.36, 0.18 and 1 per cent respectively of the total meat.

Details regarding the number of animals slaughtered and the fees realised etc. are shown in Appendix C.

3. Improvements effected at Bandra Slaughter House: One additional chowky and one additional turn-style gate were provided.

24. —Visits of Foreign Experts—

1. Shri N. E. Wernberg, F. A. O. Expert on Slaughter Houses in connection with the proposed slaughter house project at Deonar for Bombay, (2) Shri Bruce L. Warwick, F. A. L. Officer, Agriculture Office, Sheep & Goat (ICAR) (3) Experts on Slaughter House from Phillipines (4) Russian experts on endocrine glands and manufacturing insuline.

25. Miscellaneous :—

The Superintendent of Markets continued to serve as a member of the Bombay State Fruit and Vegetable Market Committee and also on the Advisory Committee of the Indian Hides and Skins Improvement Society, Madras. He also worked on the board of directors of the Bombai Rajya Machhimar Sahakari Sanstha Ltd.

Lectures and Demonstrations on Food Inspections, Meat Hygiene etc. were given to Medical and Veterinary Students of various colleges as also to the students preparing for Public Health Inspector's Examination.

Dr. Taylor, M.R. C. V. Asstt. Professor of Histology and Embryology College of Veterinary Science and Animal Husbandry cum-livestock Research Institute, Mhow Cantt, Madhya Pradesh, visited in connection with Research on skin of buffalo and the mucosa of the reproductive tract of buffalo.

Prof. Dr. Datta with post graduate students from U. P. and a batch of Market Secretaries from Hyderabad visited Crawford Market. They were taken round the markets and Cold Storage Plant.

The Trainees visiting from different parts of the state were taken round the markets and the Cold Storage and the different merchandising practices in respect of fish, fruit, vegetable, poultry and livestock commodities were explained to them.

(V. PERIYAN.)
Superintendent of Markets and Slaughter Houses.

APPENDIX 'A.'

Statement showing the receipts under different items during the year 1958-59 and of the previous year :—

Serial No.	Particulars.	1958-59.	1957-58.
1	Stallage charges	11,95,132	11,73,801.87
2	Squatters fees	8,81,178	8,83,227.96
3	Fair fees	3,84,204	3,73,285.74
4	Slaughter and removal fees collected at the Bandra Slaughter House, Delisle Road Sheep Market and Pig Slaughter House	7,85,750	7,58,432.45
5	Licence fee from stalls and shops in the Municipal Markets	8,259	8,190.00
6	Licence fees for doing different types of business at the Bandra Slaughter Houses	17,801	17,556.00.
7	Licence fees from Private Markets owners	41,058	40,323.08
8	Licence fee from Firms dealing in foreign fish and imported meat, ham, bacon and sausages etc.	55,33	1,500.00
9	Licence fee for outside meat shops	14,037	13,751.75
10	Licence fees from Butchers in Private Markets	4,296	4,131.00
11	Licence fees from Kamatries, slaughterers etc., in Arthur Road Slaughter House, Jhatka Slaughter House	1,390	1,275.00
12	Licence fees from brokers in different Municipal Markets	53,506	53,700.00
13	Scale fees at A. C. Market	4,42,963	4,29,007.76
14	Sale of the Right of Blood at the Bandra Slaughter Houses	21,701	23,251.00
15	Sale of the right of removing bone pieces at Bandra Slaughter Houses...	350	500.00
16	Nokarnama fees	1,724	1,269.00
17	Cold storage fees	38,378	61,697.54
18	Ground rent	26,204	68,023.00
19	Chawl Rent	13,028	11,022.16
20	Miscellaneous Receipts	89,042	73,392.17
		40,25,534	39,97,337.48

(V. PERIYAN)
 Superintendent of Markets
 and Slaughter Houses.

APPENDIX "B"

Statement showing the number of stalls occupied and vacant and the Gross Receipts and expenditure etc., in respect of Municipal Markets and Squatters' Areas:—

Name of Market.	Total No. of stalls.		Average No. of vacant stalls per quarter.		Stallage charges for 1958-59.	Sq. fee licence fee & c. 1958-59	Total Gross Receipts 1958-59	Total expenditure 1958-59.	Net Receipts 1958-59	Net Receipts 1957-58.	Increase or decrease in the net receipts over the previous year.	Total cost of markets upto 31-3-59.	Percentage of net receipts on the cost.
	1958-59	1957-58	1958-59	1957-58									
Colaba ...	45	45	...	4	15,035	12,510	27,545	16,710	10,835	11,287	-452	97,556	11.1
Fort ...	170	170	13	18	47,620	14,576	62,196	21,936	40,260	31,149	+9,111	4,30,880	9.3
Arthur Crawford.	1018	1,018	8	26	6,09,025	6,68,749	12,77,774	2,95,955	9,81,819	10,08,633	-26,814	24,22,789	40.5
Pork (Dhobi-Talao).	3	3	5,880	6	5,886	4,585	1,301	424	+877	20,888	6.2
Bhuleshwar ...	201	201	17	16	51,297	770	52,067	17,487	34,580	35,412	-832	29,427	117.4
Masjid Bunder ...	4	4	405	9,928	10,333	8,420	1,913	591	+1,322	17,346	11.0
Erskine Road ...	815	815	64	105	2,34,052	34,959	2,69,011	94,793	1,74,218	1,58,017	+16,201	59,7612	29.1
Peddar (Mazgaon)	24	24	8,554	23,485	32,039	18,584	13,455	16,689	-3,234	57,863	23.2
Chowpatty ...	69	69	20	19	7,111	7,911	15,022	12,836	2,186	1,613	+573	4,67,280	0.4
Ferguson Road...	24	24	6	5	8,085	27,410	35,495	18,715	16,780	16,861	-81	25,473	69.6
Kamathipura ...	84	84	5	6	19,981	10,116	30,097	19,442	10,655	11,814	-1,159	55,498	19.2
Delisle Rd. Sheep.	48	48	24,860	31,405	56,265	13,801	42,464	29,533	+12,931	25,000	169.8
New Worli ...	43	43	3	3	20,383	19,885	40,268	13,675	26,593	26,791	-198	1,79,947	14.7
Prabhadevi ...	9	9	3,385	20,429	23,814	17,431	6,383	3,620	+2,763	23,819	26.7
Elphinstone Road.	39	39	16,157	50,188	66,345	23,811	42,534	42,933	-399	31,843	133.5
Dadar ...	10	10	4,480	1,33,638	1,38,118	43,057	95,061	1,20,742	-25,681	1,51,676	62.6
Gopi Tank ...	11	11	10,360	50,365	60,725	17,039	43,686	43,049	+637	64,790	67.4
Dongri Municipal.	136	136	1	3	65,663	14,184	79,847	24,654	55,193	61,174	-5,981
Gold Mohur Castle.	385	42,799	25,4376	297,175	86,224	210,951	2,02,119	+8,832	5,16,603	40.8
Plantain Market at Byculla.	63,445	63,445	11,660	51,785	57,006	-5,221
Caramkhada	31,204	31,204	7,070	24,134	...	+24,134
<i>Squatter Area —</i>													
Parel Village	2,400	2,400	1,698	702	927	-225
Total ...	3,138	2,753	137	205	11,95,132	14,81,939	26,77,071	7,89,583	18,87,488	18,80,834	+77,381 -70,277	52,16,490	...

(V. PERIYAN)
Superintendent of Markets
and Slaughter Houses.

APPENDIX

Statement showing the number of animals slaughtered or removed for private slaughter and the amount of slaughter and removal fees, etc., levied thereon during the year 1958-59.

Description of animals.	April 1958.	May 1958.	June 1958.	July 1958.	August 1958.	September 1958.	October 1958.	November 1958.	December 1958.	January 1959.	February 1959.	March 1959.	Total No. of animals.	Total amount of slaughter fees, etc.
Buffaloes	487	487	480	493	499	482	487	485	506	484	448	498	5,836	87,546.00
Bullocks (Bombay)	4,966	4,691	4,610	3,979	4,370	4,554	5,020	4,215	4,662	4,347	3,975	4,615	53,989	80,983.50
Bullocks (Bandra)	604	591	606	561	608	619	605	638	717	658	550	590	7,347	4,347.00
Sheep and goats for Bombay	1,01,597	1,01,060	98,239	90,808	91,840	87,395	93,446	91,904	97,246	97,294	87,979	95,533	11,26,341	2,81,585.25
Do. Bandra	5,863	6,044	5,480	5,605	5,720	5,858	5,504	5,934	6,450	6,233	5,499	5,835	70,026	13,126.48
Pigs imported at Arthur Road Slaughter House	1,085	1,054	1,017	1,107	1,328	1,082	1,045	1,116	1,844	1,898	1,061	1,027	13,864	17,330.00
Piglings Do. do. do.	43	28	9	31	28	22	38	34	94	20	25	29	401	401.00
Slaughtered piglings imported for private consumption in Bombay	1,113	990	1,037	1,115	1,276	1,101	1,024	1,079	1,790	1,156	1,034	1,037	13,752	27.00
Pigs slaughtered at Arthur Road Slaughter House	43	28	9	31	28	22	38	34	94	20	25	29	401	17,19,000
Piglings Do. do. do.	160.70
Live horned cattle removed to Bombay	...	1	1	5.00
Live horned cattle removed to Bandra	...	1	1	2.00
Live horned cattle removed for shipping	4	4.00
Live sheep and goats removed to Bombay	14,325	13,772	16,508	12,870	11,970	11,841	11,597	13,310	14,957	14,761	12,479	15,315	1,63,705	16,9610.45
Do. do. Free	61	35	45	40	51	27	19	...	12	290	...
Do. do. Bandra	11,546	10,455	8,947	9,435	9,423	8,435	9,570	13,801	13,152	14,514	13,991	13,608	1,36,877	53,964.86
Do. do. for shipping	2	7.05
Live sheep and goats for private slaughter in Bombay	...	2	46	5	4	28	2	25	19	21	156	159.90
Live sheep and goats removed by DeLisle Road Sheep Market Fadkaroes	3,778	4,538	5,563	4,878	2,724	3,672	4,395	4,231	3,751	4,334	3,767	4,491	50,322	52,133.55
Live sheep and goats slaughtered in the chamber of DeLisle Road Sheep Market	893	993	1,073	1,098	284	637	1,044	1,413	1,068	1,303	1,592	1,367	12,765	3,191.25
Total	1,46,406	1,44,770	1,35,675	1,32,047	1,30,162	1,25,747	1,34,036	1,38,225	1,46,363	1,46,252	1,32,444	1,43,996	16,56,123	7,84,768.99

340

V. PERIYAN,
Superintendent of Markets & Slaughter Houses.

Municipal Printing Press.

Shri S. G. Tolat, B.A. (Hons.), was in charge of the Press during the period under report.

Bleached and Unbleached Paper weighing 263½ tons was purchased during the period under report.

The printing work of the various Departments of the Corporation including those of Greater Bombay has considerably increased during the year. Over and above their Budget Estimates, Establishment Schedules Municipal Chief Auditor's Administration Report, Electric Supply, Motive Power, Domestic Electrical Appliances Hire Bill Forms, Mileage Cards, Canteen Coupon Books, and several other jobs were also executed for the B. E. S. & T. Undertaking at a total cost of Rs. 68,898.67.

The statement of jobs carried out and the pages printed for the Corporation and its various Committees as well as for the B. E. S. & T. Undertaking during the year under report as compared with those in the previous year is given below:—

Description.	1957-58		1958-59.	
	Jobs.	Pages.	Jobs.	Pages.
Departmental Printing	... 7,639	6,460	...
Departmental Stationery	... 1,420	1,547	...
Private Parties Printing	... 81	61	...
B. E. S. & T. Printing	... 37	21	...
Corporation and its Committees	27,270	...	32,529
Corporation Record	9,311	...	8,707
B. E. S. & T. Committee	1,570	...	1,600
Total	... 9,177	38,151	8,089	42,836

"The Bombay Civic Journal", the accredited organ of the Bombay Municipal Corporation, continued to be printed every month by the Press.

The statement showing the quantity of paper consumed during the year under report as compared with that of the previous two years is given below:—

Description of Paper.	1956-57.		1957-58.		1958-59.	
	Rate per lb.	Quantity consumed in tons.	Rate per lb.	Quantity consumed in tons.	Rate per lb.	Quantity consumed in tons.
	Rs. nP.		Rs. nP.		Rs. nP.	
White	... 0.76	136½	0.83	131	1.06	130½
Badami	... 0.56	2¾	0.64	4½	0.64	¾
Other Kinds	... 1.06	63	1.12	90¾	1.15	77¾
		202½		226½		209

Profit and Loss Account and Pro-forma Balance Sheet as on 31st March 1959 are appended hereto. The transactions for the year closed with a surplus of Rs. 7,468 on a total turnover of Rs. 11,95,016 as against the surplus of Rs. 16,827 on a total turnover of Rs. 10,42,994 for the previous year.

The work of implementing the recommendations of Messrs. Ibcn Ltd., on the reorganisation of the Press continued departmentally.

The Labour Staff on 28th February 1959 consisted of 228 workers as against 227 workers on 28th February 1958.

S. V. APTE,
Manager, Municipal Press.

MUNICIPAL PRINTING PRESS
Profit and Loss Account as at 31st March 1959.

EXPENDITURE			INCOME						
	Rs.	n.P.	Rs.	n.P.	Cr.	Rs.	n.P.	Rs.	n.P.
Materials—									
Paper, etc, stock at the beginning ...	79,767.26								
Do. Add Purchases ...	5,68,511.58								
Do. outstanding Liabilities ...	26,926.00				Amounts charged to Departments ...	11,23,458.27			
Balance in Reserve Bank of India ...	7,455.19								
	6,82,660.03								
Do. Deduct stock at the end ...	2,20,116.29	4,62,543.74							
Ink stock at the beginning ...	297.52				Amounts recovered from Private Parties ...	71,557.76			
Do. Add Purchases ...	1,732.20					11,95,016.03			
Do. Deduct stock at the end ...	319.23	1710.49			Deduct Work in Progress at the beginning of the year ...	1,74,412.66			
Binding Materials stock at the beginning ...	9,609.54								
Do. Add Purchases ...	47,182.21					10,20,603.37			
Do. Deduct stock at the end ...	56,791.75				Add work in Progress at the end of the year ...	1,79,928.03			12,00,531.40
Mono Metal stock at the beginning ...	1,75,747.44	36,67,490			Revenue Miscellaneous ...				11,443.42
Do. Add Purchases ...	14,614.74								
Do. Deduct stock at the end ...	1,90,362.18				Deposit with the Reserve Bank of India ...				7,455.19
Do. Deduct stock at the end ...	1,80,844.07	9,518.11							
Line Metal stock at the beginning ...	66,284.11								
Do. Add Purchases ...	13,583.21								
Do. Deduct stock at the end ...	79,867.32								
Do. Deduct stock at the end ...	75,873.95	3,993.37							
Materials Non-consumable and Books and Dead Stock Balance as per last year ...	11,111.28								
Do. Add Purchases ...	3,709.98								
Do. Deduct stock at the end ...	14,821.26	82,782.91							
Do. Deduct stock at the end ...	12,130.92	2,690.34							
Out-work ...		36,590.49	5,17,130.95						
Do. outstanding liabilities ...		2,750.00	39,340.49						
Wages ...		3,58,339.16							
Do. outstanding liabilities ...		3,000.00	3,61,339.16						
Departmental Expenses—									
Rent ...	4,115.82								
Repairs and Maintenance—									
(a) Building ...	473.08								
(b) Machinery ...	7,381.54								
Do. outstanding liabilities ...	4,050.00								
Lighting ...	3,053.46								
Do. outstanding liabilities ...	683.00								
Gas Charges ...	1,118.23								
Electric Charges ...	4,386.78								
Do. outstanding liabilities ...	42.00								
Debt Charges ...	55,848.02								
Depreciation ...	105.97	81,257.90							
General Expenses—									
Staff Salaries ...	92,754.37								
Do. outstanding liabilities ...	2,000.00								
Provident Fund Pension, etc. ...	35,100.15								
Contingencies (Miscellaneous) ...	6,324.70								
Telephone Charges ...	1,153.33								
Printing ...	2,536.24								
Do. outstanding liabilities ...	582.00								
Stationery ...	796.60								
Maintenance of Delivery Van ...	1,700.10								
Do. outstanding liabilities ...	157.00								
Advertisement ...	874.00								
Private Works ...	68,914.40	2,12,892.89	2,94,150.79						
Net Surplus ...			12,11,961.39						
			7,468.62						
			12,19,430.01						12,19,430.01

S. V. APTE,
Manager, Municipal Press

MUNICIPAL PRINTING PRESS

Balance Sheet as at 31st March 1959

LIABILITIES		ASSETS	
	Rs. aP.	Rs. nP.	
CAPITAL—			
(1) Advances from the Surplus Cash Balance ...	5,544 00		(1) Plant and Machinery purchased out of Surplus Cash Balance ...
(2) Advances from Net Premia Fund ...	1,68,221 12		(2) Plant & Machinery purchased out of Net Premia Fund ...
(3) —Do.— ...	49,201 19		(3) —Do.— ...
(4) —Do.— ...	22,745 31		(4) —Do.— ...
(5) Advances from Special Funds ...	1,20,397 47		(5) Plant and Machinery purchased out of Special Funds ...
(6) —Do.— ...	7,134 37		(6) —Do.— ...
(7) Advances from Capital Works—Loan Funds, I.—General Supervision, Collection of Revenue, Item No. 7, Conversion of Crusher Godown at Carnac Bridge ...	4,05,450 75		(7 & 8) Plant and Machinery purchased out of I.—General Supervision, Collection of Revenue, Item No. 7, Conversion of Crusher Godown at Carnac Bridge ...
(8) —Do.— ...	1,09,122 24		Do. Books and Dead Stock ...
(9) Advances from Plant & Machinery Depreciation Fund ...	2,250 00		Do. cost of Crusher Building ...
	8,90,066 45		(9) Plant and Machinery Purchased out of P. & M. Depreciation Fund ...
Less—Amount Repaid ...	2,50,041 54	6,40,024 91	Less—Depreciation upto 31-3-1959 ...
			Work in Progress ...
			Stock of Paper, etc., ...
			Mono Metal—Balance as per last year ...
			Do. Additions during the year ...
			Less—Written off ...
			Line Metal—Balance as per last year ...
			Do. Additions during the year ...
			Less—Written off ...
			Material Non-Consumable—Balance as per last year ...
			Do. Additions during the year ...
			Less—Written off ...
			Books and Dead Stock—Balance as per last year ...
			Do. Additions during the year ...
			Less—Written off ...
			Deposits with Reserve Bank of India ...
Outstanding Advances as on 31-3-1959 ...		18,91,800 56	Bills due from Departments ...
			Do. from Private Parties ...
		25,31,825 47	
			25,31,825 47

S. V. APTE,
Manager, Municipal Press.

K. E. M. Hospital, & Seth G. S. Medical College

The King Edward VII Memorial Hospital and the Seth G. S. Medical College have completed 31 years of their services in the year 1958-59, the Hospital rendering medical relief to the sick and the college imparting medical education to the students. A report about the staff, departments and the work that was done during the year under report in these institutions is given below:—

Dean.

Dr. S. G. Vengsarkar, M.D., F.C.P.S., held the post of the Dean upto 27th September 1958 from which date he proceeded on leave preparatory to retirement. He retired due to superannuation from 4th February 1959.

Dr. M. J. Shah, M.B.B.S., M.R.C.E., D.T.M. & H., Honorary Physician, held the post (Part-time) from 27th September 1958 to 31st December 1958.

Dr. S. V. Joglekar, M.S., F.C.P.S., took charge of the post from 1st January 1959.

Assistant Dean

Dr. V. V. Jadhav, M.B.B.S., held the post of the Assistant Dean throughout the year.

Professorial Staff

(1) Dr. G. M. Kurulkar, M.B.B.S., Professor of Anatomy (Temporary) retired from 13th July 1953 on account of superannuation. He was however continued after superannuation till 13th July 1958.

(2) Dr. K. D. Desai, M.B.B.S., B.Sc. (Med.), M.Sc. (Med.), Assistant Professor of Anatomy was promoted as Ag. Professor of Anatomy from 14th July 1958.

(3) Dr. A. N. D. Nanavati, M.D., Asstt. Professor of Pathology and Bacteriology resigned from 5th November 1958.

(4) Dr. R. S. Satoskar, M.B.B.S., B.Sc. (Med.), Ph.D., Lecturer (W.T.) in the Pharmacology Department was promoted as Ag. Assistant Professor of Pharmacology from 2nd January 1959.

(5) Dr. (Smt.) Suman N. Sant, M.D., Lecturer in the Pathology and Bacteriology Department was promoted as Ag. Assistant Professor of Pathology and Bacteriology for a period not exceeding 6 months from 5th November 1958.

(6) Dr. P. Raghayan, M.D., Professor of Medicine, was appointed as Ag. Director of Medicine from 25th September 1958.

(7) Dr. Smt. S. G. Kinare, M.D., Demonstrator (P.T.) was appointed as Ag. Asst. Clinical Pathologist in the Medicine Department from 16th April 1958.

(8) Dr. D. N. Paj, M.B.B.S., Lecturer in Anatomy is on study leave abroad for one year during 1958-59 under the Rockefeller Foundation Fellowship for training in Preventive and Social Medicine.

Seth G. S. Medical College.

84 students were admitted during the year under report. Two of these students who came from outside India were nominated by the Government of India in the two reserved seats and 2 were taken from scheduled caste.

Research Activities.

A number of research projects were undertaken by the staff of the Hospital and College under the auspices of the Indian Council of Medical Research, Council of Scientific and Industrial Research, The K. E. M. Hospital and Seth G. S. Medical College Staff Research Society, and through the help of some Pharmaceutical firms like Messrs. Unichem Laboratories, Messrs. Surhid Geigy Laboratories, Messrs. Himalaya Drug House, Messrs. Ciba Pharma Ltd., etc. Reference is invited to Appendix No. 24 regarding the details of the subjects of research (printed in departmental copies).

Library.

During the year under report 375 books were added to the Library as against 315 books during the previous year. Out of these, 224 were presented to this Library as per details shown in Appendix 23 (Printed in departmental copies). Our grateful thanks are due to the donors.

The number of books and periodicals issued for reading on the premises of the Library to undergraduate and postgraduate students and teachers was 34,515. 1,805 books and 1,770 periodicals were issued on loan outside the Library to the Honoraries, the professorial staff, Resident Medical officers of the K. E. M. Hospital and Demonstrators and Lecturers of the Seth G. S. Medical College and as inter library loan to the libraries of the Haffkine Institute, Tata Memorial Hospital, Indian Cancer Research Centre, The College of Physicians and Surgeons of Bombay Topiwala National Medical College and The Municipal General Hospital, Sion.

243 periodicals were borrowed as inter library loan from the various medical and research institutions in the neighbourhood and the Bombay University Library to meet the needs of our readers.

As in the past, reference material was supplied by this library throughout the year to the Micro film Service Unit at the Tata Memorial Hospital for providing micro films and photostatic plates required by institutions throughout India.

Museums.

50 wet and dry specimens were replaced in the Anatomy Museum during the year. The total number of wet and dry specimens in the Anatomy and Comparative Anatomy sections stood at 1,727. In the Pathology Museum 10 new specimens were mounted and 38 old specimens were remounted during the year. The total number of specimens in the Pathology Museum was over 1950. In the Artist's section 804 graphs, photographs, Photo-micrographs, etc., were prepared during the year under report.

Hostels.

The number of students residing in the Male students Hostel was 145 and that in the Lady students Hostel was 42. Both the hostels were fully occupied and a number of applications for rooms had to be turned down for want of accommodation. In order to meet the increasing demands of the undergraduates and also to accommodate internees, research workers and post graduates, a new Hostel has been acquired at Naigaum. Even this addition has not satisfied our needs as there are many students for whom hostel accommodation is required.

Gymkhana.

The College students did well in some of the events in the field of sports and Cultural activities during the year. The Annual Athletic Sports were held in January 1959 at our Stadium.

Miss Deepika Desai was adjudged the best actress in the Inter-Collegiate dramatic Competition and a special prize was awarded to her.

In the Bombay State Inter-medical tournaments our badminton representative Mr. P. D. Mungekar had the distinction of being the runner up. Our only Ladies representative Miss Asha Mankar did very well in all the events. The following were presented with College crests for their excellent show during the Bombay State Inter-medical Indoor games tournaments.

- (a) Mr. P. D. Mungekar. (b) Miss A. M. Mankar. (c) M. A. Wakalkar.

Our General Secretary Shri J. S. Nandi was elected president of Bombay State Inter-medical association for the year.

The Bombay City Annual Medical Ball was held in our Tennis Court and proved a great success.

Smt. Mani Gazdar was elected Jt. Secretary. She carried out the duties and responsibilities of the post with great enthusiasm.

Shri Ajit Phadke was awarded the Rotary Prize for being the best student of the year.

The following eminent men in the medical profession visited the institutions and gave valuable lectures to students and staff; Sir Harold Giles, Dr. Kuntscher and Dr. Nathan Kline.

During the year Dr. Mrs. Kotnis, wife of the famous doctor Dr. D. Kotnis visited our college and Hospital, the alma mater of her husband, and demonstrated 'Acu Puncture' technique. A set of the needles etc. required for the technique was presented to our institution by her.

General.

Scientific and Educational films were shown to the staff, students and members of the Nursing Staff during the year.

Publications.

Subjects of articles published by the members of the Honorary, Professorial and other staff during the year are shown in Appendix 25 (Printed in departmental copies).

New Constructions, Expansion and Extensions K. E. M. Hospital.

Works Completed.

- (1) Extending the wooden partitions of Registration Office No. 2 (O.P.D.).
- (2) Additions and alterations on the ground floor and addition of a floor over the X-Ray Department.
- (3) Construction over the out-patient department for the full-time departments of medicine and surgery.
- (4) Construction of two additional floors over Asstt. Dean's quarters for providing accommodation to full time staff.

Works in Progress.

- (1) Construction of an additional floor over the Nurses Home and providing passenger's lift for all the floors of the building.
- (2) Extension of and addition of a floor over the Mental Ward.
- (3) Construction of an additional floor over the Administration block for Orthopaedic operation theatres.
- (4) Construction of an additional floor over the R.M.O.'s quarters at the Convalescent Home.

Accommodation of Patients in wards in the K.E.M. Hospital and their particulars.

Due to the additions of Paediatric beds and increase in the number of the Gynaec beds the number of scheduled beds in the hospital in the year under report was 630 but, as usual, there was constant overcrowding in all the wards, particularly, in Ward No. III (Surgical—children), Ward No. IV (Orthopaedic-Male) Ward No. I (Medical-female) and Ward No. VIII (Surgical-female) where the overcrowding was far in excess of the scheduled number of beds.

The daily average number of in-patients in the wards during the year 1958-59 was 796. This figure would have been much more had it not been for the labour strike in the month of June 1958 during which period the admissions of patients had to be greatly restricted.

The revised distribution of beds according to sex and departments is shown in Appendix No. I. As usual, demand on the Hospital beds was quite heavy. Even after imposing restriction on admissions for controlling excessive overcrowding in the wards, the total number of patients admitted for indoor treatment during the year 1958 was 29,599 as against 27,208 in the year 1957, 23,874 in 1956 and 21,732 in 1955 which shows that the admissions are on the rise progressively. The attendance of patients in various departments is shown in the Appendices No. 10-11 attached to this report.

Results of Treatment of the Indoor Patients.

Out of the total number of 31,357 inpatients, (29,599 inpatients admitted during the year 1958 and 758 being balance of the previous year), 7,432 were discharged as cured, 12,373 were relieved, 7,447 either left the hospital against medical advice or were otherwise discharged and 2,219 died (excluding 4 still born). At the end of the year, 856 patients were in the hospital under treatment.

Deaths Classified.

The total number of patients who died in the hospital during the year 1958 was 2,219 out of whom 574 died within 24 hours of admission 641 died after 24 hours but within three days of admission and 1,004 after three days of their admission.

Highest Attendance on a Single Day.

The highest number of out-patients attendance on a single day during the year 1958 was 3,066. The highest number of new cases attending the outdoor departments on a single day was 942 while the highest number of old cases attending on a similar day was 2,206. The highest number of casualty cases brought to the hospital casualty department on a single day was 247 and that of patients admitted for indoor treatment was 122.

Opening of New wards.

During the year under report, two new wards were opened, i.e., Paediatric ward with 40 beds in the month of August 1958 and the Gynaec extension ward (Ward No. XV-A) with 22 beds in January 1959.

Outdoor Special Department and their Working.

The attached appendices and tables show the attendance of patients and the volume of work in various outdoor departments. Besides the usual departments, such as Medical, Surgical, Ophthalmic, Dental, etc., which are found in most of the General Hospital, this hospital has the privilege of having certain special departments such as the Neurology, Neurosurgery, the Medico Social Service department, co-ordinated outpatients department of Preventive and Social Medicine, the thoracic follow up clinic, the Occupational therapy and the Physiotherapy department etc., for rendering medical relief services.

Medico Social Service Department.

The Medico Social Service Department continued its activities with two social workers on its staff till September 1958, when five more Social workers were appointed to shoulder the additional work in the medical relief throughout the departments. Out of the newly appointed Social Workers, two were drafted for work in the department of Medicine, two in the department of surgery and one in the Psychiatric Department. One of the social worker continued to work in the Preventive and Social Medicine Department. The other was entrusted with the works pertaining to the Paediatric and Gynaecological Departments.

There has been instituted, through the help of this department, follow up of patients from different units, an active participation in the diabetic research conducted by the Diabetic Clinic, collection of social data and statistical analysis of Burns cases.

The department also co-operated in the teaching curriculum of para-medical Departments of K.E.M. Hospital and the Tata Institute of Social Sciences. Students specialising in Medical and Psychiatric Social work from Tata Institute of Social Sciences are placed for their practical training under direct supervision of the full-time workers.

During the year, the department had a group of visitors from U.S.A., distinguished in various fields of social work and a representative of the UNICEF and the Director, Institute of Social Work, Mangalore.

The Department received donation of drugs from various pharmaceutical concerns and a steel cupboard was also received from Messrs. J. N. Marshall & Co., for which the department is very grateful to the Donors.

The following table gives an account of the medical and social relief work done through the department during the year 1958:—

Medical Cases.	Surgical Cases.	Psychiatric cases.	Total cases.
384	315	196	895
From (18th August to December 1958).			
Medical and Surgical Cases.	No. of cases.	Psychiatric cases.	No. of cases.
Case work service	... 120	Social histories of these.....	... 196
Medical Aid, appliance and milk powder	... 317	Case work service	... 29
Rehabilitation	... 48	Group psychotherapy	... 19
Follow up	... 26	Reference to other agencies	... 8
Arrangements for discharge, accommodation, 88 convalescence of patients, etc.			

The Physiotherapy Centre and School

The Physiotherapy school and Centre which is a project jointly sponsored by the Central Government Government of Bombay and the Bombay Municipal Corporation, completed its first 5 years in September 1958. In the new premises at the Convalescent Home, where the centre and school have been shifted, the pace of the progress was kept up.

Staff.

One post of Asstt. Physiotherapist fell vacant due to the promotion of Shri M. T. Shahani to the post of Head Physiotherapist. Smt. M. M. Shah was appointed in this post in the month of August 1958. This brought the total number of staff to 8—3 Physiotherapists, 2 Masseurs and 3 Externes.

School: 12 Students, who had successfully completed their training, were awarded Diplomas on 7th June 1958 at the Convocation Function presided over by Dr. N. N. Kailas, Deputy Minister for Public Health, Government of Bombay.

Four more students qualified for the Diploma in October 1958.

Batch 1958-59: Thirteen students were under training. One student from Thailand deputed by the World Health Organisation completed her training in December 1958.

Batch 1958-60: Fifteen students were undertaking including one student from Burma undergoing one year's training on a fellowship from the United Nations Technical Assistant Board. The Government of Bombay granted a Scholarship to one of the Physiotherapy Students who has given a bond to the Government of Bombay that he would work in the Leprosy field after completion of his training.

Post-graduate students: 3 students were registered for post-graduate work in the fields of (1) Physiotherapy in Chest and Cardiac (Surgical) conditions, (2) Physiotherapy in Neurological conditions.

The teaching programme in physiotherapy subjects was carried out by Shri M. T. Shahani, Shri A. V. Mazumdar and Smt. M. M. Shah. Lectures in medical subjects continued to be held jointly for Occupational Therapy and Physiotherapy students. Educational Seminars for students were organised in collaboration with the Occupational Therapy School on the following subjects:—

(1) Poliomyelitis (2) Fractures of tibia (3) Neuro Muscular Mechanism in skeletal muscles (4) Cardiac Surgery.

For the first time in April 1958, the Final Examinations were held in 'Physiotherapy' theory and practicals, as contrasted with the old system of examinations in 'Electrotherapy' only. The most important feature of this examination was that at the end of their training the students were judged in their total knowledge and attitude acquired in theory as well as practical examinations. For the first time in the history of the School, the students were asked to treat patients rather than models in the practical examinations. This system and also the inclusion of medical person in the team of examiners are steps in the direction of making examinations accurate and thorough.

The students were encouraged to organise themselves with the result that students' Union was formed in the month of January 1958. Under the auspices of the Union, Educational Film shows were organised and instructive lectures were arranged. Besides this, various other social activities were also undertaken. It is hoped that these activities would help them to acquire the qualities of unity, leadership, co-operation and organization.

Department: The Department had to carry on 3 important tasks:—

- (1) Treatment of the outdoor patients of the K. E. M. Hospital
- (2) Treatment of indoor patients in the K. E. M. Hospital;
- (3) Treatment of the patients at the Convalescent Home.

The fall in the total number of treatments may be attributed to the following reasons:—

(1) The number of patients attending the department daily has always been beyond the scope of the staff employed. Therefore, efforts were made during the year 1958 to call patients in such a way that all the patients attending the department get proper attention as far as possible.

(2) The shifting of the Department from the main building of the hospital to the Convalescent Home has resulted in infrequent attendance of the patients who have to attend the hospital for medical check up, medicines, etc.

(3) starting of new Physiotherapy centres at other Municipal Hospitals, viz., Sion Hospital and Nair Hospital.

Conclusion: The introduction of the new examination system at the end of the training can be considered as a major step forward in setting up the proper standards of physiotherapy training. The organization of the Students' Union is another healthy development in the direction of the students' welfare.

The necessity of proper contact and understanding between the doctor and the Physiotherapists has been felt all along. In this connection a note has been submitted, suggesting certain definite measures which will lead to joint conferences, the presence of Physiotherapists on ward rounds, frequent reviewing of patients etc. All these activities, though time consuming, are in the best interests of the patients as well as the teaching programme of the School.

Different Conditions referred to P. T. Department 1958:—

	No. of cases referred.	Percentage referred.
Orthopaedic conditions, viz., Fractures Dislocations, Contusions, Sprains, Deformities, Arthritis, etc.	2,855	58.2
Neurological conditions, viz., Peripheral nerve injuries, Brains and Spinal Cord Tumour Poliomyelitis, Hemiplegia, Paraplegia Neuritis, etc.	809	16.5
Medical Conditions	481	9.8
Gynaecological Conditions, viz., Sulphingitis, fixed Uterus, Parametritis, thickened appendages, etc.	363	7.4
Skin Conditions, viz., Alopecia, Leucoderma, Psoriasis, etc.	240	4.9
Surgical conditions, viz., Lobectomy, Mastoidectomy, etc.	157	3.2
Grand Total	4,905	100.00

Occupational Therapy Centre and School

The Occupational Therapy Training School and Centre continued to progress steadily during the year

The selection of cases for treatment was done more carefully and only properly selected cases were treated. The number of patients treated was consequently little lower as compared with that of the previous year. The total number of patients referred to the centre was 2,488 as against last year's figure, viz., 2,780. The labour strike in June 1958 was also partly responsible for this.

The number of treatments given in the year 1958 was 21,257 as against 26,565 of 1957.

Staff: This year there were repeated changes in the staff, due to reasons of abolition of a temporary post and resignations of certain staff members, etc. This to a certain extent caused disturbance in the smooth working of the department and the school.

Smt. J. Mendonca was appointed temporarily as Hon. part-time Occupational Therapist in the place of Smt. M. Shahani on leave for a period of about 3 months from 1st July 1958.

The services of Smt. K. V. Niimbkar who was appointed as Adviser to Occupational therapy school for one year from 26th September 1957 came to an end in September 1958.

Activities of the Centre: The table showing the number of patients and visits paid is attached herewith. The Centre provided blood filters prepared out of Nylon to Shantilal Mathuradas Blood Bank Fifty four pairs of crutches and 15 splints prosthesis, etc., were supplied to the patients.

The preparation of plastic collars was stopped as these were by experience found to be unsuitable.

While undergoing different treatments the patients prepared 842 articles out of which 678 articles were sold and out of the proceeds Rs. 209.16 were distributed to some of the needy and deserving patients in token of the labour put in by them towards rehabilitation.

School.—9 out of 18 students of 8th batch were successful in the final examination held in April 1958 and were awarded diplomas at the hands of Dr. N. N. Kailas, Dy. Health Minister, State of Bombay.

13 Students were admitted for the course in June 1958. Amongst these 2 students were sent by Federation of Malaya under the Colombo Plan and one by Ministry of Health, Colombo, Ceylon. The total number of students under training was 24.

Like the last year, 4 seminars for final year students of Occupational Therapy School and Physiotherapy School were held, starting from December 1957 and ending in March 1958.

Unlike the previous years, the students were sent for clinical training only to those hospitals where Occupational Therapy Department managed by a qualified occupational therapist existed.

Prophylactic Immunization Centre.

This centre continued to work on all the days of the year from 3 P.M. to 5 P.M. and on Sundays from 9 A.M. to 11 A.M. so that anti-rabic treatment was given without a break.

The attendance of the patients was progressively increasing and the total number of patients treated during the year 1958 was 25,689 out of which 3,843 were new cases. The patients who attended at the Centre for treatment included those who came from far off places like Colaba, Kalyan and Virar.

Immunization against typhoid, cholera, plague, diphtheria and small pox was also done at the Centre.

Leprosy Clinic.

An additional activity of the skin and Venereal Department was the Leprosy Clinic for treatment of non-infectious cases of Leprosy. This was started in November 1955. Patients suspected to be suffering from Leprosy were examined on Tuesdays, and Fridays between 8 A.M. and 12 noon. One medical Officer and one Social Worker from the Acworth Leper Home examined the patients, performed skin biopsies and administered treatment. During 1958, the clinic treated over 419 cases.

Neurological Department.

This department treated 878 new cases and 5,073 old cases during the year under report. 410 cases were admitted as indoor patients.

Neurosurgical Department.

Dr. H. M. Dastur, F.R.C.S., was appointed as Asstt. Neurosurgeon from 1st June 1957. During the period, 26 new cases and 135 old cases were examined. 119 patients were admitted and 302 operations were performed. The department is meant for the surgical care of diseases of the brain and spinal cord. This is an all India upgraded Department financed jointly by the Bombay Municipal Corporation and Government of India.

Electrocardiograph Department.

The Department carried on its activities satisfactorily. During the year, 2,620 electrocardiograms were taken as against 1,495 taken last year.

Electro Encephalograph Department.

This Department rendered valuable services in the diagnosis of nervous and psychiatric disorders. 535 electro encephalographs were taken during 1958.

Nursing Staff.

During the year, 48 nurses were trained for Junior Examination and 33 for Senior Examination out of which 25 and 24 nurses, respectively passed the said examinations held by the Bombay Nursing Council. The total number of nursing staff was 332 inclusive of the Supervisory Staff.

Prizes were awarded to the members of the nursing staff who obtained highest number of marks in the various examinations. Two members of the nursing staff were sent to attend the Annual Conference of the Trained Nurses' Association of India which was held at Hyderabad. One member of the staff has been deputed to undergo the training in Sister Tutor's Course (Midwifery) at the College of Nursing, New Delhi.

The arrangement of sending three nurses to the Arthur Road Hospital for training in Infectious Diseases was continued during the year. The cost of the nursing establishment worked out Rs. 177.76 nP. per nurse per mensem as against Rs. 188.17 in the previous year.

Nurses' welfare Fund.

The Nurses' Welfare Fund was instituted in the year 1931 for promoting the welfare of and providing amenities to the nursing staff. The fund was managed by a Committee of which the Dean has been the President. Every nurse is an ordinary member of the Welfare Fund Committee. Functions, such as dances, dramas, tournaments and picnics were organised by the Committee during the year and winners were awarded prizes. This provided the members of the nursing staff with opportunities to bring out their talents. A small library was maintained and few daily newspapers and periodicals were purchased from the Fund. A sum of Rs. 26,492.50 has been invested from this Fund in Government Promisory Notes and Municipal Debentures which are kept in safe custody with the Central Bank of India Ltd., Bombay. During the year members of the nursing staff also held meetings for discussing academic and administrative problems. A food committee has been appointed to take keen interest on the nurses' diet.

Strike by the Labour Staff.

The labour staff was on strike during the period from 14th June 1958 to 21st June 1958.

Hospital and College Staff Co-operative Society.

The K. E. M. Hospital and Seth G. S. Medical College employees' Co-operative Credit Society Ltd., worked satisfactorily during the year. The Annual General Meeting of the Society was held on 28th September 1958. The total number of members on the roll, by 30th June 1958 was 774. The share capital amounted to Rs. 1,89,941 on 30th June 1958 as against Rs. 1,80,528 on the corresponding date of the previous year. The amount of loans advanced was Rs. 4,26,360. The net profit for the Society during the year ended 30th June 1958 amounted to Rs. 19,800.94 as against Rs. 16,648.87 in the previous year. A dividend at the rate of 0.50 nP. per paid up share of Rs. 10 each i.e., 5 per cent. was declared for the year ended 30th June 1958. The accounts upto 30th June 1958 were audited by Government and the Society was given 'A' Class.

Facilities for Patients and their Relatives.

The following were some of the facilities provided for the patients and their relatives at this hospital—

Gift Shop.—The gift shop was started in 1950 in the out-patient department, to enable the patients and their relatives to obtain some of their requirements, such as clean bottles for medicine, Injections Penicillin, Injection Streptomycin etc., at reasonable cost without difficulty and without having to go out of the hospital premises. The shop is financed by the Poor Box Charity Fund of this hospital, to which all the proceeds are credited.

Recreation Room and Library.—A small library has been maintained at the hospital for the benefit of the indoor patients. It has been provided with books, magazines, periodicals and daily newspapers. Some of the books were donated by philanthropic donors, where as some magazines were purchased through the Poor Box Charity Fund. A radio receiving set, carrom boards and draughts were also provided for recreation of the patients. Ambulatory patients took advantage of the library. A wheeled trolley with books, magazines was taken round the various wards for bed-ridden patients who were unable to visit the library. The proprietary of 'Bombay Samachar' supplied six copies of their daily paper free of charge for which thanks are due to the Proprietors.

Dr. Bhajekar Hospital for Incurable Diseases.

The hospital was declared open on 2nd September 1956. It has an accommodation of 38 beds. Helpless patients suffering from diseases such as Paraplegia, Hemiplegia, inoperable Cancer etc., and who have no reasonable hope of cure and yet need medical and nursing care are admitted in this hospital. Moreover, such patients are not generally admitted in any other hospital. The hospital has been given over in charge of the Dean, B. Y. L. Nair Charitable Hospital from 1st March 1959 for administrative convenience, since it is located nearer to that hospital, facilitating arrangements of labour staff whenever required.

During the year 1958, 116 patients were admitted and 24 were the balance left over from the last year. Out of 140 patients, 64 were discharged and 39 died leaving a balance as 37 patients at the end of the year. The maximum number of inpatients on a single day was 37 and the daily average was 32 in the year. Most of the patients that are admitted in this hospital are bedridden cases and suffer from bed sores. In order to help in the healing of these sores the hospital has purchased one Kromyer Mercury vapour lamp at the cost of Rs. 2866.50.

Dr. (Smt.) S. R. Satoskar is working as R. M. O. in charge since 16th May 1958 from which date Dr. R. R. Pai, M.D., resigned. The supervisory, nursing, clerical, etc., staff was 16 in number while the labour staff was 23. Some of the staff have been provided with rent free quarters on the premises to facilitate administration.

The total expenditure including liabilities for the year 1958-59 amounted to Rs. 80,653.49 approx and the daily average cost per inpatient worked out to Rs. 6.89.

The facility of supplying books and magazines from the patients library of the K. E. M. Hospital was extended to the patients of this hospital during the year.

Convalescent Home.

The construction at the Convalescent Home was completed and the home was informally opened for admissions of patients on 1st August 1958. The ceremonial opening however was done at the hands of Shri S. S. Mirajkar the Mayor of Bombay on 24th March 1959.

The Convalescent Home has four wards of 30 beds each. Out of the 120 beds, 30 beds are reserved for females. From the date of opening of the hospital, 191 patients were transferred to the Convalescent Home from three main Municipal hospitals viz., K. E. M. Hospital, B. Y. L. Nair Hospital and L. T. M. G. Hospital, Sion, 112 patients were discharged and 79 patients were in the hospital at the end of year.

The total cost of constructing the Convalescent Home and Staff quarters including cost of lands amounted to Rs. 13,97,905 out of which a sum of Rs. 2,00,000 has been paid from the Poor Box Charity Fund of the K. E. M. Hospital.

Family Health Centre.

The Family Health Centre at the Hospital continued to function satisfactorily during the year. The object of the Centre was to examine, investigate and give advice to members of families on maintenance of health. In case on examination any defects were detected the persons were given the necessary advice. The Centre had on its establishment a Health Visitor who went round visiting families, explaining to them the advantages of a routine check up at the Centre. A statement of the work done at the Centre during the year will be found in Appendix No. 19. (Printed in departmental copies.)

Childrens' Nursery.

It was observed that patients' relatives who came to visit patients admitted into this hospital were in the habit of bringing young children with them and taking them to the wards thus exposing them to infection. A room in the outpatient department was set aside in charge of a trained nurse and equipped with toys and pictures where the relatives visiting the hospital are persuaded to leave their children.

Ambulance Service.

The hospital has two ambulance cars. The scheduled rate charged for engaging the services of ambulance cars in the City Limits is Rs. 6 for the first one hour of hire and then Rs. 3 per half hour or a fraction thereof. The services of the ambulance are available between 8 A.M. to 12 Noon and from 2 P.M. and 6 P.M. though emergency calls are attended to at all hours. The ambulance service is free to all the poor and deserving patients.

Advisory Medical Board.

During the year 1958, the Advisory Medical Board held twelve meetings of the Honorary and Professorial Staff including one special meeting.

Staff Society Clinical Meeting.

The Staff Society of the K. E. M. Hospital and Seth G. S. Medical College held 10 meetings during the year 1958 including one special meeting when 8 papers on various subjects were read. A quarterly journal named 'Journal of postgraduate medicine' was started in the year 1955 and 4 issues were published during the year 1958. The journal publishes some of the articles on various types of research work carried out at these institutions as well as at the other municipal institutions and also some of the papers read at the Staff Society's meetings. A grant of Rs. 1,000.00 was sanctioned by the Municipal Corporation towards helping the activities of the Society.

Dr. N. A. Purandare Gynaecological and Obstetric Research Centre

The above centre was declared open by the Mayor Shri S. S. Mirajkar on 15th September 1958. It started with the early donation by Messrs. CIBA Pharma. Ltd. The furniture and other laboratory articles were donated by Dr. B. N. Purandare, whose keen enthusiasm was mainly responsible for the opening of the centre. Initially started with one Research Medical Officer, Two Technician and a clerk. The Research Work is carried out under the guidance of Dr. B. N. Purandare, Honorary Gynaecologist and Obstetrician at this Hospital. At present the centre has Four Medical Research Workers, Six Technicians and other staff.

In addition to the yearly grant from Messrs. CIBA Pharma, the centre also received financial help from other pharmaceutical firms such as Messrs. Unichen Laboratory, Messrs. Satabhai Chemicals and the Research Society of the K. E. M. Hospital.

At present the following research projects are taken up by the centre—

- (i) Endocrine dysfunctions encountered in gynaecology and obstetrics.
By vaginal cytology, Endometrial Histochemistry and 17-Ketostetoid and Pregnanediol estimations.
- (ii) Vaginal Infections:—
Investigations and clinical trials with different drugs.
- (iii) Prognosis in Abortion cases:—
By Vaginal Cytology, Pregnanediol and urine test for Histidine, Tryptophens and Indol.
- (iv) Toxemia of Pregnancy:—
Study of Plasma Protein fractions.

Family Planning Centre.

A Family Planning Centre, with 100 percent grant-in-aid from the Government of India, has been started at this Hospital from 21-1-59, with Dr. Mrs. S. M. Shahani M.D., D.G.O. as In-charge of the centre assisted by one Assistant Medical Officer and a Health Visitor. The Contraceptives supplied from the centre are Foam Tablets.

The total attendance upto 31st March 1959 was 50 and the number of patients who received free contraceptives was 17, as the contraceptives were received on 16th March 1959. The Medical Officer In-charge has also started performing vasectomy operations.

A series of 6 lectures once a week, on Family Planning are taken by the Medical Officer for the Internes doing the Gynaec term of this Hospital.

Food Handler's Scheme.

As a step towards improving the hygiene in the city, Food handlers Scheme to examine the persons handling food in the city hotels etc., and to assess their fitness for the job was started as a part of the activity in this hospital. From 1st October 1958 Upto 31st December 1958, 798 persons were directed for examination by the Department of the Executive Health Officer, Bombay, out of these only 499 persons attended. 58 persons did not report back with samples of their stools, etc., for pathological examination. In all 414 fit certificates and 27 unfit certificates were issued during the year.

Shantilal Mathurdas Blood Bank.

The Shantilal Mathurdas Blood Bank worked satisfactorily during the year. Blood was collected from donors who were paid out of the Poor Box Charity Fund. The amount so spent was Rs. 25,706.00. The number of blood samples supplied for transfusion during the year was 2634. The details of the various investigations carried out in the Bank during the year, are shown in the last part of the appendix No. 18 of Central Clinical Laboratory which is printed in the departmental copies of the report.

Dr. Jivraj N. Mehta Pharmaceutical Laboratory.

The work done in the Laboratory during the year 1958 was satisfactory as can be observed from the following details:—

- (1) **Injectable.**—44603 transfusion bottles 1500 c.c. each of 12 different types of transfusion fluids and 5985 ampoules of 10 different types of injectables were prepared 950 litres of loose sterile injectable solutions were also prepared. The approximate market value of the ampoules and the contents of the bottles manufactured was Rs. 72,020.
- (2) **Stains and other solutions for clinical use**—about 60 litres were prepared.
- (3) **Analytical work** :—49 samples of drugs, etc., were analysed of which 13 failed to conform with official requirements.
- (4) **Pharmacopical work.**—Revised formulary of the various sections was under preparation under the guidance of pharmacopical Committee with Dr. U. K. Seth, M.D., Professor of Pharmacology, Seth G. S. Medical College as the Chairman of the Committee.
- (5) **Tutorial work.**—The pharmacist helped in taking extra tutorials for the students revision term. This work was managed by the College staff formerly. Similarly a departmental course in dispensing was conducted for the benefit of this hospital compounders.

So far it was possible to step up the production of the transfusion bottle from 26,988 bottles in 1952 to 44,603 bottles in 1958 on account of the addition of one Barnstead still. Even with this, almost the limit of production is now reached with the available facilities. It will be necessary to replace the old machinery, purchase new one and have more space and staff for the laboratory, in order to be able to increase the output, to cope up with the increasing demand from wards, particularly in view of the addition of extra beds to the existing number at this hospital as a result of extension of wards and addition of new departments. A scheme for production of more bottles of transfusion fluid per day is under consideration.

Donations by Philanthropic Bodies and Persons.

During the year under report the following institutions and persons donated articles as mentioned below. These articles were used for the patients irrespective of race, caste, or creed. Many thanks are due to them and also to those who have donated miscellaneous articles.

Name of donor	Articles donated:
Municipal Milk Distribution Centre	Toned Milk
Imperial Tobacco Co.	Milk, breads, curds
Gift from American people through the Catholic Relief Services and his Eminence the Cardinal of Bombay	Milk powder, Wheat, rice
Smt. Shantidevi	Plantains Sweet limes
Smt. Dadombai Kabra	Mangoes
Shri Nartwarlal A. Shah	Sweet limes
Shri Kanayalal Daulatram	Chikku plantains.
Shri Banwarilal Podar	Bananas.
Shri Mulchand Thalumal	Sweet limes.

Certificates.—Certificates of different categories, as mentioned, below, were issued during the year 1958. A sum of Rs. 5,618.50 was realised on account of scheduled fees charged in respect of some types of certificates.

Kind of certificate.	No. of cfts. issued
Under Workmen's compensation Act	792
With medical opinion	2,421
Injury certificates to police in medico legal cases (free)	2,485
Police certificates (Paid)	134
Municipal employees' injury certificates for leave (free)	209
Ordinary certificates stating period of treatment (free)	approximate 12,00
Essentiality certificates re: treatment given to Government servants etc.	103
Certificates for Insurance purposes	85

School Clinic

Municipal School Clinic departments *vi.z.* Medical and Surgical, Ophthalmic, Dental, Skin and Aural were working on five days in a week from 2.30 p. m. to 4.30 p. m. for ten months during the year excluding the May vacation. Dr. M. D. Motashaw, M.D., was medical Officer in charge of school clinic from 1st April 1958 and Dr. D. G. Mody, D.O.M.S., was Medical Officer in charge of school clinic from 1st July 1958 to 31st October 1958, when Dr. Motashaw was on leave. Dr. M. D. Motashaw has been entrusted with the examination of the school children and the administrative work of the clinic from 1st November 1958.

During the month of April 1958 and the period from July 1958 to March 1959, the examination and treatment of the school children attending the primary municipal schools was continued when 2801 new and 17747 old cases were attended to and examined in various departments in addition to 1565 referred cases *i.e.*, 22,113 in all as shown in Appendix No. 6. During the year under report the school children were found to be suffering from the common complaints of Malaria, Anaemia, Bronchitis, Roundworm infection, Cervical Adnitis, Tonsillitis, Otitis Media, Carious Teeth, Vitamin 'A' deficiency etc.

214 children were operated upon in the Aural department. Refraction was done on children and glasses prescribed to 224. In addition to 214 children who were admitted in the wards for operations mentioned above, 30 more children were admitted in the wards for various complaints like Anaemia, fever, X-ray spine Bleeding after tonsil operation, Abscesses, sabacious cyst, squint correction, needling etc. Children were X-rayed and electroencephalographs and Electrocardiographs were taken whenever found necessary. 2 children were referred to Occupational Therapy department and 3 to the Physiotherapy department. 168 cases were treated with massive Vit. A injections.

The total expenditure on the expanded school clinic during the year 1958-59 amounted to about Rs. 47,500 approximately.

Miscellaneous

Dr. K. G. Munsif, Honorary Surgeon, who retired on 15th September 1958 due to Superannuation expired on 11th February 1959. It was a great loss to the Institutions as he was associated with the hospital and college since long.

Appendices.

The attendance of the patients in various departments with other particulars are shown in the appendices attached and some of the appendices are printed only in the departmental copies of the report.

Visitors to the Hospital and College.

Name of the Visitor	Date of visit
Dr. Papa, Cardiac Surgeon	21-1-1958
Dr. Arneri, Plastic Surgeon	21-1-1958.
Dr. Naw Shella Dwa, 143 St. Tounirs, Rangoon	... 31-1-1958
Dr. Hango Cyril, Gray Hospitals London	... 5-2-1958
Dr. Y. D. Shahani, Superintendent, Gandhi Memorial and Associated Hospital, Lucknow	... 14-2-1958
Dr. Verjina Arnold, The Rockefeller Foundations New York	... 21-2-1958
Dr. Edward D. Churchill, Mass General Hospital, New Medical School, Boston, U. S. A.	... 24-3-1958
Dr. Herrmen L. Blumgart, Harward Medical School Boston, U. S. A.	... 21-2-1958
Dr. Leo Nore, M.D., Haartmamisk, Helsinki Finland	... 31-3-1958
Dr. Mrs. Luueer Gragg, University of Pittsburgh	... 9-4-1958
Dr. Zakharov, Ministry of Health, U. S. S. R.	... 24-4-1958
Dr. Balashow, Ministry of Health, U. S. S. R.	... 24-4-1958
Dr. Bruk, Ministry of Health, U. S. S. R.	... 24-4-1958
Mr. F. A. E. Crew, U. S. A.	... 25-4-1958
Wayland J. Hayes, U. S. Public Health Service, Savanuach Co., U. S. A.	... 9-7-1958
Dr. Nathan S. Kline, M. D. Director of Research Rockland State Hospital	... 5-8-1958
Dr. Kuo Ching Lam, Children's Hospital, Diarim China	... 13-8-1958
Dr. Mrs. Kotnis, Children's Hospital, Diarim China	... 13-8-1958
Professor George Oliver, Faculty of Medicine, Paris	... 15-8-1958
S. Horace Smirk, Medical School, Duned in New Zealand	... 24-10-1958
Dr. Harry Platt, Royal College of Surgeon London	... 18-11-1958
Hamji Nakamma, Tokiyo, Japan	... 9-12-1958
Masao Kufo, Tokio, Japan	... 9-12-1958
Smt. Aruna Asafali, Mayor of Delhi, Municipal Corporation	... 16-12-1958

Expenditure out of the Budget Grants for 1958-59 and Poor Box Charity Fund of the Hospital.

Expenditure out of the hospital budgets grants.—The total expenditure incurred on the main tenance of the Hospital during the year 1958-59, including liabilities outstanding at the end of the year, but exclusive of the cost of the extension scheme, amounted to Rs. 36,30,445 approximately as against Rs. 33,13,867 in the previous year. This expenditure was inclusive of the cost of maintenance and treatment of inpatients and outpatients, out-patients departments, medical, nursing, administrative and labour staff as well as the cost of the staff for the administration, maintenance and repairs of the buildings.

The diet schedules for the inpatients as recommended by the department of Nutrition, Government of Bombay, were continued during the year under report. Appendices Nos. 3, 4 and 5 illustrate the details of the cost per patient in comparison with the previous two years. Despite the increase in the cost of medicine and materials, attempts were made to keep the expenditure as low as possible withoutt detriment to the efficiency services.

Expenditure out of the Poor Box Charity Fund.—Besides the expenditure incurred from the Budget provision, a sum of Rs. 74,236.01 nP, has been spent from the Poor Box Charity Fund of this Hospital during the year under report, as against Rs. 50,180.53 nP. in the previous year. This amount was mostly spent for costly drugs injections, blood transfusions, surgical appliances and travelling expenses for the poor and deserving patients of this hospital. The fund continued to receive support from the public as well as from the patients of this hospital; but in general it is showing a downward trend. The statement of accounts are given in Appendices 21 and 22 attached.

The following articles were supplied from the Fund to the Poor and deserving patients either free or against part payment :—

Name of articles	No. supplied
Taylor's Thomas' Brace	25
High sacral Belts	21
Corset, Abdominal belts	3
Orthopaedic Appliances	25
Splints, fingers Tracings etc.	5
Splints Prosthesis	15
Orthopaedic Boots	16
Adjustable Crutches	10
Ordinary Crutches	54
Smith Peter Son Nails	16
Thomas' Head	1
Femer Nail	1
Tracheotomy tubes	2
Spectacles single	19
Spectacles Bifocal	46

Donations to the extent of Rs. 29,339.16 were received and acknowledged. In addition Rs. 5,011.92 and Rs. 2,973.29 were collected from the Poor Boxes kept in the wards and outdoor Department for their contributions in cash and kind. A special mention of the names of the persons and firms who have donated Rs. 500 and above during the year is made in appendix No. 7.

Thanks are due to the authorities of Nowrosjee Wadia Maternity hospital and Jerbai Wadia Hospital for children for continuation of facilities given to the students of Seth G. S. Medical College for clinical instructions in Obstetric and disease of children respectively.

Thanks are also due to the members of the Honorary, Professorial and other teaching staff for their co-operation and willing help in medical relief, education and research activities at these institutions.

S. V. JOGLEKAR, II
Dean

K. E. M. Hospital & Seth G. S. Medical College.

INDEX OF APPENDICES

Appendix No.	Particulars.	Page No.
KING EDWARD VII MEMORIAL HOSPITAL.		
1	Distribution of beds according to classification of Departments
2	Statement showing particulars of indoor and outdoor patients treated during the year 1958 and 1957, number of operations done, during etc.
3	Statement showing the relative cost per in patient and out-patient per day during the year 1958-59 and previous two years
4	Statement showing the details of cost per inpatient for the year 1958-59 and previous two years
5	Statement showing the average cost of each new out-patient admission for the year 1958-59 and previous two years
6	Statement showing the children from the Municipal Primary Schools treated during 1958-59 and 1957-58 at the School Clinic
7	Statement showing the names of Donors who have donated Rs.500 and above to the Poor Box Charity fund of the Hospital for the year 1958-59
9	Senior Staff of the K. E. M. Hospital and Seth G. S. Medical College for the year 1958-59
10	A statement showing the inpatients treated in the K. E. M. Hospital during the year 1958 with classification according to departments, sex, age, discharge and deaths.	...
11	A statement showing the out-patients (New, Old and Casualty) treated in the K.E.M. Hospital during the year 1958 with Classification according to departments, sex and age.
21	A statement of accounts of the K. E. M. Hospital Poor Box Charity fund for the year 1958-59
22	Balance Sheet of the Poor Box Charity fund of the K. E. M. Hospital as on 31st March 1959
SETH GORDHANDAS SUNDERDAS MEDICAL COLLEGE		
26	Statistical Information
27	Particulars regarding students
28	Annual cost and Revenue

APPENDIX NO. I

Distribution of beds in the K. E. M. Hospital according to the classification of departments.

Department	Men	Women	Children	Total
Medical, adults	120	42	---	162
Medical, Paediatric	---	---	36	36
Neurological	14	2	2	18
Psychiatric	10	2	2	14
Surgical	108	26	26	160
Orthopaedic	40	12	12	64
Neurosurgical	26	2	2	30
Ear, Nose and Throat	12	2	8	22
Gynaecological	---	50	---	50
Ophthalmic	20	12	---	32
Skin and Venereal	18	4	2	24
Tetanus	5	3	2	10
Isolation	2	1	---	3
Casualty	5	---	---	5
Total	380	158	92	630

APPENDIX No. 2

Statement showing the particulars of indoor and outdoor patients treated during the year 1958 and 1957, number of operations done etc., at the K. E. M. Hospital

Particulars	1958	1957
(a) In-patients:—		
(1) Scheduled strength of beds	630	550
(2) Daily average number of inpatients	796	736.5
(3) Total number of new inpatients admitted	29,599	27,208
(4) Average number of days each patient was resident	9.79	9.9
(b) Out-patients:—		
(1) Total number of new patients	2,11,380	2,07,956
(2) Daily average number of new outpatients	804.00	796.20
(3) Total number of outpatient attendance (including casualty cases)	7,12,683	7,01,891
(4) Daily average number of outpatients attendance	2,464	2,421
(5) Number of casualty patients	52,761	50,106
(c) Operations:—		
(1) Total number of operations on inpatients	13,577	9,497
(2) Total number of operations on outpatients	41,167	31,480

APPENDIX No. 3

Statement showing the relative cost per inpatient and outpatient per day during the year 1958-59 and previous two years at the K. E. M. Hospital

Particulars	1958-59		1957-58		1956-57	
	Rs.	nP.	Rs.	nP.	Rs.	nP.
(a) Average cost per inpatient per day	9.49		9.70		8.06	
(b) Average cost per inpatient admission	94.97		94.84		96.59	
(c) Average cost per outpatient attendance	1.04		0.92		1.19	
(d) Average cost per outpatient admission	3.50		3.04		3.12	

APPENDIX No. 4

Statements showing the details of cost per inpatient for the year 1958-59 and previous two years at the K. E. M. Hospital

Year	Diets	Drugs Dressings etc.	Stores and Linen	Heating and Lighting	Miscellaneous	Establishment	Repairs buildings and Engineering	Total
	Rs. nP.	Rs. nP.	Rs. nP.	Rs. nP.	Rs. nP.	Rs. nP.	Rs. nP.	Rs. nP.
1958-59	1.11	2.08	0.84	0.27	0.44	4.40	0.35	9.49
1957-58	1.06	1.28	0.78	0.25	1.16	4.73	0.44	9.70
1956-57	0.98	1.09	0.58	0.22	0.43	4.52	0.24	8.06

APPENDIX No. 5

Statement showing the average cost of each new outpatients admission for the year 1958-59 and previous years at the K. E. M. Hospital

Year	Drugs Dressings etc.	Stores and Linen	Heating and lighting	Miscellaneous	Establishment	Repairs to Buildings and Engineering	Total
	Rs. nP.	Rs. nP.	Rs. nP.	Rs. nP.	Rs. nP.	Rs. nP.	Rs. nP.
1958-59	1.23	0.27	0.03	0.09	1.83	0.05	3.50
1957-58	1.10	0.20	0.02	0.05	1.63	0.04	3.04
1956-57	1.10	0.20	0.03	0.07	1.68	0.04	3.12

APPENDIX No. 6

Statement showing the Children from the Municipal Primary Schools treated during the year 1958-59 and 1957-58 at the School Clinic at the K. E. M. Hospital

Sections	1958-59			Referred cases	1957-58			Referred cases
	New cases	Old cases	Total		New cases	Old cases	Total	
Aural	1,020	5,004	6,024	383	747	5,793	6,540	393
Medical	734	4,715	5,449	159	573	5,696	6,269	268
Ophthalmic	682	4,250	4,932	230	455	3,146	3,601	186
Dental	279	2,594	2,870	646	496	2,654	3,150	401
Skin	89	1,184	1,273	147	245	2,676	2,921	165
Total	2,801	17,747	20,548	1,565	2,516	19,965	22,481	1,413

APPENDIX No. 7

For 1958-59

List of donors who have donated Rs. 500 or more, during the year in cash or in kind.

- (1) Messrs. Imperial Tobacco Company of India Ltd.
- (2) Messrs. Imperial Sewing Machine Co.
- (3) Messrs. British India Steam Navigation Co. Ltd.
- (4) Messrs. Bombay Coal Allocation Committee.
- (5) Messrs. Associated Cement Companies Ltd.
- (6) Messrs. Burmah-Shell Oil Storage & Distributing Co. of India.
- (7) Messrs. Scindia Steam Navigation Co. Ltd.
- (8) Messrs. Standard Vacuum Oil Company.
- (9) Shri Ramlal Chhabildas Master (Deceased) through State Bank of India—Rs. 7,339.30 nP.

APPENDIX No. 9

Senior staff of the K. E. M. Hospital and Seth G. S. Medical College for 1958-59

Dean.

Dr. S. G. Vengsarkar, M.D., F.C.P.S., held the post of the Dean during the year 1958-59 except during his leave period from 27th September 1958 to 3rd February 1959. Retired from 4th February 1959.

Dr. M. J. Shah, M.R.C.P., D.T.M.&H., Honorary Physician was requested to look after the duties of the Dean during the period from 27th September 1958 to 31st December 1958.

Dr. S. V. Joglekar, M.S., F.C.P.S., was appointed as Dean from 1st January 1959.

Professor of Anatomy.

Dr. G. M. Kurulkar, M.B.B.S., Professor of Anatomy (temporary) retired due to superannuation from 13th July 1953. He was allowed to continue after superannuation from 13th July 1953 to 12th July 1958.

Dr. K. D. Desai, M.B.B.S., B.Sc. (Med.), M.Sc. (Med.), Assistant Professor of Anatomy was promoted as Professor of Anatomy from 14th July 1958.

Assistant Professor of Anatomy

Dr. K. D. Desai, M.B.B.S., B.Sc. (Med.), M.Sc. (Med.) was promoted as Professor of Anatomy from 14th July 1958.

Professor of Physiology:

Dr. K. C. Batliwalla, M.B.B.S., PH.D.

Assistant Professor of Physiology

Dr. A. C. Duarte Monteiro, M.Sc., M.B.B.S.

Assistant Professor of Biochemistry

Dr. R. G. Chitre, M.Sc., PH.D., F.R.I.C.

Professor of Pharmacology

Dr. U. K. Sheth, M.D., F.C.P.S., on leave from 25th August 1958 to 10th October 1958.

Assistant Professor of Pharmacology and Materia Medica

Dr. R. S. Satoskar, M.B.B.S., B.Sc. (Med.), M.Sc. (Med.) Ag. Assistant Professor of Pharmacology from 2nd January 1959.

Professor of Pathology and Bacteriology:

Dr. N. M. Purandare, M.D.

Assistant Professor of Pathology and Bacteriology:

Dr. C. K. Deshpande, M.D.

Dr. A. N. D. Nanavati, M.D., resigned from 5th November 1958.

Dr. (Smt.) Suman M. Sant, M.D., from 5th November 1958.

Professor of Medicine.

Dr. P. Raghavan, M.D., promoted as Acting Director of Medicine from 25th September 1958.

Assistant Clinical Pathologist (Medicine)

Dr. (Smt.) S. G. Kinare, M.D., appointed from 16th April 1958.

Director and Professor of Surgery:

Dr. P. K. Sen, M.B., M.S., F.A.C.S., F.I.C.S., was appointed from 6th July 1957.

Honorary Physicians and Lecturers in Medicine.

Dr. M. J. Shah, M.B.B.S., M.R.C.P., D.T.M.&H.

Dr. J. C. Patel, M.D., M.R.C.P., PH.D., B.Sc.

Dr. E. R. DeMello, M.D.

Dr. J. K. Mehta, M.D., M.R.C.P., F.C.P.S.

Dr. E. P. Bharucha, M.D. (Bom.), M.D., (Lond.), on L. W. A. from 27th August 1958 to 6th December 1958.

Dr. K. K. Datey, B.A., M.D., M.R.C.P. (Lond.), D.T.M.&H., B. C., D.C.H., F.C.P.S., F.C.C.P., D.D.T.M. & H. M.R.C.P.E.

Honorary Paediatric Physicians and Lecturers in Paediatrics.

Dr. (Smt.) P. E. Bharucha, M.D., (Lond.), D.C.H. (Lond.) appointed from 5th August 1958.
Dr. M. P. Bhagat, M.D., (Bom.) M.R.C.P. (Lond.) appointed from 10th November 1958.

Honorary Assistant Physicians and Lecturers in Medicine.

Dr. A. F. Golwalla, M.D., F.C.P.S. on L. W. A. from 16th June 1958 to 1st October 1958.
Dr. J. M. Mehta, M.R.C.P.
Dr. M. D. Motashaw, M.D., on L. W. A. from 5th June 1958 to 31st October 1958.
Dr. S. D. Store, M.D., M.R.C.P.E., F.C.P.S.
Dr. S. L. Balse, M.D., M.R.C.P., D.C.H., D.T.M.&H
Dr. I. J. Pinto, M.D., M.R.C.P. (Lond.) M.R.C.P.E.
Dr. F. E. Udawadia, M.D., M.R.C.P., F.C.P.S., Ag from 23rd September 1958 to 31st October 1958.

Honorary Assistant Paediatric Physician and Lecturer in Paediatrics.

Dr. (Smt.) Seeta Sinclair, M.B.B.S., Master of Medical Science in Paediatrics (U. S. A) Diploma of American Board of Paediatrics Appointed from 5th August 1958.

Honorary Assistant Neurophysician (Temporary)

Dr. A. D. Desai, M.R.C.P. (Edin.) Appointed from 29th December 1958.

Honorary Surgeons and Lecturers in Surgery.

Dr. K. G. Munsif, F.R.C.S. Retired from 15th September 1958.
Dr. R. H. Karmarkar, F.R.C.S.
Dr. M. M. Pandya, F.R.C.S.
Dr. A. E. DeSa, F.R.C.S.
Dr. C. S. Worah, M.S.
Dr. G. D. Adhia, F.R.C.S., F.C.P.S. (appointed as Honorary Surgeon from 15th September 1958),

Honorary Assistant Surgeons and Lecturers in Surgery.

Dr. V. P. Mehta, M.D., M.S., F.C.P.S., on sick leave from 30th July 1958 to 29th July 1959.
Dr. G. D. Adhia, F.R.C.S., F.C.P.S. Promoted as Honorary Surgeon from 15th September 1958.
Dr. V. S. Sheth, F.R.C.S.
Dr. C. J. T. Pinto, M.S., F.R.C.S.
Dr. M. L. Vaze, M.S., F.R.C.S.
Dr. D. K. Karanjawalla, M.S., F.R.C.S. on L. W. A. from 14th March 1958 to 12th July 1958.
Dr. S. D. Deodhar, M.S. Acting from 21st March 1958 to 1st June 1958 again from 2nd January 1959.

Honorary Orthopaedic Surgeons.

Dr. A. K. Talwalkar, F.R.C.S., M.Ch.O. (L'pool) on L. W. A. from 29th April 1958 to 21st June 1958.
Dr. K. T. Dholakia, M.S., F.R.C.S., M.Ch.O. (L'pool).

Honorary Assistant Orthopaedic Surgeons.

Dr. (Smt.) S. D. Bharucha F.R.C.S.E., F.R.C.S. (Lond.) M.Ch.O. (L'pool) appointed from 8th May 1958.
Dr. R. M. Bhasali, M.S., F.R.C.S., M.Ch.O. (L'pool) appointed from 19th August 1958.

Honorary Aural Surgeon and Lecturer in E. N. T.

Dr. J. V. DeSa M.S., D.L.O. (Lond.).

Honorary Assistant Aural Surgeons.

Dr. S. R. Rege, M.S., D.L.O., F.C.P.S.
Dr. P. P. Karnik, M.S.

Honorary Gynaecologists and Lecturers in Gynaecology and Obstetrics.

Dr. B. N. Purandare, M.D., F.R.C.S.E., F.C.P.S.
Dr. V. N. Purandare, M.D., F.R.C.S.

Honorary Assistant Gynaecologists and Obstetricians.

Dr. E. J. Sequeira, M.D., F.C.P.S.
Dr. (Smt.) G. N. Patwardhan, M.D. appointed from 14th November 1958.
Dr. (Smt.) N. D. Motashaw, M.D., F.R.C.S., appointed from 10th November 1958.
Dr. M. R. Narvekar, M.D., appointed from 12th November 1958.

Honorary Ophthalmic Surgeons and Lecturers in Ophthalmology

Dr. S. N. Cooper, M.B.B.S., D.O., D.O.M.S. on L. W. A. from 18th August 1958 to 20th October 1958 retired from 10th December 1958.
Dr. D. G. Mody, M.B.B.S., D.O., D.O.M.S.

Honorary Assistant Ophthalmic Surgeons

Dr. B. T. Maskati, M.S., D.O.M.S. Appointed from 8th July 1958.

Honorary Radiologists and Lecturers in Radiology and Electro-therapy

Dr. Z. J. Joseph, M.D., D.M.R.E. on L. W. A. from 1st March 1958 to 18th December 1958. Retired from 19th December 1958.

Dr. L. H. Athle, M.B.B.S., D.M.R., M.A.C.S.

Dr. M. M. Mehta, M.B.B.S., D.M.R.E. Ag. Honorary Radiologist from 23rd December 1958.

Honorary Assistant Radiologist.

Dr. M. M. Mehta, M.B.B.S., D.M.R.E. Promoted as Ag. Honorary Radiologist from 23rd December 1958.

Dr. M. S. Warwadekar, M.B.B.S., D.M.R.E.

Honorary Assistant Neurologist (Temporary).

Dr. V. P. Mondkar, M.D. Appointed from 11th July 1958.

Honorary Anaesthetists and Lecturers in Anaesthesia.

Dr. B. N. Sircar, M.B.B.S., D.A., F.F.A.R.C.S.

Dr. G. S. Ambardekar, M.B.B.S., D.A., F.F.A.R.C.S.

Honorary Assistant Anaesthetist.

Dr. Y. G. Bhoiraj, M.B.B.S., D.A., F.F.A.R.C.S.

Honorary Dental Surgeon and Lecturer in Dentistry.

Dr. N. H. Moghe L.D.Sc.

Honorary Assistant Dental Surgeons.

Dr. I. L. N. Lopes, B.D.S. On study leave from one year from 16th May 1958.

Dr. G. M. Vachharajani, B.D.S. Appointed from 2nd June 1958.

Honorary Dermatologist and Venereologist and Lecturer in Dermatology and Ven.

Dr. S. C. Desai, M.D., D.V.D.

Honorary Assistant Dermatologist and Venereologists.

Dr. James Fernandes, M.B.B.S., D.V.D., F.C.P.S., D.T.M.&H.

Dr. N. W. Dhurandhar, M.B.B.S., D.V.D., D.T.M.&H., F.A.C.A. appointed from 27th April 1958 continued upto 26th September 1958.

Honorary Psychiatrist and Lecturer in Psychiatry.

Dr. N. S. Vahia, M.D.

Honorary Assistant Psychiatrist.

Dr. V. N. Bagadia, M.D., D.P.M.

Honorary Lecturer in Hygiene and Preventive Medicine.

Dr. G. N. Kowshik, M.B.B.S., B.Hy., D.P.H.

Honorary Lecturer in Medical Jurisprudence and Toxicology.

Dr. V. Y. Jadhav, M.B.B.S.

Honorary Director Occupational Therapy Centre and School.

Smt. Kamala V. Nimbkar, B.A., F.T.C., O.T.R. Honorary Adviser.

Smt. Mira M. Shahani B.A., (Hons.) O.T.D. Assistant Director.

Physiotherapy Centre and School.

Shri Manik T. Shahani, D.P.T., Assistant Physiotherapist.

Shri A. V. Mazumdar, B.Sc., D.P.T., Assistant Physiotherapist.

APPENDIX No. 10.

A statement showing the inpatients treated in the K. E. M. Hospital during the year 1958 with the classification according to department Sex, Age Discharge and Deaths:—

Department.	Sex.	In the Hosp. on the mid-night of Dec. 31, 1957.	Admitted during the year 1958	Total.	Discharged during the year 1958	Died during the year 1958	In the hospital by the midnight of Dec. 31, 1958.
Medical	Men	156	5,939	6,095	5,354	560	181
	Women	68	2,344	2,412	2,046	276	90
	M. C.	35	1,628	1,663	1,319	337	7
	F. C.	26	1,155	1,181	917	262	2
Surgical	Men	116	6,223	6,339	5,950	249	140
	Female	50	1,840	1,890	1,703	139	48
	M. C.	9	727	736	691	33	12
	F. C.	1	407	408	368	29	11
Ophthalmic	Men	22	564	586	567	..	19
	Female	12	307	319	307	..	12
	M. C.	1	47	48	45	..	3
	F. C.	1	30	31	29	1	1
Gynaecology	Female	24	1,137	1,161	1,122	6	33
	F. C.	..	4	4	4
Skin and Venereal	Men	20	197	217	192	7	18
	Women	4	57	61	55	..	6
	M. C.	1	22	23	22	1	..
	F. C.	..	17	17	16	1	..
Aural	Men	10	806	816	797	7	12
	Women	3	533	536	429	1	6
	M. C.	6	413	419	418	..	1
	F. C.	..	377	377	375	2	..
Orthopaedic	Men	81	1,619	1,700	1,577	34	89
	Women	37	629	666	627	6	33
	M. C.	12	327	339	309	7	23
	F. C.	6	149	155	143	4	8
Psychiatric	Men	11	149	160	152	1	7
	Women	6	83	89	83	1	5
	M. C.	..	6	6	6
	F. C.	..	1	1	1
Neurosurgery	Men	4	62	66	41	15	10
	Women	2	29	31	20	7	4
	M. C.	1	20	21	17	2	2
	F. C.	2	8	10	4	4	2
Neurology	Men	15	271	286	263	10	13
	Women	10	92	102	100	2	..
	M. C.	3	29	32	30	1	1
	F. C.	3	18	21	21
Paediatric	Men	..	22	22	17	..	5
	Women	..	13	13	11	..	2
	M. C.	..	766	766	614	115	37
	F. C.	..	532	532	410	99	23
Total	Men	435	15,852	16,287	14,910	883	494
	Women	216	7,064	7,280	6,603	438	239
	M. C.	68	3,985	4,053	3,471	496	86
	F. C.	39	2,698	2,737	2,288	402	47
Grand Total	..	758	29,599	30,357	27,272	2,219	866

APPENDIX No. 11.

Statement showing the outpatients (new, Old, casualty) treated in the K. E. M. Hospital during the year 1958 with classification according to department sex and age:

Department.	Sex.	O. P. D. New cases.	O. P. D. Old cases.	Total Attendance.	Casualty cases.
Medical	Male	35,200	60,387	95,587	2,326
	Female	16,253	37,907	54,160	289
	M. C.	6,373	11,416	17,789	288
	F. C.	4,592	9,152	13,749	151
Surgical	Male	38,062	90,893	1,28,955	23,176
	Female	10,751	41,702	52,453	5,404
	M. C.	8,613	16,912	25,525	7,508
	F. C.	3,685	10,929	14,614	2,859
Ophthalmic	Male	10,210	19,901	30,111	2,163
	Female	3,669	11,585	15,254	137
	M. C.	898	3,631	4,529	162
	F. C.	660	2,731	3,391	35
Gynecology	Female	6,709	28,406	35,115	14
	F. C.	24	1	25	2
Dental	Male	7,374	8,127	15,501	30
	Female	3,855	4,403	8,258	13
	M. C.	658	1,924	2,382	9
	F. C.	542	1,347	1,889	8
Skin and Ven.	Men	12,055	23,876	35,931	132
	Female	3,426	11,664	15,090	11
	M. C.	2,085	5,559	7,644	19
	F. C.	1,501	4,185	5,686	6
Aural	Male	7,201	14,858	22,059	423
	Female	3,683	9,745	13,428	112
	M. C.	2,318	4,116	6,434	381
	F. C.	1,793	3,272	5,065	279
Orthopaedic	Male	8,390	22,801	31,191	4,270
	Female	2,818	9,426	12,244	874
	M. C.	1,750	3,446	5,196	1,149
	F. C.	882	2,505	3,387	504
Psychiatric	Male	1,080	8,680	9,760	4
	Female	573	4,104	4,677	...
	M. C.	110	1,040	1,150	1
	F. C.	47	621	668	...
Neurosurgery	Male	12	67	79	...
	Female	9	42	51	...
	M. C.	5	11	16	...
	F. C.	...	15	15	...
Neurology	Male	499	2,536	3,035	...
	Female	241	1,551	1,792	...
	M. C.	89	542	631	...
	F. C.	49	444	493	...
Rehabilitation Centre	Male	29	39	68	...
	Female	16	22	38	...
	M. C.	4	7	11	...
	F. C.	6	6	12	...
Paediatric	Male	72	473	545	...
	Female	34	399	433	1
	M. C.	1,387	2,261	3,648	15
	F. C.	1,088	1,831	2,919	6
Total		2,11,380	5,01,303	7,12,683	52,761

APPENDIX No. 21.

Statement of Accounts K. E. M. Hospital, Poor Box Charity Fund for the year 1958-59.

Receipts.	Amount	Disbursements.	Amount.
	Rs. nP.		Rs. nP.
To Balance in hand on 31st March 1958	2,869.40	By supply of costly medicines, injections, etc. to poor patients	40,811.86
To Balance with the Central Bank of India Ltd. on 31st March 1958	32,891.52	By blood transfusion charges and cost of plasma	25,706.00
To Balance with C.A., Bombay Municipal Corporation as on 31st March 1958	109.70	By travelling expenses to patients	642.78
To Collection from ward boxes	5,011.92	By Spectacles to patients	777.00
To Collection from Out-patient Deptt. boxes	2,973.29	By appliance such as crutches, artificial limbs, hernia belts, etc.	6,298.37
To Donations	29,339.16	By Dead Stock	4,317.45
To Miscellaneous receipts	1,411.34	By Miscellaneous expenses	3,207.87
To Sale of Pharmacopoea	1,695.19	By Printing and Stationery	1,004.54
To Contributions from patients towards cost of costly medicines, injections, artificial limbs, etc.	11,855.89	By Establishment Charges	1,416.13
To Gift shop-Sale proceeds	14,915.38	By Gift shop-purchase of articles	21,086.99
To Payment of spectacles supplied	168.50	By Payment out of deposit Account	19,746.51
Interest :		By investment in 4 1/4 per cent Bombay Municipal Corporation Deb. of the Face Value of Rs. 30,000	29,775.00
<i>Poor Box Account :</i>		By investment by C. A., Bombay Municipal Corporation in 3 per cent conversion loan, 4 per cent loan (1960-70) 3 per cent and 3 1/4 per cent Bombay Municipal Debentures of the Face Value of Rs. 10,700	10,651.57
Interest on current account Rs. 61.41		By Cash in hand on 31st March 1959	2,918.74
Interest on Securities 1957-58 Rs. 4,951.85		By Cash in hand with Central Bank of India Ltd. on 31st March 1959	9,523.62
Interest on Securities 1958-59 Rs. 3,103.57		By Cash with C. A., Bombay Municipal Corporation as on 31st March 1959	94.25
<i>Convalescent Home Fund Account :</i>			
Interest on Securities for 1958-59 Rs. 10,287.04	18,367.87		
To Contribution by patients and their relatives towards blood transfusions and supply of plasma	29,337.50		
To Collection on Account of medical Certificates	5,618.50		
To Reverts on account of deposits, such as patients money, moiety, etc.	21,413.52		
Total	1,77,978.68	Total	1,77,978.68

APPENDIX No. 22.

Balance Sheet of the Poor Box Charity Fund as on 31st March 1959.

Liabilities.		Amount	Amount	Assets.		Amount	Amount
		Rs.	nP.			Rs.	nP.
31st March 1958.		31st March 1959.	
Fund Account balance on 31st March 1958	...	4,39,920.98	...	Cash in hand	...	2,918.74	...
Total amount of interest on investments as per C.A.'s adjustment	...	10,287.04	...	Balance with the Central Bank of India Ltd.	...	9,523.62	...
Add:				Balance with C. A. Bombay Municipal Corporation	...	94.25	...
Excess receipts over expenditure	...	5,081.80	...	Investment (at cost)—			
Deposit Account	4,55,289.82	(1) 4 per cent loan (1960-70) of the face value of	14,600	15,774.25	...
Patents money	...	301.72	...	(2) 4 per cent B.P.T. Debentures (1968) of the face value of	3,000	3,333.75	...
Moiety Amount of Resident medical officers	...	1,004.00	...	(3) 4 per cent. B. P. T. Debenture (1969) of the face value of	500	555.62	...
Miscellaneous Deposit	...	102.50	...	(4) 4 per cent. B.P. T. Debenture (1973) of the face value of	500	555.62	...
			1,408.22	(5) 4 per cent. B. I. T. Debentures (1962) of the face value of	500	465.00	...
				(6) 4 per cent. B. I. T. Debentures (1965) of the face value of	1,000	930.00	...
				(7) 4 per cent. B. I. T. Debentures (1972) of the face value of	10,000	9,300.00	...
				(8) 4 per cent. B. I. T. Debentures (1973) of the face value of	1,000	930.00	...
				(9) 4 per cent B.I. T. Debenture (1974) of the face value of	500	510.00	...
				(10) 5 per cent. B.M. Debentures (1954-59) of the face value of	7,000	6,216.25	...
				(11) 4 per cent. B. I. T. Debentures (original) B.I.T. Debentures	500	510.00	...
				(12) 4 per cent. B. I. T. Debentures (1962) of the face value of	2,000	2,040.00	...
				(13) 4 per cent. B. I. T. Debentures (1967) of the face value of	6,500	6,862.50	...
				(14) 4 per cent. B. I. T. Debentures (1965) of the face value of	1,500	1,530.00	...
				(15) 4 per cent. B.M. Debentures (1968) of the face value of	500	510.00	...
				(16) 3 per cent. B.M. Debentures of the face value of	70,900	70,898.69	...
				(17) 3½ per cent. B. M. Debentures of the face value of	2,200	2,200.00	...
				(18) 3½ per cent. B. M. Debentures of 1959	10,500	10,425.00	...
				(19) 3½ per cent Treasury Savings Certificates	15,000	15,000.00	...
				(20) 3½ per cent. Bombay Municipal Loan 1965	43,000	39,506.25	...
				(21) 3½ per cent. Bombay Municipal Loan (1977)	41,000	35,491.25	...
				(22) 3½ per cent. Bombay Municipal Loan (1979)	10,500	9,148.12	...
				(23) 3½ per cent. Bombay Municipal Debentures	600	600.00	...
				(24) 4 per cent. B. M. Corpn. Debentures (1963)	40,000	39,850.00	...
				(25) 4 per cent Bombay Municipal Debentures (1964)	39,600	39,562.50	...
				(26) 4 per cent. Bombay Municipal Debentures (1967)	10,000	9,950.00	...
				(27) 4 per cent. Bombay Municipal Debentures (1970)	19,500	19,536.56	...
				(28) 4 per cent. Bombay Municipal Debentures (1968)	20,000	19,900.00	...
				(29) 3 per cent. Conversion Loan (1946) of the face value of	4,500	4,500.94	...
				(30) 3½ per cent Bombay Municipal Debentures of the face value of	1,700	1,700.00	...
				(31) 4 per cent. Bombay Municipal Debentures of the face value of	700	696.50	...
				(32) 4½ per cent. Bombay Municipal Debentures (1969) of the face value of	45,000	44,437.50	...
				(33) 4 per cent. Bombay Municipal Debentures (1970) of the face value of	30,000	29,775.00	...
					4,54,300	4,43,201.36	...
				Advance interest paid for purchase of securities to be adjusted	...	60.13	...
				Sundry advances	...	900.00	...
				Total	...	4,56,698.04	...

APPENDIX No. 26

STATISTICAL INFORMATION.

Average age of students		Year 1958-59	Year 1957-58
(i) at the time of admission	..	18.76	18.15
(ii) at the time of Matriculation	..	16.54	16.11
Marital state at the time of admission—			
Married	..	1	1
Betrothed
Single	..	83	84
Occupations of parents or guardians—			
Service	..	26	33
Business	..	26	18
Medical Profession	..	7	16
Legal Profession	4
Pension	..	2	2
Miscellaneous occupations	..	17	12

APPENDIX No. 27

Particulars regarding Students.

Number of students in the different classes—			
Class	Male students	Female students	Total
1st M.B.B.S., 1st Year	46	38	84
1st M.B.B.S., 2nd Year	35	8	43
2nd M.B.B.S., 3rd Year
2nd M.B.B.S., 4th Year
3rd M.B.B.S., 5th Year
Total number of students	287	136	423
Post-graduate students including research students	159	48	207
Total	446	184	630

Candidates of the Condensed M.B.B.S. course which are included in the above figures.

Class	Male students	Female students	Total
1st M.B.B.S.	4	..	4
2nd M.B.B.S.
3rd M.B.B.S.	3	1	4
Total	7	1	8

Results of various Examinations.

Under-graduate examinations.

Class	Year	Candidates sent up	No. of candidates who passed the whole examination
1st M.B.B.S.	April 1958	39	29
	Oct. 1958	85	56
2nd M.B.B.S.	April 1958	67	48
	October 1958	43	29
3rd M.B.B.S.	April 1958	109	55
	October 1958	107	52

Post-graduate Examinations.

						Candidates sent up	No. of candidates who passed the whole examination
M.D. (Medicine)	April 1958	21	3
	October 1958	21	4
M.D. (Pathology)	April 1958	3	1
	October 1958	1	0
M.D. (Obstetrics)	April 1958	11	2
	October 1958	14	6
M.D. (Pharmacology)	April 1958	2	1
	October 1958	1	1
M.D. (Pediatrics)	April 1958	3	2
	October 1958
M.S. (General Surgery)	April 1958	20	1
	October 1958	29	6
M.S. (ENT)	April 1958	5	1
	October 1958	4	2
M.S. (Ophthalmology)	April 1958	2	1
	October 1958	2	1
M.S. (Orthopaedics)	April 1958	1	0
	October 1958	1	1
D.A.	April 1958	2	2
	October 1958	3	3
D.L.O.							
D.M.R.E.							
D.O.							
D.P.H.	April 1958	2	1
	October 1958
D.V.D.	April 1958	1	0
	October 1958
B.Sc. (Medical)	April 1958	3	2
	October 1958	4	2
M.Sc. (Medical)	April 1958
	October 1958
M.Sc. (Biochemistry)	April 1958	6	6
	October 1958
Ph.D. (Biochemistry)	April 1958	3	3
	October 1958
D.A. ((C.P. & S.))	April 1958	1	0
	October 1958
D.G.O.	April 1958	4	3
	October 1958	3	3
D.O.M.S.	April 1958	3	1
	October 1958	2	2
D.P.B.	April 1958
	October 1958
D.D.V.	April 1958	1	0
	October 1958
D.O.R.I.	April 1958	2	0
	October 1958
F.C.P.S.	April 1958	2	2
	Oct. 1958	7	7

APPENDIX No. 28

ANNUAL COST AND REVENUE.

	1958-59	1957-58
	Rs.	Rs.
Total expenditure including expenditure on hostel	7,15,319	6,13,094
Dearness allowance (included in the above figures)	1,34,233	1,05,619
Revenue from Tuition fees, Hostel Rent and Miscellaneous receipts	1,48,698	1,60,428
Revenue from post-graduate fees	14,535	14,795
Gross cost per student	1,691.06	1,301.69
Net cost per student	1,339.53	961.07
Income from Hostels	16,206	20,15
Expenditure on Hostels	41,837	32,969

B. Y. L. N. Ch. Hospital & T. N. M. College.

Dr. L. Monteiro, M.D., held the post of Dean and Superintendent of these institutions during the year except from 16th May 1958 to 31st May 1958 when he was on leave. During that period, Dr. D. D. Bamji, M.D., F.C.P.S., Honorary Physician and Lecturer in Medicine and Dr. T. H. Rindani, M.D., Professor of Physiology, were asked to look after the duties of the Dean from 16th May 1958 to 21st May 1958 and from 22nd May 1958 to 31st May 1958 respectively and Dr. V. B. X. Almeida, M.B.B.S., Assistant Medical Officer, was asked to look after the duties of the Superintendent, in addition to their own duties.

Professorial Staff.

Dr. E. J. DeSouza, M.S., was confirmed as Professor of Anatomy with effect from 27th September 1958.

Professor F. A. E. Crew, M.D., F.R.S., Emeritus Professor of Social and Preventive Medicine, Edinburgh University has joined as W. H. O. Visiting Professor of Preventive and Social Medicine from 2nd March 1959 in fulfilment of the first assignment of four months.

Dr. M. S. Kekre, M.B.B.S., M.Sc. (Medical), Dr. P. M. Chaphekar, M.D., and Dr. M. B. Kher, M.B.B.S., M.Sc. (Medical) were confirmed in the posts of Assistant Professor of Pharmacology and Materia Medica, Assistant Professor of Pathology and Bacteriology and Assistant Professor of Anatomy with effect from 23rd September 1958, 12th November 1958 and 18th December 1958, respectively.

Foreign Experience and Awards.

Dr. T. P. Bharadwaj, M.D., Assistant Professor of Pathology & Bacteriology, who was on study leave since 27th March 1958 continued to be on leave during the year. He obtained Ph.D. degree during the year.

Dr. Shantilal C. Sheth, M.R.C.P., D.C.H., F.C.P.S. Honorary Paediatrician, B. Y. L. Nair Charitable Hospital and Lecturer in Paediatrics, Topiwala National Medical College, who was abroad on a W. H. O. Fellowship, resumed duties on 5th May 1958.

Dr. S. N. Garde, M.D., M.R.C.O.G., Honorary Gynaecologist and Obstetrician, B. Y. L. Nair Charitable Hospital and Lecturer in Gynaecology and Obstetrics, Topiwala National Medical College was awarded the fellowship of the Royal College of Obstetricians & Gynaecologists.

Dr. P. A. Dikshit, M.B.B.S., D.O.M.S., M.S. (Ophth) Refractionist, was granted leave for one year with effect from 28th January 1959 to proceed abroad for further studies in Ophthalmology.

Dr. B. D. Punekar, M.Sc., Lecturer in Physiology, obtained Ph.D. during the year.

Dr. V. G. Daftary, M.S., who proceeded abroad on leave as Honorary Assistant Surgeon, B. Y. L. Nair Charitable Hospital and Assistant Lecturer in Surgery, Topiwala National Medical College, for further studies and experience in Neuro-surgery continued to be on leave during the year.

Dr. F. P. Antia, B.Sc., M.D., M.R.C.P., M.S., Honorary Assistant Physician & Assistant Lecturer in Medicine and Honorary Physician, Department of Gastroenterology, proceeded on leave from 14th May 1958 to observe modern trends in medical sciences, attend the World Congress of Gastro-Enterology and take part in the Symposium of Diseases of the Liver.

Consultant.

Dr. S. Patrao, M.D., F.C.P.S., M.S., who was appointed as Honorary Emeritus Lecturer in Surgery for two years and Honorary Consulting Surgeon from 26th March 1957 continued to hold the appointment during the year.

Advisory Committee.

During the year 1958, the Advisory Committee of the College and Hospital held 1 meeting.

Advisory Medical Board.

The Advisory Medical Board held 6 meetings during the year.

Visitors.

The following is the list of prominent persons who visited the Hospital and College during the year 1958:—

Name of the Visitor.	Date of Visit.
(1) Professor F. A. E. Crew, Emeritus Professor of Social and Preventive Medicine, University of Edinburgh.	26-4-1958
(2) Dr. R. N. Cooper, M.S., F.R.C.S.	12-7-1958
(3) Dr. Nathan S. Kline, M.D., Director of Research, New York State Faculty of Mental Hygiene, Columbia University and Honorary Psychiatrist, Rockland State Hospital.	6-8-1958

Name of the Visitor.	Date of Visit.
(4) Dr. L. C. Brumpt, Professor of Parasitology, Faculty de Medicinne de Paris	30-8-1958
(5) Sir Horace Smirk, K.B.E., F.R.C.P., Professor of Medicine, University of Glaso,- Zealand.	23-10-1958
(6) Sir Harry Platt, Orthopaedic Surgeon and ex-President, Royal College of Surgeons ...	19-11-1958
(6) Dr. J. P. Bockhold, Paediatrician, England	... 3-12-1958
(7) Dr. A. Rivelis, M.D., Institute of Special Surgery, Cornell Medical Centre, New York ...	4-12-1958
(8) Dr. Masao Okuhara, M.D., Department of Radiology, National Hospital, Karazawa, Japan.	6-12-1958
(9) Dr. Victoria Minuicha, W. H. O. Headquarters, Geneva, M. C. H. Section	... 27-12-1958
(10) Dr. P. Robinson, Adviser in M. C. H., W. H. O., New Delhi	... 27-12-1958
(11) Lt. Col. Jon P. Evans, M. C. Asstt. U. S. Army Attache, (Medical), U. S. Embassy, New Delhi.	13-1-1959
(12) Lt. Col. Oscar Felsenfeld, M. C. Walter Reed Army Institute of Reserach, Washington 12, D.C.	13-1-1959
(13) Dr. Eric W. Peet, Dept. of Plastic Surgery, United Oxford Hospital, England	... 15-1-1959
(14) Dr. E. Husfeldt, Thoracic Surgeon, University of Copenhager, Denmark	... 16-1-1959
(15) Shri P. T. Borale, B.A., LL.B., Chairman, Standing Committee, Bombay Municipal Corporation.	26-1-1959
(16) Shri Paul W. Barenberg, T.C.M./India, C/o American Embassy, New Delhi	... 10-2-1959
(17) Shri George W. Schwager, T.C.M./Health Unit, American Embassy, New Delhi	... 10-2-1959
(18) Dr. A. R. Kootz, Johns Hopkins Hospital, Baltimore	... 6-3-1959
(19) Dr. Mary F. Lockett, Chelsea College of Science and Technology, London S.W. 3	... 10-3-1959
(20) Shri S. S. Mirajkar, Mayor of Bombav	... 19-3-1959
(21) Dr. Douglas D. Toffelmier, M.D., United Nations & World Veteran's Federation, Rehabilitation Consultant & Orthopaedic Surgeon, Oakland California, U.S.A.	26-3-1959

Extension of the Hopistal.

The Dr. Bhajekar Municipal Hospital at Khetwadi, which was under the supervision of the Dean, K. E.M. Hospital, has been taken over by the B. Y. L. Nair Charitable Hospital with effect from 1st March 1959.

Distribution of Beds.

The total number of beds in the hospital was 336 and all of them were fully occupied during the year. On many occasions, patients had to be accommodated on the floor for want of beds. Through the year, on an average, 47.92 patients were admitted over the scheduled number of beds. The maximum number of in-patients on a single day was 450.

Appendifix No. 1 shows the distribution of the beds departmentwise.

Number of patients treated during the year.

7. The statistical tables attached to this report record in detail the attendance of patients departmentwise at Out-patient Departments etc., and the number and nature of operations performed during the year.

8. The total number of patients admitted during the year was 17,474 as against 14,735 and 13,650 in 1957 and 1956 respectively. Likewise, the number of out-patients treated during the year under report was 3,02,909 as against 2,87,111 and 2,84,072 in 1957 and 1956 respectively.

9. Out of the total number of 17,862 in-patients (17,474 admitted during the year under report and 388 previous year's balance), 8,398 were cured, 5,240 were relieved, 2,467 either left the hospital against medical advice or were otherwise discharged and 1,334 died leaving a balance of 423 patients at the end of the year.

10. Out of 1,334 deaths, 329 died within the first twenty-four hours of admission, 456 died after twenty-four hours but within three days of admission and the remaining 549 died three days after admission.

11. The highest number of out-patients attendance on any one day during the year was 1,480 as against 1,509 in the previous year. The highest number of new admissions in the Out-patient Department on a single day was 589; likewise, the highest number in a single day of old cases treated was 948 and that of in-patients admitted was 83. The highest number of Casualty (Medica-legal) cases treated on a single day was 89 whereas the highest number of patients admitted through the Casualty Department on a single day was 20.

12. The total expenditure incurred on the maintenance of the Hospital including liabilities at the end of the year amounted to Rs. 15,98,844 as against Rs. 15,67,628 of the last year.

This expenditure included the cost of maintenance and treatment of in-patients, the cost of out-patients' department, the Resident Medical, Nursing and Labour as well as the staff for administration and maintenance of and repairs to buildings, etc.

13. Appendix No. 3 shows the relative cost per in-patient and out-patient per day during the year 1958-59 and previous two years.

14. The details of the cost per in-patient for 1958-59 and previous two years are shown in Appendix No. 4.

15. Appendix No. 5 gives the average cost of every out-patient treated in the Hospital during the year in comparison with that of the previous two years.

The annual cost incurred on patients (in-patients as well as out-patients) under drugs, etc., was exclusive of the cost of expensive drugs, blood transfusions etc., met out of the Nair Hospital Poor Patients' Fund which amounted to Rs. 3,25,572 during the year under report.

Certificates.

16. 10,217 certificates were issued during the year under report as shown below:—

(1) Certificates under Workmen's Compensation Act—

Form 'A' .. 145

Form 'B' .. 232

(2) Medical Opinion Certificate .. 1,240

(3) Certificate of Police Cases (to Police) .. 1,388

(4) Certificate of Police Cases (Private parties) .. 166

(5) Medical Attendant's Certificate and Certificate of Hospital Treatment (Life Insurance Corporation of India) .. 25

(6) Ordinary certificates (Dates of Treatment) .. 6,893

(7) Certificates to Municipal Employees injured on duty .. 228

17. 898 cases of poisoning were treated in the hospital during the year under report.

Nursing Staff.

18. The arrangement of sending two nurses to the Arthur Road Hospital for training in Infectious Diseases was continued during the year.

19. During the year 12 and 22 nurses passed the Junior and Senior Examinations respectively, held by the Bombay Nurses' Midwives' and Health Visitors' Council. 13 Nurses also passed the Midwifery examination conducted by the Council.

20. The cost of the Nursing Establishment worked out to Rs. 150.62 per mensem as against Rs. 150.72 per mensem during the previous year. This included not only the salary, uniform and dhobi allowances, honorarium paid to the medical staff for giving lectures in the nursing school, but also their mess charges, cost of electric energy consumed, repairs to the Nurses' Quarter, and the household linen and crockery.

21. Under the auspices of the Nurses' Welfare Fund (established in 1953), social functions, picnics etc., were arranged during the year under report, for the benefit of the members. The fund was managed by a Committee with the Dean as President. 3 meetings of the Managing Committee and 1 of the General Body were held during the year. The Nurses' Welfare Fund amounted to Rs. 2,519.13 during the year.

Poor Patients' Fund.

22. The fund continued to receive support from the public as well as from the patients of the Hospital (Appendix No. 26).

Donations to the extent of Rs. 10,682.25 were received during the year in addition to Rs. 16,964.02 collected from the boxes kept in the wards and Out-door departments of the Hospital.

Thanks are also due to the donors for their help in cash and kind. Names of those who have donated Rs. 500.00 and above during the year are shown in Appendix No. 7.

Donation of Dietary Articles.

23. During the year under report, the hospital received Non-fat milk powder, cheese, wheat and rice through World Church Council, Salvation Army, Corags, Care, National Catholic Welfare Council and Indian Red Cross. Thanks are due to these agencies for their donations and help to the Hospital.

Blood Bank.

24. During the year under report 1,576 blood transfusions were administered and an amount of Rs. 25,415.00 was paid to professional blood donors.

Department of Preventive and Social Medicine.

25. As the number of patients attending the Department of Preventive and Social Medicine have increased, the out-patient section of the department now works for 4 days in a week instead of two days in a week as in the previous year.

The Medico-Social Worker attached to the Department rendered help to the needy patients from this Hospital who were referred by various departments, as will be seen from the attached table (Appendix 31).

Department of Cardiology (Medical and Surgical)

26. This department which was opened only in 1956, besides rendering medical relief as will be seen from Appendix No. 24, has become very popular with the post-graduates of the Bombay University, attached to the various institutions in the City. Regular discussions where clinical findings are integrated with various types of modern investigations are conducted on Heart Diseases.

The following papers were published by the department:—

(1) Incidence of Hypertension in Chronic Alcoholic Addicts *vis-a-vis* Teetotallers.

(2) Observations on Intramuscular Digitalis.

The following experiments were carried out in Experimental Surgery:—

(1) Bilateral Mammary Artery Ligation.

(2) Extra-corporal Circulation on our Self-designed Heart Lung Machine.

(3) Induced Cardiac Arrest in Dogs.

(4) Experimental Work on Hypothermia for Cardiac Surgery.

Department of Physical Medicine.

27. The Rehabilitation Team under the auspices of the World Health Organisation continued its assistance to the development of Occupational Therapy and Physio-therapy departments of this Hospital. Our thanks are due to this team for actively helping us in establishing these departments at this Hospital, which have proved to be very popular among the patients attending the hospital. It is almost fully equipped, though its expansion is handicapped by paucity of space.

Research Work.

28. The research works out of the donations offered by various Pharmaceutical firms were started during the year and the researches were in progress at the close of the year, as mentioned in the Appendix No. 28.

Patients' Welfare Committee.

29. The Patients' Welfare Committee consisting of staff and students worked actively during the year under report and functions etc., were organised for the benefit of the patients in the Hospital, besides their usual commitments such as handicrafts, supply of medicines etc. Books continued to be issued from the Patient's Library which was started last year.

Clinical Meetings.

30. The Staff Society of the B. Y. L. Nair Charitable Hospital and T. N. M. College held 4 meetings during the year when 3 original papers with experimental studies were read. The Society also held 2 social functions.

Ambulances.

31. The Hospital maintains two ambulances. The service is free to poor patients. During the year under report 645 patients were sent home in the hospital ambulances free of charge. Well to do patients are charged fees at the rate of Rs. 6.00 for the first hour and Rs. 3.00 per subsequent hour or fraction thereof.

The service is usually available between 8-00 A.M. and 5-00 P.M. though Emergency calls are attended to at all hours.

Department of Pharmacy.

A Pharmacy Department has been started at this hospital from May 1957. At the beginning, it was able to prepare about 25 per cent. of the total requirements of Glucose and Glucose Saline. With the increase in the staff (One Compounder and two Laboratory Servants), the department is now manufacturing all the hospital requirement of 5 per cent. Glucose and Glucose Saline. It works in three shifts.

The work carried out in the department can be classified as shown below:—

1. *Hospital Sterilization*.—It comprises of sterilizing the hospital drums, gowns etc., preparing and sterilizing saline sets, L. P. Sets, Bleeding sets etc. The following sterilization work was done during the year under report:—

Small Drums and Bags	...	7,525
Big drums	...	2,255
Blood Bank Boxes	...	443
Saline sets	...	12,048
Bleeding sets	...	1,916
L. P. Sets	...	2,153

2. *Manufacture of injectables*.—The department was manufacturing 28 items which are shown under Appendix No. 35.

3. *Miscellaneous Services*.—These comprise supplying distilled water to College, demineralised water to the operation theatres and College departments to be used for autoclaves, inspecting hospital drugs, collecting of data on penicillin reaction etc.

Complaints.

Ten complaints regarding the untoward reactions in patients on administration of the drugs were attended to and traced as follows:—

- Three complaints due to Calcium Gluconate supplied by the scheduled contractor.
- Three complaints due to Injection 5 per cent. Dextrose supplied by the firm.
- One complaint due to Injection 5 per cent. Dextrose manufactured in the hospital.
- Two complaints due to injection 25 per cent. Dextrose supplied by the scheduled contractor and
- One complaint due to administration of Vitamin C.

Educational Work.—One month's practical training in hospital pharmacy was given to the students sent by the University of Nagpur. These students came in two batches during May and June 1958 and they were rotated through Dispensary and Medical Store for one week each. Also one student from the same University was trained in the Hospital pharmacy in the month of February 1959.

Dispensary.

The following quantities of syrup etc., were prepared in the dispensary during the year under report.

	Lbs.
Syrup Codeine Phosphate	... 956
Syrup Aurantis	... 240
Syrup Tolu	... 40
Syrup Simplex	... 150
Glycerine Pepsin	... 100

51.89 average number of indoor case papers were dispensed during 1958-59 as against 46.47 and 48.47 during 1956-57 and 1957-58 respectively.

783.44 average number of outdoor case papers were dispensed during 1958-59 as against 669.9 and 718.87 during 1956-57 and 1957-58, respectively.

TOPIWALA NATIONAL MEDICAL COLLEGE

Affiliation.

The College has been permanently affiliated to the University of Bombay for teaching the course of studies leading upto M.B., B.S. and B.Sc. (Med.) degree examinations.

Admissions.

During the year under report, 62 students (including 2 backward class students and 24 lady students) were admitted.

Students.

The number of undergraduate students on the College roll at the close of the year was 342 out of which 95 were lady students. The number of post-graduate students was 74 including 8 women students.

Students were sent to the Municipal General Hospital, Sion, for clinical training.

Results of the Examinations.

Results of the various examinations are as under:—

Examination.	Candidates passed.
M.B., B.S. (April 1958)	... 13 New Rules 24 Old Rules
Do. (October 1958)	... 19 New Rules 13 Old Rules
M.D. (April 1958)	... 2
M.D. (October 1958)	... 2
M.S. (October 1958)	... 3
D.A. (April 1958)	... 1
D.A. (October 1958)	... 1

Prizes and Awards.

The following student won University prizes:—

Name of the Student.	Particulars.
Dr. P. M. Dalal	... Dr. C. S. Patel Medal for passing M.D. (General Medicine).

Annual Cost and Revenue.

The total expenditure of the College amounted to Rs. 5,06,910.00 during the year under report as against Rs. 4,01,630.00 during the previous year. The net revenue of the College by way of Tuition Fees Miscellaneous Receipts, etc., amount to Rs. 1,32,970.00 as against Rs. 1,33,329.00 during the preceding year.

Hostel.

The total number of male students residing in the hostel was 62. Arrangements to accommodate the lady students in the Grant Medical College hostel continued during the year.

The total expenditure incurred for the hostel was Rs. 15,820.00 while the income was Rs. 5,292.00.

New Hostel.

The construction work of new hostel building for men students of the College is completed and the building will be occupied from June 1959. This hostel will provide accommodation for 199 students. The cost of the hostel including land is estimated at Rs. 11 lacs.

Lectures and Seminars.

During the year, a series of extension lectures, clinico-pathological conferences, Correlation clinics and clinical meetings were arranged. Departmental meetings were also held by some of the departments, where members of the staff spoke on different subjects.

Preceptorship Scheme.

Since the last academic year, i.e. June 1958, a scheme of preceptorship has been introduced and a batch of five students are placed under a member of the staff in order to guide the students in their educational, social and other activities. Periodical meetings of the preceptors were held to make assessment of the progress made and chalk out further programmes.

Pedagogy Course

A course of lectures in Pedagogy was arranged in cooperation with St. Xavier's Institute of Education during the year for the benefit of the members of the teaching staff and a paper on this subject is under preparation for publication.

Small Savings Scheme

The small savings scheme was introduced during the year and the response from the members of the staff and students has been encouraging. A sum of Rs. 18,600/- was collected towards the Small Savings Scheme including the subscriptions from Dental College during the period from June 1958 to March 1959.

Library

The total number of books added to the library was 656 as against 446 in the preceding year. Out of these, 42 were presented to the library.

The College subscribed for 135 periodicals during the year against 128 during the preceding year. 30 periodicals were donated to the library.

A donation of Rs. 7,000/- was received from the Bombay University Centenary Gifts Committee which enabled the College to buy 183 books for the Post-graduate & Reference Section. Thanks are due to them.

The following departmental libraries continued to exist and specialised books were added to these libraries:—

- (1) Anatomy.
- (2) Physiology & Biochemistry.
- (3) Pharmacology & Pharmacy.
- (4) Pathology & Bacteriology.
- (5) Cardiology.
- (6) Radiology.
- (7) Physical Medicine.
- (8) Preventive & Social Medicine.

The number of books and periodicals issued on the premises to the under-graduates and post-graduate students and the teaching staff of the Hospital and College was 15,457 as against 18,552 in the previous year. 1636 books and periodicals were issued on loan, outside the library, to the Honorary and Professional Staff and the Resident Medical Officers.

104 periodicals were borrowed on inter-library loan from the various medical and research institutions in the neighbourhood and the Bombay University Library to meet the requirements of the readers.

The System of issuing books and journals to the post-graduate students of the College was continued during the year.

The college library and at the end of the year 5875 books against 5219 in the last year and 1737 bound volumes of periodicals as against 1337 during the last year.

Muse ums

Anatomy.—Attempts were made to improve the museum on modern lines. The total number of specimens in the department are 475.

Pathology.—The total number of mounted specimens in the Museum are 750 and 150 old specimens were remounted during the year.

Photography and Art Section.

1053 photographs and micro-photographs, 1242 lantern slides (including 243 coloured slides) were prepared for different departments of the college and hospital. In addition to this, labels, posters, diagrams, etc. were also prepared.

Department of Preventive & Social Medicine.

In addition to the assignment of Prof. Crew, the department was provided with a full-time Lecturer and one of the Assistant Health Officers was appointed as Lecturer in Public Health on additional payment. The department envisages coordination and integration in teaching with rest of the subjects.

With the appointment of full-time lecturers in Medicine and Surgery, it has been possible to start coordinated outpatient clinics where the cases are examined and explained to the students in a coordinated way. These Out-patient Departments have started working during the current year.

The total number of families under the departments' care in the Comprehensive Medical care Plan was 149. This number includes 11 families residing at Gilder Lane Municipal tenements that have enrolled themselves since October 1958. This is essentially a white-collared group and a study of this group is expected to yield different data. The total number of patients on the register was 677 and the number of new patients during the year was 298. 91 out-patient clinics were held. Other details are shown in—Appendix No. 31.

Other Activities.

During the year, the college organised two social service camps in April & October 1958 at Vithalnagar in active cooperation with the General Secretary of Krishnanand Rammaruti Vidyalyaya. The content and scope of the camp were planned to meet the specific educational needs of the medical undergraduates.

The Naval Medical Unit continued to function in the T. N. Medical College during the year under report. Two members of the staff are taking active part in the activities of the N. C. C. Naval Medical Unit by attending their camps etc. and have been appointed as Officers in the Naval Medical Unit.

Cooperative Society.

The National Consumer's Cooperative Society Ltd. of the staff and students of the College continued to show average progress during the year under report.

Gymkhana and other Activities.

The constitution of the Student's Gymkhana was amended during the year.

Independence Day & Republic Day were celebrated on 15th August 1958 and 26th January 1959 respectively when Shri Hitendra Desai, Education Minister and Shri P. T. Borale, the Chairman of the Municipal Standing Committee, unfurled the National Flag.

The Annual Picnic of the College was arranged at Madh Island on 7th December 1958 which was well attended by staff and students.

Dr. A. B. C. Noronha a past member of the staff presided at the Annual College Sports Day. The Annual College Day was celebrated on 14th December 1958 when Shri S. S. Mirajkar, the Mayor of Bombay was the Chief Guest.

As part of the annual function a picture, "The day at the races" was shown to the staff and students on 26th January 1959 at Swastic Talkies.

Pavilion.

The plans and estimates for the proposed Pavilion including the staff club at Haji Ali Park were finalised and tenders for the work were invited. The work would be taken in hand as early as possible.

Research.

The Indian Council of Medical Research sanctioned two enquiries during the year. In addition, two commercial firms, M/s Sarabhai Chemicals (Prvt.) Ltd. and M/s. Unichem Laboratories provided funds for conducting two research enquiries in the Departments of Pathology & Bacteriology and Physiology—(Biochemistry Section) respectively.

The research problems carried out in different departments are shown in Appendix No. 28.

Publications.

Articles published by the members of the staff during the year are shown in Appendix No. 29.

T. N. M. College and B. Y. L. Nair Ch. Hospital

LIST OF APPENDICES

- Appendix No. 1.—Distribution of beds according to classification of departments.
- Appendix No. 2.—Particulars of indoor and outdoor patients treated during the year 1958 and 1957, number of operations, etc.
- Appendix No. 3.—Statement Showing the relative cost per inpatient and out-patient per day during year 1958-59 and previous two years.
- Appendix No. 4.—Statement showing the details of cost per in-patient for the year 1958-59 and previous two years.
- Appendix No. 5.—Statement showing the average cost of every out-patient completely treated during the year in comparison with that of the previous two years.
- Appendix No. 6.—Table showing the number of accident cases treated during the year under report in comparison with that of the previous years.
- Appendix No. 7.—Statement Showing the number of donors to the Poor Box Charity Fund of the Hospital for the year 1958-59.
- Appendix No. 8.—Senior Staff of the T. N. M. College & B. Y. L. Nair Ch. Hospital for 1958-59.
- Appendix No. 9.—Summary of in-patients classified according to department and sex for the period from 1st January 1958 to 31st December 1958.
- Appendix No. 10.—Summary of Out-patients classified according to departments and sex for the year 1958.
- *Appendix No. 11.—Statement showing the in-patients treated for different diseases.
- *Appendix No. 12.—Statement of cases treated in the Gynaecological and Obstetric department of the B. Y. L. Nair Ch. Hospital during the year ending 31st December 1958.
- *Appendix No. 13.—Statement showing patients suffering from Malignant Neoplasms classified according to type of growth, sex and age, discharges and deaths treated at B. Y. L. Nair Ch. Hospital during the year 1958.
- *Appendix No. 13A.—Statement showing patients suffering from Malignant Neoplasms treated in B. Y. L. Nair Ch. Hospital during the year 1958, classified according to sex, site of growth and results.
- *Appendix No. 14.—Statement showing fracture cases treated in B. Y. L. Nair Ch. Hospital during the year 1958.
- *Appendix No. 15.—Statement of poisoning cases treated at B. Y. L. Nair Ch. Hospital during the year 1958.
- *Appendix No. 16.—Statement showing cases of Tuberculosis of Respiratory System treated in B. Y. L. Nair Ch. Hospital in the year 1958, as compared to the previous last four years.
- *Appendix No. 16A.—Statement showing classification according to principal sites of lesion of in-patients suffering from Tuberculosis treated in B. Y. L. Nair Ch. Hospital, during the year 1958.
- *Appendix No. 17.—Classification of operations performed in the Surgical Department during the year ending 31st December 1958.
- *Appendix No. 18.—Classification of operations performed in the Orthopaedic Department of the B. Y. L. Nair Ch. Hospital during the year 1958.
- *Appendix No. 19.—Classification of operations performed in the Gynaecological Department of the B. Y. L. Nair Ch. Hospital during the year 1958.
- *Appendix No. 20.—Classification of operations performed in the Oto-rhino-laryngology Department of the B. Y. L. Nair Ch. Hospital, during the year 1958.
- *Appendix No. 21.—Classification of operations performed in the Ophthalmic Department of the B. Y. L. Nair Ch. Hospital during the year 1958.
- *Appendix No. 22.—Annual Report of the X-ray and Electrotherapy Department from 1st January 1958 to 31st December 1958.
- *Appendix No. 23.—Report of the Skin and Venereal Diseases Department of the B. Y. L. Nair Ch. Hospital for the year 1958.
- *Appendix No. 24.—Statement showing the number of Electro cardiograms classified according to the clinical conditions for which these were taken in the Nair Hospital and number Cardiac catheterization during the year 1958.
- *Appendix No. 25.—Statement showing laboratory investigations carried out during the year 1958 under different heads.

* These appendices are not included in M. C.'s review of Municipal Administration

Appendix No. 26.—Statement showing Income and Expenditure (Poor Patient's fund.)

Appendix No. 27.—Poor Patient's Fund Statement of Accounts (Balance sheet).

Appendix No. 28.—Statement of Research Enquiries.

Appendix No. 29.—List of publications by the staff.

Appendix No. 30.—Statement showing particulars regarding students.

Appendix No. 31.—Report of the Department of Preventive & Social Medicine for the year 1958-59.

*Appendix No. 32.—Report of the Gastro-Enterology Department of the B. Y. L. Nair Ch. Hospital for the year 1958-59.

*Appendix No. 33.—Report of the Department of Occupational Therapy of the B. Y. L. Nair Ch. Hospital for the year 1958-59.

*Appendix No. 34.—Report of the Department of Physiotherapy of the B. Y. L. Nair Ch. Hospital for the year 1958-9.

Appendix No. 35.—List of items manufactured in the Department of Pharmacy.

* These appendices are not included in M. C's review of Municipal Administration.

APPENDIX No. 1

Statement showing the distribution of beds according to classification of departments.

Department.	Men.	Women.	Children.	Total.
Medical	60	24	...	84
Surgical	62	18	...	80
Ophthalmic	10	6	2	18
Gynaecologic	...	20	...	20
Dermatology & Venereology	12	2	2	16
Oto-rhino-laryngology	9	5	2	16
Orthopaedic	11	7	2	20
Obstetric	...	40	...	40
Paediatric	25	25
Tuberculosis	7	7
Dental	2	2	...	4
Others	4	2	...	6
Total	177	126	33	336

APPENDIX No. 2.

Statement showing the particulars of in-door and out-door patients treated during the year 1958 and 1957.

Particulars	1958	1957
(a) In-patients—		
(1) Scheduled strength of beds	336	336
(2) Daily average number of in-patients	383.92	352.47
(3) Total number of new in-patients	17,474	14,735
(4) Average number of days each patient was resident	8.59	8.51
(b) Out-patients—		
(1) Total number of new out-patients	1,14,038	1,08,720
(2) Daily average number of new out-patients	369.05	357.09
(3) Total number of out-patients attendance (Excluding casualty cases)	2,85,315	2,73,225
(4) Daily average number of out-patients	980.29	926.17
(c) Operations—		
(1) Total number of operations on in-patients	6,183	4,727
(2) Total number of operations on out-patients	10,749	5,801

APPENDIX No. 3

Relative cost per in-patient and out-patient per day during 1958-59 and previous two years.

Particulars	1958-59.	1957-58.	1956-57.
In-patient	Rs. nP. 7.97	Rs. nP. 7.15	Rs. a. p. 7.2.2
Out-patient	0.89	0.80	0.11.4

APPENDIX No. 4.

Statement showing the details of cost per in-patient per day for 1958-59 and previous two years.

Year.	Diet.	Drugs Dressings etc.	Stores and Linen.	Heating Lighting and repairs.	Establishment.	Total.
1958-59	Rs. 1.17	Rs. 1.92	Rs. 0.41	Rs. 0.23	Rs. 4.24	Rs. 7.97
1957-58	1.14	2.14	0.45	0.17	3.25	7.15
1956-57	1-1-10	1-8-9	0-5-9	0-3-1	3-15-3	7-2-2

APPENDIX No. 5.

Statement showing the average cost per out-patient per day for 1958-59 and the previous two years.

Year.	Drugs Dressings etc.	Stores and Linen.	Heating Lighting & Repairs.	Establishment.	Total
1958-59	Rs. 0.32	Rs. 0.01	Rs. 0.05	Rs. 0.51	Rs. 0.89
1957-58	0.24	0.01	0.05	0.50	0.80
1956-57	0 3 7	0 0 1	0 0 8	0 7 0	0 11 4

APPENDIX No. 6.

Statement of Accident Cases treated in the B.Y. L. Nair Charitable Hospital during the year ending 31-12-1958.

Sex.	Treated in Casualty Department.		Admitted through Casualty Department.	
	1958-59	1957-58	1958-59	1957-58
Adults—				
Male	11,620	9,394	1,273	820
Female	2,192	1,530	386	239
Children—				
Male	2,628	2,040	292	251
Female	1,154	922	165	169
Total	14,248	11,434	1,565	1,071
Male	14,248	11,434	1,565	1,071
Female	3,346	2,452	551	408
Grand Total	17,594	13,886	2,116	1,479

APPENDIX No. 7.

Statement showing the number of donors* to Poor Box Charity Fund of B. Y. L. Nair Charitable Hospital during the year 1958-59.

Serial No.	Date.	Name.	Amount.
1	26-5-1958	American Women's Club	Rs. 1,500.00
2	26-6-1958	Associated Cement Co. Ltd.	500.00
3	6-11-1958	M/s. Domodar Anandji Charities A/c	5,001.00
4	31-3-1959	Kaloomal Shorimal Sachdeo	500.00

* Rs. 500.00 and above.

APPENDIX No. 8.

SENIOR STAFF OF THE T. N. M. COLLEGE AND B.Y.L. NAIR CH. HOSPITAL
FOR 1958-59.

Dean and Superintendent

L. Monteiro, M.D.

Assistant Medical Officers

V. B. X. Almeida, M.B.B.S.
J. B. Barfiwala, M.B.B.S., D.G.O.

Department of Anatomy

E. J. de Souza, M.S. (Professor).
M. B. Kher., M.B.B.S., M.Sc. (Medical) (Assistant Professor).
M. M. Tegghalli, M.B.B.S., B.Sc. (Medical) (Lecturer.)
S. R. Nair, B.Sc., M.B.B.S., F.C.P.S. (Continued for 2 years from 4th January 1959 after superannuation.)
—Honorary Lecturer in Embryology.

Department of Physiology

T. H. Rindani, M.D.—(Professor).
I. K. Ramchandani, M.D.—(Assistant Professor).
S. N. Narayanrao, M.Sc.—(Assistant Professor of Biophysics & Biochemistry).
J. V. Bhatt., M.B.B.S. M.D.—(Lecturer).
B. D. Punekar, M.Sc., Ph.D.—(Lecturer). (Resigned from 15th October 1958.)
S. H. Kamath, M.Sc., Ph.D.—(Lecturer). (Appointed from 14th January 1959).

Department of Pharmacology & Materia Medica

W. B. Bhawe., M.B.B.S., Ph.D.—(Professor).
M. S. Kekre., M.B.B.S., M.Sc. (Medical)—(Assistant Professor).
M. A. Chitnis, M.B.B.S.—(Lecturer). (Resigned from 5th December 1958).
D. R. Kulkarni, M.B.B.S.—(Lecturer).. (Appointed from 17th March 1959.)

Department of Pathology & Bacteriology

K. Raman., M.D. (Professor).
T. P. Bharadwaj, M.D., Ph.D.—(Assistant Professor). (on study leave from 24th March 1958).
P. M. Chaphekar, M.D.—(Assistant Professor).
Smt. Jessie Andrews, M.D.—(Ag. Assistant Professor). (Appointed from 24th March 1958 vice Dr. Bharadwaj proceeded on leave).
L. G. Marquis, M.B.B.S.—(Lecturer).
J. C. A. da Costa, M.B.B.S., (Ag. Lecturer).—(appointed from 24th March 1958).

Department of Preventive & Social Medicine

F. A. E. Crew, M.D., F.R.S.—(W. H. O. Visiting Professor). (Appointed from 2nd March 1959, for 4 months)
V. N. Paise, M.D., M.P.H.—(Assistant Professor).
Smt. Saroj Nair, M.B.B.S., D.P.H.—(Lecturer). (Appointed from 16th August 1958.)
D. V. Parulekar, M.B.B.S., D.C.H., M.P.H.—(Lecturer in Public Health). (part-time—appointed from 2nd March 1959.)

Department of Medicine

D. D. Bamji, M.D., F.C.P.S.—(Honorary Physician & Lecturer in Medicine).
V. V. Shah, M.D., M.R.C.P., M.R.C.P.E.—(Honorary Physician & Lecturer in Medicine).
S. C. Sheth, M.D.—(Honorary Physician & Lecturer in Medicine).
L. R. Patel, M.D., M.R.C.P., F.C.P.S.—(Honorary Physician & Lecturer in Medicine).
G. J. Kothari, M.D.—(Honorary & Assistant Physician & Assistant Lecturer in Medicine).
N. M. Shah, M.D., M.R.C.P.— Do.
F. P. Antia, B.Sc., M.D., M.R.C.P., M.S.— Do.
M. M. Desai, M.D., F.C.P.S., F.R.F.P.S., D.T.M. & H.— Do.
N. C. Amin, M.D., D.C.H.—(Honorary Assistant Physician). (O.P.D.).
P. M. Dalal, M.D.—(Tutor). (whole-time—appointed from 16th August, 1958).

Department of Surgery

V. K. Desai, M.B.B.S., L.R.C.P., M.R.C.S., F.R.C.S.—(Honorary Surgeon and Lecturer in Surgery).
A. B. C. Noronha, M.S.—(Honorary Surgeon and Lecturer in Surgery). (Retired from 20th October 1958).
M. K. Vora, M.S.—(Honorary Surgeon and Lecturer in Surgery).
K. N. Destur, B.Sc., M.S., F.R.C.S.— Do.
J. S. Shah, M.S.—(Honorary Surgeon and Lecturer in Surgery). (appointed temporarily from 20th October 1958.) till the return of Dr. V. G. Daftary.)
V. G. Daftary, M.S.—(Honorary Assistant Surgeon and Assistant Lecturer in Surgery). (On study leave from 2nd August 1957.)
J. S. Shah, M.S.—(Honorary Assistant Surgeon and Assistant Lecturer in Surgery). (promoted temporarily as Honorary Surgeon and Lecturer in Surgery from 20th October 1958).
K. A. Dalal, M.B.B.S., F.R.C.S.—(Honorary Assistant Surgeon and Assistant Lecturer in Surgery).
F. P. Soonawala, M.S., F.R.C.S.— Do.
K. C. Mehta, M.S.— Do.
S. M. Mahalaxmiwala, M.S.—(Honorary Assistant Surgeon and Assistant Lecturer in Surgery). (Promoted temporarily as Hon. Asst. Surgeon from 20th October 1958).
B. J. Damany, M.S.—(Honorary Assistant Surgeon). (O.P.D.)—(appointed from 5th March 1959).
B. R. Kalke, M.S., F.C.P.S.—(Tutor) (whole-time—appointed from 2nd September 1958).

Department of Pediatrics

- S. C. Sheth., M.D., M.R.C.P., D.C.H., F.C.P.S.—(*Honorary Pediatrician & Lecturer in Pediatrics*) (resumed duties on 5th May 1958).
 N. S. Tibrewala., M.B.B.S., D.C.H., D. Ped.—(*Honorary Pediatrician Lecturer in Pediatrics*. (upto 4th May 1958. Honorary Assistant Pediatrician & Assistant Lecturer in Pediatrics from 5 May 1958 onwards.)
 U. R. Warkerkar., M.D.—(*Honorary Assistant Pediatrician*). (O.P.D.)—appointed from 9th March 1959.

Department of Tuberculosis

- R. M. Patel., M.D., T.D.D.—(*Honorary Physician (Tuberculosis) and Lecturer in Tuberculosis*).
 Smt. Sundri G. Advani., M.B.B.S., D.T.D.—(*Honorary Assistant Physician (Tuberculosis) and Assistant Lecturer in Tuberculosis*).

Department of Orthopedics

- M. V. Sant., M.S.—(*Honorary Orthopedic Surgeon and Lecturer in Orthopedics Surgery*).
 R. M. Gaitonde., M.S., F.R.C.S.—(*Honorary Assistant Orthopedic Surgeon and Assistant Lecturer in Orthopedics Surgery*).

Department of Otorhinolaryngology

- L. H. Hiranandani., M.B.B.S., D.L.O., F.R.C.S., F.C.P.S.—(*Honorary Otorhinolaryngologist and Lecturer in Otorhinolaryngology*).
 O. Chandra., M.S., D.L.O.—(*Honorary Assistant Otorhinolaryngologist and Assistant Lecturer in Otorhinolaryngology*).

Department of Obstetrics & Gynaecology

- K. C. Shah, M.B.B.S., M.R.C.O.G., D.C.H., R.C.P. & S., L.M.—(*Honorary Obstetrician & Gynaecologist and Lecturer in obstetrics & Gynaecology*).
 S. N. Garde., M.D., M.R.C.O.G., F.R.C.O.G.—*Do.*
 N.V. Mody., M.D., M.R.C.O.G., F.R.C.S.—(*Honorary Assistant Obstetrician & Gynaecologist and Assistant Lecturer in Obstetrics & Gynaecology*).
 S. S. Thakur., M.D., D.G.O.—*Do.*
 Smt. Sharad Nanavati., M.D.—(*Honorary Medical Officer*). (Ante-natal Dept.)
 Smt. R. R. Gajkandh., M.D., D.G.O.—(*Honorary Assistant Medical Officer*). (Ante-natal Dept.).

Department of Ophthalmology

- A. M. Gokhale., M.B.B.S., D.O., D.O.M.S.—(*Honorary Ophthalmic Surgeon and Lecturer in Ophthalmology*).
 R. Abreu., M.B.B.S., D.O., D.O.M.S.—(*Honorary Assistant Ophthalmic Surgeon and Assistant Lecturer in Ophthalmology*).
 P. A. Dikshit., M.B.B.S., D.O.M.S., M.S.—(*Refractionist*). (on leave from 28th January 1959).
 S. M. Sathe., M.B.B.S., D.O.M.S., M.S.—(*Refractionist*). (appointed from 10th March 1959).

Department of Radiology

- G. H. Nerurkar., M.B.B.S., D.M.R.E.—(*Honorary Radiologist and Lecturer in Radiology*).
 C. T. Desai., M.B.B.S., D.T.M., D.M.R.E.—(*Honorary Assistant Radiologist and Assistant Lecturer in Radiology*).
 S. G. Daftary., D.M.R.D. (Lond.)—(*Honorary Asstt. Radiologist & Assistant Lecturer in Radiology*).

Department of Anaesthesia Anaesthesiology

- J. H. Mehta., M.B.B.S., D.A.—(*Honorary Anaesthesiologist and Lecturer in Anaesthesiology*).
 D. H. Mulla., M.B.B.S., D.A.—(*Honorary Assistant Anaesthesiologist and Assistant Lecturer in Anaesthesiology*).

Department of Dermatology & Venereology

- H. A. Choksey., M.B.B.S., M.R.C.P., F.C.P.S.—(*Honorary Dermatologist and Venereologist and Lecturer in Dermatology and Venereology*).
 T. K. Mehta., M.B.B.S., D.V.D., F.C.P.S.—(*Honorary Assistant Dermatologist and Venereologist and Assistant Lecturer in Dermatology and Venereology*).

Department of Medical Jurisprudence & Toxicology

- F. Noronha., M.B.B.S., D.P.H., L.R.C.P., M.R.C.P.—(*Honorary Lecturer in Medical Jurisprudence*).

Department of Psychiatry

- N. J. Kothari., M.D., D.P.M.—(*Honorary Psychiatrist and Lecturer in Psychiatry*).
 S. M. Mulla., M.D., D.P.L.—(*Honorary Assistant Psychiatrist and Assistant Lecturer in Psychiatry*). (appointed from 11th February 1959).

Department of Dentistry

- M. S. N. Ginwalla., D.D.S., M.S., L.D.S.C., F.I.C.D.—(*Honorary Dental Surgeon and Lecturer in Dentistry*).

APPENDIX No. 9.

Summary of In-patients classified according to department and sex for the period from 1-1-58 to 31-12-58

Department.	Sex.	In the Hospital on Mid-night of 31-12-57.	Admitted during 1958.	Total.	Discharges during 1958.	Deaths.	In the Hospital on Mid-night on 31-12-58
Medical	Male	75	2,875	2,950	2,477	382	91
	Female	32	1,101	1,133	943	143	47
Total		107	3,976	4,083	3,420	525	138
Surgical	Male	67	3,006	3,073	2,843	157	73
	Female	14	615	629	546	60	23
Total		81	3,621	3,702	3,389	217	96
Children	Male	7	266	273	248	23	1
	Female	11	155	155	145	9	1
Total		18	421	428	393	32	2
Ophthalmic	Male	12	265	277	269	...	8
	Female	5	157	162	156	...	6
Total		17	422	439	425	...	14
Gynaecologic	Male	...	24	24	22	...	2
	Female	...	15	16	16
Total		...	39	40	38
Children	Male	...	17	17	17
	Female	...	1	1	1
Total		...	18	18	18
Skin	Male	8	162	170	161	...	8
	Female	2	38	40	39	...	1
Total		10	200	210	200	...	9
Aural	Male	11	238	249	237	...	10
	Female
Total	
Children	Male	12	695	707	686	...	13
	Female	9	428	437	435	...	2
Total		21	1,123	1,144	1,121	...	15
Orthopaedic	Male	5	250	255	255
	Female	4	292	296	295
Total		9	542	551	550
Paediatric	Male	130	1,665	1,695	1,671	8	16
	Female	9	414	423	391	...	21
Total		139	2,079	2,118	2,062	8	37
Children	Male	8	168	176	164	4	8
	Female
Total	
Meternity	Male	4	250	255	255
	Female
Total	
Tuberculos	Male	130	1,665	1,695	1,671	8	16
	Female	9	414	423	391	...	21
Total		139	2,079	2,118	2,062	8	37
Psychiatric	Male
	Female
Total	
Children	Male
	Female
Total	
Cardiology	Male	1	34	35	34	1	...
	Female	3	31	34	33	1	...
Total		4	65	69	67	2	...
Children	Male
	Female
Total	
Gastro-Enterology	Male
	Female
Total	
Children	Male
	Female
Total	
Dental	Male
	Female
Total	
Children	Male
	Female
Total	
Grand Total		388	17,474	17,862	16,105	1,334	423

APPENDIX 10.

B. Y. L. Nair Ch. Hospital

Summary of Out-patients classified according to the departments and sex for the year 1958.

Department.	Sex.	O. P. D. new cases.	Casualty cases.	O. P. D. old cases.	Total attendance.
Medical	Male	20,713	982	32,702	54,397
	Female	10,399	115	21,875	32,389
	Total	31,112	1,097	54,577	86,786
Surgical	Male	10,540	8,686	30,690	49,916
	Female	2,785	1,641	7,668	12,094
	Children—				
	Male	1,650	2,203	2,945	6,798
	Female	907	899	1,633	3,439
	Total	15,882	13,429	42,936	72,247
Ophthalmic	Male	4,441	591	5,459	10,491
	Female	2,032	11	2,406	4,449
	Children—				
	Male	446	17	406	869
	Female	422	4	383	809
	Total	7,341	623	8,854	16,618
Gynaecological	Female	4,135	5	10,306	14,500
	Children—				
	Female	103	1	...	4
	Total	4,138	6	10,360	14,504
Skin	Male	3,600	540	3,323	7,463
	Female	1,044	232	1,362	2,638
	Children—				
	Male	846	130	583	1,559
	Female	754	98	484	1,336
	Total	6,244	11,000	5,752	12,996
Aural	Male	4,404	24	4,785	9,213
	Female	2,363	12	3,564	5,939
	Children—				
	Male	1,382	24	1,385	2,791
	Female	1,440	26	1,623	3,089
	Total	9,589	86	11,357	21,032
Orthopaedic	Male	946	797	4,255	5,998
	Female	230	152	1,258	1,840
	Children—				
	Male	241	181	577	999
	Female	163	66	322	551
	Total	1,780	1,196	6,412	9,388
Paediatric	Male	8,028	73	15,946	24,047
	Female	6,681	60	12,195	18,396
	Total	14,709	133	28,141	42,983
Ante-natal	Female	3,469	24	11,061	14,554
	Total	3,469	24	11,061	14,554
Post-natal	Female	340	...	4,071	4,411
	Total	340	...	4,071	4,411
Tuberculosis	Male	471	...	1,979	2,450
	Female	186	...	73	159
	Total	557	...	2,052	2,609
Psychiatric	Male	213	...	1,568	1,781
	Female	131	...	566	697
	Children—				
	Male	26	...	115	141
	Female	28	...	35	63
	Total	398	...	2,284	2,682
Cardiology	Male	313	...	184	497
	Female	137	...	90	227
	Children—				
	Male	23	...	3	26
	Female	20	20
	Total	493	...	277	770
Gastro-Enterology	Male	665	...	546	611
	Female	24	...	46	70
	Children—				
	Male	1	1
	Female
	Total	90	...	592	682
Preventive and Social Medicine.	Male	41	...	66	107
	Female	98	...	108	206
	Children—				
	Male	77	...	71	148
	Female	86	...	100	186
	Total	302	...	345	647
	Grand Total	96,444	17,594	1,88,871	3,02,909

APPENDIX No. 22

Annual Report of X-ray and Electrotherapy Department—

	1958.								Grand Total.
	Indoor.				Outdoor.				
	M.	F.	Ch.	Total.	M.	F.	Ch.	Total.	
Deep X-rays	6	7	13	13	67	78	2	147	160
Superficial X-rays	1	1	16	7	...	23	24
Barium meals	171	67	9	247	306	110	4	420	667
Skiagrams	1,593	811	405	2,809	3,511	1,610	475	5,596	8,405
Fluoroscopic Exam.	1,449	1,625	428	3,520	6,676	2,804	612	8,991	14,566
Ultraviolet Rays	11	16	28	55	21	24	152	197	252
Infra Red rays	19	14	...	33	55	34	...	89	122
Short wave diathermy...	44	53	4	101	521	670	19	1,210	1,311

Special Investigations

	O.P.D.	Indoor.	Total.
(1) Desending Pyelography	54	100	154
(2) Assending Pelography	9	...	10
(3) Bronchography	4	8	12
(4) F. Arteriography	...	8	8
(5) Cholecystography	15	27	42
(6) C. Angiograph	...	37	38
(7) Sinsography	...	4	4
(8) Hysteriosalpingography	11	...	11
(9) Ventriculography	...	7	7
(10) Myelography	...	13	13
(11) Cystogram	3	4	7
(12) Spleno Venography	...	12	12
(13) Sislography	5	...	5
(14) Pneumo Encephalography	2	6	8

APPENDIX NO. 24.

Report of the Cardiology Department for the year 1958.

1. Total number of Electrocardiograms taken	2,237
2. Cardiac catheterizations	45
3. Cardiac operations	43
4. Total number of new patients attending Cardiac O. P. D. (Apart from old patients attending for follow up)	439

5. Papers published (Medical).

(a) Incidence of Hypertension in Chronic Alcoholic addicts vis-a-vis Teetotallers.	
(b) Observation on Interamuscular Digitalis.	
6. Experimental Surgery.	
(a) Bilateral Internal Mammery Artery Ligation.	
(b) Extra-Corporal Circulation on our self designed Heart-Lung Machine.	
(c) Induced Cardiac Arrest in Dogs.	
(d) Experimental work on Hypothermia for Cardiac Surgery.	

List of Electrocardiograms taken in the Department of Cardiology during the year 1958. The electrocardiograms are listed according to clinical diagnosis.

1. Angina Pectoris	74
2. Asthama	14
3. Asymptomatic	15
4. Auricular Fibrillation	29
5. Auricular Flutter	2
6. Aortic Disease	52
7. Aortic Aneurism	4
8. Addison's Disease	2
9. Acute Bacterial Endocarditis	5
10. Breathlessness	54
11. Bradycardia	5
12. Congenital Heart Disease	19
13. Congestive Cardiac Failure	79
14. Corpulmonale	37
15. Coronary Thrombosis	260
16. Cirrhosis of Liver	2
17. Cardiac Aneurism	1
18. Dextrocardia	9
19. Dyspnoea on Exertion	48
20. Diabetes	11
21. Extra Cardiac Pain	2
22. Enlarged Heart	3
23. Enlarged Prostrate	17
24. Extra Systoles	26
25. Fallot's Tetralogy	10
26. Giddiness	39
27. Goitre	3
28. Hypertension	129
29. Haemiplegia	13
30. Hypertthyroidism	2
31. Hypertensive Failure	14
32. Heart Block	7
33. Jaundice	1
34. Myxoedema	3
35. Myocarditis	3
36. Mitral Disease	163
37. Nephritis	8
38. Pain in Chest	269
39. Pain in Precordium	32
40. Pericarditis	11
41. Palpitation	24
42. Pulmonary Stenosis	13
43. Rheumatic Heart Disease	43
44. Functional Systolic Murmur	45
45. Tachycardia	17
46. Thyrotoxicosis	11
47. A. S. D.	12
48. V. S. D.	10
49. Miscellaneous	272
Total	2,237

APPENDIX No. 26

Poor Patients' Fund

Statement of Accounts (income and expenditure) for the Year 1958-1959:—

Receipts.		Disbursements.		
	Rs. nP.	Rs. nP.		
Collection from the charity boxes.	16,964.02		Blood transfusions ...	25,415.00
Donation ...	10,682.25		Purchase of costly medicines injections, etc.	1,292.35
Interest ...	3,704.50		Moiety Amount paid to the Resident Medical staff	2,582.00
Contribution towards blood transfusion, etc.	18,372.00		Travelling charges ...	27.26
Collection on account of Medical Certificates.	5,146.00		Supply of spectacles to the Poor patients	134.50
Miscellaneous receipts ...	1,883.81	56,752.58	Purchase of instruments and dead stock articles ...	970.00
Loan received from T. N. M. College ...	1,000.00	1,000.00	Printing and stationery ...	274.00
Deposit received from Municipal Co-operative Bank ...	6,000.00	6,000.00	Establishment charges ...	473.00
Cash in hand on 31-3-1958 ...	588.22		Miscellaneous charges ...	2,506.44
Cash with the Central Bank of India on 31-3-58	26,780.68		Loan to T. N. M. College ...	1,000.00
		27,368.90	Purchase of National Savings Certificates ...	6,000.00
			Purchase of Municipal Debentures for the face value of Rs. 10,000..	9,925.00
			Cash in hand on 31-3-1959 ...	1,372.27
			Cash with Central Bank of India on 31-3-59.	39,149.65
		91,121.48		40,521.92
				91,121.48

APPENDIX No. 27

Balance Sheet:

Liabilities.		Assets.	
	Rs. nP.	Rs. nP.	Rs. nP.
Fund account Balance on 31-3-1958.	1,42,779.20	Cash in hand on 31-3-1959 ...	1,372.27
Excess of receipts over expenditure.	23,078.02	Cash with Central Bank on 31-3-1959.	39,149.65
	1,65,857.22		40,521.92
		Purchase of 4 per cent. Bombay Municipal Debenture of the face value of Rs. 29,500.00	29,747.80
		do. Rs. 10,000.00	9,975.00
		do. Rs. 15,000.00	14,925.00
		do. Rs. 10,000.00	9,950.00
		Purchase of 4½ per cent Bombay Municipal Debentures of the face value of Rs. 15,000.00	14,812.50
		do. Rs. 10,000.00	9,925.00
		Purchase of National Saving Certificates.	36,000.00
			1,25,335.30
	1,65,857.22		1,65,857.22

APPENDIX No. 28.

The following problems were undertaken in the various departments as shown below:—

Anatomy Department

Dr. E. J. DeSouza, Professor—

- (1) Cytochemical Localization of succinic dehydrogenase in human Leucocytes. (Collaborator: Dr. S. N. Kothare).
- (2) Staining technique for the demonstration and distribution of connective tissues elements.
- (3) Evaluation of a case of congenital Trilocular Heart. (Collaborator: Dr. F. N. Nazareth)
- (4) Cytochemical localization of Succinic Dehydrogenase in Leptomonad forms of *Leishmania donovani* (Collaborator S. N. Kothare)
- (5) Histochemical evaluation of cases of Scleroderma.
- (6) Histochemical studies of succinic dehydrogenase activity in cases of Leukemia and Leukemoid reaction. (Collaborators: Dr. Smt. Advani and Dr. S. N. Kothare).
- (7) Succinic dehydrogenase estimation and histochemical studies in tuberculosis (Collaborators: Dr. (Smt.) Advani and Dr. S. N. Kothare).
- (8) Evaluation of cases of Congenital Heart. (Collaborators Dr. F. N. Nazareth).
- (9) Histological and Histochemical studies of Bronchi at Sites close and remote to point of resection. (Collaborator: Dr. S. N. Kothare).

M.K. Nayak, Demonstrator—

- (1) Experiences in Periodic Acid Schiff Staining Technique.

Department of Physiology

Dr. T. H. Rindani, Professor—

- (1) Participation of Parathyroid in Stress (Under the grant-in-aid from Indian Council of Medical Research).
- (2) Relationship of action of Ions and Hormones on heart.
- (3) Metabolic studies during surgical convalescence.
- (4) Studies in Inflammation.
- (5) Enquiry into the actions of 'Leder cort'. (Clinical trials on 'Leder cort'). (In Collaboration with Dr. Antia under the grant-in-aid from Messrs. Lederle Co., from 1st March 1959).

Shri S. N. Narayanao: Assistant Professor—

- (1) Mode of action of Serpina on Enzyme System. (g) Influence of Serpina and Reserpine free fraction on Choline esterase activity of Human R.B.C.s.

Department of Pharmacology and Materia Medica

- (1) Time of entry into the blood stream of intraventricularly injected Histamine

Medical Department

Dr. F. P. Antia—

- (1) Effect of the study of the liver in cirrhosis before and after ligation of splenic artery (I.C.M.R enquiry).

Department of Pathology and Bacteriology

Dr K. Raman, Professor—

- (1) Mechanism of Heinz-body formation in the Erythrocyts by Toxic Drugs.
- (2) Alterations of Micro flora in the Gastro Intestinal tract after administration of Broad Spectrum Antibiotics. (Collaborator: Dr. L. Marquis).
- (3) Experimental cirrhosis in Laboratory animals by dietetic factors and the action of toxic agents and effect of Liv. 52. (Himalaya Drug. Co.) (Collaboratory Dr. D. V. Antani).
- (4) Effect of Mysteclin V on lesions produced by *C. Albicans* in white rats.

Dr. P. M. Chaphekar, Assistant Professor—

- (1) Study of C. reactive proteins with special reference to diseases of liver—
- (2) Enquiry into the incidence of Dysentery and Diarrhoea in Bombay. (Collaborator Dr. F. P. Antia)
- (3) Antibiotic levels in blood stream after oral therapy. (Collaborator: Dr. D. D. Bamji).

Dr. (Smt.) Andrews, Ag. Assistant Professor—

- (1) Enquiry into Etiology of Otitis externa. (Collaborator: Dr. L. H. Hiranandani).

APPENDIX No. 29.

(LIST OF PUBLICATION BY THE STAFF).

Anatomy Department—

- (1) Cytochemical Demonstration of Succinic Dehydrogenase Patterns in Human Spermatozoa. S. N. Kothare and E. J. DeSouza. Jr. of Post-graduate Medicine. 21, 70-75, 1958.
- (2) A method of the Cytochemical Demonstration of Succinic Dehydrogenase in Human Leucocytes Jr. of Histochemistry and Cytochemistry. E. J. DeSouza and S. N. Kothare (In press).
- (3) A method of the Cytochemical Demonstration of Succinic Dehydrogenase in Leptomonad forms of Leishmania Donovanii, E. J. deSouza and S. N. Kothare. (To be published).
- (4) Description of a case of Azygos lobe of the Lung. Jr. of the Anatomical Society of India. M. M. Teggihalli.

Physiology Department—

- (1) Effect of Testosterone propionate on the succinic Dehydrogenase Activity of Male Rat Liver. A. J. Physiol. 193 (i): 73, 1958.
- (2) Effect of Acute Systemic Strees upon Serum and Urinary Inorganic Phosphorus in Normal and Parathyroidectomised Rats. Ind. Jour. Med. Res. 43 : 658, 1958.
- (3) Induction of Experimental Hemolytic Anaemia in Albino Rats by the Action of Phenylhydrazine and the effects of Cortisone on its progress. (In collaboration with K. Raman, M. Nurbhai & N. M. Chavan). Acta Haematologica Japoanica. 21: 229, 1958.
- (4) Influence of Hydrocortisone on the Action of Sodium on Isolated Rabbit Auricles. Nature, 182: 1521, 1958.

Pharmacology and Materia Medical Department—

- (1) Diuretic Properties of Spornin of Luffa Echinata Roxb. R. H. Bhatt, M. L. Khorna, B. B. Gaitorde, K. P. Raiker, Jal. R. Patel and M. S. Kekre. Journal of J. J. Group of Hospitals and Grant Medical College, April 1958, Vol. III No. 2, P. 110.

Pathology and Bacteriology Department—

- (1) Alterations of Micro-flora in the Gastro-Intestinal tract after administration of Broad Spectrum antibiotics. K. Raman, L. Marquis and Miss Ajaonkar. Being published in the 1st book of Symposia on Fungus Diseases held in February 1959.
- (2) Procedures in diagnosis of Dermatophytes. K. Raman, L. Marquis. Maharashtra Medical Journal May 1959.
- (3) Systemic Aspergillosis—A case report. K. Raman, L. Marquis.
- (4) Studies on C—Reactive proteins with special reference to diseases of Liver. P. M. Chaphekar Sent for publication to Editor, J. Post. Med. G. S. M. College, Bombay.

Medical Department—

- (1) Clinical study with a New Fraction of Rauwolfia Serpentina in the Treatment of Essential Hypertension. Suresh C. Sheth, G. J. Kothari, K. M. Dangerwala and P. M. Dalal. Current Medical Practice Vol. II, April 1958, Number 4, P. 191-207.
- (2) Liver in Normal Pregnancy, Pre-Eclampsia, And Eclampsia. F. P. Antia, T. P. Bharadwaj M. C. Watsa, Jer Master. The Lancet, October 11, 1958, pp. 776-77-8.
- (3) Xylocaine Viscous As A Local Anaesthetic for Gastroscopy. F. P. Antia. Current Medical Practice Vol. 2, No. 12, pp. 720-721, December 1958.

Obstetrics and Gynaecology Department—

- (1) Modified Haultain's operation for Chronic Inversion S. N. Garde Current Medical Practice, Vol. 13 No. 1 pages 25 to 29, January 1959.

APPENDIX No. 30.

TOPIWALA NATIONAL MEDICAL COLLEGE.

Number of Students as on 31st March 1959.

1st M. B. B. S.	2nd Term	...	39	+	23	=	62
"	3rd Term	...	42	+	14	=	56
	and Repeaters	...					
2nd M. B. B. S.	1st Term	...	22	+	11	=	33
"	2nd Term	...	17	+	12	=	29
"	3rd Term	...	15	+	6	=	21
3rd M. B. B. S.	1st Term	...	8	+	3	=	11
"	2nd Term	...	32	+	12	=	44
"	3rd Term	...	70	+	14	=	84
	and Repeaters	...					

Total ... 245 + 95 = 340

2nd M. C. P. S. ...

1 + 0 = 1

3rd M. C. P. S. ...

1 + 0 = 1

247 + 95 = 342

Post Graduate Students.

M. D.	...	34
M. S.	...	31
D. A.	...	5
D. V. & D.	...	1
B. Sc. (Med.)	...	2
M. Sc. (Med.)	...	1
M. Sc. (Animal Physiology)	...	3

Total ... 77 77

APPENDIX No. 31.

Department of Preventive & Social Medicine.

Department from which cases were referred	Purpose of referral	Old C/o	No. of cases	
			New	Total
Physical Medicine Department.	Rehabilitation funds for prosthesis and case work.	4	9	
	For difficulties regarding job, leave pay, accident, benefit, compensation, etc. for case work.	2	15	
		...	8	38
Pediatric Dept.	For help regarding drugs	...	13	
	For placement	...	2	15
T. B.	For help re: drugs	...	11	11
E. N. T.	Do.	...	9	9
Orthopaedic	For help re: drugs & prosthesis	...	4	4
Gynaec	For getting the family to co-operate in the treatment	...	1	
	For investigation of the emotional factors involved in the illness.	...	2	3
Ante-Natal	For getting the family to cooperate in the treatment	...	1	1
Surgical	For help re: drugs	...	3	
	For investigation of the family for Vasectomy operation.	...	2	5
C. O. C.	For investigation of the emotional factors involved in the illness.	...	1	1
Psycho. O. P. D.	For social history and case work	3	20	23
Pathology Dept.		...	1	1
From the Hospital	For placement, tracing the relatives etc.	...	4	4
From other agencies	For treatment for explanation to the patients for certificates, etc.	...	13	13

APPENDIX NO. 35.

List of items manufactured in the Department of Pharmacy.

Serial No.	Description	No. of bottles
1	5% Glucose Solution	12,413
2	Glucose Saline	6,938
3	Sodium Chloride 500 ml.	870
4	Novocaine 2% 20 ml.	5,088
5	Glucose 50% 200 ml.	209
6	Glucose 50% 50 ml.	1,500
7	Glucose 25% 100 ml.	1,406
8	Normal Saline 50 ml.	4,069
9	Normal Saline 100 ml.	100
10	Distilled Water	18,25 Gallons
11	Distilled Water 100 ml.	349
12	Distilled Water 50 ml.	265
13	Distilled Water 25 ml.	25
14	Distilled water 250 ml.	85
15	Sodium Suphate 500 ml.	155
16	Distilled Water 500 ml.	36
17	A. C. D.	1,892
18	Amethocaine H. C. L. 2% 100 ml.	30
19	Amethocaine H. C. L. 1% 100 ml.	28
20	Amethocaine H. C. L. 1/2% 50 ml.	24
21	Amethocaine H. C. L. 1/2% 25 ml.	8
22	Novocaine 1% 20 ml.	2,742
23	Novocaine 1/2% 20 ml.	555
24	Subglucose in subsaline 250 ml.	1,183
25	Subsaline 100 ml.	10
26	Subglucose in Saline 100 ml.	45
27	Sodium Iodide 10% 10 ml.	65
28	Sodium Benzoate 10% 10 ml.	50

THE NAIR HOSPITAL DENTAL COLLEGE

Dr. H. D. Merchant, D.M.D., F.I.C.D., was the Ag. Dean of this College throughout the year.

The College conducts a four years' course in Dentistry. Formerly on the passing of Final Examination the College Dental Board used to award the Diploma of L.D.Sc. (Bombay). Since June 1954, the College is affiliated to the Bombay University for B.D.S. Degree in Dentistry and the Diploma Course has been abolished.

The admission standard for the students is Inter Science (B-Group) Examination of the Bombay University or an examination equivalent to it. The College Diploma and B.D.S. Degree are recognised by the Government of Bombay, the Government of India, the Dental Colleges in U. S. A., the Royal College of Surgeons, United Kingdom and other Foreign Universities. This College is recognised as Training Centre in India to train candidates for L.D.S., R.C.S. (Eng.) Examination and Fellowship in Dentistry Examination of the Royal College of Surgeons, England and Edinburgh. The Licentiates of the College are eligible to appear for the L.D.S. Examination of the Royal College of Surgeons, England and Edinburgh, after putting in only 9 months' practice in any recognised Dental Hospital in England. They are eligible for permanent commission in the Indian Army, Navy and Air Dental Corps. L.D.Sc., is eligible for Post-graduate qualification of F.D.S., R.C.S. Examination, Diploma of U. K. and graduate qualification—M.S. or M.Sc. D.D.S. and Ph. D. of U. S. A.

All types of Dental treatment such as Silver, Gold and Cement Fillings, Artificial Sets of Teeth, Regulation of Teeth of Children, Pyorrhoea treatment, Extraction, Surgical operation etc., were done by charging fees as laid down by the Corporation. The College has an Academic Council to look after the academic affairs of the College. There is also an Advisory Dental Board which advises the Dean and the Municipal Commissioner in the policy to be followed by the College and in matters of administration referred to them.

The College has in its new building, 76 Dental Chairs, 52 Dental Units, 2 Dental X-Ray Machines and other equipment to give Dental Treatment on most modern lines.

During the year under report, the following prominent persons visited the College.

- (1) Shri M. V. Donde, Mayor of Bombay.
- (2) Dr. Norman H. C. Griffiths, D.Sc., Professor of Prosthetic Dental Surgery, U. S. A.

During the year the College had celebrated its Silver Jubilee after having completed 25 years of glorious service and had collected Funds for setting up a Sports Pavilion, for expanding the research activities and for granting Scholarships.

The College Students' Annual Social Gathering was held at Vallabhbai Patel Stadium. It was presided over by Dr. N. N. Kailas, Deputy Minister of Health. The Annual Sports were held at Dr. Purandare Stadium and prizes were distributed to the winners by Shri S. S. Mirajkar, Mayor of Bombay.

The College is also conducting Research in Dentistry under the supervision of Dr. Fali S. Mehta, L.D.Sc. D.M.D., F.I.C.D. Under the Gibbs Research Project a substantial grant has been given during the year for Research Work.

Students on the Roll.

	Males.	Females.	Total.
First B. D. S.	46	7	53
Second B. D. S.	52	6	58
Third B. D. S.	47	7	54
Final B. D. S.	33	8	41
Condensed B. D. S.	10	...	10
Total ...	188	28	216

Resume of Work Done in the Clinics.

The total number of patients treated during the year under report was 64,645 (both in the Morning and Evening Clinics) which included males 35,105, females 17,360 and children 12,180. Details of work done, operations performed, etc., are given in Appendices 'A.'

During the year under report a total revenue of Rs 1,02,727 was collected by way of fees from students and patients as against Rs. 86,299 during the preceding year. The total expenditure incurred came to Rs 2,59,850 against Rs 210,347 during the preceding year.

Poor Box Fund

During the year under report 174 sets of upper and lower Artificial Teeth, 135 Partial Sets of Teeth, 31 Repair of Sets of Teeth, 3,409 X-Rays were given free to poor deserving patients from the Fund. The total amount in the Fund was Rs 1,795.51 at the close of the year.

Appendix 'A'

Full Denture Sets	...	461
Partial Sets	...	380
Repairs of Sets	...	151
Gold Bridge and Inlays	...	47
Acrylic Crowns	...	87
Silver Fillings	...	3,829
Zinc Oxide Cement and Temporary Fillings	...	4,052
Porcelain Fillings	...	492
Root Canal Treatment	...	112
Prophylaxis and Pyorrhoea Treatment	...	7,205 (scalings).
Dressings	...	1,056
Dental X-Rays	...	3,409
Consultation and Advice	...	14,893
Medications	...	970
Extractions under Local Anaesthesia	...	19,912
Surgical Extraction of root	...	1,267
Extractions under General Anaesthesia	...	3,493
Abscess Treatment	...	78
Alveolectomy	...	78
Surgical removals of impacted teeth	...	33
Orthodontia Treatment (Regulation of teeth of Children)	...	3,510
Patients admitted in the Nair Hospital on 4 Reserved Beds for Surgical operations	...	28

List of Operations Performed During the year 1958-59.

(1) Repair of ear lobules	...	1	No.
(2) Removal of Nose Alveolar Cyst	...	1	No.
(3) Open Reduction of Maxillary Fracture	...	1	No.
(4) Removal of Cyst	...	8	Nos.
(5) Neurectomy	...	5	Nos.
(6) Tongue Tie	...	1	No.
(7) Excision Burns Contracture	...	2	Nos.
(8) Pedicle Grafting	...	6	Nos.
(9) Hemimandiblectomy	...	2	Nos.
(10) Removal of Epulise	...	1	No.
(11) Removal of Maxillary Cyst	...	1	No.
(12) Removal of Growth under the Anterior Region of the upper Palate	...	1	No.
(13) Culd well luc	...	1	No.
(14) Condylectomy Right Side	...	1	No.
(15) Removal of Lump from ear-lobule	...	1	No.
(16) Scar Excision	...	1	No.
(17) Carcinoma Cheek Excised Skin Crafting done	...	1	No.
(18) Flap brought down sticked into the defect	...	1	No.
(19) Flap raised on the forehead and lined with full thickness skin graft	...	1	No.
(20) Repair of defect completed and pedicle returned on the forehead	...	1	No.
(21) Excision Burns Contractures with full thickness Skin Graft	...	1	No.
(22) Repair of finger Contractures with skin grafting	...	1	No.
(23) T. B. Glands Excised	...	1	No.
(24) Osteotomy	...	1	No.
(25) Repair of eye brow with skin grafting	...	1	No.
(26) Hamimandiblectomy an Excision of Carcinoma	...	1	No.
(27) Mandilectomy	...	1	No.
(28) Removal of Growth from palate	...	1	No.
(29) Cheek Fistula Repair	...	1	No.
(30) Removal of Growth	...	2	Nos.
(31) Condylectomy	...	1	No.
(32) Opening of Lock Jaw	...	1	No.
(33) Maxillectomy	...	1	No.
(34) Fracture Jaw Mandible	...	2	Nos.
(35) Complete Reconstruction of lower lip following cancrumoris	...	1	No.
(36) Carcinoma Cheek Repair	...	1	No.
(37) Repairing and Reconstruction corner of the mouth and partial upper and lower lip following Excision of Malonone	...	1	No.
(38) Finger Contracture following burns repaired with skin graft	...	1	No.
(39) Osteoectomy for Ankylosis T. M. Joint	...	1	No.
(40) Couterization of Bleeding Epulise	...	1	No.
(41) Osteomyilitis	...	1	No.
(42) Canterization of Hamengioma	...	1	No.
(43) Excission of Gland	...	1	No.

List of Teaching Staff.

Dean :

- (1) Dr. H. D. Merchant, D.M.D., F.I.C.D., Ag. Dean.

Evening Superintendent and Head of Research Department :

- (1) Dr. Fali S. Mehta, L.D.Sc., D.M.D., F.I.C.D., Head of the Prosthetic and Crown and Bridge Department, Professor in Dental Prosthesis.

Orthodontia Department :

- (1) Dr. H. D. Merchant, D.M.D., F.I.C.D., Head of the Orthodontia Department and Professor in Orthodontia.
- (2) Dr. S. M. Maim, L.D.Sc., Clinical Assistant in Orthodontia.
- (3) Dr. J. M. D'Costa, L.D.Sc., Clinical Assistant and Demonstrator in Orthodontia.
- (4) Dr. (Miss) R. K. Nathi, L.D.Sc., Demonstrator in Orthodontia.
- (5) (Mrs.) D. P. Battiwalla, L.D.Sc., Demonstrator in Orthodontia.
- (6) Dr. A. B. Modi, L.D.Sc., D.M.D. (Bonn.), Dental Lecturer in Orthodontia.
- (7) Dr. P. R. Manjekar, L.D.Sc., Demonstrator in Orthodontia.

Oral Surgery Department :

- (1) Dr. M. S. N. Ginwalla, L.D.Sc., D.D.S., M.S., F.I.C.D., Head of the Oral and Plastic Surgery Department and Professor in Oral Surgery.
- (2) Dr. P. V. Diwarjee, L.D.Sc., Lecturer in Exodontia and Local Anaesthesia and Clinical Assistant in Oral Surgery Department.
- (3) Dr. J. H. Mehta, M.B.B.S., D.A., Lecturer in General Anaesthesia and General Anaesthetist to Oral Surgery Department.
- (4) Dr. K. A. Kamat, L.D.Sc., Demonstrator in Exodontia.
- (5) Dr. V. B. X. Almeida, M.B.B.S., Demonstrator in General Anaesthesia.
- (6) Dr. Kali H. C. Kapadia, L.D.Sc., Demonstrator in Exodontia and Oral Surgery.

Periodontia Department :

- (1) Dr. (Snt.) T. M. S. Ginwalla, D.D.S., L.D.S., R.C.D.S., F.I.C.D., Head of the Periodontia Department and Professor in Periodontia.
- (2) Dr. S. B. Sathe, B.D.S., L.D.Sc., Lecturer (Full-time).
- (3) Dr. B. C. Gomes, L.D.Sc., Demonstrator in Periodontia Department.

Operative Department :

- (1) Dr. V. M. Khar, D.D.S., L.D.Sc., L.D.S., R.C.S. (Eng.), F.I.C.D., Head of the Operative Department and Professor in Operative Dentistry, Preventive Principles in Dentistry, Practice Management, Pre-Clinical Dentistry, Oral Medicine and Children's Dentistry.
- (2) Dr. S. S. Sheth, L.D.Sc., Lecturer and Demonstrator in Operative.
- (3) Dr. P. J. Pathare, L.D.Sc., Demonstrator in Operative Dentistry.
- (4) Dr. A. Oliver, L.D.Sc., Demonstrator in Oral Anatomy.
- (5) Dr. A. G. Dalvi, B.Sc., L.D.Sc., Clinical Assistant, Operative Dentistry.
- (6) Dr. P. H. Battiwalla, L.D.Sc., Demonstrator in Operative Dentistry.
- (7) Dr. S. A. Tellis, L.D.Sc., Demonstrator, Operative Dentistry.
- (8) Dr. L. F. Cardoza, L.D.Sc., Demonstrator, Operative Dentistry.
- (9) Dr. A. D'Costa, L.D.Sc., Demonstrator, Operative Dentistry.
- (10) Dr. F. E. Antia, L.D.Sc., L.D.S., R.C.S., Dental Surgeon in Children's Dentistry.
- (11) Dr. E. J. D'Souza, L.D.Sc., Demonstrator in Operative.
- (12) Dr. J. R. Kulkarni, L.D.Sc., D.M.D., (Clinical) Assistant.

Prosthetic and Crown and Bride Department :

- (1) Dr. Fali S. Mehta, L.D.Sc., D.M.D., F.I.C.D., Head of the Prosthetic and Crown and Bridge Department, Professor in Dental Prosthesis.
- (2) Dr. H. H. Thakore, L.D.Sc., Lecturer and Demonstrator in Dental Prosthesis.
- (3) Dr. H. V. Rau, L.D.Sc.D.R.D.P., Lecturer and Demonstrator in Crown and Bridge.
- (4) Dr. B. Roberto, L.D.Sc., Demonstrator in Crown and Bridge.
- (5) Dr. N. B. Javle, L.D.Sc., Demonstrator in Dental Prosthesis.
- (6) Dr. N. J. Visavada, L.D.Sc., Demonstrator in Dental Prosthesis.
- (7) Dr. B. C. Shroff, L.D.Sc., B.D.S., Clinical Assistant, Dental Prosthesis.
- (8) Dr. B. R. Hedge, L.D.Sc., Demonstrator in Prosthesis and Crown and Bridge.
- (9) Dr. A. R. Pinto, L.D.Sc., Demonstrator in Crown and Bridge.
- (10) Dr. C. B. Druwalla, L.D.Sc., Clinical Assistant, Dental Prosthesis.
- (11) Dr. B. R. Kankaria, B.D.S., Lecturer (Full-time).

Dental Pathology Department :

- (1) Dr. H. M. Dhalakia, L.D.Sc., (Bom.), L.D.S., R.C.S. (Eng.), Professor in Dental Pathology, Lecturer in Oral Diagnosis and Treatment Planning, Dental Physiology, Dental Histology and Dental Bacteriology.
- (2) Dr. J. M. Fonseca, L.D.Sc., Clinical Assistant, Examination and Treatment Planning Department.
- (3) Dr. (Mrs.) P. M. Matri, L.D.Sc., Demonstrator in Examination and Treatment Planning Department.

General Surgery Department

- (1) Dr. J. S. Shah, M.S., Lecturer in General and Clinical Surgery.
- (2) Dr. V. G. Diftary, M.S., Demonstrator in General Surgery (On Study leave).

General Surgery Department j Contd.—

- Dr. E. P. Soonawalla, M.S., F.R.C.S., Demonstrator in General Surgery.
3. Dr. K. A. Dalal, F.R.C.S., Demonstrator in General Surgery.

General Medicine Department"

1. Dr. S. C. Sheth, M.D., Lecturer in General and Clinical Medicine.
2. Dr. N. C. Amin, M.D., Demonstrator in General Medicine.
3. Dr. P. N. Dalal, M.D., Demonstrator in General Medicine.

General Materia Medica and Pharmacology"

1. Dr. W. B. Bhave, M.B.B.S., Lecturer in Materia Medica.
2. Dr. K. H. Gharat, M.B.B.S., Demonstrator, Materia Medica and Pharmacology.
3. Dr. M. S. Kekre, M.B.B.S., Demonstrator in Materia Medica and Pharmacology.
4. Mr. M. A. Chitnist, M.B.B.S., Demonstrator in Materia Medica and Pharmacology.

General Pathology and Bacteriology Department"

1. Dr. K. Raman, M.D., Honorary Pathologist and Lecturer in General Pathology.
2. Dr. T. P. Bhatadwaj, M.D., Lecturer in General and Dental Bacteriology (On study leave).
- Dr. D. M. Chaphekar, M.D., Lecturer in General and Dental Bacteriology.
3. Dr. L. Marguise, M.B.B.S., Demonstrator in Pathology and Bacteriology.
4. Dr. D. K. Daftary, B.D.S., Demonstrator in Pathology and Bacteriology.
5. Dr. (Miss) R. M. Mungre, L.D.Sc., Demonstrator in Pathology and Bacteriology.

Anatomy Department"

1. Dr. E. J. D'Souza, M.S., Lecturer in General and Special Anatomy.
2. Dr. M. B. Kher, M.Sc., (Anat.), Lecturer in General and Special Histology.
3. Dr. M. M. Tegghalli, M.B.B.S., Demonstrator, General and Special Anatomy.
4. Dr. M. L. Joshi, M.B.B.S., Demonstrator, General and Special Anatomy.
5. Dr. S. A. Mhandale, M.B.B.S., Demonstrator, General and Special Anatomy.
6. Dr. M. V. Deshpande, M.B.B.S., Demonstrator, General and Special Anatomy.

Radiology Department"

1. Dr. G. H. Nerurkar, M.B.B.S., D.M.R.E., Lecturer in General and Dental Radiology.
2. Dr. L. G. Shirwatkar, B.D.S., Lecturer, Radiology Department (Full-time).

Physiology and Bio Chemistry Department"

1. Dr. T. H. Rindani, M.D., Lecturer in General and Special Physiology.
2. Professor Narayan Rao, M.Sc., Lecturer in Bio-Chemistry and Metallurgy.
3. Dr. J. V. Bhatt, M.B.B.S., Demonstrator in Physiology.
4. Dr. M. G. Naik, M.B.B.S., Demonstrator in Physiology.
5. Dr. I. K. Ramchandani, B.Sc., M.D., Demonstrator in Bio-Chemistry and Metallurgy.
6. Dr. S. H. Kamat, M.Sc., Ph.D., Demonstrator in Bio-Chemistry.

Physical Instructor"

1. Shri N. N. Kajrolkar.

Artist"

1. Shri W. D. Pachare.

Assistant Artist"

1. Shri B. Krishnappa.

Professor Emeritus"

1. Dr. V. P. DeSa, D.D.S., F.I.C.D., Professor of Operative Dentistry.
2. Dr. D. J. D'Lima, L.D.S., R.C.S., Professor of Dental Pathology.

The Lokmanya Tilak Municipal General Hospital, Bombay

The name of the Institution has been changed from the Municipal General Hospital, Sion to Lokmanya Tilak Municipal General Hospital as per Corporation Resolution No. 239, dated the 8th May 1958. The Institution has completed 11 years of her existence in the year 1958-59. A report about the staff, departments and the work that was done during the year under reference in this Institution is given below:—

1. **Administrative Staff.**—Dr. S.V. Joglekar, M.S., F.C.P.S., held the post of the Superintendent from 1st April 1958 to 31st December 1958. Dr. V. S. Shevade, M.B.B.S., Assistant Medical Officer here was asked to look after the work of the Superintendent from 1st January 1959 to 31st March 1959 on an additional Special Pay of Rs. 200...00 per month.

Dr. V.S. Shevade, M.B.B.S., continued as Assistant Medical Officer except for the period from 3rd November 1958 to 3rd December 1958 during which he was on leave, Dr. M. J. Nerurkar, M.B.B.S., Senior Casualty Officer, was appointed as Ag. Assistant Medical Officer in his place during the leave period.

Dr. M. J. Nerurkar, M.B.B.S., Senior Casualty Officer was asked to look after a part of duties of the Assistant Medical Officer from 1st January 1959 to 31st March 1959 on an additional Special pay of Rs. 100 per month.

The names of Medical staff, with their designations and qualifications are given in Appendix No. 1.

2. **New Departments.**—The Department of Medical Examination of Food Handlers was started from 1st October 1958.

2. The Prophylactic Immunization Centre was started, as Anti-Rabic Department in the first place from 1st December 1958. This will subsequently be converted into full-fledged Prophylactic Immunization Centre.

3. **In-door Patients.**—The number of scheduled beds in the hospital was increased from 350 to 370 as per Corporation Resolution No. 811, dated the 28th October 1958.

The distribution of beds according to departments is shown in Appendix No. 2.

In spite of exercising strict restrictions on admissions the total number of patients admitted for indoor treatment during the year under report was 21,561 as against 20,525, 18,873 and 16,956 during the preceding three years respectively. Out of 22,031 (21,56 new admission plus 470 remained on 1st January 1958) indoor patients treated during the year under report, 6,924, 4,791, 1,443, 241, 84 and 14 were for Medical, Surgical, Ear Nose and Throat, Ophthalmic, Skin and Dental complaints respectively and 8064 were treated at the "Annapurnabai Deshmukh Hospital for Women" for deliveries and Gynaec complaints.

The statement giving result of treatment is shown below:—

	Cured	Relieved	Otherwise	Delivered	Left before Delivery	Died	Remained on 31-12-59
Lokmanya Tilak Municipal General Hospital, Medical Surgical and Other Departments	5,535	4,802	1,760	1,421	360
Annapurnabai Deshmukh Hospital for Women, Gynaec and Maternity	893	380	134	5,422	1,193	33	98
Total	6,428	5,182	1,894	5,422	1,193	1,454	458

In addition to 1,454 deaths among adults mentioned above, there were 551 deaths due to prematurity, still births and other causes among infant mortality. Out of 1,454 deaths, 652 took place within 24 hours of admission, 312 after 24 hours but within 3 days of admission and the remaining 490 died after three days of admission in the hospital.

4. **Out-Patients.**—Total number of patients treated in O. P. D. during the year under report was 5,79,453 as against 4,84,386, 4,43,526 and 3,88,849 during the preceding three years.

The highest in-patients and out-patients attendance on a single day was 520 and 2,602 respectively.

The summary of in-patients and out-patients classified according to departments and sex is given in Appendices Nos. 3 and 4.

The summary of in-patients according to the diseases and result of treatment is shown in Appendix No. 6.

The summary of general, aural, ophthalmic and dental operations performed according to the nature and results are given in Appendices Nos. 7 to 10.

The summaries of in-patients treated and operations performed in the "Annapurnabai Deshmukh Hospital for Women" have been shown in Appendices Nos. 11 and 12.

5. *Paying-Patients.*—The Scheme was given effect to from 1st September 1951. Rs. 10.00 and Rs. 500. per patient per day are being charged for Special Room and General Paying Ward respectively. The number of patients admitted during the year was as under :—

	1956	1957	1958
(1) General Paying Ward and Special Room	1,643	1,857	1,812
(2) No. of Operations performed on Paying patients—			
(i) Major	259	315	272
(ii) Minor	338	319	357

6. *Casualty Department.*—28,112 accident and other emergency cases were treated in the Casualty Department.

7. *Minor Surgery Department.*—6,770 minor operations were performed in the Minor Surgery Department.

8. *Pathology Department.*—93,186 investigations were carried out in the Department of Pathology and Bacteriology out to which, 48,346 were carried out on out-patients and 44,840 were carried out on in-patients and 1359 investigations were carried out for K. B. Bhabha Hospital, Bandra, during the same period and 2,64 autopsies were performed. The details have been shown in Appendix No. 13.

9. *Anaesthesia Department.*—The department of Anaesthesia is working in close collaboration with the Departments of Surgery, E. N. T. Midwifery and Gynaecology. During the year under report the total number of patients that received anaesthesia were 6,509. Out of which 4,175 patients received regional anaesthesia, 1,495 patients received endotracheal anaesthesia, 673, patients received the open drop technique anaesthesia and 166 patients received intravenous anaesthesia.

10. *Electro-Cardiography Department.*—Electro Cardiographic tracings were taken on 470 patients. Out of which 343 were taken on male patients and 127 were taken on female patients. The details have been shown in Appendix No. 14.

11. *X-ray Department.*—The work done by the X-ray Department has been shown in Appendix No. 15.

12. *Occupational Therapy Department.*—The Assistant Director, O. T. T. school, K. E. M. Hospital requested the department to give permission for clinical training for four months to the final year students. Accordingly one student attended during the year 1958.

Nine plastic splints have been prepared in the departments. The number of cases treated in the department was 960. The details of cases treated by the O. T. Department have been shown in Appendix No. 16.

13. *Physico-Therapy Department.*—The total number of cases treated by the department was 1721. Full particulars of cases treated have been shown in Appendix No. 17.

14. *Medico-Social Service Department.*—The Social Worker had to deal with numerous and complex problems regarding patients. She had to pay visits to the patient's home to study economic, social and vocational factors and to find out ways and means to relieve the patient's anxieties. She had also to follow up cases and appointments with medical officers at this Institution whenever it became necessary to recheck the patients' conditions. During the year under report the department had supplied injections, medicines, skimmed milk powder to 496 need patients and rendered help to 375 patients for placement, rehabilitation etc.

15. *Nurses Training School.*—27 student nurses were sent for Examination in Midwifery during the year and all have passed. 17 Staff nurses were sent for the examination of Sisters post and 6 have passed.

One Staff Nurse was sent to the College of Nursing, Delhi, for Ward Sisters Course.

One Sister was sent for "Refresher Course," sponsored by W. H. O.

16. *Library.*—75 books on medical subject and 2 books on non-medical subjects were purchased during the year bringing the total number of books to 637. 60 journals were subscribed for during the year and 6 journals were received as donation. The medical staff of the hospital make full use of this facility.

17. *Medical Staff Society.*—Medical Staff Society was established during the year 1956. 8 meetings were held during the year under report. Papers on interesting subjects were read by the medical staff.

18. *Social Activities.*—The 11th Anniversary of the Institution was celebrated on 1st March 1958 when a Variety Entertainment Programme including Marathi Drama was arranged by the members of the Staff of this hospital. Shri M. V. Donde, B.A., M.L.C., Mayor of Bombay, presided over the function.

"Hospital Practice.—Under C. R. No. 1017 dated the 14th December 1953, Post graduate candidate have been permitted to do practice on payment of Schedule fee of Rs. 15-00 per mensem. It was given effect to from 1st June 1953".

19. Recognition of the L. T. M. G. Hospital for teaching post-graduate and under-graduate students. The L. T. M. G. Hospital is affiliated to the University of Bombay and to the College of Physicians and Surgeons of Bombay for post-graduate as well as under-graduate students. The hospital has been attached to the T. N. M. College for clinical instructions to the under graduate students.

20. *Poor Box Fund.*—The amount in the Poor Box Fund on 31st March 1958 stood at Rs. 1,25,737.21. Collections from the Charity boxes, donations, sale of drugs and injections and other miscellaneous receipts during the year under report amounted to Rs. 73,780.54 and expenditure amounted to Rs. 72,146.99. The amount in the P. B. Fund as on 31st March 1959 stood at Rs. 1,27,370.76 (details given in appendices No. 18 and 19).

The list of donors who have donated Rs. 50.00 and above is given in Appendix No. 20.

21. *Expenditure.*—The approximate total expenditure was Rs. 16,65,750.00. The diagram in appendix No. 21 shows the percentage of expenditure on every item of expenditure.

The detailed expenditure per patient per day compared with the year 1957 is given below

Expenditure on per out patient per day

Year	Medicines Drugs and equipments	Stores and Linen	Heating and Lighting	Miscella- neous	Establish- ment	Repairs to Bldgs.	Total
1957	0.25	0.04	0.03	0.05	0.53	0.02	0.92
1958	0.28	0.03	0.02	0.05	0.52	0.01	0.91

Expenditure on per in-patient per day.

Year	Diet	Medicines Drugs and equipment	Stores and Linen	Heating Lighting	Miscella- neous	Establish- ment	Repairs to Buildings	Total
1957	0.98	1.50	0.47	0.34	0.58	3.20	0.26	7.33
1958	1.04	1.64	0.39	0.26	0.60	3.13	0.12	7.18

LOKMANAYA TILAK MUNICIPAL GENERAL HOSPITAL, BOMBAY 22

INDEX OF APPENDIX

Appendix No.	Particulars.
1	Medical Staff.
2	Distribution of beds according to departments.
3	Summary of the patients admitted (classified according to department and sex.)
4	Summary of Out-patients (new and old classified according to Department and sex.)
5	Summary of In-patients, Out-patients and operations.
6	Summary of In-patients (classified according to disease and result of treatment).
7	Summary of General Operations performed (classified according to the nature and result.
8	Summary of Aural Operations (classified according to the nature and result).
9	Summary of Ophthalmic Operations (classified according to the nature and result).
10	Summary of Dental Operations.
11	Summary of In-patients treated in the Annapurnabai Deshmukh Hospital For Women (classified according to disease and result of treatment)
12	Summary of operations performed in the Annapurnabai Deshmukh Hospital For Women (classified according to nature and result).
13	Summary showing Pathological, Bacteriological and Biochemical investigations done on Out-patients and In-patients including autopsies and intravenous solutions manufactured in the Pharmacy Section.
14	Statement showing Electro-Cardiographic Tracings.
15	Statement showing the work done in the X-Ray Department.
16	Statement showing the number of patients treated in the Occupational Therapist Department
17	Statement showing the number of patients treated in the Physiotherapist Department.
18	Statement showing the accounts of Poor Box Fund.
19	Balance Sheet of Poor Box Fund...
20	List of donors.
21	Chart showing allocation of grants etc.,

LOKMANAYA TILAK MUNICIPAL GENERAL HOSPITAL, BOMBAY 22

Appendix No. 1

1.	Dr. D. D. Vora M.D., F.C.P.S., M.R.C.P (Lond.)	Physician.
2.	Dr. S. H. Chitnis M.S. (Bom.)	Surgeon.
3.	Dr. B. V. Aroskar M.D., (Bom.)	Obstetrician and Gynaecologist.
4.	Dr. G. H. Nerurkar M.B.B.S., D.M.R., D.M.R.E.	Honorary Radiologist.
5.	Dr. G. B. Hanji M.B.B.S., D.A.	Anaesthetist.
6.	Dr. H. C. Merchant M.D., (Bom.)	Senior Medical Registrar.
7.	Dr. M. V. Choksey M.B.B.S.	Do.
8.	Dr. M. N. Ghegwala M.S. (Bom.)	Senior Surgical Registrar.
9.	Dr. A. D. Dias M.S. (Bom.)	Do.
10.	Dr. J. H. Fonseca M.D. (Bom.)	Senior Gynaec Registrar.
11.	Dr. P. G. Baxi M.D. (Bom.) D.C.H.	Do.
12.	Dr. T. K. Mahija M.B.B.S., F.C.P.S., D.V.D.	Honorary Dermatologist.
13.	M. D. Joglekar B.Sc., M.B.B.S., D.O., M. S.	Ophthalmic Surgeon.
14.	Dr. K. N. Kamdar M.B.B.S., D.M.R.D.	Honorary Assistant Radiologist.
15.	Dr. S. R. Rege M.S., F.C.P.S., D.L.O.	Honorary Aural Surgeon.
16.	Dr. R. B. Raut L.D.S. (Bom.) F.I.C.D.	Honorary Dental Surgeon.
17.	Dr. R. G. Modak M.D. (Bom.)	Part-time Pathologist.

Acting and New Appointments.

Dr. D. D. Vora, Physician was on leave from 16th October 1958 to 15th November 1958 and during that period Dr. H. C. Merchant, Senior Medical Registrar was appointed.

Dr. S. H. Chitnis, Surgeon, was on leave from 14th May 1958 to 31st May 1958 and during that period no acting arrangement was made.

Dr. G. B. Hanji, Anaesthetist was on leave from 1st November 1958 to 30th November 1958 and during that period a temporary post of Casualty Officer in the grade of Rs. 200-10-240 plus Free Quarters plus Dearness Allowance was created, and was filled in from that date.

Dr. M. N. Gheewala, Senior Surgical Registrar proceeded on long leave from 1st February 1956 and during that period Dr. N. V. Nimbkar was appointed as Ag. Senior Surgical Registrar.

THE LOKMANYA-TILAK MUNICIPAL GENERAL HOSPITAL BOMBAY 22.

APPENDIX No. 2.

Distribution of beds according to departments :

Department	Male	Female	Children	Total
(A) Non Paying Beds :				
Medical	58	50	23	131
Surgical	56	23	9	88
Gynaec and Obstetric	...	70	...	70
Ear Nose and Throat	2	2	3	7
Skin	2	2
Ophthalmic	2	2
Total	120	145	35	300
(B) Part Paying Beds :				
Medical	12	6	...	18
Surgical	13	6	...	19
Gynaec and Obstetric	...	13	...	13
Total	25	25	...	50
(C) Beds Reserved for B. E. S. and T. Undertaking Staff				
				20
Total Number of Beds				370

LOKMANYA TILAK MUNICIPAL GENERAL HOSPITAL, BOMBAY 22.

APPENDIX No. 5.

(A) In Patients—1958	
(1) Strength of Beds...	370
(2) Daily Average Number of In-Patients	426.03
(3) Daily Average Number of Admissions	59
(4) Total Number of Indoor Admission	21,561
(5) Average number of days each patient was resident	7.25
(B) Out Patients	
(1) Total number of new out patients	1,34,030
(2) Daily average number of New Out Patients	445.2
(3) Total Number of Old Out Patients	4,45,423
(4) Daily average number of Old Patients	1,479.8
(5) Daily average number of New and Old Out Patients	1,925
(C) Operations	
(1) Total number of Operations performed on inpatients	7,793
(2) Total number of operations performed on outpatients	6,770

APPENDIX No. 18.

Statement of Accounts for year 1958-59

RECEIPTS	Rs.	EXPENDITURE	Rs.
By Balance in hand as on 31-3-1958	1,25,737.21	To Revenue Stamps	19.14
By Collection from the Boxes	5,034.02	To Conveyance charges	92.73
By Donations	3,786.13	To Purchase of costly medicines	41,622.26
By Miscellaneous	3,695.51	To Purchase of blood transfusion	20,540.03
By Sale of Blood Transfusion and Plasma	9,053.26	To Miscellaneous Expenditure	5,358.67
By Interest	1,877.94	To Printing and Stationary	120.75
By Issue of Certificates	6,528.00	To Establishment Charges	1,112.17
By Sale of costly drugs	43,551.76	To Moiety to R.M. Os...	3,268.50
By Royalty of O. P. D. Canteen	253.82	To Bad coins	12.47
By way of conversion into a new coinage	0 10		
		Deposit with Municipal Co-operative Bank Ltd.	30,000.00
		National Saving Certificates	50,000.00
		Municipal Debentures	24,875.00
		Balance in Central Bank of India	4,088.86
		Balance in Maharashtra Bank Ltd.	18,228.53
		Balance in hand	178.37
Total	1,99,517.75	Total	1,99,517.75


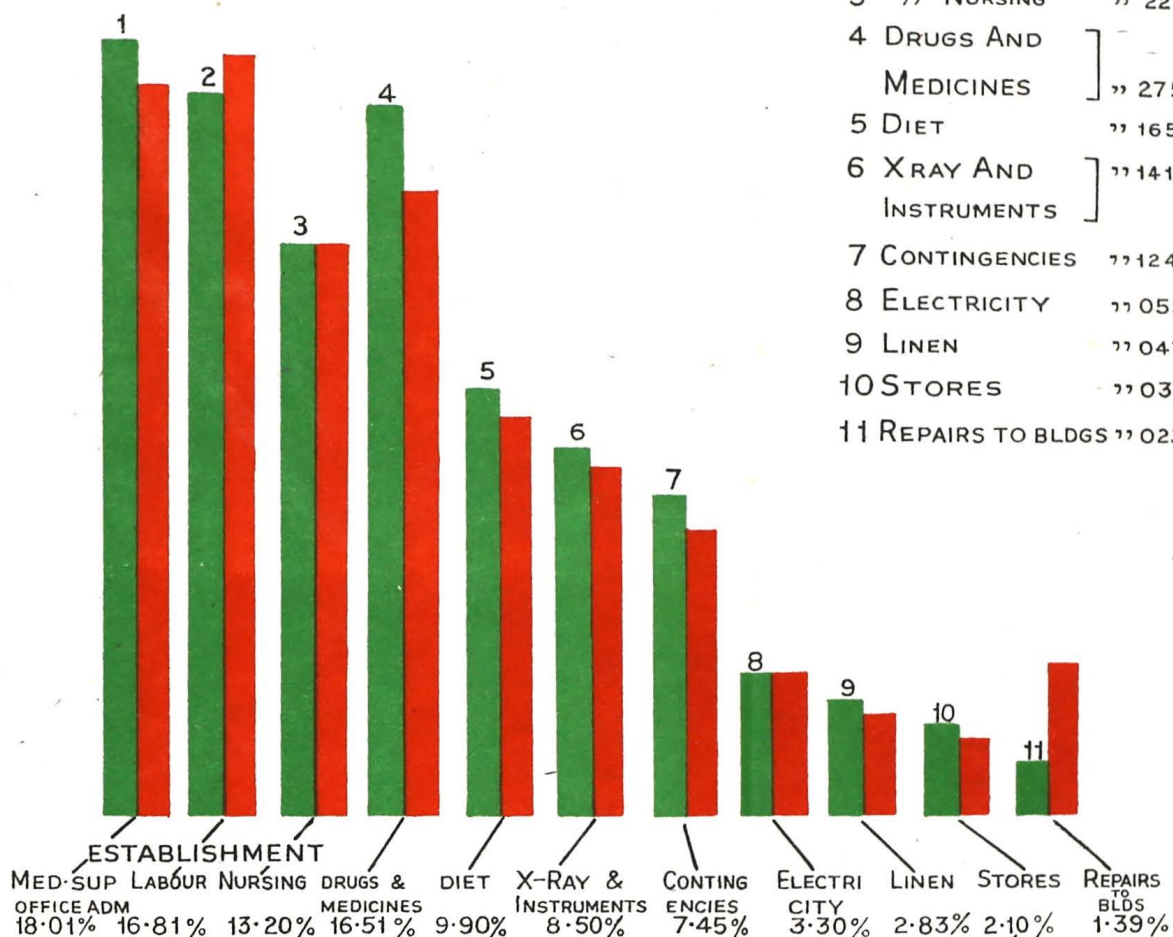
APPENDIX 21

ALLOCATION OF GRANTS FOR THE YEAR 1958.

1958 1957



1	ESTT. MED. SUP. & OFFICE ADM	Rs. 300000
2	LABOUR	" 280000
3	NURSING	" 220000
4	DRUGS AND MEDICINES	" 275000
5	DIET	" 165000
6	X-RAY AND INSTRUMENTS	" 141600
7	CONTINGENCIES	" 124000
8	ELECTRICITY	" 055000
9	LINEN	" 047150
10	STORES	" 035000
11	REPAIRS TO BLDGS	" 023000



YEAR	PATIENTS TREATED		OPERATIONS PERFORMED	DELIVERIES
	O. P. D.	INPATIENTS		
1957	4,84,386	20,525	14,580	4,769
1958	5,79,453	21,561	14,563	5,422

APPENDIX No. 19.

Balance Sheet for 1958-59.

LIABILITIES:	Rs. nP	ASSETS:	Rs. nP:
Fund Account balance ...	1,25,737.21	Cash balance in hand on 31-3-1959 ...	178.37
Excess of receipts over payment ...	1,633.55	Cash balance in Central Bank of India Ltd. ...	4,088.86
		Cash balance in Maharashtra Bank Limited ...	18,228.53
			Rs.
		Deposit with Municipal Co-operative Bank ...	30,000.00
		National Saving Certificates ...	50,000.00
		Municipal Debentures ...	24,875.00
			Rs.
Total ...	1,27,370.76		1,27,370.76

APPENDIX No. 20.

Statement showing the donations of Rs. 50/- or above received during the year 1958-59.

Name	Amount:
(1) Shri Prabhu Bhakta	1,237.50
(2) Secretary, Sheth Virjee Pery Muskai Trust	50.00
(3) Shri T. A. Sonavane	150.00
(4) Shri P. D. Nariwalla	100.00
(5) Smt. Kuwarji Damji	50.10
(6) Shri Chandrashekhar Shridhar	400.00
(7) Shri S. S. Krishanan	51.00
(8) Smt. Dhanvantibai Motoomal	51.00
(9) Shri L. K. Dhruva	100.00
(10) Shri S. H. A. Vakil	50.00
(11) General Secretary, Indian Red Cross Society	400.00
(12) Messrs. Zandu Pharma Works	101.00
(13) Shri M. H. Koolar Irani	116.16
(14) Messrs. The Tata Mills Ltd.	250.00
(15) Shri Anant Govind Maydeo	50.00
(16) Shri V. R. Mani	51.00
Total	3,208.66

GROUP OF MUNICIPAL T. B. HOSPITALS, SEWRI

The Group of T. B. Hospitals consists of (1) Ramesh Premchand T. B. Hospital (274 beds); (2) the Bhadurji Block (84 beds), (3) two Extension Blocks—Katcha hutments—(100 beds); the Isolation Centre at Dadar, having 88 beds, is under administrative control of the Medical Superintendent, Group of T. B. Hospitals. Reservation of 100 beds at the Sarvodaya Hospital, Ghatkopar, was continued during the year under report. Thus, the total bed-strength made available by the Corporation was 646. There are three T. B. Clinics attached to these Hospitals, viz., Ramkunwar Daftary T. B. Clinic, Dadar, the Princess St. T. B. Clinic, and the Foras Road T. B. Clinic. One more T. B. Clinic at Khar was constructed and equipped during the year under report and the same will be opened in 1959.

Dr. M. S. Kavarana, M.B.B.S., F.C.P.S. (Bom.), D.M.R.E. (Cantab.), D. D. D. (Wales), was in charge of the Group of T. B. Hospitals and the T. B. Clinics, as Superintendent during the year.

Dr. S. A. Shah, M.B.B.S. (Bom.), T.D.D. (Madras), D.M.R.E., D.P.H. (Bom.), and Dr. I. D. Killawalla, M.B.B.S., T.D.D. (Bom.), were the Assistant Medical Officers during the year.

Dr. J. H. Vanarase, M.B.B.S. (Bom.), T.D.D. (Wales), was the Medical Officer at the Princess Street T. B. Clinic.

Dr. G. S. Perhar, M.D. (Tuberculosis), was appointed Medical Officer at the Foras Road T. B. Clinic, from 11th August 1958; and he continued to hold the post during the year.

Dr. M. M. Dahodwala, M.B.B.S., T.D.D. (Bom.), was the Medical Officer, at the Ramkunwar Daftary T. B. Clinic and Isolation Wards (88 beds).

The beds in the group of T. B. Hospitals were divided into 5 Medical and 4 Surgical Units, as in the preceding year.

The Honorary Staff of the Group of T. B. Hospitals was as shown in Appendix No. 1.

Details of bed accommodation:—

	Males.	Females.	Total.
(1) Group of T. B. Hospitals, Sewri			
(a) Medical	156	129	285
(b) Surgical	114	59	173
	270	188	458
(2) The Isolation Centre attached to the Ramkunwar Daftary T. B. Clinic, Dadar	44	44	88
(3) Sarvodaya Hospital, Ghatkopar	70	30	100
Total	484	392	646

Admissions

The number of patients suffering from Pulmonary Tuberculosis in various stages of the disease treated at the Group of T. B. Hospitals during the year, is shown in appendix No. 2.

Details of admissions and deaths are shown in appendix No. 3 and 4. The heaviest morbidity was in the age-group of 21 to 25 years and the highest incidence of death was also in the age-group of 21 to 25 years.

Out-patients Department

The three T. B. Clinics serve as the main feeding centres of the Group of T. B. Hospitals. The patients referred by the T. B. Clinics and other institutions for hospitalization, are examined at the Group of T. B. Hospitals by the Honorary Staff and patients considered suitable for admission are registered on the waiting list.

Welfare Centre.

A well equipped welfare centre staffed by part-time workers and supervised by the Labour Officer of the Bombay Municipal Corporation continued its activities such as games, debates, and entertainment programmes during the year.

Works Committee and Panel Committee

The Works Committee established in the year 1950 as per the Adjudicator's Award, continued functioning during the year. Similarly, the Panel Committee consisting of the Asstt. Medical Officer, Matron, the Labour Officer and a representative of Labour staff, investigated the offences committed by the members of the Labour staff. 8 meetings of the Panel Committee were held during the year.

Visitors.

The Mayor of Delhi Corporation, Smt. Aruna Asafalli, visited these Hospitals in the month of December 1958.

Teaching.

Instructions in clinical tuberculosis were imparted to the under-graduates of the G. S. Medical College, preparing for the M. B. B. S. degree examination of the University of Bombay.

Special Features

One more operation theatre was provided on the additional floors raised on the R. P. T. B. Hospital building and was equipped on the most modern lines during the year under report. The operation theatre will start working within a short time.

Histo-pathological work was undertaken during the year. Many of the histo-pathological examinations for which we had hitherto to depend upon other institutions and laboratories, were carried out in these Hospitals independently, during the year.

The various departments of these Hospitals had the advantage of the most modern and up-to-date apparatus and equipment. All the departments *viz.*, (1) the X-ray Department, (2) the Laboratory, (3) the Ear-Nose-Throat Department, (4) the operation theatre and (5) the discharged patients follow-up and the out-door A.P., P.P. Centre, worked smoothly and did useful work.

(1) X-ray Department

There were three X-ray plants in the department, (i) High power 400 M.A. machine for Radiography and Tomography, (ii) one 60 M.A. machine for routine screening of patients and out-patients coming for A.P., P.P. Refills and (iii) one portable machine for taking X-ray of freshly operated cases and other acute cases and cases with haemoptysis. One more X-ray developing tank in addition to the existing one was purchased during the year, as the X-ray work increased considerably.

The number of skiagrams taken were 13157; screenings done were 19,749; and bronchographies done were 88.

(2) Laboratory

The laboratory had the advantage of complete equipment including an incubator for cultural work, high pressure steam autoclave, a hot-air oven sterilizer, microscopes, distilling plants, centrifugal machines, electro-photometers for blood chemistry work and a 30 cubic feet refrigerator for storing sera, vaccine, blood for transfusion, etc., As stated above, the Histo-pathological work was started in our laboratory and special instruments like microtome, paraffin embedding bath were purchased. The work done in the laboratory is shown in appendix No. 5.

(3) Ear Nose Throat Department

179 new and 25 old cases were examined in the department during the year; and 88 bronchoscopies were performed on patients.

(4) Operation Theatre

The operation theatre was fully equipped with the most modern devices, instruments and appliances. A battery of electrically operated high pressure sterilizers, hot and cold water sterilizer, instrument sterilizer, germicidal lamps, thermotic drainage pumps, suction pumps, electro-coagulation diathermy machine, a Comput Overhold operation table for thoracic surgery, a general surgery operation table with extra devices and complete sets of up-to-date instruments for chest surgery are included in the equipment provided. The operation theatre being air-conditioned, provided comfort to the surgeons and the staff during operations which were often of prolonged duration. During the year, steps were taken to equip and aircondition the new and bigger operation theatre provided on one of the additional floors raised over the R. P. T. B. Hospital building. A complete set of sterilizers, anaesthesia apparatus, special theatre lights (deep focus) electro-coagulation diathermy machine, suction pumps, etc., were purchased and supplied to this second theatre.

Details of surgical work done in the operation theatre during the year 1958 are given in appendix No. 6.

(5) Discharged patients' follow-up Department and out-door A.P. and P.P. refill centre.

The follow-up of discharged patients, and giving them A.P. and P.P. refills was continued during the year. The administration of A.P. and P.P. refills after their discharge was considered to be the best way by which continuity of treatment and follow-up of the patients could be maintained. Such refills were also given at the Municipal T. B. Clinics at Princess Street, Foras Road and Dadar, where such of the patients as were staying near-by those clinics and so were finding it convenient to go there, were directed. The discharged patients were followed up by the Honorary Staff by regular periodical check-up at the Group of T. B. Hospitals.

The total number of such A. P. and P.P. refills given was 17 and 19, 941, respectively.

There were 485 new admissions to the out-door A.P. and P.P. Refill Department during the year.

The A.P. and P.P. work done in the wards is shown in appendix No. 7.

(6) Out-Patients Department

The patients are first examined at the Municipal T. B. Clinics and those requiring hospitalization are directed to the Group of T. B. Hospitals by the clinics, for re-examination and placing on the waiting list of admissions. The number of new cases examined by the Honoraries at the G. T. B. Hospitals for registration on waiting list during the year was 4735.

(7) Staff Accommodation

The construction of three new buildings having a total accommodation of 72 tenements was completed during the year and the quarters were occupied by the labour staff who were so far housed in temporary katcha hutments. These hutments have since been demolished.

(8) Expenditure.

The average expenditure per patient per day was Rs. 7.66. The total annual expenditure on the Group of T. B. Hospitals amounted to Rs. 12,11,791.20 as against Rs. 10,59,430 during the previous year. The rate of charges for the patients hospitalized at the Sarvodaya Hospital, Ghatkopar, on behalf of the Bombay Municipal Corporation was revised from Rs. 4 to Rs. 5 per patient per day due to increase in the cost of living and medicine. The expenditure incurred on the patients accommodated on the reserved beds at this hospital was Rs. 1,82,140 plus Rs. 10,000 for medicines.

(9) Poor Box Fund

The account of the Poor Box Charity Fund is as follows:

Opening balance on 1st January 1958	Rs. 13,630.71
Total collections during the year	5,527.28
Amount received from H. O. from the amounts deposited in the Poor Box Fund of the Public Health Department prior to the transfer of these Hospitals to the General Unit	11,392.00
Amount spent during the year	4,395.28
Balance on 31st December 1958	26,154.71

(for details of expenditure see Appendix No: (7A).)

(10) Donations.

A monthly donation of Rs. 100 was received regularly from Messrs. British India Steam Navigation Company Ltd., through their agents *viz.*, Messrs. Mackinnon Mackenzie & Co., Private Ltd.

Donations of dietary articles like rice, wheat, milk-powder, cheese, corn syrup, etc., were received from the following agencies for distribution to the poor and needy patients, and the same were distributed to the patients attending the Group of T. B. Hospitals for A.P., P.P. Refills, and treatment.

- (1) His Eminence, the Cardinal, through Rev. Ignitius Lobo, Archbishop's House, Bombay 5, and
- (2) Committee on Relief and Gift Supplies, 20, Bell Building Fort, Bombay, through Chandra K. Bhaseen.

Sundry Donations

- (i) From Shri Prabhu Bhakta—Rs. 300 for blood transfusion.
- (ii) From the Managing Trustee, Hanuman Temple, Dadar—Rs. 251.
- (iii) From one Dr. R. P. M.—R. 146.
- (iv) From Smt. Dhanavanti Mutumal—Rs. 51.
- (v) From Messrs. International Sewing Machine Co.—Rs. 50.
- (vi) From Shri J. M. Kurva—Rs. 10.
- (vii) From Shri T. S. Abuja—Rs. 2.

(11) T. B. Isolation Centre, Dadar.

The Ramkunwar Daftary T. B. Isolation Centre at Dadar, carried out very useful service by providing isolation facilities to the heavily infected tuberculosis patients staying in congested homes. Patients in advanced stages were segregated from their homes where they were potent source of spread of infection. Preference in admission was given to those staying within a short distance from this Centre so that their relatives could see their dear ones without much trouble and also provide the two principal meals every day. Milk, eggs, butter, fruits, etc., were supplied to the patients at Municipal cost.

Work done at this Isolation Centre is as per appendix No. 12 and 13.

This Isolation Centre is a fore-runner of other such centres which the authorities of the Corporation are desirous of opening in Greater Bombay when the funds and accommodation permit, so that infectious T. B. cases from thickly populated areas can be isolated.

(12) T. B. Clinics.

The T. B. Clinics at Princess Street, Foras Road and Dadar, did good work by providing X-ray facilities for initial diagnosis of suspected T. B. cases, and submitting the X-ray reports to the medical practitioners who widely patronised these clinics. Besides, old patients, and patients discharged from the T. B. Hospitals (G. T. B. Hospitals, Sarvodaya Hospital) are given A.P. and P.P. Refills and other treatment prescribed for them at these clinics. They are regularly followed-up through the Health Visitors.

Since there is limited accommodation at the Group of T. B. Hospitals where only those needing special attention and treatment could be hospitalised, it was found necessary to give out-door treatment to the detected cases of T. B. irrespective of whether they require immediate hospitalisation or not. This method of giving out-door treatment to all, helped the authorities to check the infection besides giving immediate relief to those affected by tuberculosis.

Work done at the Clinics is shown in appendix No. 8 to 10.

Another T. B. Clinic at Khar is awaiting inauguration. This clinic is also will equipped on modern lines with a miniature camera and an X-ray machine and laboratory, etc. The X-ray machine and laboratory equipments have been donated by the Government of India under their provisions made in the Second Five Year Plan for establishment and upgrading the T. B. Institutions.

Appendix No. 1 (1958)

List of Honoraries working at the Group of T. B. Hospitals during the year 1958:—

5 Honorary Physicians—

- (1) Dr. S. S. Ugrankar, M.B.B.S., M.R.C.P. (Lond).
- (2) Dr. R. M. Patel, M.D. (Bom.), T.D.D. (Wales).
- (3) Dr. S. P. Mehta, M.D. (Bom.).
- (4) Dr. N. M. Shah, M.D. (Bom.), M.R.C.P. (Lond.).
- (5) Dr. M. D. Deshmukh, M.R.C.P. (Lond.), T.D.D. (Wales).

3 Honorary Assistant Physicians—

- (1) Dr. J. H. Thacker M. D., D.C.H., D.M.R.E. (Ecm.).
- (2) Dr. S. D. Store, F.C.P.S., M.D. (Bom.), M.R.C.P. (Ed).
- (3) Dr. T. B. Master, M.D., F.C.P.S. (Bom.), T.D.D. (Wales).

3 Clinical Assistants (Medical)—

- (1) Dr. B. N. Lulla, M.D. (Bom.), M.R.C.P. (Ed).
- (2) Dr. S. L. Balse, M.D., M.R.C.P. (Lond.), M.R.C.P.E., D.C.H. (Eng.), D.T.M. & H.
- (3) Dr. J. C. Kothari, M.D. (Bom.).

4 Honorary Surgeons—

- (1) Dr. C. S. Patel, M.B., L.R.C.P., F.R.C.S. (Eng.).
- (2) Dr. M. K. Vora, M.S. (Bom.).
- (3) Dr. K. N. Dastur, M.S. (Bom.), F.R.C.S. (Eng.).
- (4) Dr. K. A. Dalal, M.B.B.S. (Bom.), F.R.C.S. (Ed.).

4 Honorary Assistant Surgeons—

- (1) Dr. M. P. Mehta, M.S. (Bom.), F.R.C.S. (Ed.), F.R.C.S. (Eng.).
- (2) Dr. V. S. Sheth, M.B.B.S. (Bom), F.R.C.S. (Eng.).
- (3) Dr. Y. L. Ganjawala, M.B., F.R.C.S. (Ed).
- (4) Dr. N. A. Shah, M.S. (Bom.), F.R.C.S. (Eng.).

1 Honorary E. N. T. Surgeon—

- (1) Dr. O. Chandra, D.L.O., M.S. (Madras).

1 Honorary Anaesthetist—

- (1) Dr. P. J. Nawathe, M.B.B.S., D.A. (Bom.).

2 Honorary Assistant Anaesthetists—

- (1) Dr. M. B. Thakar, M.B.B.S., D.A. (Bom.).
- (2) Dr. D. V. Meher, M.B.B.S., D.D. (Bom.).

1 Honorary Radiologist—

- (1) Dr. S. S. Kaldare, M.B.B.S., D.M.R.E. (Bom.).

1 Honorary Pathologist—

- (1) Dr. M. G. Pradhan, M.B.B.S. (Bom.), D.T.M. & H. (Eng.), Ph.D. (Lond).

Appendix No. 2.

Cases treated and the result of treatment.

(1) Cases remaining on the 1st January 1958	...	443				
			Early.	Advanced.		
(2) New cases admitted from 1st January 1958 to 31st December 1958.	2,752	Male.	Female.	Male.	Female.	
		1,161	771	456	364	
(3) Total number of cases treated during 1958	3,195		1,932		820	
Analysis of result.						
(a) Discharged as improved	1,979					
(b) Discharged as not improved	291					
(c) Non-tuberculosis cases	62					
(d) Left against medical advice	207					
(e) Patients died during the year	224					
(f) Patients remaining on 1-1-1959	432					
	3,195					

Appendix No. 3.

Admissions according to age-group

Upto	5	10	15	20	25	30	35	40	45	50	55	60	65	70	75	80	85	90	Total.
...	15	68	411	756	587	285	236	142	113	81	51	7	11	2	4	1	2	2,752	

Appendix No. 4.

Deaths occurred according to age-group.

Upto	5	10	15	20	25	30	35	40	45	50	55	60	65	70	75	80	85	90	Total
	...	2	4	24	45	47	23	24	17	16	10	8	1	1	...	2	224

Appendix No. 5.

Work done in the Laboratory.

	Blood count	2,867
	Blood E. S. R.	8,654
	Blood grouping	1,012
	Blood matching	775
	Bleeding and clotting time	202
	Sputum (slide) examinations	10,554
	Sputum (Culture)	8
	Sputum examination (Cenc. Method)	4,872
	Urine examination	2,775
	Faeces examination	2,576
	Miscellaneous tests	90
	Sensitivity tests	39

Appendix No. 6.

Surgical work done in the Operation Theatre.

(A) Surgical Operations performed

	Phrenic Evulsions	84
	Thoracoplasty	104
	Lobectomy	117
	Pneumonectomy	50
	Miscellaneous operations	41
	Total	396

(B) Special examinations

	Bronchography	111
	Bronchoscopy, Laryngoscopy and Oesophagoscopy	85

Appendix No. 7.

A.P. and P.P. work done in the Wards.

	Primary A. Ps.	2
	Primary P. Ps.	1,306
	Refills A.P.	4,999
	Refills P. P.	4,999

Appendix No. 7 A.

Poor Box Charity Fund Accounts.

(a)	Cost on blood transfusion	3,715.00
(b)	Establishment charges	100.00
(c)	Moiety paid to Medical Staff	202.96
(d)	Miscellaneous expenditure	377.32

Total 4,395.28

Work Done at the T. B. Clinics.

Appendix No. 8.

Cases examined at the different T. B. Clinics during the year 1958.

	Princess St.	Foras Rd.	Dadar.	Total.
New cases of Pulmonary T. B.	8,374	2,372	4,857	15,603
New cases of T. B. of other parts	Nil.	Nil.	Nil.	...
New cases of non-tuberculosis	22,471	5,597	4,398	32,466
Total attendance of new cases	30,845	7,969	9,255	48,069

Appendix No. 9.

Cases detected as per age-group.

Upto	10	15	20	25	30	35	40	45	50	55	60 & above.	Total
Princess Street	257	163	1,191	2,019	1,767	920	747	436	483	391	...	8,374
Foras Road	58	57	366	631	470	274	219	106	88	103	...	2,372
Dadar	360	157	755	1,178	899	469	383	226	209	87	134	4,857

Appendix No. 10.

Other works done at the Clinics.

	Princess St.	Foras Rd.	Dadar.	Total.
Total No. of contacts examined	1,647	424	1,575	3,646
Total No. of sputum examinations	739	...	3,574	4,313
Total No. of domiciliary visits	3,938	1,600	3,304	8,842
Total No. of radiograms taken	204	...	3,624	3,828
Total No. of screenings done	46,551	13,055	16,187	75,793
Total No. of attendance at the clinic	40,068	20,462	27,198	87,728

A.P. and P.P Work done.

(a) Primary A. Ps. and P. Ps. induced at the clinic	4	6	172	182
(b) No. of cases referred
(c) Total No. of A.P. and P.P. refills given	6,831	15,100	6,531	18,462

Appendix No. 11.

Work done in the Laboratory, Dadar T. B. Clinic.

Blood Count	284
Blood matching	...
Blood Group	...
Sputum concentration	3
Total sputum examinations	5,092
Blood E. S. R.	3,632
Total urine examinations	201
Total faeces examinations	84
Miscellaneous tests	Nil.
Bleeding and clotting time	Nil.

Appendix No. 12.

Admissions at the Isolation Wards, Dadar.

(1) Cases remaining on 1st January 1958	76 (34 M. and 42 F.).
(2) New cases admitted from 1st January to 31st December 1958	266 (150 M. and 116 F.).
(3) Total number of cases treated during the year	342

Analysis of result

(a) Discharged as improved	120
(b) Discharged as not improved	19
(c) Non-tuberculosis cases	...
(d) Left prematurely against advice	85
(e) Patients died during the year	38
(f) Patients remaining on 1st January 1959	80
Total	342

Appendix No. 13.

Admissions and deaths according to age-groups.

Age-group.	No. of patients admitted.	No. of patients died.
1-5
6-10	17	1
11-15
16-20	47	6
21-25	64	9
26-30	55	4
31-35	18	2
36-40	18	4
41-45	19	2
46-50	13	4
51-55	12	2
56-60	4	1
61-65	3	2
66-70
71-75	2	...
76 and above	2	1

LEGAL DEPARTMENT.

Sub : Administration Report for year 1958-59

During the year under report, Shri A. M. Desai, Junior Municipal Solicitor, was looking after the duties of the Solicitor to Corporation as the post of the Solicitor to Corporation was not filled up.

This Department attended to the following work :—

(1) All conveyancing, matters including Sales, Leases Agreements, Contracts and Licences, (2) Suits and other proceedings in the High Court, City Civil Court and Small Causes Court, (3) Appeals against rateable value in the Small Causes Court, (4) Prosecutions under the Municipal Act and other cases in the Police Courts, (5) References from various Departments on questions of law, (6) Amendments of the Municipal Act, Rules and Bye-laws, (7) Cases under the Workmen's Compensation Act.

During the year under report 9273 files were received from various Departments and 1760 letters were written to outside parties or their legal advisors; opinions on different departmental matters and advices on 178 documents were given.

The Department attended to the following matters in the different Courts : 28 High Court Suits, 224 City Civil Court Suits, 46 High Court Criminal Revision Applications, 24 High Court Criminal Appeals, 8 Civil Revision Applications, 164 Assessment Appeals, 149 Small Causes and other Civil Court Suits, 71 Small Causes Court References, 1 High Court Appeal from the City Civil Court, 822 Police Court Cases, 43 Cases before the Commissioner, Workmen's Compensation, 103 Applications under the Minimum Wages Act and 53 Applications under the payment of Wages Act and 4 references before the Industrial Tribunal.

The following documents were completed :—

6 Conveyances, 20 Leases for 999 years or in perpetuity, 6 New Leases, 6 Surrenders, 11 Temporary Leases (Monthly Tenancy Agreements), 56 Licenses to Assign, 31 Licenses and Deed of Covenants, 4 Agreements, 21 Powers of Attorney and 2 other documents.

During the year under report, the income of this Department (costs recovered) amounted to about Rs. 20,000 and the expenditure to about Rs. 73,632.33 nP.

Details of the High Court Suits are given in the statement attached.

A. M. DESAI, Jr.
Solicitor to Corporation.

Serial No.	Suit No.	Names of parties	Nature of Suit	Remarks.
1	H. C. No. 2784 of 1949	M. C. vs. A. A. Bhornia	For recovery of possession and also of arrears.	Execution proceedings taken out against the heirs and legal representatives are in progress.
2	H. C. No. 354 of 1953	Shiv Dulare Tiwari v/s. M. C.	For damages in respect of Plaintiff's dismissal from Municipal Service.	Suit pending.
3	H. C. No. 781 of 1953	M. C. v/s. Ganpat V. Avte and Others.	For recovery of arrears of Property Taxes.	Decree for sale passed.
4	H. C. No. 90 of 1955	M. C. v/s. M. A. S. Maherbaksh	For recovery of possession as also of arrears of rent.	Execution proceedings pursuant to the decree passed are in progress.
5	H. C. No. 91 of 1955	M. C. vs. Nabi Abdulla Seth	For recovery of possession as also of arrears of rent.	Possession taken in execution of the decree. Steps for recovery of the decretal amount will be taken shortly.
6	H. C. L. A. No. 11 of 1956.	Special Land Acquisition Officer and Shti Ismail M. Kanga & Others.	For recovery of claim for Property Taxes.	Consent order passed.
6A	H. C. Suit No. 339 of 1956.	Mathradas Harjadar Thakkar vs. M. C.	Suit for return of the goods and machinery or in the alternative for damages.	Suit pending.
7	H. C. Suit No. 378 of 1956.	Shankar Gunaji Chavan vs. M. C. & Anr.	For a declaration that the Plaintiff and other members of the family are not squatters in the Dadar Munk. Market but they are stall holders, etc.	Suit pending.
8	Misc. No. 395 of 1956	Jagdambasingh vs. M. C.	For writ of mandamus in respect of notices issued under Sec. 380.	Petition dismissed.
9	1st Appeal 494 of 1956	Khwaja Abdul Rahim vs. M. C.	Appeal from the decision of the City Civil Court in respect of Butcher's Shop at Worli.	Appeal dismissed.
10	Misc. No. 397 of 1956	Muneshwari devi vs. M. C.	For writ of mandamus in respect of notices issued under Sec. 380.	Petition dismissed.
11	Special Case No. 40 of 1958	The Union of India vs. M. C.	Case submitted for the opinion of the High Court in respect of dispute regarding payment of the arrears of taxes for properties at Juhu Aerodrome belonging to the Union of India.	Case rejected.
12	Misc. No. 93 of 1958	M. C. vs. Akbar S. Saralla & Ors.	Petition against the decision of the Dist. Judge, Thana for an order to issue a writ and for quashing the order of that court regarding the liability of the Western Rly. Administration for payment of property taxes to the Ex-Malad Municipality in respect of Railway properties.	Petition allowed and Rule made absolute.
13	Misc. No. 200 of 1958	Smt. Banoobai vs. M. C.	For issue of a Writ restraining the Respondents from removing the hutments at Jawahar Nagar, East Khar.	Pending.
14	Misc. No. 268 of 1958	Gulamhussein Khaki vs. M. C.	For cancellation of Notice	Dismissed.
15	Misc. No. 282 of 1958	Narsidas Dharamdas vs. M. C.	For issue of a Writ in respect of pulling down the structure at Borivli.	Pending.
16	Misc. No. 297 of 1958	Laxman R. Shetye vs. M. C.	For a Writ in respect of demolishing the Sheds at Warden Road.	Petition withdrawn.
17	Misc. No. 298 of 1958	Kassam Vasanji vs. M. C.	For a Writ in respect of demolishing the Sheds at Warden Road.	Petition withdrawn.
18	Misc. No. 471 of 1958	Mahomed Yasim Kale & Ors. vs. M. C.	For a Writ regarding mutton carriers Association.	Pending.
19	Misc. No. 473 of 1958	Munshi Habib Ali vs. Shri V. L. Gidwani.	For a Writ regarding mutton shop at Ghodbunder Road, Khar.	Petition withdrawn.
20	Misc. No. 494 of 1958	Srikishan Chokhani vs. M. C.	For a Writ to set aside the notice and for injunction, etc.	Pending.
21	Misc. No. 537 of 1958	Her Highness Kamladevi vs. M. C.	For issue of a Writ ordering the Respondents to grant or renew the license in respect of Timber business.	Petition withdrawn.
22	Misc. No. 553 of 1958	G. A. Titus vs. M. C.	Regarding land for cultivation at Sion for issue of a Writ.	Withdrawn.

Serial No.	Suit No.	Names of parties	Nature of Suit	Remarks
23	Misc. No. 565 of 1958	... Pandit Anandram vs. M. C.	For a Writ regarding unauthorised structure of land near Neptune Talkies, Bandra.	Pending.
24	Misc. No. 56 of 1959	... Sadarmal Hirachand & Ors. vs. M. C. & Ors.	For a Writ to allow the Petitioners to execute the repairs required by C. E. and to prohibit the Corporation from proceeding under Section 472 etc.	Pending.
25	Misc. No. 86 of 1959	... Devraj Jethabhai Shah vs. M. C.	For a Writ in respect of notice under Sec. 351(2) and for injunction restraining the Corporation from demolishing the structures at Bharucha Road, Dahisar East.	Pending.
26	2nd Appeal No. 314 of 1959	M. C. vs. Dayalal Mulji	Appeal against the decision of the Thana Court in respect of the property taxes levied by the ex-Malad Municipality.	Pending.
27	2nd Appeal No 446 of 1959	M. C. vs. Jethalal D. Mody.	Do.	Do.

EDUCATION

Smt. Kapila T. Khandvala, B.A., B.T. (Bom.), M.A. (U.S.A.), continued to hold the office of the Education Officer throughout the year.

II.—Municipal Schools, Pupils and Teachers.

The number of Municipal Schools and Classes in Greater Bombay at the beginning and at the end of the year was as follows:—

	As on 1st April 1958				As on 31st March 1959.			
	City.	Suburbs.	Extended Suburbs.	Total.	City.	Suburbs.	Extended Suburbs.	Total.
Schools ...	364	124	56	544	373	136	49	558
Classes ...	46	34	4	84	46	30	15	91
Total ...	410	158	60	628	419	166	64	649

The following changes took place in the number of schools and classes during the year under report:—

	City.	Suburbs.	Extended Suburbs.	Total.
(1) No. of New Classes opened	2	6	4	12
(2) No. of New Schools opened	7	2	—	9
(3) No. of classes converted into schools	2	10	1	13
(4) No. of schools converted into classes	—	—	8	8

On the principle of providing higher standards for 35 children or more in the City and Suburban Schools and 25 children or more in the outlying far away schools in the Suburban and Extended Suburban villages or in areas with village conditions, higher standards viz. V, VI and VII were opened in 37 Schools in the City, 21 schools in the Suburbs and 4 schools in the Extended Suburbs from June 1958, thus providing facilities for Upper Primary Education.

The total number of Upper Primary (including Vocational) and Lower Primary Schools and Classes was 286 and 363 respectively as against 258 and 370 during the preceding year. The scheme of amalgamation of schools and co-education introduced during the year 1949 with a view primarily to effecting economy and fostering feeling of fraternity among the pupils worked smoothly and efficiently and the teachers and pupils worked in harmony and co-operation. As a result of a number of representations from members of the public and parents for allowing girl pupils to sit in Stds. VI and VII of Boys' Schools—there being no Girls' Schools in the vicinity, admission of girls in Stds. VI and VII of Boys' Schools and *vice versa* was allowed in certain schools provided the parents of the girls and boys had no objection to such admissions. The new arrangements worked satisfactorily.

The total number of pupils on Rolls at the end of the year in Municipal Schools in Greater Bombay stood at 2,94,632 (2,18,746 in the City Schools, 59,023 in the Suburban Schools and 16,863 in the Extended Suburban Schools). The number of pupils in the Lower Primary Classes was 2,24,780 (1,63,569 in the City, 48,253 in the Suburbs and 12,958 in the Extended Suburbs) and the number of pupils in Upper Primary Classes was 69,852 (55,177 in the City, 10,770 in the Suburbs and 3,905 in the Extended Suburbs). It will be seen from Appendix No. I that there was a net increase of 18,648 pupils during the year. The highest number of pupils on Rolls in Municipal Schools was, however, 3,12,988 (2,31,873 in the City Schools, 63,277 in the Suburban Schools and 17,838 in the Extended Suburban Schools) at the end of August 1958. The number fell to 2,94,632 at the end of March 1959. The average attendance of pupils throughout the year was 2,57,944 (1,94,754 in the City Schools, 49,520 in the Suburban Schools and 13,670 in the Extended Suburban Schools), as against 2,36,796 in the preceding year. It has been observed for a number of years that a gradual rise in the number of pupils till August followed by a fall in that number in the latter half by the end of March has been a characteristic feature in Municipal Schools and this is attributed mainly to the migratory nature of the labour population in the City and the restriction on admission in Municipal Schools after 31st July, striking off the names of pupils on account of continuous absence and also due to the indifference of parents in not continuing to send their children to schools on account of poor economic conditions. A statement showing Municipal Schools and pupils is given in Appendix No. I.

The total number of teachers in Municipal Schools at the end of the last year was 7,316 out of whom 299 were special teachers. The number increased to 8,001 (with 303 special teachers) during the year under report. Out of 7,698 ordinary teachers, 6,812 (i.e., 88.6 per cent.) were trained, as against 6,095 out of 7,017 (i.e., 86.8 per cent.) in the previous year. The percentage of trained teachers in Municipal Schools has been thus gradually increasing from year to year. A statement showing the details of the number of trained, untrained, permanent and non-permanent ordinary teachers in Municipal Schools is given in Appendix No. II.

In the year 1953, the old practice of assessing the requirements of teachers entirely on the basis of the number of children on rolls and those attending was changed as the same was more or less found unsuitable owing to the uneven sizes of class-rooms and also due to fluctuations in these (attending) numbers. As an alternative, it was decided to fix the number of teachers required according to the number of class-rooms in actual use (including rooms used twice in double session schools) thus ensuring one teacher for each class room. The then prevailing basis for granting additional teachers to larger schools was also revised allowing only one additional teacher to each school having an average attendance of 500 or more. The provision of leave reserves (which was formerly 10 per cent.) was also reduced to 7½ per cent. The new formula known as "Class Room Formula" was approved by the Education Committee in August 1953, provisionally as an experimental measure and the same continued to be followed for assessing the requirements of teachers during the year under report. The adoption of "The Class Room Formula" was a novel experiment resulting in far-reaching changes in the system hitherto followed by the Department. It was desirable to gauge the full implications of the Formula after carefully observing its working for a considerable time, so as to arrive at a final decision to accept it as a permanent measure after necessary modifications in the light of experience gained so far, for determining the assignment of teachers to schools. It was observed that on the basis of the leave admissible to teachers, leave reserves of 3½ per cent. of the total number of teachers should be adequate. Hence, the percentage of leave reserves has been reduced from 7½ per cent. to 3½ per cent.

The supervision of Municipal schools continued to be attended to by the Education Officer, the Superintendents and the subordinate Supervising Officers of the Department. The Supervising Officers paid Educational and Surprise visits to the schools, inspected the lessons given by the teachers and also the School Records, etc., and made useful suggestions to improve the tone of efficiency and discipline in Municipal Schools.

As usual, the syllabus of studies was divided month by month for the guidance of teachers and for facilitating gradual completion of studies in time as per schedule. Teaching Aids on different subjects were supplied to the schools in order to make teaching more interesting and effective. Additional teaching Aids such as Maps, Charts and Models were also prepared by the teachers themselves. Hindi was continued to be taught in the Upper Primary Classes. Teachers' Diaries and Pupils' Progress Cards and Registers continued to be maintained as usual and parents were kept informed of the progress, conduct and attendance of their wards by forwarding to them the Progress Cards every month. Progress Cards in Marathi Schools were not, however, maintained during the year under report, as the work of printing the same could not be done in time. Fortnightly tests were discontinued since 1955-56, as the same were found to be unsuitable. Monthly Tests for pupils of Standards IV to VII and weekly Tests for Stds. I to III were introduced instead. Pupils of Standards I to III were promoted to higher standards at the end of the year on the basis of the results of the Weekly Tests throughout the year. Double Promotion Examination as per the Rules was conducted in August 1958 by the Supervising Officers. In all 554 i.e., 89.4 per cent. pupils out of the total of 620 pupils who had appeared for the Examination were successful and promoted to higher standards from 1st September 1958.

Written Examinations of pupils of Standards IV to VII were held in the months of March and April 1959 by a Central Examination Board including representatives of the Municipal Teachers' Federation and the Municipal Head-Teachers' Association, specially constituted for the purpose. Sub-Committees were appointed by the Board for the purpose of setting the Question Papers on the different subjects and the Sub-Committees forwarded to the Paper Setters selected questions from those received from the schools of different zones. The Examinations were conducted in the bigger schools and the Answer Books were assessed by the selected teachers at fixed Centres under the supervision of the Supervising Officers. Standardwise Results of the Annual Examinations of Municipal Schools held in March and April 1959 are given in Appendix No. III. A Supplementary Examination was also held in June 1959 for the benefit of those pupils who could not appear at the previous Annual Examination due to circumstances beyond their control.

In all, 15,638 pupils from Municipal Schools (12,647 from City, 2,253 from Suburbs and 738 from Extended Suburbs) appeared for the Primary School Certificate Examination, 1959 and 5,648 of them (4,629 from the City, from 753 Suburban Schools and 266 from the Extended Suburban Schools) were successful.

The following factors, *inter alia*, hampered the progress of pupils in Municipal Schools:—

- (1) Largeness of certain classes.
- (2) Lack of suitable School Buildings.
- (3) Inadequate facilities to pupils to study at home; and
- (4) Economic conditions of the parents resulting in irregular attendance and long and continuous absence of pupils.

With a view to avoiding over-crowding in Classes it was laid down that ordinarily a Class should not have more than 50 pupils to facilitate proper attention to pupils. However, in schools with big Class-rooms, the number of pupils in a class sometimes reached a figure of 55-60 rendering the Class unwieldy and unmanageable for the Class-teacher. Consequently, the necessity of doing teaching work in detail by giving individual attention could not be fulfilled in some of the Schools. On the other hand, in schools housed in hired residential buildings, overcrowding on account of inadequate space was an impediment in the way of efficient instruction. In all, about 370 (320+50) Municipal Schools and Classes were required to be run in two Sessions and more

than two sessions for want of sufficient accommodation, and 2,848 class-rooms were required to be used twice. This measure, though resorted to as a matter of necessity, has been hampering instruction besides causing a lot of inconvenience to the pupils, teachers and the parents. A programme of construction of new school buildings, which is being implemented on a larger scale, would, it is hoped, improve the situation considerably in a few years.

The existing curriculum for Standards I to VII revised by the Government came into force in the year 1955 and is being followed in the Municipal Schools from June of that year.

As per the directions given by Government Resolution, Education Department, No. T.B.K. 105-H, dated the 12th January 1956 under proviso of Section 62BB of the Bombay Municipal Corporation and City of Bombay Primary Education (Amendment) Act 1950,

Text Books. Text-Books prescribed for the academic year 1956-57 and 1957-58 were used in the Municipal Schools during the year under report. Text Books in use during 1955-56 in Telugu, Tamil and Malayalam Primary Schools were continued during the year under report as per the directions of Government contained in the Government Resolution cited above.

Government had directed all Local Bodies to use copy-writing books in their Schools with a view to find out whether this would help to improve the hand-writing of pupils. The use of Copy-writing Books was introduced in our schools and after two years it has been found to be helpful.

The Rahimtullah Currimbhoy Urdu Training Institute for Lady Teachers continued to function as usual. During the year under report 43 pupil-teachers in the First Year and 42 in the Second Year were under training at the Institute. All the 43 Trainees of the First Year Class were promoted to the Second Year Class. Out of 42 Trainees of the Second Year Class, 37 (i.e., 88 per cent.) were successful at the Primary Teachers' Certificate Examination. Since the year 1958, the new P. T. C. Basic Syllabus was introduced and the trainees were prepared for the Junior Primary Teachers' Certificate Examination accordingly. Various Extra-curricular activities, such as celebration of National festivals, observing Gandhi Jayanti Week, etc., were carried on during the year. "One Day Canteen" was run by the Second Year Trainees and the amount of profit accrued was utilised for purchasing Roll-ups and Black boards. A camp for the benefit of Trainees of Second Year Class was arranged at Nasik and Deolali during the year under report.

In Greater Bombay, no training facilities exist for the Urdu-Gujarati male teachers and for Hindi Teachers and teachers for other minor groups of languages like Sindhi, Tamil, Telugu etc. As it has been decided to appoint trained staff in Municipal Schools and as it was thought fit to extend the facilities to untrained teachers to get themselves trained, the Corporation has started two Training Classes—one for the Municipal Urdu male teachers and the other for the Municipal Gujarati male teachers at Rahimtullah Currimbhoy Mahim Urdu School and Gilder Tank Building respectively. The Classes were started from July 1958.

Forty teachers were admitted in First Year Class of each Training Class, the selection being made on the basis of seniority. All of these teachers have been promoted to Second Year Class after their completing the course of First Year Class.

The teachers under training in these two Classes are being paid Loan Scholarship of Rs. 75 per month. This facility has also been extended to those teachers who have joined the Training Colleges in or outside Bombay State.

Till this time, fees of Rs. 2-0-0 for Standard V, Rs. 2-4-0 for Standard VI and Rs. 2-8-0 for Standard VII were charged, education in lower standards being given free. In view of the Directive Principles of the State Policy contained in our Constitution to the effect that all children upto the age of 14 should be given elementary education free of charge, the Corporation decided to abolish the fees in upper primary classes in the City, Suburbs and Extended Suburbs from the Budget year 1958-59. No fees were, accordingly, charged since April 1958 in Municipal Schools.

The amount of interest accrued on various Trusts and Endowment Funds was distributed among the eligible pupils in accordance with the terms and conditions of the respective trusts.

The progress towards the replacement of old-type of furniture and the adequate supply of equipment and teaching aids and materials continued as usual during the year under report. School equipment including furniture articles, etc., worth Rs. 2,41,900 (approx.) was purchased during the year. Text books, slates, slatepens, etc., worth Rs. 21,500 (approx.) were ordered out during the year for being distributed to poor and deserving children in Municipal Schools.

The number of Municipal-owned school buildings at the beginning of the year was 74 out of which 37 were in the City and 37 in the Suburbs. Five school buildings—one each at Jacob Circle, Santacruz and three at Ghatkopar—were built during the year under report. Thus the number of Municipal-owned school buildings rose to 79 (38 in the City and 41 in the Suburbs). There were 25 Municipal-owned school buildings in the Extended Suburban area.

151 Schools (including Classes) are housed in the Municipal-owned school buildings. Remaining 498 Schools (including Classes) were accommodated in rented buildings, which were originally meant for residential purpose, continued to be a handicap, more so, for want of proper and timely repairs which the landlords are rather reluctant to carry out. While the number of pupils in Municipal Schools has been increasing from year to year, it has become practically impossible to acquire additional accommodation except by way of constructing new school buildings or extending existing ones. Alas to this problem, the Department is making a steady and planned progress towards the construction of new school buildings, extension of the existing ones and the acquisition of private plots and structures wherever possible.

Extensions were carried out to the following Municipal school buildings:—

- (1) Laxmibai K. W. Gujarati School;
- (2) Walpakhadi Gujarati School,;
- (3) J. R. Voc. urdu School No. 2;
- (4) Souter Street Urdu School; and
- (5) Suren Andheri Marathi School.

Four school buildings in the City, five in the Suburbs and three in Extended Suburbs are under construction.

III.—Municipal Aided and Recognised Schools.

The number of Aided Schools on the last day of the year was 226 in the City, 67 in the Suburbs and 45 in the Extended Suburbs. During the year, 11 new schools were granted registration, 3 schools were transferred from the list of Aided Schools to the list of Unaided Schools, one school was closed down and one was amalgamated with another school. Two Special Institutions were taken up as ordinary schools.

The number of pupils in Aided Schools in the City, Suburbs and Extended Suburbs increased during the year under review from 87,928 to 93,118 as per details given in Appendix No. IV. The average number of pupils on Rolls in Aided Schools during the year was 92,416 as against 87,643 in the previous year, the average daily attendance being 83,757 (i.e., 90.4 per cent.) as against 79,364 (i.e., 89.8 per cent.) of the previous year.

The total number of teachers in Aided Schools as on 31st March 1959 was as follows:—

Teachers in Aided Schools.

	City.	Suburbs.	Extended Suburbs.	Total.
Ordinary Teachers	1,801	548	355	2,704
Special Teachers	355	97	31	483
Total	2,156	645	386	3,187

Out of 2,704 Ordinary Teachers, 1,815 were trained and 889 were untrained as against 2,559 ordinary teachers in the preceding year, out of which 1,742 were trained and 817 were untrained. The percentage of ordinary trained teachers in Aided Schools to the total number of ordinary teachers worked out to 67.1 which compared unfavourably with the percentage of trained teachers in Municipal Schools which is 88.6 per cent.

The Superintendent, Gujarati Schools (South) continued to be in-charge of the Aided Schools. The Superintendent was assisted in his work by an Assistant Superintendent and five Inspecting Officers. Educational work of the Aided Schools was observed, checked and guided by surprise visits, inspection visits, etc., by the Inspecting Officers. Their registers and records were checked by the clerical staff of the Aided Section. Some of the Officers of the other Sections also assisted the Superintendent, Aided Schools, in his work of Annual, Educational Inspection of the Aided Schools.

The power of administering grants to Aided Schools vests in the Corporation under Section 62-C(3) of the Bombay Municipal Corporation Act. The rate of the maximum admissible expenditure per pupil per annum in respect of the Aided Schools continued to be Rs. 47. The total amounts of grants assessed as per rules in favour of the Aided Schools for the year under report amounted to Rs. 8,47,633 for the City Schools and Rs. 2,61,561 for Suburban Schools as against the corresponding figure of Rs. 7,74,373 and Rs. 2,33,383 respectively of the previous year. The amount of grant of assessed was Rs. 1,22,089 for the Extended Suburban Schools. The grants assessed were subjected to suitable cuts in respect of certain schools as per the "Means" test as was done in the previous years taking into consideration their source of income by way of fees, etc. The amount of grants sanctioned by the Corporation under Resolution No. 264, dated the 13th May 1959 to be paid to the Aided Schools, is Rs. 4,70,015 for City and Suburbs and Rs. 49,035 for Extended Suburbs.

The question of payment of grants in favour of the following schools for the year 1958-59, was under consideration:—

Name of the School.	Remarks.
(1) Old Hanuman Lane Boys' and Girls' School	Inquiries are in progress into the reported irregularities. (Grants with-held since 1954).
(2) St. Blase's High School.	On account of irregularities found by the Department, the school was transferred to the list of Recognised Unaided Schools for two years—1957-58 and 1958-59.
(3) Kanara Vidyadaini Free Night High School	Inquiries are in progress into the reported complaints.
(4) Sharda Vijaya Kannad English Free Night High School.	Inquiries are in progress into the reported complaints.

The total expenditure incurred by the Aided Schools and the average cost per pupil to the Corporation by Aided Schools and the year are given in Appendix No. V.

The standard of instruction obtained in some Aided Schools was comparatively low on account of inadequacy of teachers and equipment. During the year under report, the inspecting officers made, therefore, special efforts for improving the teaching aids and equipments in schools. As a result of these efforts a large number of schools have now been furnished with better and modern equipment. The scales of salaries and of Dearness Allowance in many aided schools were not as per the Municipal Scales. The introduction of Provident Fund Scheme in these Schools for the benefit of teachers was insisted upon.

A revised draft Grant-in-Aid Code, which was prepared and submitted to the Education Committee as mentioned in the previous reports is practically finalised by the Committee and the same will be put into force after obtaining sanction of the Corporation and the State Government in due course.

Besides the Aided Schools, there were 72 other schools (56 in the City, 9 in the Suburbs and 7 in the Extended Suburbs) which were recognised but which did not receive aid from the Corporation. About 582 teachers (485 in the City, 61 in the Suburbs and 36 in Extended Suburbs) were working in these schools imparting education to about 14,681 pupils (12,117 in the City, 1,827 in the Suburbs and 737 in the Extended Suburbs).

IV.—Free and Compulsory Primary Education.

The work of enforcement of compulsion was being looked after by the Assistant Special Attendance Officer with the help of the Superintendents of Municipal Schools and their subordinate supervisory officers.

As per Resolution of Education Department, No. P.R.E. 6356-F., dated the 24th December 1958, the recently amended Rule No. 5(f) under Section 18 of the City of Bombay Primary Education Act, 1920, provides that the Corporation shall prepare once in three years, a Census Register of all children of Compulsory school going age attending as well as non-attending in a prescribed form.

Accordingly as a Census was taken up in the year 1957-58 of non-attending children of school going age i.e. from 6 to 11 years as well as those aged 3 to 6, the next Census will be taken up in the year 1960-61.

Following is the Classification of Pupils in Municipal, Aided and Recognised Schools, as per age:

	Under-age below 6 years.	6-11 years.	11 years over.	Total.	Average Attendance.
Municipal Schools.	3,247	1,90,031	1,01,354	2,94,632	2,57,944
Aided & Recognised Schools.	1,825	86,755	19,219	1,07,799	1,04,896
Total ...	5,072	2,76,786	1,20,573	4,02,431	3,62,840

V.—Vocational Education.

The Municipal Vocational Upper Primary Schools which prepare pupils for the Primary School Certificate Examination and also for the Carpentry and Tailoring Examinations of the Department of Technical Education, Government of Bombay, continued to function satisfactorily during the year under report. The Director of Technical Education has agreed to grant Recognition to the Municipal Printing Class at Foras Road, provided arrangements are made in the Class for teaching III Year Typography Course. There were 23 Vocational Classes in 11 Vocational Schools during the year under report. Out of these, 10 taught Carpentry, 5 Tailoring, 2 Clay, McCellirg and 1 each Sign Board Painting, Clock Repairing, Book Binding, Toy Making, Carpet Weaving and Printing. The number of pupils in these Handicrafts classes increased from 3,741 to 5,168 during 1958-59. Instruction in Weaving and Cardboard Modelling is also given in some Classes of the Lower Primary Schools of the Suburbs. All these Handicrafts Classes worked under the direct supervision of the Supervisor of Handicrafts and Stores. Out of a total number of 51 Craft teachers, 29 were for Carpentry, 18 for tailoring, 1 for Sign Board Painting, 1 for Clock Repairing, 1 for Book Binding and 1 for Teaching Printing.

Out of 5,168 pupils of the Handicrafts Classes, as many as 1,984 pupils received instruction in Carpentry and 1,383 in Tailoring as against 3,741 pupils of the previous year. The Director of Technical Education has introduced a new carpentry course instead of the original one. Accordingly, only those pupils who have passed Std. VII and have completed 14 years of age can be admitted for the new course. The pupils of I and II year could not, therefore, appear for the Carpentry Examination. From the year 1953-54 Wood-Work and Tailoring have been listed as compulsory subjects for the Primary School Certificate Examination for which 500 and 402 pupils appeared for the respective subjects.

The Exhibition of Sewing Work and Handicrafts articles held in the month of April 1958 was opened at the hands of Shri Maneklal C. Shah, Minister for Local Self Government, Government of Bombay. The sale proceeds of exhibits amounting to Rs. 6,278.27 were credited to the Municipal Treasury.

VI.—Physical Education.

The Government Syllabus in Physical Education for Lower Primary and Upper Primary Schools in the State continued to be followed in Municipal Schools this year also with suitable modifications to suit local conditions which are the direct result of shortage of open spaces and playgrounds adjoining the schools. Five periods per week for Standards I to IV and three periods per week for Standards V to VII were assigned for Physical Education. Pupils of Standards V to VII of Vocational Schools who had to learn Crafts were exempted from Physical Education as they had to put in strenuous work during the periods of Craft learning. Separate time-tables were continued to be maintained in schools for Physical Education and the Senior Supervisor, Physical Instruction, assisted by other 8 officers of the Department, guided the teachers in efficiently imparting Physical Education in Schools by paying frequent visits to schools. During the year under report, four posts of Junior Supervisors were filled in from October 1958.

Appendix No. VI gives the information regarding Physical Education in Municipal Schools.

Following were the main activities of the Physical Education Department during the year under report:—

(i) Annual Sports.

The Sports Competitions of the pupils of Municipal Schools of all sides were held in common in the month of October 1958 at 19 centres—12 in the City, 4 in the Suburbs and 3 in the Extended Suburbs. Final Sports were held on 23rd December 1958 at Shivaji Park, Dadar. The Prize Distribution Ceremony of the Annual Sports was held on 13th February 1959, at the Gilder Tank Play-ground under the presidentship of Shri S. G. Kazi, Minister for Civil Supplies and Housing, Government of Bombay. The function was attended by distinguished people, Municipal Officers and Corporators. The championship cups were won by the following Schools—

- | | | |
|--------------------------------------|-----|---|
| (1) Dr. Khurshedji J. J. Byramji Cup | ... | Janabai and Madhavrao Rokde Marathi School. |
| (2) Jal Engineer Cup | ... | Andheri Hindi School. |
| (3) Mirchandani Cup | ... | Byculla Marathi School No. 1. |

(ii) Mass Drill Displays.

6 Mass Drill Displays—3 of the City Schools, 2 of the Suburban Schools and 1 of the Extended Suburban Schools were held during the year under report. Mass Drill Display of the Municipal Schools in South Bombay was held on 20th December 1958 at the Gilder Tank Play-ground under the presidentship of Shri J. K. Daruvala, B.A. (Hons.), A.S.S.A., Dy. Municipal Commissioner (General) wherein about 1,000 children participated. Mass Drill Display of the Municipal Schools in North Bombay was held at Shivaji Park, Dadar, on 16th December 1958 under the presidentship of Smt. Lilavati Velinkar, Ex-Municipal Councillor, wherein about 3,000 children participated. Smt. Aruna Asaf Ali, the Mayor of Delhi, was amongst the prominent personalities attending the Display. A 10th display was held in North Bombay at Nare Park, Parel on 13th December 1958 under the presidentship of Shri P. K. Kirane, B.A., Municipal Councillor, wherein about 1,200 children took part. In the Suburbs, one display was held on 9th December 1958 on the St. Stanislaus Church playground under the presidentship of Dr. V. S. Radive, M.B.S.S., Municipal Councillor, wherein 800 children participated and another Display was held on 22nd December 1958 at Ghatkopar under the presidentship of Shri B. S. Dighe, Municipal Councillor in which nearly 900 children participated. In the Extended Suburbs a Display was held on 11th December 1958 on the grounds of Seth Gopalji Hemraj Hindi School, Borivli, under the presidentship of Shri D. V. Mihant, B.A., Municipal Councillor wherein about 700 children took part. The Displays, among other items, included Swagat Ghet, March Past, Exercises, etc., and the distinguished guests expressed their satisfaction at the discipline displayed by the children of Municipal Schools.

(iii) Physical Training Class.

Physical Training Class was conducted this year, at the Gilder Tank to train teachers in Physical Education. The whole Syllabus of the Physical Education was covered during the course. More stress was given on practice, teaching and skill, and the trainees were examined in theory, practice and skill. 97 teachers took the benefit of this training class. A camp of trainees was arranged from 28th February to 1st March 1959 at Aarey Colony Camping ground.

National Discipline Scheme.

The National Discipline Scheme, which was put in force on 22nd November 1956 at to two centres—Dongri and Bandra—made good progress during the year under report. At each centre nearly 600 pupils are under training. Two demonstrations were held—one at Dongri on 17th January 1959 under the presidentship of Shri S. S. Gulkwad, Municipal Councillor and the other at Bandra on 9th February 1959 under the presidentship of Shri D. G. Wakharkar, Inspector of Physical Education, Bombay State.

VII.—Scout and Guide Movement.

The Boy Scouts and Girl Guides Movement continued to flourish as usual in Municipal Schools. Shri M. V. Dande, B.A., M.L.C. and Smt. K. Khandvala, Education Officer, continued to hold the office of the Assistant State Commissioner, Municipal Boy Scouts and Assistant State Commissioner, Municipal Girl Guides, respectively, during the year. Shri V. K. Tembe, Dr. N. N. Shah, held the office of the District Commissioner for Boy Scouts for North and South, respectively, while Smt. Khadija Shuffi Tyabji continued to hold the office of the District Commissioner, Municipal Girl Guides for South and Smt. Manoramabai Malandkar held the office of the District Commissioner, Municipal Girl Guides for North.

The number of Scout Troops and Cub Packs at the end of the year was 167 (135 in the City Schools and 32 in the Suburban Schools), and 40 (32 in the City and 8 in the Suburban Schools) respectively and that of Scouts and Cubs was 4,008 (3,240 in the City and 768 in the Suburbs) and 960 (768 in the City and 192 in the Suburbs), respectively. The number of Girls Guide Companies and Flocks at the end of the year was 78 (67 in the City and 11 in the Suburbs) and 154 (135 in the City and 19 in the Suburbs). The number of Guides and Bulbuls in them was 1,680 (1,488 in the City and 192 in the Suburbs) and 3,336 (2,928 in the City and 408 in the Suburbs) respectively, during the year.

The usual activities of the Municipal Boy Scouts and Girl Guides such as (i) Week-end Camps, trips and excursions, (ii) Preliminary and Patrol Leaders' Training Camps, (iii) Social Work, (iv) Help at Departmental and Public Functions and (v) Celebration of Republic Day, Independence Day, etc., continued to be carried out during the year.

Following were some of the important activities of the year:—

(i) Scout/Guide Centres.

For the first time, Scout/Guide Centres were started for the period of few months at 8 different centres. As it was not convenient for Scouts and Guides from distant places to attend these centres, the centres were sub-divided into sections. In all 185 Scouts and Cub Masters and 232 Guide Captains and Bulbul Flock leaders took the benefit of these centres. Sectional Rallies and Camp Fires were organised at different sections during the month of February 1959.

(ii) National Scout Week.

As per the directive of the Bharat Scouts and Guides, Bombay State, the Fifth Scout/Guide Week, was celebrated by the Municipal Scouts and Guides from 6th to 14th December 1958. As it was decided not to collect any funds through our Scouts and Guides, the Municipal Scouts and Guides could not participate in the item "Khari Kamai" sponsored by the Bharat Scouts and Guides. They, however, participated in a grand rally organised at St. Xavier's High School on 12th December 1958 whereat Shri Sri Prakasa, Governor of Bombay, was the Chief Guest. Throughout the Week, the Scouts and Guides were attending their respective Schools in Scout Uniforms and helping their teachers, Schoolmates and Chawl neighbours in maintaining discipline and cleanliness in the schools and at homes.

(iii) First Class Scout-Guide Rally.

The first Class Scout-Guide Rally of Bharat Scouts and Guides was organised at Aurangabad from 25th October to 28th October 1958. 20 Scouts, 20 Guides, 3 Scout Masters and 3 Guiders along with two A. O. Cs. (Boy Scouts and Girl Guides) attended the Rally.

(iv) Patrol Leaders' Training Camp.

A Patrol Leaders' Training Camp for Scouts was organised at Aarey Colony Camping Ground from 24th February to 1st March 1959 wherein 100 Scouts from 60 Municipal Schools participated. Subjects like Patrol System, Signalling, Map Drawing, Tent Pitching, Hiking, etc., were taught in details to Scouts.

Similar training camp was also organised for the Guides whereat 100 Guides from 56 schools took part. Subjects like "Tracking signs", "Whistle Signals", "Knotting", etc., were taught at the Camp.

(v) Preliminary Training Course for Guides.

A bulbul guider's Preliminary Training Course was arranged in the compound of Gilder Tank. The course commenced from 27th February 1959. 30 teachers from different Municipal Schools were selected for the Course. Two week-end camps were arranged at Aarey Colony Camping Ground.

(vi) Annual Scout Sports and Rally.

The Annual Sports of the Boy Scouts and Girl Guides were held during the month of December 1958. As per our new constitution approved by the Bharat Scouts and Guides, Bombay State, two Local Associations—One for the South Bombay and the other for the North Bombay, have been formed. Sports were, therefore, arranged at two Centres—One in the South at Gilder Tank and the other in the North at Shivaji Park, Dadar.

The events included interesting items, like Knotting, Bandage, Signalling, Track-mapping, Marching, Skipping, etc. About 1,125 Scouts and Cubs and 1,320 Guides and Bultuls participated in the Sports as against 1,069 Scouts and Cubs and 1,300 Guides and Bultuls during the preceding year.

The Annual Rally of the Municipal Scouts and Guides was held on 24th March 1959 on the Gilder Tank Playground under the presidentship of Shri M. V. Dande, B.A., M.L.C., Asstt. State Commissioner, Municipal Scouts Association (South). Smt. Dande distributed the prizes to the winners in the Scout-Guide Sports. In the presidential speech Shri Dande appreciated the skill and grace shown by the Scouts and Guides in Municipal Schools. He said that more attention should be paid to the training of Scout Masters and Officers in Scouting and stressed the need of a separate Camp site for Municipal Scouts and Guides. The function included a number of interesting Scouty items.

This time also the prizes to the winners in the competitions were given in the form of Gift coupons.

The Championship Cups and Shields were awarded to different Schools, the names of which are shown in Appendix No. VII.

VIII.—Finance.

The principal sources of income of the Primary Education Department are (i) five times the actual Education Fund net realisations of the Corporation in the preceding year under the Head of General Budget. Tax or payment made in lieu of General Tax (including arrears and payments in advance) divided by the rate fixed for the General Tax for the said financial year, (ii) Government Grant towards Primary Education, and (iii) other Miscellaneous Receipts including Fees from Upper Primary Standards in Municipal Schools. The Budget Estimates of the Education Fund for 1958-59 were prepared and submitted by the Municipal Commissioner to the Education Committee in the month of October 1957 as required under Section 126C of the Bombay Municipal Corporation Act. The income for the year 1958-59 was estimated at Rs. 1,80,92,000 showing an increase of Rs. 10,92,000 over the Budget Estimates of the previous year. The increase was mainly due to an estimated rise in the receipts from (i) General Tax and (ii) Fees and fines from Municipal Schools. The estimated expenditure for 1958-59 was placed at Rs. 2,14,87,000. Thus, the Budget Estimates for 1958-59 showed a deficit of Rs. 33,95,000. The Budget Estimates were adopted by the Education Committee and the Corporation with certain changes as to levying the education cess and providing special additional contributions from Budget A, B, & F.

On closing the account for the year 1957-58 the actual closing balance amounted to Rs. 18,65,892.

Income and Expenditure:

The details regarding the Municipal Grants, Government Grant and other Miscellaneous Receipts are as follows:

	Municipal Grants.	Government Grants.	Miscellaneous Receipts.	Other Receipts.
			Education cess	
	Rs.	Rs.	Rs.	Rs.
City	1,45,70,637	30,50,000	23,99,690	3,21,853
Suburban Extended Suburbs	4,16,007	2,77,083	85,250	274
Total	1,49,86,444	33,27,083*	24,84,940	3,22,127

The total expenditure for the year including offices, amounted to Rs. 2,04,08,853 the excess amount received for the charges for the year being Rs. 7,11,741. The closing balance stood at Rs. 21,94,950.

The Grant paid by Government to the Corporation towards the cost of Primary Education amounted to Rs. 33,27,083 including the amount of Rs. 5,50,000 for the Suburban Schools of Primary Education and Rs. 2,77,083 for Extended Suburban Schools. The statement regarding average cost per pupil is given in Appendix No. VIII.

IX.—Research Unit.

Information regarding the work done by the Research Unit is given in the report of the Research Officer printed separately at the end of Part I of Municipal Commissioner's Report.

Smt. Madhuri Shah, B.A. (Hons.), M.Ed., Ph. D. (London), Ph. D. (Bombay) was in charge of the Research Unit throughout the year.

The Research Officer carried out the following studies during the year:—

1. A study of the incidence of wastage and stagnation was undertaken with a view to determine the extent of wastage and stagnation in Primary Schools, the reasons thereof, the relation between wastage and stagnation—the subjects in which children fail and such other aspects of the problems.

The study covered the progress of about 6,400 children enrolled in different years from 1950 onwards, about 2,000 of whom have been traced and followed up. Six groups were selected for the purpose as under:—

- (I) Children enrolled in 1950 in Standard I to be followed upto the year 1957-58
- (II) Children enrolled in 1953 in Standard I to be followed upto the year 1957-58
- (III) Children enrolled in 1955 in Standard I to be followed upto the year 1957-58
- (IV) Children enrolled in 1956, 1957 & 1958 respectively to be followed up for a period ranging from 4 to 7 years.
- (V) Children enrolled in 1956, 1957 & 1958 respectively to be followed up for a period ranging from 4 to 7 years.
- (VI) Children enrolled in 1956, 1957 & 1958 respectively to be followed up for a period ranging from 4 to 7 years.

The sample taken includes about 4,000 Marathi, 1,200 Gujarati, 650 Urdu and 600 Hindi speaking children. The investigation which is going to be continued will study details like the causes of failure, ways of minimizing stagnation by suggesting changes in the curriculum, teaching methods, training of teachers and other allied problems.

2. A pilot study was undertaken to find practical ways and means of getting compulsory age children to school and ensure regularity in attendance. For this purpose two small densely populated low income areas were selected for study. The areas selected were the Delisle Road Area and the Naigaum Area. The Research Unit was able to get to school 78 per cent. of the non-attending children—regularity in attendance was maintained through time-to-time check-up as well as provision of clothes etc., to the children. It was found that personal contact with parents helped to minimize non-attendance to a considerable extent and to maintain a more regular attendance in schools. Pre-planning in the matter of offering placement in schools, prompt attention to the parents bringing new children to school and immediate and systematic follow-up of non-attending and irregularly attending children were found to be some of the ways of combatting the evil of wastage caused by non-attending children. It is decided to extend the study to cover a wider area.

3. The programme of Intelligence Testing in the selection and recruitment of primary teachers was continued during the year under review and as many as 1,499 Marathi, Gujarati and Urdu teacher-candidates were tested. A comparative study was undertaken to find the relationship between the performance of teacher in an Intelligence Test and their over-all teaching work as rated by the Officers of the Research Office as well as Supervising Officers and Head Teachers. A 10 per cent. sample of the tested candidates who were rated high and very low was selected and their teaching work was observed. It was found that on an average the teachers who scored high on the test were superior in teaching work than those in the lower group and that the programme thus can be used effectively as an aid to recruitment of primary teachers. A new battery of six tests has been constructed for the purpose during the current year.

4. A study of the educational implications of sessions of varying durations at present found in Municipal schools was undertaken. For the purpose of this investigation, 13 Municipal Schools in Greater Bombay meeting in short-double and single sessions were selected. In all, 1042 children from 32 divisions were given

*Grant for construction of school buildings in the suburbs merged in 1950 amounting to Rs. 3,23,410 is not included in this figure.

specially prepared tests in Arithmetic and writing. Along with those each one of 1042 children was given oral tests in Reading and Comprehension. The results obtained in the different types of sessions will be studied on a comparative basis dealing with the effect of the short duration on attainment the effect of age of attainment the effect of stagnation on attainment, the degree to which the latter half of the session affected both attendance and attainment and such other problems arising out of the study. An analysis of all these aspects is in hand.

5. A handbook of suggestions for the use of the teachers of Standard I was prepared on the basis of the experiment in Standard I conducted by the Research Unit recently. The handbook deals with the problem of how to educate the six-year-old child so as to make his learning an interesting and pleasurable experience and it gives concrete examples for doing so. It further stresses the importance of child-centered education and correlated play activities and throws light on their effect on the quality of attainment, attendance and discipline. It is divided into three main parts. The first deals with the theoretical aspect of teaching, the second gives practical suggestions for teaching and the third covers the techniques of educational evaluation.

The following projects which have already been started will be continued during 1959-60.

- (a) Study of wastage and stagnation.
- (b) Preparation and use of psychological and objective tests (like intelligence personality) in the selection of teachers.
- (c) A comparative study of the attainment of children studying in Standard I in a school day of varying duration.
- (d) Study of the effectiveness of the free milk scheme in Municipal Schools in continuation of the pilot study already completed.

X.—General.

Details of the School Health Service are given in the Health Departments' report in Part II page No. 7.

The School Health Service under the Executive Health Officer of the Corporation for the benefit of Municipal Primary Schools, continued to operate as usual. Medical Inspection of school children reading in Standards I and III as well as those from Standards II and IV who had not been examined during the previous year was taken during the year besides the medical examinations of special cases presented by the parents and teachers. In all 82543 pupils in the City and 14,974 in Suburbs were examined during the year, out of whom 70,098 children in the City and 10,578 in the Suburbs were found to suffer from one defect or the other. Amongst the common defects noticed, general debility and defects of teeth, mouth throat and enlarged lymphatic glands were predominant. The defects noticed were communicated to the guardians of the children. With the consent of the guardians about 38,093 pupils were treated either at the Municipal Dispensaries or at the School Clinic at the K. E. M. Hospital which has been adequately expanded since 3rd January 1957. The parents of rest of the pupils did not agree for such a treatment or did not reply to the written request made in this respect. The clinical treatment of pupils in Suburbs was given at K. B. Bhabha Hospitals, Bandra and Kurla and at newly started centre at Lokmarya Tilak General Hospital, Sion. Pupils with communicable diseases were promptly detected and prevented from attending the schools during the period of infectivity. 1,58,536 pupils, teachers and peons in City, 17,491 pupils in Suburbs were re-vaccinated against small-pox when the incidence of small-pox was on increase; 27 pupils in the City, 10 in Suburbs who had no marks of primary vaccination were got vaccinated. 60,025 children were given the first dose of P.T.A.P. and 35,355 children were given second dose of P.T.A.P. Active Immunisation of children upto 10 years of age against diphtheria was conducted in schools during the year under report. In all 1,797 Health Talks to children in City Schools and 252 to children in Suburban Schools on the subject of simple and personal hygiene were given by the School Health Officers and Nurses in order to inculcate healthy habits amongst the children. About 3,203 children in the City, 728 in Suburbs were visited at their homes by the School Health Nurses who also gave instructions to their parents regarding their care and diet. Children suffering from Scabies, Ringworms or boils were treated in the Schools by the Nurses and Tonsilectomy and other operations were performed at the School Clinic. Pupils with Dental defects were treated at the Nair Hospital Dental College. About 252 children in the City with errors of refractions were supplied with spectacles during the year. 3 Cases of ratbite were treated at the School Clinic. Out of 283 pupils suspected to be suffering from T. B. 33 were found with lung fields clear and positive. The latter 2 were admitted in Group of T. B. Hospitals, Sewree.

Certified undernourished children were continued to be given 6 oz. toned pasteurised milk on every school working day. In all about 52,140 undernourished children in the City Schools and 11,850 in the Suburban Schools received milk at 428 milk distribution centres in Municipal Schools. The scheme of supplementing the free supply of milk to the undernourished children with light snacks and supplementary food sanctioned by the Corporation continued to function smoothly. Under the scheme launched in consultation with the Nutrition Department of the Haffkine Institute, Government of Bombay, snacks in the form either of "Chikki" or "Fruits" were given to the undernourished children on school working days with a view to supplementing their milk food. Each child was given 1 oz. of Chikki (groundnut or til-seed Chikki with gram and jaggery) hygienically prepared and wrapped in clean white butter papers for two days in a week whilst fruits (chikku or orange) were given on the remaining four days.

The Child Welfare Centre of the J. J. Hospital (which is part of the World Health Organisation Nursing Education Projects) assisted the Municipal School Health Service with the health programme in the two Municipal Schools in the compound of the J. J. Hospital. 90 children of these schools who were found defective by the Municipal staff were referred to the various departments of the J. J. Hospital for diagnosis and treatment by this Centre. 30 pupils with defects were treated.

The Nutrition Survey which was conducted by the staff of the Nutrition Department of the Government of Bombay in five selected schools in co-operation with staff of Medical Inspection branch, in the year 1956, was continued during the year under report in the same schools. As the survey work carried out in these five schools was not satisfactory, a fresh survey is being carried out only in two schools since August 1958. The result of this survey is awaited.

A rapid Nutrition Survey was conducted from 26th September 1958 to 27th October 1958 with a view to ascertaining the total number of undernourished children in Standard I in all Municipal Schools. The usual medical inspection work was suspended during the period.

In order to assess the beneficial effects of the milk and snacks on the health of the municipal school children another special survey is being carried out since 26th September 1957 in 6 schools selected from different sections and localities under the personal supervision of the Medical Officer (Schools). For this purpose 152 boys and 153 girls from the age groups of 6 years to 12 years are being observed, thus making a total of 306 children in each of the 8 schools. Findings of malnutrition and vitamins deficiencies were found improved while non-vitamin deficiencies were not satisfactory. The experiment of tablets of vitaminates Forte "Rache" donated by Messrs. Voltas Limited, was started in January 1958 for observing improvement in the health of the children in the schools. The results arrived at were not encouraging.

Under the joint auspices of Lions International and Care, the Lions Club of Bombay offered free supply of powder milk. 500 pupils in Colaba group of schools have been selected for the scheme.

The total number of books at the end of the year was 19,269. The total number of magazines and periodicals subscribed during the year was 57. The total number of books issued by Municipal Teachers' Library was 16,358 showing an average of 57 books per day as against 10,574 with a daily average of 37 during the previous year. List of additions of new books continued to be circulated to all Municipal schools with a view to keeping the teaching staff informed of the latest additions. 492 new members were enrolled during the year under report as against 146 in the previous year.

The Bombay Municipal Primary Education Department's Employees' Co-operative Credit Society Ltd. continued to make a steady progress. The membership of the Society increased from 4,727 to 5,081 and the Share Capital from Rs. 6,27,170 to Rs. 7,24,980. The total deposits of the Society further improved by Rs. 4,20,764 and now stood at Rs. 29,60,512. Advances to members by way of loan went up by about Rs. 7,00,000 and stood at Rs. 36,06,616. The Working Capital of the Society has gone up to Rs. 41,41,200. The Society during its financial year ending 30th June 1958 made a profit of about Rs. 64,721.34 which was higher by about Rs. 23,730.03 than that of the previous year and all its activities continued to progress smoothly.

The use of Municipal School premises for running Government Milk Centres and for conducting Social Education Classes, Hindi Classes, Night Schools, etc., under the auspices of Educational and Social Welfare Institutions was continued to be allowed gratis or at nominal fees outside regular school hours on prescribed conditions with the consent of the landlords of the buildings concerned.

Extra-curricular activities in Municipal Schools continued to receive active attention of this Department as an essential and important aspect of Primary Education, necessary for inculcating the qualities of social service, patriotism and good citizenship among the pupils. The following were some of the main extra-curricular activities conducted during the year under report in the Municipal Schools.

(a) Vacation Libraries.

During the Summer Vacation of May 1958 Vacation Libraries were conducted at 19 Centres in the City, 6 in the Suburbs and 5 in the Extended Suburbs specially for the benefit of children not going out of Bombay. They were located in various Municipal Schools in different localities and at least one teacher and one peon was appointed at each Centre to guide the children attending the Libraries. The Centres at which daily average attendance of children was 100 or more, were given one teacher extra. Each Centre was equipped with suitable books in Marathi, Gujarati, Hindi, Urdu, English, Sindhi and South Indian languages according to the needs of the Centres.

36,504 children (25,729 in the City, 6,536 in the Suburbs and 4,239 in the Extended Suburbs) took benefit of the Libraries. Daily attendance at the centres was over 2,302.

(b) Educational Film Shows.

Educational Film Shows on different educational and general topics were shown to the pupils of Municipal Schools in Cooperation with the Public Relations Officer, Bombay Municipal Corporation. Nearly 3,000 children and 102 teachers from Municipal Schools took the benefit of the shows. Bombay State Women's Council had arranged film shows throughout the year, from time to time. Our school children were informed through circulars about the programmes. It was learnt that the Committee formed for the purpose received good response from our children.

(c) Sharad Utsav (Autumn Festival).

The Sharad Utsav (Autumn Festival) which has become a regular annual feature for the Municipal Schools was celebrated this year at 15 centres—11 in the City, 2 in the Suburbs and 2 in the Extended Suburbs in the month of October 1958. Each function was presided over by some prominent personalities in the City, Municipal Councillors and Educationists.

The Sharad Utsav Function for Municipal Schools in the North, presenting a cultural programme of the best items from the different Centres was organised in the Shirodkar Smarak Hall, Parel, on 23rd October 1958 and was presided over by Shri Hitendra Desai, Minister for Education, Government of Bombay.

The central Sharad Utsav Function for Schools in the South, presenting a cultural programme of best items from the different centres, was organised at the Bharatiya Vidya Bhavan, Chowpatty, on 24th October 1958 and was presided over by Shri S. S. Mirajkar, Mayor of Bombay.

Cultural programmes presented at various group functions included folk songs and dances, dramatic skits, action songs, simple dance ballets, etc. These programmes were highly appreciated as the children performed and acted with great enthusiasm skill and poise. Some of the items like "Pancha Tantra" "Dolls' Wedding" "Conference of Rats", etc., were so much liked by the audience that they were presented at both the central functions.

In order to instil enthusiasm in the children who participated in these items, Shri S. S. Mirajkar, Mayor of Greater Bombay had arranged a party for these children.

(d) School Anniversaries.

School Anniversaries, Dassara Festival, Independence Day and Republic Day were celebrated in a number of Municipal Schools, when special invitations were given to parents so as to bring them in closer contact with the teachers and with a view to getting better co-operation from them. Lectures, Elocution Competitions and Variety Entertainments were arranged on these occasions for the pupils and their parents.

(e) Democracy in Schools and Model Schools.

Class Panchayats (Prefect Courts) and School Parliaments were introduced in a number of schools with a view to inculcating a sense of discipline and self-government amongst the pupils. Distribution of classes into groups and formation of houses and societies was encouraged in a number of schools. In the Societies and groups pupils co-operatively celebrated the functions, edited manuscript magazines, recited poems, narrated tales, pursued their own hobbies and interest. Inter-school visits of pupils and teachers were also arranged with a view to developing healthy competitions.

(f) Excursions.

Excursions by pupils and teachers of Municipal Schools to places of educational and historical importance continued to receive due encouragement of the Department. Pupils of Municipal Schools continued to pay visits to Bal Bhavan on fixed dates according to a planned programme during the year.

(g) Road Safety Warden.

In order to inculcate traffic sense in the school children and minimising street accidents in which our school children are sometimes involved, it was found necessary to train some of our teachers, peons and grown up pupils in the Safety Warden Scheme sponsored by the Police authorities in Bombay.

In the first instance, 100 Municipal Schools in different areas are being selected for the purpose and 100 portable traffic sign boards have been purchased at the cost of Rs. 1,575.

Two training centres—one in the South Bombay and the other in the North Bombay—have been started in co-operation with the traffic Section of the Police Department.

Educational Conference.

For the first time, an Educational Conference for discussing educational problems of urgent nature was held on 4th October 1958, in Sunderabai Hall, under the presidentship of Prof. Ram Joshi, Chairman, Education Committee of the Corporation.

The Conference was inaugurated by Shri Hitendra Desai, Minister for Education, Government of Bombay.

Shri V. L. Gidwani, I.C.S., Municipal Commissioner, Shri S. S. Mirajkar, Mayor of Bombay, Shri M. V. Donde, Shri M. Harris, Shri V. N. Desai and other prominent educationists in the City were present at the Conference.

In his inaugural speech, Shri Hitendra Desai observed that the question of Education is a vast and complicated one. Still the Corporation is very serious in implementing the various schemes of Primary Education. The Primary Education is a key-stone to the educational Arch and with this view in mind we must try with the help of parents, teachers, social welfare organisers, as to how best we can improve the Primary Education.

In his presidential speech, Prof. Ram Joshi put forward various problems in the way of Compulsory Primary Education, such as adequate accommodation, Medical care, Financial assistance, etc. He further stated the Primary Education is in fact a social responsibility and cannot be discharged by the Corporation or Government or any such single agency unless that agency receives the whole hearted and non-partisan co-operation of all interested in providing to our nascent democracy, a solid foundation.

A number of problems such as aspects of primary education, primary school curriculum, co-operation from parents, etc., were discussed at the Conference.

The Conference came to the conclusion with recording the opinion that the problem of Compulsory Primary Education should be tackled in a best way by securing co-operation of teachers, parents, social welfare agencies, etc., and the standard of Primary Education should be raised to a higher level.

Meetings of the Supervisory Officers of the Department continued to be held during the year under Staff Meetings. report, under the Chairmanship of the Education Officer for discussing improvement in Municipal Schools and problems of day-to-day administration. Sub-Committees of officers were formed for discussing special problems of education or administration and evolving common rules and procedure. The Education Officer periodically granted interviews to the representatives of the Municipal Teachers' and Peons' Associations with a view to acquaint herself with the problems and difficulties of employees concerned and helping in solving the same wherever possible.

K. KHANDVALA,
Education Officer

APPENDIX No. I
Municipal Schools and Pupils

Class of Schools	Number on 31st March 1958		Number on 31st March 1959	
	Schools	Pupils	Schools	Pupils
CITY				
Marathi	156+5 Classes.	1,30,971	160+5 Classes.	1,37,169
Gujarati	68+10 ..	33,595	68+10 ..	34,705
Urdu	75+13 ..	25,902	77+12 ..	27,964
Hindi	30+1 Class.	9,814	32 ..	10,559
Tamil, Telugu, etc.	23+15 Classes.	4,870	23+17 Classes	5,137
English Primary	6+1 Class.	2,030	6+1 Class	2,230
Sindhi	6+1 ..	971	7+1 ..	983
Total	364+46 Classes	2,08,153	373+46 Classes	2,18,746
SUBURBS				
Marathi	54+5 Classes	29,392	56+6 Classes	23,602
Gujarati	26+9 ..	10,817	33+4 ..	12,123
Urdu	24+4 ..	5,708	24+5 ..	6,182
Hindi	16+3 ..	4,093	18+2 ..	4,740
Tamil, Telugu, etc.	1+12 ..	880	2+12 ..	1,036
Sindhi	3+1 Class	1,285	3+1 Class	1,340
Total	122+34 Classes	52,175	136+30 Classes	59,023
EXTENDED SUBURBS				
Marathi	31+3 Classes	8,773	31+5 Classes	9,334
Gujarati	10+1 Class	4,556	10+1 Class	4,922
Urdu	3 ..	236	4 Classes	336
Hindi	5 ..	1,024	4+1 Class	1,130
Tamil, Telugu, etc.	3 ..	203	1+3 Classes	328
Sindhi	4 ..	864	3+1 Class	813
Total	56+4 Classes	15,656	49+15 Classes	16,863
Grand Total	544+84 Classes	2,75,984	558+91 Classes	2,94,632

APPENDIX No. II

Statement showing the number of (Trained, Untrained, Permanent and Non-Permanent Ordinary Teachers in Municipal Schools according to Sides—1958-59.

Class of Schools.	Trained.		Untrained.		Total.		Grand Total.
	Permanent.	Non-permanent.	Permanent.	Non-permanent.	Permanent.	Non-permanent.	
CITY							
Marathi	2,454	900	55	26	2,509	926	3,435
Gujarati	680	195	24	14	704	209	913
Urdu	366	137	125	157	491	294	785
Hindi	180	80	34	11	214	91	305
Tamil, Telugu, etc.	76	59	22	15	98	74	172
English Primary	22	8	19	6	41	14	55
Sindhi	28	5	2	1	30	6	36
Total	3,806	1,384	281	230	4,087	1,614	5,701
SUBURBS							
Marathi	575	233	15	12	590	245	835
Gujarati	200	63	52	15	252	78	330
Urdu	78	12	34	66	112	78	190
Hindi	55	40	20	19	75	59	134
Tamil, Telugu, etc.	12	21	12	21	33
Sindhi	27	4	1	1	28	5	33
Total	947	373	122	113	1,069	486	1,555
EXTENDED SUBURBS							
Marathi	60	127	22	28	82	155	237
Gujarati	18	54	54	6	72	60	132
Urdu	1	4	2	2	3	6	9
Hindi	5	9	1	21	6	30	36
Tamil, Telugu, etc.	2	5	2	5	7
Sindhi	9	8	1	3	10	11	21
Total	95	207	80	60	175	267	442
Grand Total	4,848	1,964	483	403	5,331	2,367	7,698

APPENDIX No. TIL

RESULTS OF THE ANNUAL EXAMINATIONS OF MUNICIPAL SCHOOLS.

(i) Results of the Municipal Annual Exams. 1958-59.

S.d.	No. of pupils on Roll.	No. of pupils promoted.	Percentage.
I	72,172	60,371	83.6
II	59,646	54,150	90.8
III	49,395	42,729	86.4
IV	43,567	35,135	80.6
V	26,958	23,047	85.2
VI	23,875	21,231	88.9
VII	19,019	17,672	92.9
Total	2,91,632	2,54,335	85.0

(ii) Results of the Municipal School pupils at the P.S.C. Exms. 1959.

Side	CITY.			SUBURBS.			EXTENDED SUBS.			TOTAL		
	Appear- ed.	Pass- ed.	Per- cent- age.	Appear- ed.	Pass- ed.	Per- cent- age.	Appear- ed.	Pass- ed.	Per- cent- age.	Appear- ed.	Pass- ed.	Per- cent- age.
Marathi	9,517	2,999	32	1,750	512	29	565	166	29	11,832	3,677	31
Gujarati	1,583	770	48	275	152	55	145	87	60	2,003	1,009	50
Urdu	1,154	610	53	122	48	39	---	---	---	1,276	658	51
Hindi	366	237	65	106	41	40	28	13	47	500	291	58
South Indian.	27	13	48	---	---	---	---	---	---	27	13	48
Total	12,647	4,629	37	2,253	753	33	738	266	36	15,638	5,648	36

APPENDIX No. IV.

Municipal Aided Schools and Pupils.

Class of Schools.	On 31st March 1958		On 31st March 1959	
	No. of Schools.	Pupils.	No. of Schools.	Pupils.
City.				
Marathi	36	9,263	39	10,051
Gujarati	98	20,275	98	20,560
Urdu	14	2,854	13	2,772
H ndi	7	2,315	8	2,728
S ndhi	8	1,846	8	1,943
Tamil, Telugu, etc.	5	2,554	5	2,706
Kannad	1	218	1	252
English	39	17,240	40	18,244
Miscellaneous	2	319	2	307
Gujarati N ght	1	108	1	94
Marathi N ght	1	54	1	76
Urdu N ght	1	28	1	35
Kannad N ght	8	775	8	652
English N ght	1	165	1	187
Special Institutions	4	720
Total	226	58,744	226	60,607
Suburbs.				
Marathi	5	1,623	5	1,617
Gujarati	18	4,950	18	5,515
Urdu	2	173	2	135
H ndi	8	1,365	8	1,425
S ndhi	2	437	2	472
Tamil	2	542	3	758
English	28	9,360	27	10,639
Gujarati N ght	2	46	2	64
Total	67	18,500	67	20,625
Extended Suburbs.				
Marathi	9	1,524	9	1,595
Gujarati	17	5,711	18	6,240
H ndi	6	913	7	1,131
Tamil	1	23	2	155
English	8	2,513	9	2,764
Total	41	10,634	45	11,886
Grand Total	334	87,928	338	93,118

APPENDIX No. V.
Expenditure, Average Cost etc. Regarding Aided Schools.

	Average No. of Pupils on Roll.	Total expenditure incurred by Aided Schools.	Average cost per pupil to Aided Schools.	Cost per pupil to the Corporation.
		Rs.	Rs.	Rs.
City and Suburbs— 1956-57	... 72,817	53,75,360	72.5	6.5
City and Suburbs— 1957-58	... 77,560	56,62,392	73.0	6.0
Extended Suburbs— 1956-57	... 5,745	4,59,650	80.7	7.8
Extended Suburbs— 1957-58	... 10,083	5,28,943	52.5	4.8

APPENDIX No. VI.
Information re: Physical Education in Municipal Schools.

Total number of Schools and Classes	649
Number of Schools imparting Physical Education on Playgrounds	81
Number of Schools imparting Physical Education in open spaces	312
Number of Schools imparting Physical Education in Class-rooms	256
Total number of pupils	2,94,632
Total number of Pupils taking Physical Education	2,89,464
Total number of Teachers	7,698
Total number of Teachers trained in Physical Education	3,979
Total number of untrained Teachers	3,719

APPENDIX No. VII.
Names of Schools winning Shields and Cups in Annual Scout-Guide Sports.

(1) Shri Dorab Tata Shield	— Municipal Kamathipura Marathi School.
(2) Shri Raja Maharaj Singh Shield.	— Municipal Petit Marathi School, Baroda.
(3) Smt. Temina Motiwala Shield	— Municipal Mahim Churabhatti Marathi School.
(4) Smt. Dorab Tata Cup	— Municipal Wadala Hindi School.
(5) Shri M. N. Talpade Cup	— Municipal Matunga Station Road Marathi School.
(6) Smt. Shuffi Tyabji Cup	— Municipal Souter Street Urdu School.
(7) Shri Raja Maharaj Singh Cup (Two Cups)	(i) Municipal Dadar Urdu School. (ii) Municipal Sarang Street Urdu School.
(8) Sheth Dwarkadas Tribhuvandas Cup	— Municipal Sion Marathi School.
(9) Sir Boman Behram Cup	— Municipal Jarabai Madhavrao Rokde Marathi School
10) Shri K. B. Rele Cup	— Municipal Tadwadi Lower Primary Marathi School
(11) Prof. V. G. Rao Cup	— Municipal Ghatkopar Marathi School
(12) Sir Byramjee Jijibhoy Cup	— Municipal Grant Road Marathi School.
13) Smt. Manoramabai Malankar Cup	— Municipal Bai Gulabai Gujarati School.

APPENDIX No. VIII.
Average Cost per Pupil.

	Average cost per pupil for the year.
City and Suburbs	
(a) According to the number of pupils on rolls on 31-3-1958 (2,60,329)	— 66.63
According to the number of pupils on rolls on 31-3-1959 (2,77,769)	— 71.8
(b) According to the average attendance of pupils for the whole year (1957-58) (2,25,182)	— 77.03
According to the average attendance of pupils for the whole year (1958-59) (2,44,274)	— 81.29
Extended Suburbs:	
(a) According to the number of pupils on rolls on 31-3-1958 (15,656)	— 22.84
According to the number of pupils on rolls on 31-3-1959 (16,863)	— 32.69
(b) According to the average attendance of pupils for the whole year 1957-58 (11,614)	— 30.80
According to the average attendance for the whole year 1958-59 (13,670)	— 40.32

RESEARCH UNIT

Smt. Madhuri Shah, B.A. (Hons), M.ED., Ph.D., (Bombay) Ph.D. (London), was in-charge of the Research Unit through-out the year.

The Research Officer carried out the following studeis during the year :

(1) A study of the incidence of wastage and stagnation was undertaken with a view to determine the extent of wasgtae and stagnation in Primary Schools, the reasons thereof, the relation between wastage and stagnation the subjects in which Children fail and such other aspects of the problem.

The study covered the progress of about 6,400 children enrolled in different years from 1950 onwards about 2,000 of whom have been traced and followed-up. Six groups were selected for the purpose as under:—

- I.— Children enrolled in 1950 in Standard I to be followed upto the year 1957-58.
- II.— Children enrolled in 1953 in Standard I to be followed upto the year 1957-58.
- III.— Children enrolled in 1955 in Standard I to be followed upto the year 1957-58.
- IV.— } Children enrolled in 1956, 1957 and 1958 respectively to be followed up for a period ranging
- V.— } from 4 to 7 years.
- VI.— }

The smaple taken includes about 4,000 Marathi, 1,200 Gujarati, 650 Urdu and 600 Hindi speaking children. The investigation which is going to be contirued will study details like the causes of failure, ways of minimizing stagnation by suggesting changes in the curriculum, teaching methods, training of teachers and other allied problems.

(2) A pilot study was undertaken to find practical ways and means of getting compulsory age children to school and ensure regularity in attendance.

For this purpose two small densely populated low income areas *viz.*, Delisel Road and Naigaum were selected for study. The Research Unit was able to get to school 78 per cent. of the non-attending children. Regularity in attendance was maintained through time-to-time check-up as well as provision of clothes etc., to the children. It was found that personal contact with parents helped to minimize non-attendance to a consider able extent and to maintain a more regular attendance in schools. Pre-planning in the matter of offering placement in schools, prompt attention to the parents bringing new children to school and immediate and systematic follow-up of non-attending and irregularly attending children were found to be some of the ways of combatting the evil of wastage caused by non-attending children. It is decided to extend the study to cover a wider area.

(3) The Programme of Intellience Testing in the selection and recruitment of primary teachers was continued during the year under review and as many as 1,499 Marathi, Gujarati and Urdu teacher-candidates were tested. A Comparative study was undertaken to find the relationship between the performance of teachers in an Intelligence Test and their over-all teaching work as rated by the Officers of the Research Office, as well as Supervising Officers and Head Teachers. A 10 per cent. sample of the tested candidates who were rated between high and very low was selected and their teaching work was observed. It was found that on an average the teachers who scored high in the test were superior in teaching work than those in the lower group and that the programme thus can be used effectively as an aid to recruitment of primary teachers.

(4) A study of the educational implications of sessions of varying durations at present found in Municipal Schools was undertaken. For the purpose of this investigation 13 Municipal Schools in Greater Bombay meeting in short double and single sessions were selected. In all 1,042 children from 32 divisions were given specially prepared tests in Arithmetic, and writing. Along with these each one of the 1,042 children was given oral tests in Reading and Comprehension. The results obtained in the different types of sessions are being studied on a comparative basis dealing with the effects of the short duration, age, and stagnation on attainment the degree to which the latter half of the short session affected both attendance and attainment and such other problems arising out of the study. An analysis of all these aspects is in hand.

(5) A handbook of suggestions for the use of the teachers of Standard I was prepared on the basis of the experiment in Standard I conducted by the Research Unit recently. The hand-book deals with the problems of how to educate the six-year-old so as to make his learning an interesting and pleasurable experience and it gives concrete example for doing so. It further stresses the importance of child-centered education and correlated play activities and throws light on their effect on the quality of attainment, attendance and discipline. It is divided into three main parts. The first deals with the theoretical aspect of teaching, the second gives practical suggestions for teaching and the third covers the techniques of eduational evaluation.

MADHURI SHAH,
Research Officer

LABOUR DEPARTMENT

ADMINISTRATION REPORT FOR THE YEAR 1958-59.

Smt. F. A. Irani, B.A. (Hons.) LL.B., D.S.S.A. held the post of the Labour Officer throughout the year under report except for the periods from 28th April 1958 to 28th May 1958 and 17th November 1958 to 10th January 1959, during which she was on leave. Shri S. S. Dave, B.A., G.T.D., D.S.S.A., S.I. Welfare Organizer looked after her work during her leave period.

2. **Labour Staff:**— The number of staff employed by each of the main Departments of the Corporation mentioned below was as follows:—

TABLE I

Departments	No. of Labourers
(1) Engineering including Conservancy	20445
(2) Estate Agent & Land Manager	460
(3) Fire Brigade	411
(4) Health including Hospitals	4626
(5) Hydrolic Engineer (Waterworks)	4638
(6) Printing Press	238
(7) Superintendent of Markets	408
(8) Superintendent of Gardens	571
(9) Other Departments	1587
Total	33384

The Labour Officer looked into the grievances of the above staff which mostly belonged to Class IV Services comprising of about 200 categories. She also looked into the grievances of Clerks, Inspectors & other Subordinate Staff, in addition.

3. **Trade Unions:** Trade Union activities among the Labour and other Staff engaged in the services of the Corporation were mostly confined to the Unions whose names and other particulars as regards Memberships are detailed below:—

TABLE No. II

Name of the Union	Date of Establishment	Date of Registration	Membership as on 31-3-57	31-3-58
(1) The Bombay Municipal Kamgar Sangh	1-4-1933	17-8-1937	1,023	2,246
(2) The Bombay Municipal Worker's Union	27-2-1935	29-3-1935	2,939	1,239
(3) The Bombay Sweeper's Union	30-7-1944	7-9-1951	1,156	1,193
(4) The Bombay Municipal Subordinate Staff Union	2-8-1946	30-1-1948	1,330	1,405
(5) The Bombay Fire services Union	24-4-1946	30-1-1948	403	413
(6) The Bombay Municipal Servant's Union (Suburban Branch)	2-4-1949	2-4-1949	399	566
(7) The Bombay Municipal Health Visitor's Union	18-1-1951	18-1-1951	52	52
(8) The Bombay Municipal Executive Staff Union	21-6-1955	21-6-1955	844	982
(9) The Municipal Mazdoor Union	30-7-1956	30-7-1956	15,382	11,563

4. **Industrial Relations:**— The Industrial Relations during the year under review were not harmonious. The employees were restive and there were cases of indiscipline accompanied by frequent sit down strikes.

The demands of the Executive Staff Union were referred by the Government for adjudication and an Award was given by the Industrial Tribunal.

As strike notice was served by the Municipal Mazdoor Union regarding enhancement of Dearness Allowance the matter was referred for adjudication. Inspite of this the employees who were the members of the Municipal Mazdoor Union struck work from 14-6-58 to 22-6-58 when an agreement was reached between the Union and the Policy Committee of the Samyukta Maharashtra Samitee. Subsequently an Award granting an increase of Rs. 5/- in the Dearness Allowance to the employees drawing a salary upto Rs. 300/- was declared by the Adjudication. In this connection a strike notice was also served by the Bombay Municipal Kamgar Sangh but later on an agreement was arrived at with Sangh and the Strike-Notice was withdrawn.

The Wage Structure Committee was formed under Corporation Resolution No. 471 to consider the question of re-examining the whole wage structure of the Municipal Employees and to report regarding the the question of revision of grades and other service conditions of the employees including welfare etc. facilities for 40,000 employees engaged in diverse duties and wide range of avocation. The wage structure committee submitted its report in the month of March 1959, which was subsequently approved by the Corporation. On 25 the July 1958 the employees of the Municipal Work-shop, some drivers and clerical staff went on a sympathetic strike in support of the strike of the workers of Premier Automobiles. During the year under report, several demonstrations were held by the employees before the Corporation Hall.

5. **Joint Councils :** With a view to promoting cordial relations between the staff and the Administration one new Joint Council was established during the year under report which brought the total number of Joint Councils to 18 as under:—

- (1) City Engineer's Department (Excluding Conservancy Branch).
- (2) Assessment & Collection Department.
- (3) Licence Department.
- (4) Waterworks Department.
- (5) Subordinate Staff.
- (6) Insecticide Branch of Health Department.
- (7) Fire Brigade Staff.
- (8) Municipal Printing Press.
- (9) Health Department (Excluding Hospitals).
- (10) K. E. M. Hospital.
- (11) B. Y. L. Nair Hospital.
- (12) Lokmanya Tilak Municipal General Hospital, Sion.
- (13) Arthur Road Hospital.
- (14) Group of T. B. Hospitals (Siwree).
- (15) Estate Agent and Land Manager's Department.
- (16) Shops and Establishment Department.
- (17) Election and Town Duty Department.
- (18) Garden Department.

The scope of the work of these councils was wide enough to allow discussions and recommendations on all matters pertaining to conditions of service.

6. **Individual Grievances :—** Complaints received by the Labour Officer were quite varied. The following Table gives an idea of the number of and the type of the grievances received and dealt with by the Labour Officer.

TABLE No. III

Nature of cases	Grievances		Pending cases
	Total	Not redressed	
(1) Recruitment and retrenchment, etc.	360	161	188
(2) Promotions, transfers, confirmations, Annual increments, etc.	138	51	70
(3) Fines, reversions, suspensions, Dismissal and other punishments	41	9	29
(4) Delay in payment of wages (including salary of injury or maternity leave) or allowances	139	89	19
(5) Delay in settlement of Provident Fund, and other Retirement & benefits	105	65	20
(6) Non-supply of equipment and Uniform	109	56	51
(7) Delay in granting leave due	60	33	27
(8) House Rent & Accommodation & Transfer of quarters etc.	112	27	72
(9) Miscellaneous	927	704	201
Total	1,991	1,195	677

The Labour Officer also attended the hearing of day to day offence reports from the Conservancy Branch, K. E. M., Nair, Sion, Authur Road and G. T. B. Hospitals and Fire Brigade Department.

7. **The Scheme for granting Scholarships to the Children of Municipal Employees :—** During the year under report 274 applications were received and Scholarships were awarded to 159 applicants, 83 for Secondary Education and 76 for Higher Education. The total amount given by way of Scholarships to the Municipal Employees was about Rs. 18572/-.

8. **Scheme for granting Medical assistance to the Municipal Employees :—** 485 employees applied for benefit under the above scheme. Of these 369 employees were given relief amounting Rs. 19,65/- The Labour Officer also made arrangements to get the employees admitted in different Municipal Hospitals for treatment.

9. Welfare Organization ;—Welfare activities were conducted at 26 Welfare Centres. Out of these, 17 were run for the benefit of employees of the Conservancy Branch 6 for Hospital Employees 2 for Water-works Employees and one for the employees of the Drainage Engineer's Department.

The welfare activities conducted at the above centres consisted of the following ;—

Recreational and Cultural Activities ;— Indoor as well as outdoor games were played daily at the centres. Indoor games included Carrom, Ludo, Snakes and Ladders, Chaupat, Chess,— Draughts, Table Tennis, etc. With a view to create cultural interest, folksongs, folk dances, Garbas, recitation both in prose and poetry were arranged. Outdoor games included Volley-Ball, Foot-ball, Cricket Hho-Kho, Atyapatya-, Hu-tu-tu, Langdi, and several other Indian games. In addition to these games. Physical culture and other gymnastic activities were also conducted for which Akhadan were provided at Chembur, Coochin-street, Lovegrove and Palton Road Centres. Parallel Bars, Single Bar, Roman Rings, Trapeze Bar, Weight lifting apparatus, Malkhamb, Bhalas and Parshus were provided to these centres. Band practice was held at eleven centres having band equipment, Bands were also played at the functions of the organization. At other centres where Tabla and Harmoniums were provided musical classes were conducted. Listeners, groups were organized at centres where radios were installed. Besides various group games, which foster spirit of discipline co-operation and friendliness, were played daily on the field. Bonafide municipal employees were provided with band, music articles, stage, etc. whenever required by them to celebrate marriages, bhajans etc. in the chawls.

Educational activities ;— In order to create interest in the workers in educational activities, debates and elocutions were conducted in the centres. Coaching was given to the employees attending night school. School going children were given guidance in school subjects.

To keep the worker in touch with current topics, news-papers and magazines in Gujrati, Hindi and Marathi were provided at various centres. They were also provided with library books on different subjects.

Hygienic activities ;—To inculcate habits of cleanliness in the homes and their surroundings, cleanliness campaigns were started and health guards and volunteers from amongst the chawl people carried out the cleaning work by sweeping with brooms and using disinfectants.

Social Cultural activities ;—To encourage community feelings and to inculcate a spirit of Co-operation and peaceful living and also to make them utilize their leisure time in creative, constructive and joyful activities, different social functions and celebration of festivals were arranged. Besides Pujas, and Bhajan-programmes were arranged to celebrate Ganpati, Haldi Kum Kum and Annual Days. During the celebrations participants of the centres gave programmes of entertainment, sports, Garbas, Bhajans, Tableaus, etc. Prizes were also distributed.

Dramatic activities ;— Regular drama practice was carried out at various welfare centres. "Kalank" a drama with social theme on the vices of alcoholism was staged at Bapty Road Welfare Centre in collaboration with the Prohibition Week celebration Committee. Besides other entertainment programmes organized at the different welfare centres.

Participation in local tournaments ;— The artists and players of our centres also entered in the following local tournaments and competitions and received prizes of merits.

(i) The artists of the Arthur Road (Stables) Centre participated in Ras and Garba competition organized by 'Vijaya Mitra Mandal' and won four prizes in Ras.

(ii) The artists of the Arthur Road (Stables) participated in Ras and Garbas competitions organized by the Indian National Theatre & won the first Prize in Ras.

(iii) Unerkhadi Centre participated in Volley ball tournament organized by Y.M.C.A., Bombay Labour Welfare Board and other clubs in the Bombay City.

(iv) In the Folk dance competition organized by the Bombay Labour Welfare Board, Palton Road Centre won the first prize.

Programmes were given to the following outside agencies ;—

(i) Prohibition Committee Bombay State on the occasion of Prohibition Week Celebrations.

(ii) Annual Day Function of K. E. M. Hospital.

(iii) Orchestra Performance by the Arthur Road (Stables) Centre at Various civic receptions.

(iv) Ras was also staged at Jai Hind College to felicitate artists of 'Holiday on Ice' organized by the Indian National Theatre.

(v) Arthur Road Centre staged "Ras" at Oval to celebrate Republic Day in collaboration with the State Government's Programme.

Excursions ;— 35 women from K. E. M. Hospital, Naigaon and Arthur Road Hospital Centres were taken to Benaras, Allahabad and Gaya for 10 days.

Women's activities ;— Sewing classes for women and girls were conducted at all the centres. Knitting embroidery, handicraft and fancy work was also taught. Women were also encouraged to get their family-clothes stitched and mended on the machines provided at the centres. At some centres, male employees also evinced interest in sewing. They stitched and mended their clothes on the machines provided to the centres.

Women meetings at Lovegrove, Dadar, Palton Road, Bapty Road, Unerkhadi and Prabhadevi centres were organized when Smt. Shakuntala Paranjpe gave a talk on Family Planning.

Attendance:— The average daily attendance of Adults and children at different centres during the year was 1212 and 1238 as against 1200 and 1277 during the preceeding year.

Scouting:—The Welfare Department had 1113 Rovers and 284 Guiders and bulbul on the roll during the year under report.

They performed the following outstanding work:—

(i) The rovers, Scouts and guides participated and performed traffic duties and maintained law and order at the time of several celebrations and festivals in the city, e. g. Prohibition Week, Independence Day, Ganpati Immersion Day, Coconut Day, Republic Day, Municipal Co-Operative Credit Bank's Election, Shardsav day at Santacruz. They also observed Scout-Guide Week and collected Rs. 248.04 by way of "KhariKamai".

(ii) The Scouts attended, participated and gave programmes at the following functions:—

(a) Attended a procession on U. N. O. day.

(b) Participated in Children's Rally and Cultural—Programme.

(c) Took active part during Mayor's Fund Week.

(d) Attended the Gala Camp Fire and Fund Function of Bombay Thana Rangers.

(iii) The Scouts and Guides of our organization attended the following training camps and courses:—

(a) First Class Scouts' Training Course at the K. E. M. Hosp.

(b) Scout Master's Training Course at Parel.

(c) Camp arranged at the Gilder Tank during the Scout-Guide Week.

(d) West Bombay L. Association Camporee at Jogeswari.

(e) Scout Master's Training Camp at Bayram Baug. First 10 Scouts passed the tests for the First Class Badge and secured first class Proficiency Badges. Tests were also conducted and following is the result of the tests.

Test	No. of Scouts passed.
8 Proficiency Badge	1
7 " "	2
6 " "	3
2/3 " "	4

Maternity Unit :—The Maternity unit attached to the Chembur Welfare Centre has Anti-Natal and Post-Natal Clinics which were in charge of a qualified lady Doctor and a Health Visitor. There were 1743 Anti-natal cases, 253 Post-Natal 65 Confinement cases, 5 cases at home and 2779 cases for minor ailments during the year under report.

F. A. IRANI,
Labour Officer.

PUBLIC RELATIONS DEPARTMENT.

Shri N.A. Mistri, M.A., Public Relations Officer, continued to be in charge of the Department during the year under report. Shri D.P. Wagle, B.A., held the office of Deputy Public Relations Officer (Publicity). The complaints section headed by Shri S. R. Guru Ward Officer has been placed, for administrative purposes, directly under the control of the Assistant Municipal Commissioner.

2. The Public Relations Department effected general publicity relating to the different Municipal departments, services and new amenities through Press releases etc. Similarly criticism and suggestions in local news-papers were brought to the notice of higher authorities through clipping service and replies thereto duly approved of by higher authorities were released.

During the year under report a Civic Diary 1959, containing, in addition to yearly diary, over 50 pages of valuable information about the working of the different Municipal departments and the services rendered by them was published for the first time. A booklet containing the names of the Councillors, their home addresses and telephone numbers was also published for the convenience of the public. Two other publications viz., Complaints Guide in three languages and a Compendium of Civic Affairs, are under print.

3. This department also undertook production of documentaries relating to Municipal work. Two documentaries now under preparation deal with 'Food Sanitation' and 'Aquatic Activities' respectively.

4. Two information counters, one in the Old Municipal Head Office building and the other in the Extension building, have been placed under the control of this department from the year under report. These counters were manned by Receptionists who gave the necessary guidance and information to nearly 3,000 persons.

5. The Publicity Section disseminated knowledge about health, hygiene, positive aspects of health and civic sense amongst the citizens through all recognised modern media such as posters, leaflets, folders, exhibitions, slides, film shows, cleansing campaigns, talks etc. The Public Health Department was also assisted in its drives against communicable diseases.

The Public Health Museum at Princess street, Health and Civic Sense Gallery at Victoria and Albert Museum and display rooms at Head Office, Venereal Diseases and Family planning Clinics at Bellasis road were maintained and kept open for the public. Arrangements were also made to display hoardings on Civic sense on public conveniences and tram cars and also to send itinerary exhibits to Municipal schools.

6. This department has three vans equipped with cinema equipment and public address system for carrying out its normal duties. There is also a Studio staff consisting of a Photographer, Decorator, two Commercial Artists, a Modeller, and a Carpenter for preparing show cards, designs for posters, folders, leaflets and models for exhibitions.

7. Normal Activities:—

Nature of Activity.	No. of shows and campaigns.		Approximate No. of persons benefited.	
	City.	Suburbs.	City.	Suburbs.
(1) Health Education Film Shows	328	134	1,85,811	58,836
(2) Mass Vaccination Campaigns	220	90	96,243	8,923
(3) T.A.B. Inoculation Campaigns	253	78	37,122	7,221
(4) Intensive Cleansing Campaigns	79	55
(5) Sectional Health Exhibitions	4	4
(6) Attendance at the Public Health Museum.	57,717	...

8. In addition to normal activities, the department participated in celebrations such as World Health Day, Prohibition Week, BEST Courtesy Week, Social Education Week, and Fire Prevention Week, sponsored by Government, Semi-Government and Social Organisations. The department also participated in the Republic Day Celebrations by taking round in various localities of the City, a well decorated and illuminated float depicting the progress made by the Municipal Corporation during the past decade. During the Mayor's Fund Week this Department helped various committees in organising collection drive, through publication and sale of souvenir, through Boxes and Premier Show.

A number of Exhibitions on different aspects of health, hygiene and sanitation were organised independently and some in co-operation with other social institutions throughout Greater Bombay.

9. Opportunity was taken to educate the public about the fundamental principles of health through exhibits and printed material at local annual festivals like Mahim Fair, and Ganesh Ustav, Ashadi Ekadashi Fair, and Mount Mary Fair.

10. This Department supplied information and illustrated material to different organisations outside Greater Bombay and also arranged special visits to the Health Museum of distinguished guests and visitors to the City. Notable amongst the visitors were the Mayor of Delhi Corporation, a delegation of officers from Administrative Staff College, Hyderabad and a Municipal Councillor from Delhi. All these visitors were taken round to various Municipal Institutions and required information was given to them.

N. A. MISTRI,
Public Relations Officer.

PUBLIC RELATIONS DEPARTMENT

(Complaints and Services Section)

The Ward Officer dealt with complaints received from the Public regarding Buildings, Drainage, Sanitation, Water supply, Encroachments, Markets, Gardens etc. The complaints were also followed up carefully to see that the grievances of the public were satisfactorily redressed within a reasonable time. On their daily Rounds, the Ward Officer and Asstt. Public Relations Officers also detected many defects in the various Municipal services rendered to the public such as accumulation of refuse, shortage of water supply, wastage of water repairs to roads, chokes in drains, encroachments on roads, sanitation of Markets, etc. These defects were got rectified by making references to the departments concerned and pursuing these references till the defects were rectified by the departments. The complaints received from the public are also processed and investigated during their Rounds in different Wards by the Ward Officer's Staff.

Particulars of complaints received under the various heads during the year were as under :—

Serial No.	Heads.	No. of complaints received.
1	Buildings	... 2,019
2	Conservancy	... 3,080
3	Drainage	... 3,094
4	Repairs to roads	... 2,148
5	Sanitation	... 4,153
6	Water supply	... 2,623
7	Miscellaneous	... 1,198
	Total	... 18,315

Reports received from the Executive Departments were forwarded from time to time to the A. P. R. Os concerned for verification and contacting the complainants for ascertaining whether their complaints were satisfactorily rectified. Throughout the year 6542 complaints were thus reinspected by W. O. and the A. P. R. Os.

Several cases where in the defects were not satisfactorily rectified were detected during these re-visits and the papers in respect of such cases were returned to the Heads of Departments concerned for further action and the cases pursued till the grievances of the complainants were suitably redressed. Cases of serious nuisances were got rectified by giving urgent telephone messages to the departments concerned.

Mahatma Gandhi Memorial Olympic Swimming Pool

Shri K. F. Golwalla continued to hold the office of the Manager of the Swimming Pool during the year under report.

Administration

1. Special arrangements to provide, during non-working hours of the Pool, facilities for swimming exercise, free of charge, to children crippled by Poliomyelitis were continued during the year under report. In all 13 children (10 male and 3 female) and 2 adults (1 male & 1 female) took advantage of the facility.

2. To maintain the standard quality and purity of water for public use, the Swimming Pool was kept closed to the public from 26th December 1958 to 31st December 1958 when it was emptied and its water changed.

3. The members of the Pool participating in various aquatic competitions held by different institutions were allowed special timings from 5-30 to 6-00 P.M. on working days of the Pool, except Sunday, for additional practice.

4. Special concession for reservation at the rate of Rs. 150/- per month for $\frac{3}{4}$ hour thrice a week, as against Rs. 100/- per month for 2 hours a week, was granted for swimming to the students of the Certificate Course in Physical Education (Govt. recognised) conducted by Shri Samarth Vyayam Mandir, Dadar.

5. Reservation of the Swimming Pool was allowed to School, college and other parties for aquatic activities, etc. on payment of prescribed fees.

6. The Pool had to be closed from 16th June 1958 to 21st June 1958 to the public on account of the strike declared by the Municipal Mazdoor Union.

7. Her worship, the Mayor of Delhi Municipal Corporation, paid a courtesy visit to the Pool to study its working.

Sports and Functions

1. "VI Anniversary Day" of the Swimming Pool was performed on 27th April 1958 and the winners in the aquatic competitions held in its behalf were awarded prizes and trophies at the hands of the Shri D. V. Joglekar, Municipal Councillor.

2. "Annual Long Distance Sea Race" from Mahim Beach to Bandra Point and back was held on 22nd February 1959 and the winners awarded prizes and trophies by Shri S. M. Y. Sastry, Deputy Municipal Commissioner. The winners Shri V. T. Harmalkar and Smt. Frey S. Mistry created new meet records with their timings as 47 minutes 21.8 seconds and 57 minutes 0.5 seconds respectively.

3. The Pool's premises were placed at the disposal, free of charge, of the Bombay State Aquatic Association for holding their annual State Championships and of the University of Bombay for holding inter-collegiate aquatic sports.

4. A team of the Swimming Pool participated at Municipal cost, in water polo competitions organised by the Golwalla Water Polo League for the Maharaja Vijaya Devji Cup during the year under report.

5. 6 members of the Swimming Pool, selected by the Bombay State Aquatic Association, were allowed, at Municipal cost, to participate in the National Aquatic Championships held at Delhi on 3rd, 4th and 5th October 1958.

6. Some members participated at Municipal cost, in the various aquatic competitions held by the Bombay State Aquatic Association as well as other aquatic institutions in the City.

7. Shri Mihir Sen, the first Asiatic to cross the English Channel was felicitated at the Swimming Pool when he described his experiences of the channel swimming and gave useful directions to the members of the Pool.

8. With a view to start some open aquatic competitions so as to instil enthusiasm in the members and attracting more public for taking advantage of the facilities afforded by the Corporation "Bombay Municipal Corporation water Polo League Tournament" was started, wherein in all 4 teams (including the team of the Swimming Pool) participated. The trophy was awarded to the winning team of the National Sports Club of India at the hands of Shri V. L. Gidwani, Municipal Commissioner for Greater Bombay. The trophy for the league has been donated by Shri K. F. Golwalla, the Manager of the Swimming Pool, in memory of his late wife Smt. Avan F. Golwalla.

Revenue.

Collection of fees, etc. during the year under report amounted to Rs. 1,22,916 approximately as against the amount of Rs. 88,866 for the preceding year.

ORGANIZATION AND METHODS DIVISION.

Shri P. C. Pandya, M.A., LL.B., (Bom.), B.T., L.S.G.D., M.P.A. (U.S.A.), was in charge of the Division, which worked as a part of the Municipal Commissioner's Office.

The Organisation and Methods Division started functioning with the appointment of one Officer in March 1957 and the other two Officers, Shri K. U. Mehta and Shri S. D. Nadkarni, were appointed from 10th February 1958. One Chief clerk and two Head clerks were provided to assist the Organisation and Methods Officers in their work from 10-1-58 and 24th December 1958. respectively As the two Organisation and Methods Officers appointed subsequently were on probation for one year, no rigid distribution of work amongst them was made and the senior Organisation and Methods Officer was asked to supervise their work and guide and train them during the period of one year.

During the year, 2,274 establishment proposals of various nature were received in addition to 1530 miscellaneous references. Of these, 3700 have been disposed and 104 were on hand at the end of the year. Though scrutiny of establishment proposals is not normally a Function of an Organisation and Methods Division, this Division has been assigned this work primarily to ensure an effective control on increasing establishment cost as also to examine continuously the working of various Departments in respect of staff allocation, methods and procedures, organizational set up, etc., with a view to suggesting changes as may be necessary from time to time.

Besides scrutiny of establishment proposals, the other major items of work undertaken by this Division are as follows :—

(1) In order to institute a regular system of administrative inspection by Heads of Deptts., the Organisation and Methods Officers and other Senior Officers, a proforma of Inspection Report, Part I was devised in consultation with the Officers of Departments concerned. Administrative Inspections are now being carried out on the basis of that Proforma. A suitable proforma Part II for inspection of executive offices is also being devised.

(2) Detailed investigations in respect of methods, procedures, work-load, organizational set up, etc., are also being carried out as and when necessary.

(3) On the basis of a detailed report on the procedure for recruitment of clerical staff, a revised procedure for recruitment of clerks and inspectors has been brought into effect from June 1958. Recruitment to clerical cadre is now made on the basis of competitive merits and interview by a Selection Board consisting of Dy. Municipal Commissioners and an Organisation and Methods Officer, with Personal Assistant to Municipal Commissioner as Secretary.

(4) Detailed rules of recruitment/promotion of Press workers were also formulated and put into effect. The Organisation and Methods Officer is nominated on the Personnel Committee appointed for the purpose.

(5) A Scheme of In-service Training for Junior clerks was formulated and will be brought into effect very shortly.

(6) The 'Suggestion Scheme' as approved under Corporation Resolution No 654 dated the 29th September 1958 is being administered by this Division and the Organisation and Methods Officer is nominated as the Secretary to the Committee of Senior Officers appointed for the purpose. Under this Scheme, employees are encouraged to make suggestions for improving upon the working of the departments for effecting economy or improving efficiency. Suggestions considered as useful are to be suitably rewarded.

(7) A comprehensive report on abolition of vacant posts in all departments was submitted and 160 posts have been accordingly abolished from the Establishment Schedule of 1959-60.

(8) Detailed reports on the following were submitted to the Municipal Commissioner for his orders.

(i) The standardisation of accommodation-free and concessional-to be provided to the various categories of employees according to their status.

(ii) The justification for residential telephones provided to various officers with reference to the nature of responsibilities assigned.

(iii) The changes to be made in the existing procedure followed by departments in respect of recruitment and promotion in all cadres.

(9) The Organisation and Methods Division is also assigned the follow-up work in respect of implementation of the recommendations of Messrs Ibcons Ltd. for the Departments studied by them.

P. C. PANDYA.
Organisation and Methods Officer.

TEST AUDIT DEPARTMENT.

Test Audit Department upto 16th October 1958 was functioning as a part of the Accounts Unit where the Revenue Audit work of all the Budgets A, B, D, E and F was also attended to by the Test Audit Officer in addition to his duties of detection of pilferages, etc., investigation of complaints and other mal-practices connected with Municipal Administration.

Consequent on the expansion of activities of various departments in the Suburbs and Extended Suburbs, it was thought necessary to relieve the Test Audit Officer of most of his work relating to accurate matters so as to enable him to devote more time in concentrating on his duties of Test Audit work. The Test Audit Department was accordingly brought under the direct control of the Municipal Commissioner from 17th October 1958.

The Test Audit Department has two main branches:—

(1) Spot Audit and (2) Stock Verification.

The former deals with detection of pilferages, mal-practices, investigations of complaints received against the municipal employees and holding departmental enquiries into the conduct of the municipal employees. The work of this section is manned by 1 Chief Inspector and 4 Junior Inspectors, who carry out their duties in the City, Suburbs and Extended Suburbs.

The Stock Verification section deals with the verification of dead stock materials, plant and machinery etc., and scrutinising the proposals for the purchase of additional requirements of Dead Stock articles, equipments and plant and machinery etc. This section is manned by 8 Stock Verifiers, who also work in the entire City, Suburbs and Extended Suburbs.

During the year under review, the Spot Audit Section has done the following work:—

Details of work.	No. of cases dealt with
(i) Investigation of cases of alleged acceptance of illegal gratification	... 12
(ii) Investigation of cases of theft and pilferages of Municipal materials	... 48
(iii) Irregularities—	
(a) Complaints (anonymous and pseudonymous) against the municipal staff which on investigation found to be vague, false and malicious and hence filed	... 82
(b) Complaints against the municipal employees such as irregular attendance, sub-letting of room rooms, harbouring of outsiders without permission, infringement of provisions of Shops and Establishment Act, etc.	... 174
(c) Complaints of serious lapses against the municipal employees such as mis-conduct, mis-behaviour, accepting simultaneous jobs, temporary misappropriation of municipal money, false marking of presence, beating of students by teachers in municipals schools etc.	... 126
(iv) Surprise visits to places of work in progress and to various establishments for checking of musters, Imprest accounts, etc.	... 162
(v) Attending to sales of municipal properties, unserviceable articles, waste-papers and auctions of rights	... 175
(vi) Cases of miscellaneous nature such as offering remarks on action to be taken in cases referred to by the departments in the matters of petty offences, representations of municipal employees, complaints received from the public and on general matters relating to Test Audit work	... 512
Total No. of cases	1291

Out of the 1291 cases attended to by the Spot Audit Section during the year under report, 737 cases pertained to City, 231 cases to Suburbs, 178 cases to Education Department and the remaining 145 cases to Extended Suburbs.

The action taken in above 1291 cases can be summarised as under:—

	No. of cases
(i) Dismissal	... 9
(ii) Removal from Service	... 2
(iii) Reductions	... 11
(iv) Withholding of increments	... 2
(v) Fine	... 5
(vi) Warning	... 16
(vii) Filed	... 82
(viii) Sent to Departments concerned for necessary action	... 419
(ix) Auctions and sale of unserviceable articles	... 175
(x) Remarks offered	... 512
(xi) Inquiries in progress	... 58
Total No. of cases	1291

The Stock Verification Section has attended to the following work during the year :—

(i) Scrutinising the proposals regarding fixing securities, to the posts purchase of stores direct from the market, purchases, of furniture, clothings to municipal staff and verification of recoveries due, from the employees out of Provident Fund Claims ...	198
(ii) Telephone proposals	95
(iii) Scrutinising the proposals for writing off the unserviceable articles from schools, various departments, etc.	235
Total No. of cases ...	528

Verification of the Reserve Stores Capital Stores at the Central Stores and the sub-depot at Foras Road was carried out during the year as usual.

The test check of consumable stores, stationery, dead stock and verification of Plant and Machinery etc., of all departments was done during the period under review. 372 offices, ward chcwkies, Depots etc. including 80 in the Suburbs were visited for stock verification of stores, dead stock, plant and machinery etc., and 214 schools including 70 schools in the Suburbs were also visited for stock verification. Similarly surprise visits were paid to different contract works to check up issues and balances of costly materials like cement, iron steel, etc. In addition, 208 offices and schools etc., including 46 offices, schools, etc., in the Suburbs were visited for scrutiny of proposals for purchase of furniture, typewriters, issue of clothing etc., and for writing off unserviceable articles. Visits were also paid to 245 offices in connection with scrutiny of audit replies, M. C. A.'s audit notes, Provident Fund Claim recoveries, sale of waste paper record, and other miscellaneous work. In the extended suburbs all the offices and sub-offices were visited and the staff concerned was made conversant with the work of maintaining stores accounts which were not hitherto maintained on city lines. Various registers required for store accounting were also introduced.

Periodical checking of balances of petrol, diesel oil etc., at various pumps was done as usual and quarterly live stock statements of bullocks as well as of birds, animals at Victoria Gardens were also verified. Cement checking was also done at various places and the quantity of cement issued for departmental jobs and to the contractors for the works was also checked.

GENERAL.

The following other important work was done by this Department :—

- (i) Departmental inquiry into the appointment of 95 excess teachers in Education Department including detailed scrutiny of applications, etc.
- (ii) Work of collecting data of transfusion cases at Arthur Road Hospital.
- (iii) Detection of 200 bags of cement smuggled away out and out from the Controller of Stores' cement godown.
- (iv) Distribution of clothes to the families affected by fire at Wadala from Mayor's Relief Fund.
- (v) Audit of the Snow Relief Fund.
- (vi) Holding of departmental inquiries into the cases referred to by the Anti Corruption Bureau.
- (vii) Manual of Departmental Inquiries was prepared for Municipal Commissioner's approval.

Shri N. V. Naik G.D.A., was in charge of the department during the year under report.

N. V. NAIK,
Test Audit Officer.

THE BOMBAY CIVIC JOURNAL

The Bombay Civic Journal, completed five years at the end of February 1959.

Besides the Fourth Annual Number published in April 1958, special issues were brought out in connection with Independence day, Divali and Republic Day in August and October 1958 and January 1959 respectively. Bigger in size and better illustrated, the special issues had a variety of articles of civic and general interest from writers all over the country, civic dignitaries and civic officials of Bombay and other important cities, and authorities on various subjects.

With a view to enhancing the utility and appeal of the Journal, a circular letter was addressed to City Fathers, civic officials and readers of the Civic Journal in October 1958, asking for suggestions in regard to the nature of the contents, range and variety of features, lay-out and other aspects of the Journal. The suggestions received were being considered with a view to giving effect to them as far as possible.

With the Journal entering the sixth year of publication in March 1959, the Municipal Commissioner addressed circular letters to Members of the Bombay Municipal Corporation, Heads of Departments in the Corporation and the Mayors and Commissioners of Corporations outside Bombay and the Chairmen and Chief Officers of other local bodies, asking for co-operation in widening the scope of the Journal and giving a classified list of subjects on which articles would be welcome. Response to these circulars has been encouraging.

Proposals for putting the Department on a stable basis were under consideration during the year. In order to cut down expenditure, one full-time post of Assistant to the Editor and two part-time posts of Editorial Assistant and Officer in Charge of Printing were abolished, and in their place, a single full-time post of Assistant Editor was created on a temporary basis to assist the Editor on the editorial, production and printing sides of the Journal and also to act for him in his absence. Further measures of economy, to be pursued without detriment to the efficient and smooth running of the Department, were under consideration. It was also proposed in the course of the year to get the Journal printed at an outside press for the sake both of economy and convenience.

Efforts to make the Journal more interesting and useful to citizens without departing from the civic field were kept up.

Earlier in the year, the Editor was asked to bring out a souvenir in connection with the opening of the Municipal Head Office Extension Building. The material was later incorporated in the regular monthly issue of the Journal.

Students doing research in the sphere of local self-government and officers deputed by other Corporations to study the working of the Bombay Municipal Corporation have been visiting the Civic Journal Office to find useful material in the bound volumes of the Journal.

During the year under report, Shri U. G. Rao, B.A., continued to be the Editor of the Journal.

U. G. RAO,
Editor, The Bombay Civic Journal

PART I

INDEX

	PAGE
Accident Cases—Bai Yamunabai L. Nair Charitable Hospital ...	380
Advances—	133
Advertisements—Licence department ...	326
Advisory Medical Board—Bai Yamunabai L. Nair Charitable Hospital ...	369
King Edward VII Memorial Hospital ...	352
Ambulance—Fire Brigade ...	302
Artist Section—Topiwala National Medical College ...	375
Asphalt Plant ...	232
Assessor and Collector—Report of the ...	205
Bai Yamunabai L. Nair Charitable Hospital—Report of the Dean ...	369
Do. Statistical statements ...	379-384
Balance Sheet (Revenue)—Prepared by the Chief Accountant ...	86
Beds—Distribution of—Bai Yamunabai L. Nair Charitable Hospital ...	379
King Edward VII Memorial Hospital ...	357
The Lokmanya Tilak Municipal General Hospital ...	398
Beds No. of—Bai Yamunabai L. Nair Charitable Hospital ...	379
King Edward VII Memorial Hospital ...	357
The Lokmanya Tilak Municipal General Hospital ...	398
Blood Bank—Bai Yamunabai L. Nair Charitable Hospital ...	371
King Edward VII Memorial Hospital ...	352
Bombay Municipal Servants Act 1890—Cases under ...	46
Building Branch—Report of the ...	228
Burst & Leaks to Trunk Mains ...	291
Capital Account—Figures of ...	53
Chawls—Municipal Statement of Capital cost of ...	258 & 263
Chief Accountant—Report of the ...	47
Chief Librarian—Report of the ...	319
Chief Officer—Fire Brigade—Report of the ...	299
City Engineer—Report of ...	221
Colleges—G. S. M. College—Report of ...	345
Nair Hospital Dental College—report of ...	391
Topiwala National Medical College—Report of ...	369
Compressor Stations ...	237
Construction Branch—Hydraulic Engineer's Department ...	281
Construction Branch—City Engineer Department ...	224
Controller of Stores—Report of the ...	321
Co-operative Credit Society Ltd.—King Edward VII Memorial Hospital ...	351
—Education Department ...	420
Curator—Victoria and Albert Museum—Report of the ...	317
Dadar—Purification Works—Report of the ...	235
Debt charges—Allocation of Chief Accountant's Report ...	51
Departmental Heads—List of the ...	4
Departmental Accounts—Statement of ...	140
Distribution Branch—Water Department ...	277
Drainage Purification Works ...	225
Drainage Schemes ...	226
Drawback claims—Assessment Department ...	208
Education—Free and Compulsory ...	415
Physical ...	415
Primary—Government Grant on ...	418
Vocational ...	415
Ejectments—Suits for ...	259
Ejector Stations ...	237
Election—Rolls ...	213
Election and Town Duty Officer—Report of the ...	213
Estate Agent and Land Manager—Report of the ...	251
Evaporation losses at lakes ...	273
Expenditure—Revenue account ...	54, 142, 198
Expenditure—Statement of ...	71
Ex-Trusts and Municipal Estates—Review of the ...	256

	PAGE
Factories—Permit	243
Family Health Centre—King Edward VII Memorial Hospital	351
Fees for admission to Victoria and Albert Museum	317
Fire—Alarms	299
Fire—Appliances	312
Fire—Calls	299
Loss of life, properties	299-300
Serious Fires	299
Fires—Summary of	303
Flood Gates	237
Flooding	234
Footpaths	229
Funds—Special-Statement of	82, 134
Gardens—Outside City Division—Hydraulic Engineer's Department	275
Gardens—Victoria Gardens	313
Amenities for Children—Amusement	313
Income and Expenditure	313
Music Programme	313
Sites	313
General Account Pertaining to Estates Agent and Land Management—Statement of	264
Ground rent—	258
Gymkhana—Seth Goardhandas Sunderdas Medical College	346
Topiwala National Medical College	376
Hawkers—Licence Department	325
Heads of Departments—List of the	4
Health Department—Report of—See Part II	Part II
Hostels—Seth Goardhandas Sunderdas Medical College	346
Topiwala National Medical College	374
House drains Municipal—Engineering Department	234
Housing Accommodation—Municipal	228
Housing—Dishousing and Rehousing—Extrust Estates.	257
Hydraulic Engineer—Report of the	273
Improvement Schemes Account	54
Income—Statement of	67
Revenue Account—Water Works	125
Investments	51
Island of Bombay—Map of the Zones of water supply	293
Joint Councils—Labour Department	430
King Edward VII Memorial Hospital—Report of the	345
Labour Officer—Report of the	429
Labour Staff—Number of the	429
Labour Relations—Report regarding the	429
Lakes—Statistics of—	273
Powai	273
Tansa	273
Tulsi	273
Vehar	273
Vaitarna	273
Land—Acquisition of	251
Municipal—Disposal of	256
Sale proceeds of	49
Layouts—Changes in the	256
Leases—Long term	257
Short term	258
Temporary	259
Legal Department—Report of the	407
Libraries—Municipal	319
Books and Magazines—Classification and Cataloguing of	319
Circulation of	319
Purchase of	319
Municipal Teachers'	420
For Patients in K. E. M. Hospital	351
Seth Goardhandas Sunderdas Medical College	345
Topiwala National Medical College	374
Licences—Licence Department	325
Lighting of Public Streets	230

	PAGE
Loans—Allocation of	48
Mahatma Gandhi Memorial Olympic Swimming Pool—Report of	435
Mains—New—laying of the	281
Maintenance Branch—Hydraulic Engineer's Department	275
Maintenance Branch—City Engineer's Department	228
Manager, Municipal Printing Press—Report of	341
Master Plan for distribution of water supply to the Greater Bombay area	217
Mechaical Branch—Report of the	239
Medical Assistance to Municipal Employees—Scheme of	430
Medical Inspection of School Children—School Health Services	Part II-7
Medical Superintendent—The Lokmanya Tilak Municipal General Hospital,—Report of the	395
Do. —Group of T. B. Hospitals, Sewri—Report of the	401
Metered connections Revenue from	280
Meters—Details of	276,280
Repairs to	276
For Domestic Supply	280
Monuments and Statues—Public	230
Museums—Seth Goardhandas Sunderdas Medical College	346
Topiwala National Medical College	375
Victoria and Albert Museum	317
Nurses' Welfare Fund—King Edward VII Memorial Hospital	350
Nursing Staff Bai Yamunabai L. Nair Charitable Hospital	371
King Edward VII Memorial Hospital	350
Outside City Division—Maintenance Branch—Hydraulic Engineer's Report of the	273
Patients—Number of—Bai Yamunabai L. Nair Charitable Hospital	370
King Edward VII Memorial Hospital	347
In-patients—Summary of—King Edward VII Memorial Hospital	347-357
Out-patients—	
Bai Yamunabai L. Nair Charitable Hospital370, 379, 384
King Edward VII Memorial Hospital347, 357, 363
Poor patients—King Edward VII Memorial Hospital	
Relief to	354, 355
Physiotherapy Department—King Edward VII Memorial Hospital	348
Poor Box Charity Fund—King Edward VII Memorial Hospital—Donations to	355
The Lokmanya Tilak Municipal General Hospital, Sion	396
Poor Patients Fund—Bai Yamunabai L. Nair Charitable Hospital	371
Printing Press—Report of the	341
Private Buildings—Construction of	237
Projections—Unauthorised—Removal of	238
Properties in the City—No. of/in charge of Estate Agent and Land Manager's Deptt.	258
Public Relations Department—Report of	433
Pumping Stations—Construction of	237
Purification Works, Dadar,	235
Dharavi	236
Love Grove	235
Rain fall—Graph showing the	288B
Rateable Value—Complaints	208
Incidence of	205
R. C. Urdu Training Institute for lady teachers	413
Refrigeration plant—Arthur Crawford Market	335
Refuse—Removal of	244
Rents—Chawls—	258
Ground Rent—Commutation of	257
Semi Permanent Sheds	259
Suits for recovery of	259
Research Activities—Seth Goardhandas Sunderdas Medical College	345
Revenue Account—Income and Expenditure	66
Revenue Surplus—Statement of—	66
Riot Tax—	208
Roads—Maintenance Branch—Construction of—	228, 229
Special—Schemes (Estates and Land Management Department)	256

	PAGE
Road Rollers—	230
Schemes—Town Planning	242
Schools—Aided—	414
Expenditure incurred by—	415
Grants to—	414
School Buildings—Municipal—	413
Schools Clinic—King Edward VII Memorial Hospital	353
Schools Education—Municipal—Classes—	411
Prizes—Trust Fund	413
Pupils—Average cost per pupil—	425
Number of—	411, 422
Scholarships—	413
Teachers—General information	412
Scholarships to the Children of Municipal Employees—Statement of	430
Schools—Unaided Recognised	415
Vocational	415
General information	419
Scout Movement—Boy Scouts	416
Girl Scouts	416
Secretary—Municipal—Report of the—	1
Schools—Report of the Education Officer	411
Senior Asstt. Engineers—Report of the	215
Set-backs	230
Seth Goardhandas Sunderdas Medical College—Report of the Dean—	345
Sewage disposal plants	235
Shops and Establishments—Report of	331
Sinking Funds	49, 111, 173
Slum Clearance	223
Solicitor to the Corporation—Report of the—	407
Special Engineer—Report of the—	215
Statues and Monuments—Public	230
Stock Verification—Central Stores—Report of	52
Stores—Statement of details—	324
Stores Transactions—Statement of	323
Storm Water Drains—Construction of—	223
Streets lighting—Public—	230
Streets—Name boards of—	230
Strikes—Sudden Stoppage of Work—Labour Relations	429
Students—Seth Goardhandas Sunderdas Medical College—Admissions—	366
Topiwala National Medical College—Admissions	373
Topiwala National Medical College—Examination Results—	374
Nair Hospital Dental College—Admissions	391
Sub-vention Scheme	234
Superintendent—Bai Yamunabai L. Nair Charitable Hospital—Report of the	369
Gardens— Report of the	313
Licences, Shops and Establishments—Report of the	325
Markets and Slaughter Houses—Report of the	335
L. T. Municipal General Hospital, Sion,—Report of the	395
Surplus Cash Balance	47
Survey and Design Section—Hydraulic Engineer's Department	283
Tansa Lake—Statistics of	273
Taxes—Collection of	205
Demand of	206
Exemption from General tax—	208
Outstandings	207
Property taxes	205
Rates of	205
Refunds	208
Riot tax	208
Urban Immoveable Property Tax	208
Wheel Tax	205

	PAGE
Teaching Staff—Nair Hospital Dental College	392-93
Seth Goardhandas Sunderdas Medical College...	359-60
Topiwala National Medical College	381-82
Tenements—No. of	205
Town Duties—Collection	213
Refund	213
Revenue	213
Town Planning Schemes—	242
Town Planning Scheme—Mahim	242
Traffic Islands—	231-32
Tramways	230
Trolley track	274
Trunk Mains—Bursts and Leaks	273, 274
Tulsi Lake—Statistics of	273
Unions—Names of—	429
Vaitarna—Cum—Tansa Scheme—Report of Special Engineer	215
Dam	215
Vehar Lake—Statistics of	274
Vehicles—No. of	205, 212
Visitors No. of to—Lakes	275
Libraries—	319, 320
Museum	317
Victoria Gardens	313
Water—Sterilization of—	274
Water Charge—Compounded—	283
Water Connections—No. of the	276
Water—Distribution of—	277
Water fittings—Testing of—	276
Water Mains—Bursts and Leaks—	274
Water Supply—Average of	279
Disconnecting the—	279
Hours of—	278
Sources of	273
Statistics of	273
Sterilization of—	275
System of—	273 & 277
Works of—General nature	283
Inside City Division	275
Welfare Branch—Report of the	431
Workshops Foundry	239
Workshops—Municipal—Report of	239
X-Ray and Electro Therapeutical Report—King Edward VII Memorial Hospital	350
do. do. —B. Y. L. Nair Charitable Hospital	386
Zoning	243
Zoo—Victoria Gardens—Livestock in the—	} 314-315
Zoo—list of animals in the	} 314-315

PART II

CONTENTS

PAGE.

I.—REVIEW OF THE YEAR—

(1) Outstanding features	1
(2) Population	1
(3) Density of population	1
(4) Meteorology	1
(5) Rainfall	1
(6) Births and deaths	1

II.—PUBLIC HEALTH ADMINISTRATION—

Divisions of the city and distribution of the staff	1.6
(1) General Sanitation	2
(2) Food Sanitation	3
(3) Vital Statistics	3
(A) Births and birth-rate	3
(B) Deaths and death-rate	3
(C) Mortality by sex and age	3.8
(D) Deaths by causes	3
(E) Ascertainment of causes of deaths	3.9
(F) Deaths by months	3
(G) Mortality by sections	3.01
(H) Copies of birth and death registry	3
(I) Infant mortality	3.11
(J) Maternal mortality	4
(4) Control of communicable diseases—	4
(a) Notification	4
(b) Plague	4.41
(c) Smallpox	4
(d) Cholera	4.41
(e) Influenza	4
(f) Enteric fever	4
(g) Acute anterior poliomyelitis	4.41
(h) Diphtheria	4
(i) Cerebrospinal meningitis	4
(j) Tuberculosis	4
(k) Venereal disease	5.41
(l) Leprosy	5
(m) Malaria, anti-malaria and insecticidal measures and disinfection	6
(5) Hygiene—	
(i) Maternity and Child Welfare Services	7
(ii) Family planning clinics	7
(iii) School Health Work	7
(7) Medical relief	10
(8) Health propaganda and education	10
(4) (A) Report of the Medical Superintendent, Arthur Road Hospital	10
(6) Report of the Municipal Analyst	12
(4) (B) Report of the Superintendent of Vaccination	14

Tables	15 to 75
--------	----------

DIAGRAMS—

A.—Annual total deaths by causes, 1917-1958	1
B.—Annual death-rate 1901-1958	2
C.—Death-rate from principal causes	3
D.—Infant mortality rate 1881-1958	4
E.—Maternal mortality rate	5
F.—Climatic conditions in Bombay in 1958	6
Fl.—Daily mean births and deaths in 1958	6
G.—Annual admission of cases in Arthur Road Hospital	10

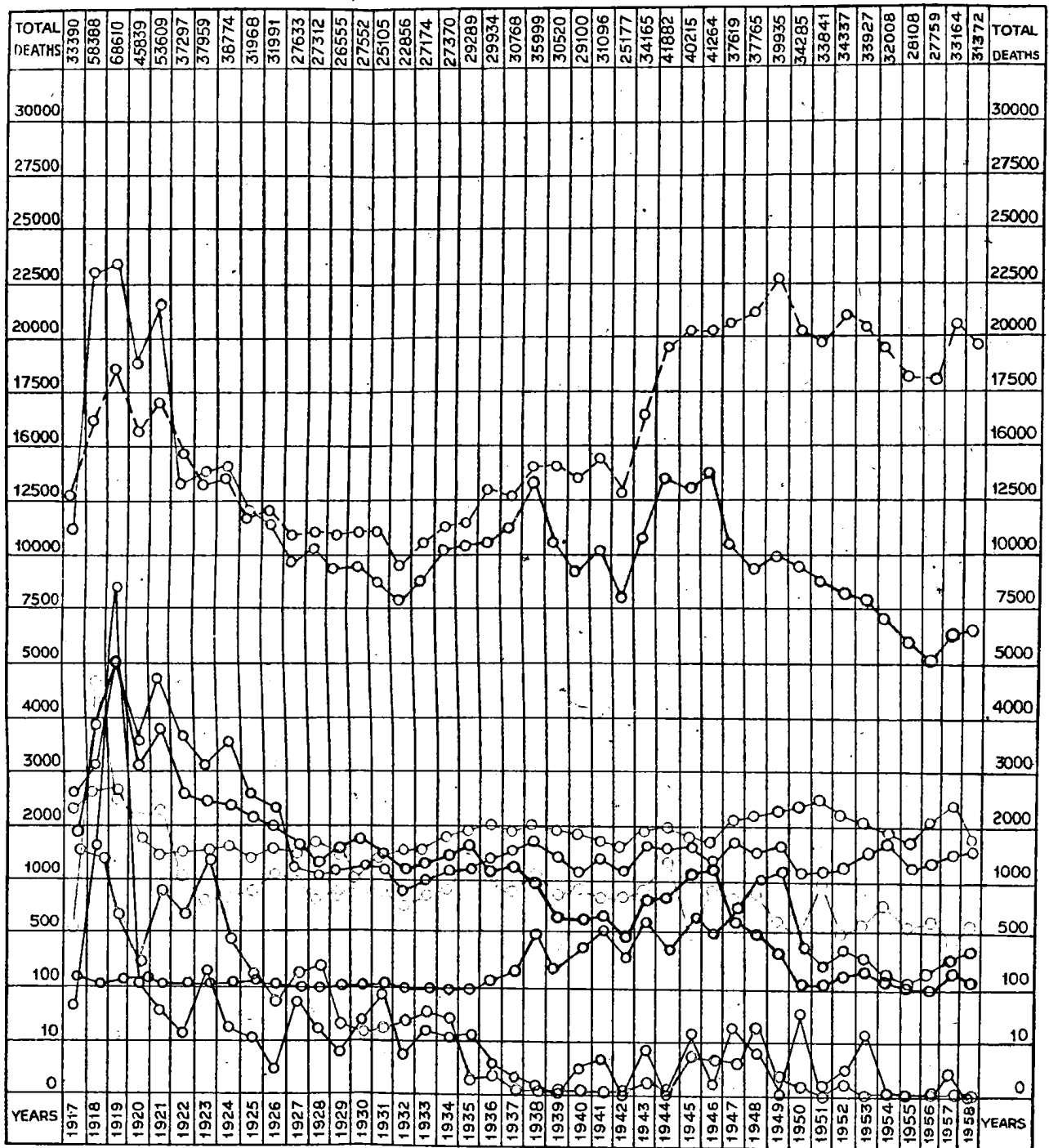
SUMMARY OF STATISTICS











FOR THE YEAR 1958


1. Area of Bombay City and Island	26,189 sq. miles (16,751.42 acres)
2. Density of population per acre	139
3. Population	} Census of 1951	23,29,020
		} Mid-year estimated
4. Total live births registered	67,669
5. Birth-rate per 1,000 population	} Census 1951	28.8
		} Mid-year estimated
6. Total deaths
7. Death-rate per 1,000 population	} Census 1951	13.5
		} Mid-year estimated
8. Total deaths among infants (under 1 year)
9. Infant deaths per 1,000 live births	121.6
10. Maternal deaths	97
11. Maternal death-rate per 1,000 births (including still-births)	1.4
12. Maternal death-rate per 1,000 live births	1.4
13. Still-births	3,102
14. Plague—deaths	Nil.
15. Cholera—deaths	Nil.
16. Smallpox	{ (a) deaths	783
		{ (b) death-rate
17. Influenza	{ (a) deaths	
		{ (b) death-rate
18. Tuberculosis	{ (a) deaths	
		{ (b) death-rate
19. Acute anterior poliomyelitis	{ (a) deaths	
		{ (b) death-rate
20. Diphtheria	{ (a) deaths	
		{ (b) death-rate
21. Typhoid	{ (a) deaths	
		{ (b) death-rate

DIAGRAM "A"

ANNUAL TOTAL DEATHS FROM DIFFERENT CAUSES IN BOMBAY CITY 1917-1958



-  SMALLPOX
-  PLAGUE
-  TYPHOID
-  RESPIRATORY DISEASES
-  AGUE & REMITTENT FEVER & FEVER NOT DEFINED
-  CHOLERA
-  TUBERCULOSIS
-  OTHER INFECTIOUS DISEASES
-  DIARRHOEA ENTERITIS & DYSENTERY
-  OTHER NON-INFECTIOUS DISEASES



The Lady Medical Officer at a Municipal Maternity Home demonstrates the use of advised contraceptives.

Annual Report of the Executive Health Officer for the year 1958

Dr. G. N. Kowshik, M.B.B.S, B.Hy., D.P.H., held the post of the Executive Health Officer, throughout the year.

(1) **Outstanding Features.**—(i) The incidence of Small-pox suddenly rose at the beginning of the year and assumed epidemic proportions. The disease was declared as epidemic during the week ended on 1st February 1958 and continued so upto 7th June 1958. Preventive measures such as detection of cases, compulsory removal of cases to the Infectious Diseases Hospital, disinfection, mass vaccination, etc., were carried out vigorously.

(ii) Pandemic Influenza, which prevailed in the city during May and June 1957 had its aftermath. The infection continued lingering in the town.

Although the disease has been declared as compulsorily notifiable, the notification of cases by the medical practitioners is very poor.

The number of deaths registered due to Influenzal Pneumonia during the year was 26 in a total of 6,737 deaths ascribed to respiratory diseases.

(iii) The incidence of Enteric Fever, though endemic in Greater Bombay, showed an unusual and abrupt increase towards the end of the year in the Colaba area. It was promptly investigated and with the adoption of all the precautionary measures, the increase was duly controlled. This was a repetition of a similar Typhoid out break in Dhobi Talao area in November and December 1957, presumably caused by contamination of the water supply.

(2) **Population.**—The population figure for the city *viz.*, 23,29,020 as per the census of 1951 (table 1) has been taken as the basis for rates for vital statistics in this report. The mid-year estimated population of the city was 33,77,000.

(3) **Density of Population.**—The area of the city is 26.189 square miles (16,751.42 acres) with the density of the population at 139 per acre (table 2).

(4) **Meteorology.**—Meteorological data for the year is given in table 3.

(5) **Rainfall.**—The total rainfall in millimeters recorded at the Colaba Observatory was 3319.2. It was above normal by 1510.4 millimeters. It rained on 101 days as against 98 in 1957 and 110 days in 1956. The wettest month of the year was August, with a rain-fall of 1265.4 mm.

(6) **Births and Deaths.**—67,069 live births and 31,372 deaths were registered as against 64,526 live births and 33,164 deaths in the previous year. The rates of births and deaths per 1,000 of the census population were 28.8 and 13.5 respectively, and 19.9 and 9.3 respectively per 1,000 of the mid-year estimated population.

PUBLIC HEALTH ADMINISTRATION

(1) **General Sanitation.**—This included inspection, supervision and statutory actions in relation to premises, their environs and also licensable trades, to remedy sanitary defects and deficiencies and obviate to statutory nuisances.

For this purpose, the city is divided into 7 wards, A to G, grouped under four Assistant Health Officers. The wards are sub-divided into 51 sections, each of which is in the charge of a Medical Assistant or a Sanitary Inspector. These 51 sections are grouped to form 10 registration district each being in the charge of a Medical Inspector for the registration of births and deaths.

(2) **Food Sanitation.**—This includes enforcement of sanitation and hygiene in food establishments and on hawkers of food, and destruction of unwholesome food.

Food Adulteration : Since the Prevention of Food Adulteration Act came into force in 1954, sampling of foods has become more elaborate than before in the procedure prescribed for it. In addition to the usual staff of Food Inspectors, a mobile squad for surprise sampling with swiftness has been at work to control food adulteration through sampling.

Milk sampling was done as before through Milk-Sub-Inspectors as well as Food Inspectors.

(3) **Registration of vital statistics.**—The registration of births and deaths in the city has been very nearly complete as in previous years. Live Births registered during the year numbered 67,069 and deaths registered numbered 31,372 giving a natural increase of 35,697 persons in the population. Morbidity registration pertained chiefly to the 17 notifiable diseases prominent among which were Small-pox, Enteric Fever and Diphtheria. The extent of incidence and mortality of these diseases are given later in this report.

(4) **Control of communicable diseases.**—The measures taken for the prevention of diseases such as Small-pox, etc., included isolation and treatment, contact and mass immunization and health education of the masses.

Cases of infectious diseases (except tuberculosis, venereal diseases and leprosy) were isolated and treated at the Municipal Infectious Diseases Hospital at Arthur Road, which is under a Medical Superintendent. The staff was duly supplemented from time to time when the increase in the number of patients demanded it. The Honorary staff of the hospital rendered valuable service whenever needed.

Cases of *Tuberculosis* were treated at the Municipal Group of Hospitals for Tuberculosis at Sewri. Admissions to these hospitals were regulated as per the waiting list maintained at the Out-patient Department of the hospital after examination by the Honoraries. Out-patients were also treated at the clinics at Princess Street, Foras Road and Dadar.

The *Veneral Diseases* cases were treated at the special clinic at Bellasis Road.

The infectious cases of *Leprosy* detected at the Municipal Free Dispensaries were directed to receive treatment at the clinic of the Acworth Leprosy Home, Wadala. The non-infectious cases were treated at the dispensaries.

The *anti-malaria* and *insecticidal* services were carried out by the Insecticide Branch.

Primary vaccination and *re-vaccination* against Small-pox were carried out under the direction of the Superintendent of Vaccination.

Immunization against Small-pox, Cholera, Enteric Fever, Tetanus and Diphtheria were also carried out at the Municipal Free Dispensaries and the City Fever Hospital. This included immunization for the purposes of International Travel as prescribed by the W. H. O.

(5) Hygiene

Maternity and Child welfare—Antenatal care, care at birth, care during infant and pre-school life was rendered through the 6 municipal maternity homes under the charge of six lady medical officers, with a staff of 37 nurses and 22 health visitors. The medical officers conducted the main clinics at the respective homes and 10 subsidiary clinics. The maternity unit at Dharavi was in the charge of two trained health visitors under the guidance of one of the medical officers.

Family Planning.—Instruction and advice in spacing of births were given at 19 Family Planning Clinics. The Supervising Medical Officer (Maternity) supervised these activities. The operative procedures for family planning are done at the larger Municipal Hospitals on a voluntary basis only.

P. T. A. P.—Arrangements have been made to inoculate children aged 6 months to 5 years with P. T. A. P. antigen against Diphtheria at Post-natal clinics of the 6 Maternity Homes.

B. C. G.—B. C. G. Vaccination was given to new-born babies, with the consent of the mothers.

Well Baby Clinics.—The clinics now function at four of the Maternity Homes.

School Health work:

(a) *Medical service*.—Out of about 2,25,605 pupils in the Municipal schools, 82,543 were examined and of them, 70,098 were found to have one or more physical ailments. Arrangements to treat 19,446 pupils were made in the school clinics at the B. Y. L. Nair Hospital and the K. E. M. Hospital.

(b) *Milk feed*.—52,140 scholars were given free toned milk feed of 6 ozs. each during the year under reference.

(c) *Snacks*.—Snacks comprising of chikki or fruits were given in addition to the milk feed.

(6) *Municipal Laboratory*.—The analysis of samples of food, Municipal water supply and of clinical specimens was carried out in the Municipal Laboratory in charge of the Municipal Analyst.

25,652 samples were examined during the year chemically and bacteriologically. Prosecutions have been launched in 3,539 cases under the Prevention of Food Adulteration Act, 1954, in respect of the food samples found adulterated.

(7) *Medical Relief*.—Medical Relief was administered through 26 free dispensaries (two Ayurvedic) under 27 medical assistants, one Mobile Dispensary Unit, 6 dispensaries for women and children under 3 part-time lady doctors, 1 Eye Hospital and an Eye Dispensary under 2 honorary surgeons and one senior nurse.

The number of new cases treated at the General Dispensaries, etc., was 4,45,095. The total attendance was 21,66,815. The figures at Women's Dispensaries were 7,722 and 93,487 respectively.

There were 259 indoor patients treated at the Eye Hospital while 12,344 cases were treated at the Eye Dispensary.

In 13 out of 26 dispensaries, arrangements have been made for active immunization against Diphtheria with P. T. A. P. of children below 10 years of age. Anti-Tetanus injections are also given at these 13 dispensaries.

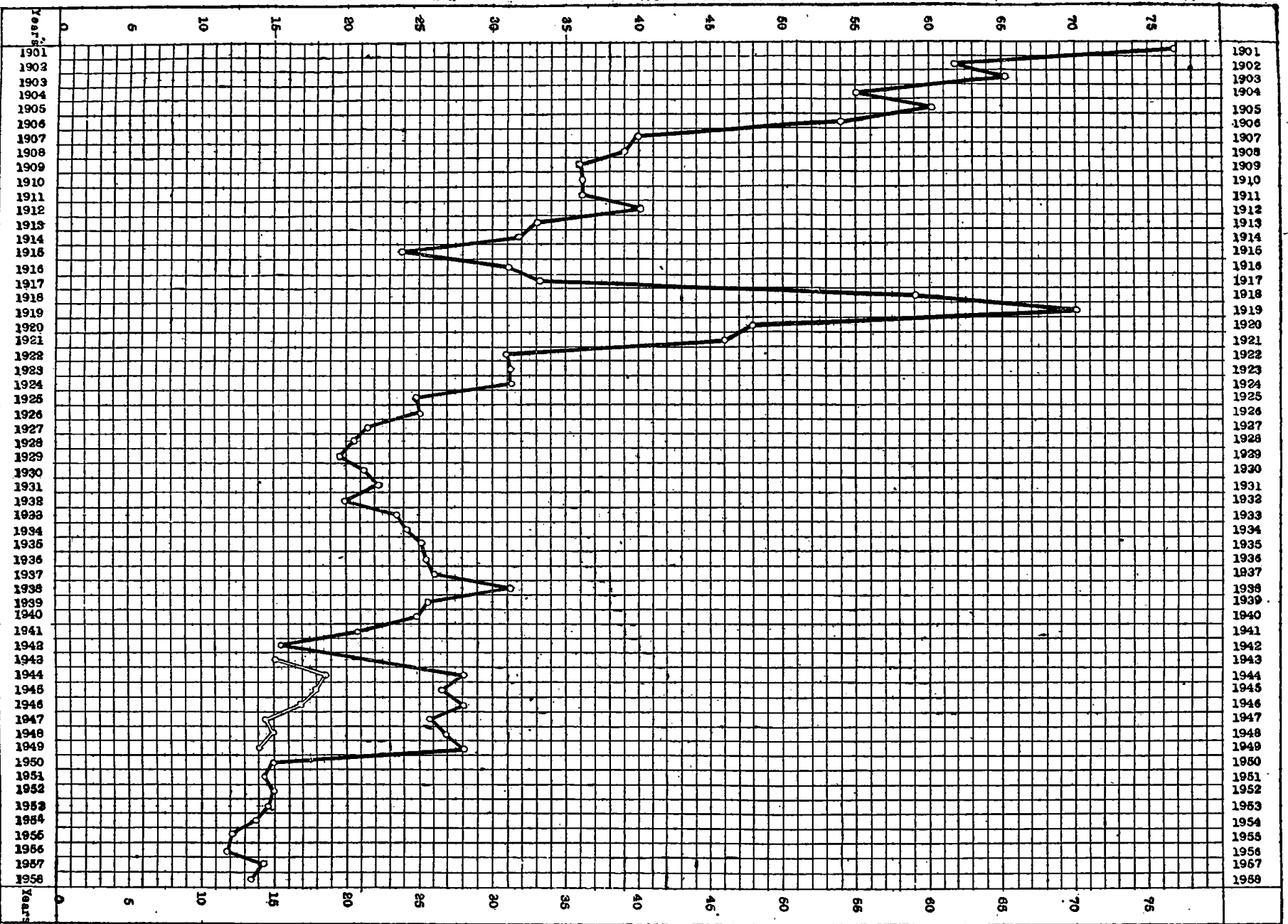
(8) *Health education* was carried out by the Public Relations Officer, through all modern publicity media. The details are mentioned in that Officer's Report.

(I) GENERAL SANITATION.

Sanitary condition of the city was, on the whole, satisfactory throughout the year. Insanitation where detected, was *inter alia*, due to insufficiency of sewers and continuance of the basket-privy system, high density of houses and persons per acre and practical difficulties such as absence of proper access, transport difficulties, etc., in the way of rendering adequate conservancy services, both as regards the removal of refuse and also comparative shortage of water supply. About 775 basket privies still remained to be converted into the full-flushing system, pending the implementation of the town planning schemes.

Water supply.—The City continued to receive chlorinated water supply. Apart from occasional complaints from individuals as regards unwholesome water supply at certain points of the distribution system breaches were noticed or suspected in pipelines in certain localities of 'A' ward, which were got repaired promptly. Constant check of the quality of the water supply and dosage of chlorine was exercised through systematic sampling and analysis of water at various points in the supply and distribution system.

DIAGRAM B
ANNUAL DEATH RATE IN BOMBAY CITY
(1901-1958)



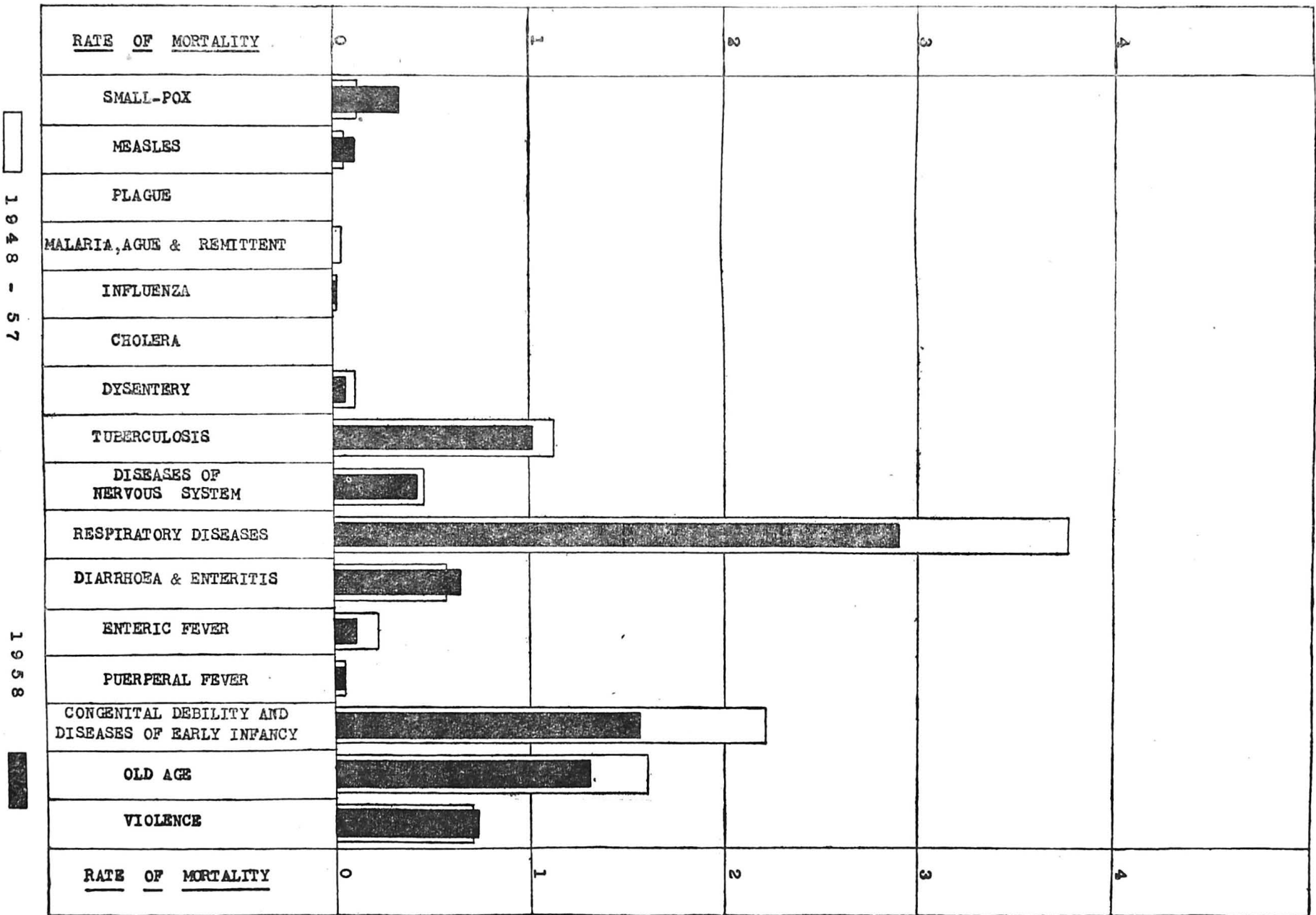
CENSUS POPULATION (1951) :- 23,89,020
 RATIONING POPULATION (BEGINNING OF 1950) :- 27,71,282

RATE ON CENSUS POPULATION :-
 RATE ON RATIONING POPULATION :-



DIAGRAM C

DEATH RATE PER 1000 POPULATION FROM PRINCIPAL CAUSES IN
BOMBAY CITY IN 1958 AND THE DECENNIAL AVERAGE 1948-57



1948 - 57

1958

Drainage.—In the Mahim area in North Bombay included in three Town Planning Schemes, sewers have been laid in a major portion of it.

Sanitary control of dwellings.—The routine inspection of dwellings for detection of sanitary defects was made by the sanitary inspectors, medical assistants and medical inspectors under the general supervision of the Assistant Health Officers. During the year, 2,941 insanitary huts were demolished or vacated.

Sanitary Inspection.—Details are given in Table 4.

Slum areas continued to receive special attention so far as sanitary measures in general were concerned. However, with the passing of the amendment of the Bombay Municipal Corporation Act, about the middle of 1954, regarding slum clearance, particular attention was paid by the Municipal Engineering Department to slum clearance schemes.

Milch Cattle Stables.—Few milch cattle stables in City were yet to be removed to the Government milk colony at Aarey.

(2) FOOD SANITATION

- (i) A statement regarding the work of enforcement of milk sanitation is given in table 5.
- (ii) Particulars regarding the destruction of unwholesome food are given in table 6.
- (iii) Statements regarding statutory notices and court cases are given in tables 7 and 8 respectively.

(3) VITAL STATISTICS

(A) Births and Birth-rate.—The live births registered during the year were 67,069 which were 2,543 more than in 1957 and 4,384 above the average of the decennium (1948-57). Of the registered births, 34,334 were male and 32,735 female, giving a proportion of 104.9 males to 100 females. The birth rate was 28.8 per 1,000 of the population. Details are given in tables, 2, 9, 10, 11 and 12.

The number of still-births reported was 3,102 or 4.6 per cent. of live births.

(B) Deaths and Death rate.—The total number of deaths registered from all causes was 31,372 as against 33,164 in 1957, being 2,141 below the annual average mortality of the preceding 10 years, and 379 more than the mean mortality of the preceding 5 years.

The death-rate per 1,000 of the population was 13.5. 25.9 per cent. of the total deaths were among infants below 12 months. Out of these 43.7 per cent. were recorded as due to congenital debility or premature births or malformation, etc.

The annual number of total deaths from different causes in the city since 1917 is plotted in graph A facing page 1. Death rates are shown in diagram B, facing page 2.

(C) Mortality by sex and age.—Of the 31,372 deaths 17,765 were among males and 13,607 among females. The excess of deaths among males may be ascribed to the slight preponderance of males in the population, their number being nearly 63.5 per cent. of the total population. The death-rate among females was, however, actually higher than that among males. The male death-rate was 12.0 and the female 16.0 as against 12.6 and 17.1 respectively in 1957 (*vide* tables 13, 14 and 15).

(D) Principal causes of deaths are given in table 16.

It will be seen from the diagram C, (facing page 3) that diseases of the respiratory system claimed the highest number of deaths as in the past with a death-rate of 2.9 per 1,000 of population. A large proportion of deaths from respiratory diseases occurred among infants and children under five years of age. The causes coming next on the list for the year were congenital debility and diseases of early infancy (1.6), old age (1.3) and tuberculosis (1.0).

(E) Ascertainment of causes of deaths are given in tables 17 and 18.

(F) Mortality by months is given in table 19.

(G) Details of mortality by sections, etc., are given in tables 20, 21 and 22.

(H) Copies of birth and death registry issued.—During the year 11,015 copies of registry of births and 17,605 copies of registry of deaths were issued. The total fees received for copies of certificates, for searches of birth and death registers for various periods and for producing records in courts of law, amounted to Rs. 47,368.87 nP, as against 44,670.63 nP. in 1957.

(I) Infant Mortality.—(a) Deaths among infants under one year of age numbered 8,153 which was 333 more than in the preceding year and 632 less than the annual average of the previous decennium. The infant mortality rate for the year was 121.6 per thousand of live births as against 121.2 in 1957.

(b) Of the 8,153 infant deaths, 7,307, i.e., 89.6 per cent. were among the infants born in the city and 846 i.e., 10.4 per cent. were among those born outside the city (*vide* table 23). The births of these 846 infants were naturally not registered in the city birth registry. Excluding these 846 deaths, the infant mortality rate would be 108.9. How much of this reduction in the rate could be set off against the deaths of infants occurring outside the city, though born and registered in the city, cannot be estimated. But in the absence of any specific cause or evidence of emigration, the number must be small, and, therefore, the infant death-rate after correction for residence would not be much above 108.9, i.e., 12.7 less than the recorded rate of 121.6.

Diagram D facing page 4 shows the trend of infant mortality rate in this city during the last 77 years.

(c) *Causes*.—It will be seen from tables 24 and 25, that 6,049 or nearly 74.2 per cent. of the total infant deaths were due collectively to diseases of the respiratory system, infantile debility and premature births, as against 5,749 deaths or 73.4 per cent. in 1957. Diarrhoea and enteritis caused 857 deaths, Ague and Remittent fever and fever not defined 45 deaths, and Convulsions caused 106 deaths. Deaths from Small-pox and Measles numbered 120 and 84 respectively, while poliomyelitis caused 5 deaths.

(d) *Quinquennial averages*.—Compared with the annual average of the preceding five years, the total deaths among infants in 1958 was 71 more. An increase of 72, 47 and 68 was, however, recorded under Small-pox, Measles and Diseases of the respiratory system, respectively (*vide* table 26).

(e) *Age at Death*.—The infant deaths in the first week of life were 2,494 or 30.6 per cent. and in the age-period 1 to 4 weeks, 1,441 or 17.6 per cent. of the total. Thus, 3,935 infant deaths or 48.2 per cent. of the total number occurred in the first month of life. In the next two age-groups, *viz.*, 4 weeks to 6 months and 6 to 12 months, the infant deaths numbered 2,199 and 2,019 respectively constituting 27.0 per cent. and 24.8 per cent. of the entire infant mortality (*vide* tables 24 and 25). For neo-natal death-rate see table 27.

(f) *Infant mortality by months*.—See tables 28, 29 and 30.

(j) *Maternal Mortality Rate*.—This rate was 1.4 as against 1.5 in 1957.

Deaths in puerperal state by causes are given in table 31.

(4) CONTROL OF COMMUNICABLE DISEASES.

(a) *Notification*.—The total number of notifications of infectious diseases received during the year was 11,294 as against 9,002 in 1957 (*vide* table 32). Of these 11,213 (99.3 per cent.) were from the District Registrars and 81 (0.7 per cent.) were from the medical practitioners.

(b) *Plague* was absent during the year.

Anti plague measures.—(i) *Preventive inoculation*: During the year, 8 persons were inoculated against plague at the Haffkine Institute, Parel.

(ii) *Rat Destruction*.—The total number of rats caught and destroyed in Greater Bombay during the year was 10,28,131 (including 2,49,015 *Rattus Rattus* and 4,48,474 *Gunnomys Kok*) as against 10,09,017 in 1957. No rat was found plague-infected (*vide* table 33).

Susceptibility of rats to plague.—The Haffkine Institute reported that the susceptibility of rats to plague was as below:—

R. *Rattus*: 9.0 per cent. susceptible.

Other anti-plague measures, *viz.*, (iii) *Flea destruction*, especially through D.D.T. dusting of rat-holes and D. D. T. spraying of houses, etc., and (iv) *Thorough cleansing of areas* are described elsewhere in this report.

(c) *Small-pox* caused 2,916 attacks (including 62 originating in other local areas of India) and 783 deaths (*vide* table 34).

(d) *Cholera* caused 2 attacks (1 originating in other local area of India) and no death. Preventive measures including food sanitation campaigns were continued. 30,351 persons were inoculated against cholera.

(e) *Influenza* was recorded as the cause of 26 deaths as against 174 in 1957 and the annual average 22 for the preceding decennium.

(f) *Enteric Fever*.—The number of notified cases, *viz.* 2,899 (including 88 originating in other local areas of India and 1 imported) was 436 more than that in 1957. The total number of deaths was 262 as against 258 in 1957. The case mortality rate was 9.0 *vide* tables 35, 36 and 37. 1,71,238 persons were inoculated with T. A. B. Vaccine. Other preventive measures, including D. D. T. spraying as an anti-fly measure, surprise inspection of food establishments, etc., destruction of unwholesome food stuffs, propaganda, etc., were carried out as usual, besides treating all cases of typhoid with chloramphenicol, etc., at the City Fever Hospital, Arthur Road.

(g) *Acute anterior poliomyelitis* caused 140 cases (27 originating in other local areas of India) and 36 deaths.

(h) *Diphtheria*.—4,007 cases were notified (*vide* table 38). Of these, 216 originated in other local areas of India; 140 cases proved fatal.

(i) *Cerebro-spinal meningitis*.—15 cases were reported, two proving fatal, as against 7 fatal cases during 1957.

(j) *Tuberculosis* took a toll of 2,391 lives and the death-rate of tuberculosis was 1.0 per 1,000 of population; *vide* tables 39 and 40.

The sputum examination of specimens sent by the medical practitioners was done free of charge at the Municipal Laboratory.

Cases of tuberculosis were admitted to the Municipal Group of Hospitals for Tuberculosis at Sewri which has an accommodation for 460 in-patients, besides 100 beds reserved by the Bombay Municipal Corporation at the Sarvodaya Hospital, Ghatkopar. The cases directed by the 3 clinics were admitted as per the waiting list maintained at the hospital outdoor after examination by the honoraries. A. P. and P. P. refills and

DIAGRAM D

DEATHS IN INFANTS PER 1000 BIRTHS IN BOMBAY CITY (1881-1958)

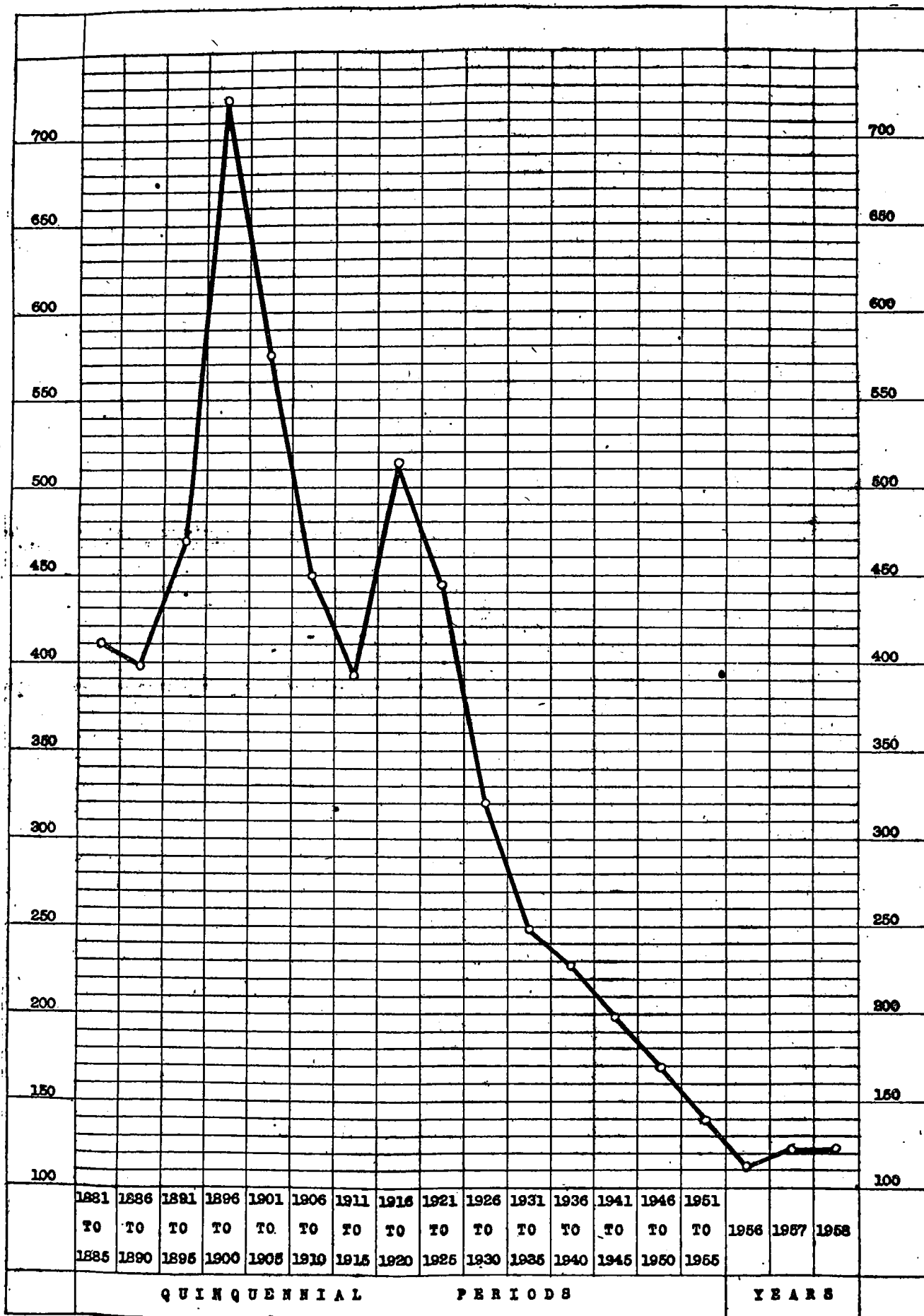
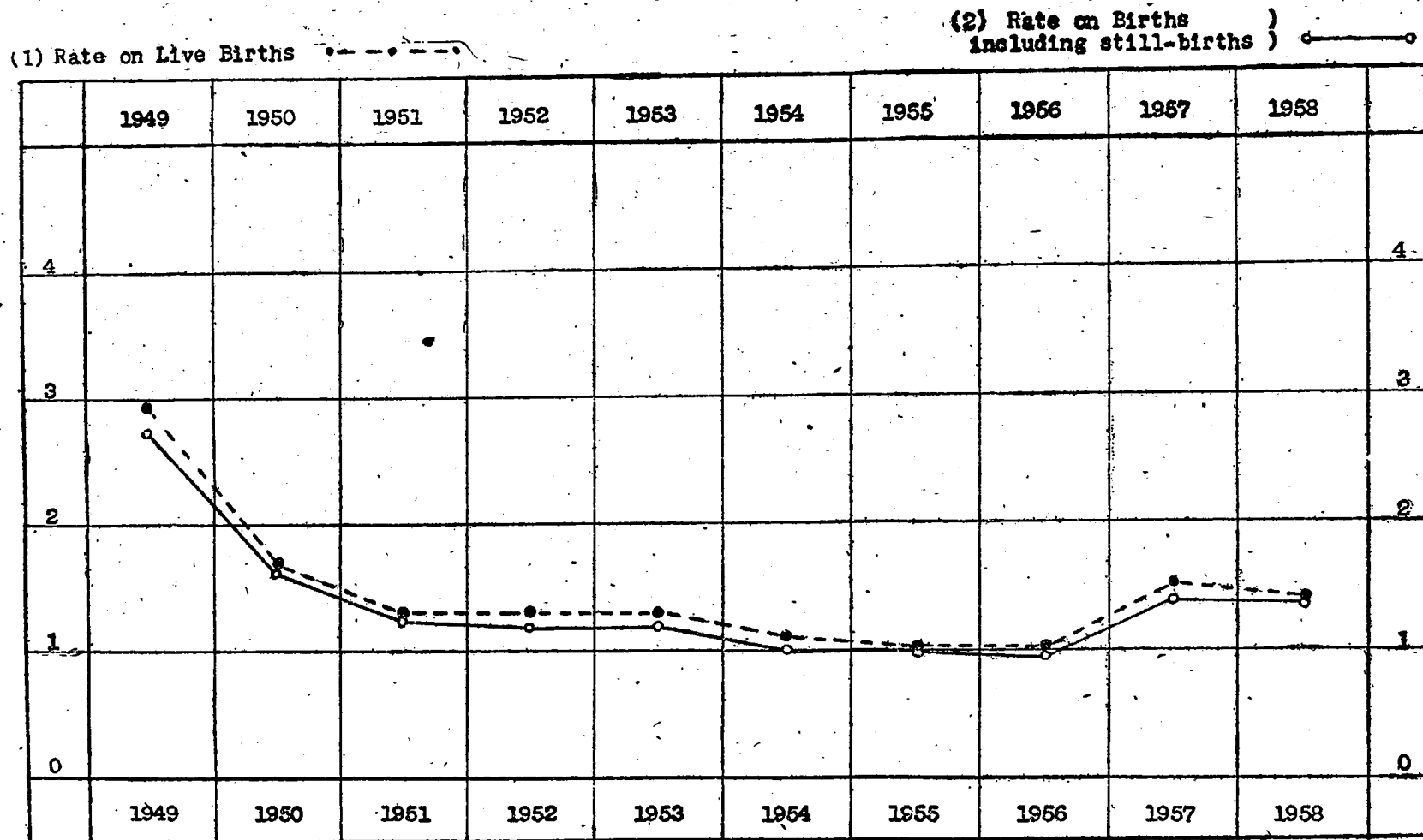


DIAGRAM E

RATE OF MATERNAL DEATHS PER 1000 OF BIRTHS

(BOMBAY CITY 1949-1958)



	1949	1950	1951	1952	1953	1954	1955	1956	1957	1958
Maternal Deaths:	171	106	89	88	82	67	67	67	97	97
Births:	58081	60597	65679	66125	62726	63072	66575	64835	64526	67069
Rate (1):	2.9	1.7	1.3	1.3	1.3	1.1	1.0	1.0	1.5	1.4
Rate (2):	2.7	1.7	1.3	1.2	1.2	1.0	1.0	0.99	1.4	1.4

screening were done at the hospital and at the clinics at Princess Street, Foras Road and Dadar. Advance cases of T.B. are isolated at the newly constructed 100 bedded Daftary Municipal Isolator. Wards at Dadar.

(k) Venereal Diseases.

The Municipal Venereal Diseases Clinic, 254, Bellasis Road.—Modern methods of prophylaxis, diagnosis, treatment and control of venereal diseases were used at the clinic.

(1) *Prophylaxis.*—The prophylaxis centre at this clinic was kept open day and night throughout the year. Other six centres in different parts of the city were closed down since 23rd October, 1958, except that at the Municipal Dispensary at Foras Road (*vide* table 41).

Instructive and educative films stressing the importance of prophylaxis and treatment were exhibited at this clinic. Medical officers gave talks to the patients to explain these aspects.

(2) *A Contact Investigation Centre* has been started at this clinic since 24th February 1958, by appointing two Medico-Social Workers (one male and one female). In addition to contact investigation, case-holding and follow-up are the principal measures attempted through this centre. The response to the Social Workers' ceaseless efforts in inducing the defaulters and married partners to take continued and complete treatment at this clinic has been quite encouraging.

(3) *Diagnosis.*—The clinical diagnosis of all cases attending the clinic was confirmed by the latest laboratory tests in the laboratory at the clinic. A total of 20,420 laboratory tests were performed at this clinic. Out of these, 300 were on clinical pathological material (blood samples and urethral smears) sent by private medical practitioners who were given free the laboratory test-reports confidentially.

Details of the laboratory work are given in table 42.

(4) *Treatment.*—Male and female patients were examined and treated in separate wings of the clinic maintaining absolute privacy and secrecy. Antibiotics like Penicillin in Oil, Streptomycin, Aureomycin, Chloromycetin, etc., were the drugs preferred in the treatment of venereal diseases.

(5) *Physiotherapy.*—Short wave Diathermy, Ultra-violet and Infra-red irradiation were also done in all indicated cases.

(6) *Follow up work.*—The clinic nurse and the two Medico-Social Workers paid domiciliary visits and induced suspected cases and contacts to attend the clinic and the defaulters to continue the treatment. The nurse paid 2,417 domiciliary visits while the Medico-Social Workers paid 129 visits (101 by male Social Worker from 24th February to December 1958 and 28 by female Social Worker from 11th August to December 1958).

(7) *Training in Venereal Diseases.*—Medical interns, private practitioners, Health Visitors and Nurses were given instruction, demonstration and training in venereal diseases control, etc., measures.

(8) *Serological Screening.*—776 samples of blood were received from the Municipal Maternity Homes (567 Ante-natal and 209 Post-natal cases) for opinion. Out of these, 80 (54 A.N.C. and 26 P.N.C.) were positive for Kahn test or Wasserman Reaction, or Meinicke, or V.D.R.L. test. Out of these, only 39 attended the clinic for treatment during the year.

(9) *Summary of cases.*—19,713 (17,282 males and 2,431 females) venereal and 1,772 (449 males and 1,323 females) non-venereal cases were treated during the year (*vide* tables 43 to 46).

Out of 19,713 Venereal cases, 7,101 were Syphilis, 6,005 were Gonorrhoea and 6,607 were cases of non-Syphilitic sores, *vide* table 46.

(1) *Leprosy.*—The Acworth Leprosy Home has been doing commendable work for over 60 years in this important branch of the control of communicable diseases. In addition to providing a Home for the isolation of patients either voluntarily admitted or committed by the Police, under the Bombay Leprosy Act, the institution conducted a well-equipped out-patient clinic.

The Corporation bears the entire cost of the out-patients clinic attached to the Acworth Leprosy Home and also the additional cost on account of:—

(1) 48 beds for the voluntary patients.

(2) 75 beds for the resident patients (domiciled in Bombay).

(3) Domiciliary services.

(4) Rs. 10,000 every year for rendering sulphone treatment.

(5) One-third of the recurring expenditure and the entire capital expenditure on account of the Greater Bombay Leprosy Control Scheme activities.

The average daily attendance of patients during 1958 was 262.7 and the total number of new cases treated the clinic was 2,945.

The Home had an accommodation of 396 beds (284 for males and 112 for females) for the isolation of leprosy patients.

Six Health Visitors, appointed by the Municipality (including 1 for the suburbs) and 3 Non-Medical Assistants appointed by the Acworth Leprosy Home are doing the important work of detecting cases of the disease among the contacts of patients. The medical assistants in charge of the municipal free dispensaries have also been specially trained for detection of early cases of leprosy.

The leprosy control problem in Greater Bombay is now being dealt with under the Greater Bombay Leprosy Control Scheme. Seven clinics were conducted, four in the city and 3 in the suburbs, for the diagnosis and treatment of leprosy. 2 Medical Officers, 6 health visitors, 4 ward-boys, 1 medical social worker and an experienced clerk were appointed under the scheme.

The details of the field work of these seven health visitors and other leprosy work done are given in tables 47 and 48.

(m) **Malaria.**

Malaria was registered as the cause of two deaths and Ague and Remittent Fever caused 3 deaths. The annual average of deaths due to these diseases during the last decennium was 44 and 108 respectively, *vide* tables 16 and 37. Inspections for detection of mosquito breeding places and destruction of the detected breeding were carried out. Neither the urban vector *A. Stephensi* nor any other known vector species of Anopheline was detected during the year. Actions were taken against the house owners to enforce anti-mosquito measures.

Tables 49 and 50 show the total number of wells, cisterns, etc., found breeding *Anopheles* mosquitoes.

No children were examined at their homes as malaria has ceased to be a problem in the city.

Table 51 shows the number of pupils examined in Municipal schools and number found with enlarged spleen by the School Medical Staff.

None out of 792 blood smears taken from fever cases at the Municipal dispensaries was found to be positive for malaria parasites.

Wells.—Four retained wells and 2 H.C.C. wells were filled in and one retained well was hermetically concrete covered without pump.

The total number of wells in the city on 1st January 1958 was 2,114 of which 1,665 were hermetically cement concrete covered. The remaining 449 were open or partially open, of which 395 were retained, 38 were jackwells and 16 were under action. The position of wells as on 31st December 1958 is shown in table 52.

All the retained wells, except a few, were stocked with gambusia fish replenished every six months or oftener when found necessary.

Cisterns.—The total number of cisterns in the city was 80,683.

Overhead cisterns.—All the 220 overhead cisterns on Mills and other similar premises were maintained in a mosquito proof condition.

Mill tanks.—There are 80 mill tanks in the city, which are periodically inspected and necessary measures to prevent or destroy mosquito breeding in them adopted promptly. Some of these mill tanks were kept under insecticide treatments, also.

Storm-water entrances.—Details regarding these are given in table 53.

Precautions against yellow fever.—Campaign against *Aedes Aegypti* mosquito, the vector of Yellow Fever was continued through-out the year. The *Stegomyia* index had not risen over 0.2 per cent. which was well within the margin of safety.

Monsoon action and mosquito nuisance.—Notices were issued against owners of premises, etc., to enforce keeping their compounds free from mosquito breeding.

Insecticide Service.—Fly and other insect-pests likely to cause nuisance were further reduced as a result of regular anti-fly and other disinfection measures by the Insecticide Branch squads.

Service on payment of fees.—This work was extended and insecticide squads operated in all the wards of the city, making the scheme popular. A sum totalling Rs. 70,000 was received as fees for rendering such service. Insecticide Fogging operations were carried out throughout the city, covering all the areas where insect infestation was high (*vide* table 54).

The Malaria Advisory Committee held two meetings during the year, and their recommendations were duly implemented.

National Malaria Eradication Programme.

This Corporation is actively participating in the *National Malaria Eradication Programme* launched by the Government of India by instituting the Campaign in Greater Bombay. The campaign consists of a continuous but phased programme of action and surveillance over a period of six years 1958 to 1964.

The fundamental aim of this project is to achieve the object of total eradication of the malaria parasite through total interruption of transmission by local vector mosquito by intensive insecticidal spraying of all houses and through detection and radical treatment of all cases of malaria and maintenance of the results achieved in the years following the campaign.

All State Governments and local health authorities have been charged with the duty and task of actively and whole-heartedly participating in this 6 years Malaria Eradication Programme formulated and instituted by the Central Government Health Authorities in which all local health authorities are expected to actively participate.

Disinfection and Disinfestation.—The details of the work done and the quantity and cost of disinfectants and the disinfestants used are given in tables 55, 56 and 57.

DIAGRAM F

CLIMATIC CONDITIONS IN BOMBAY CITY IN 1958

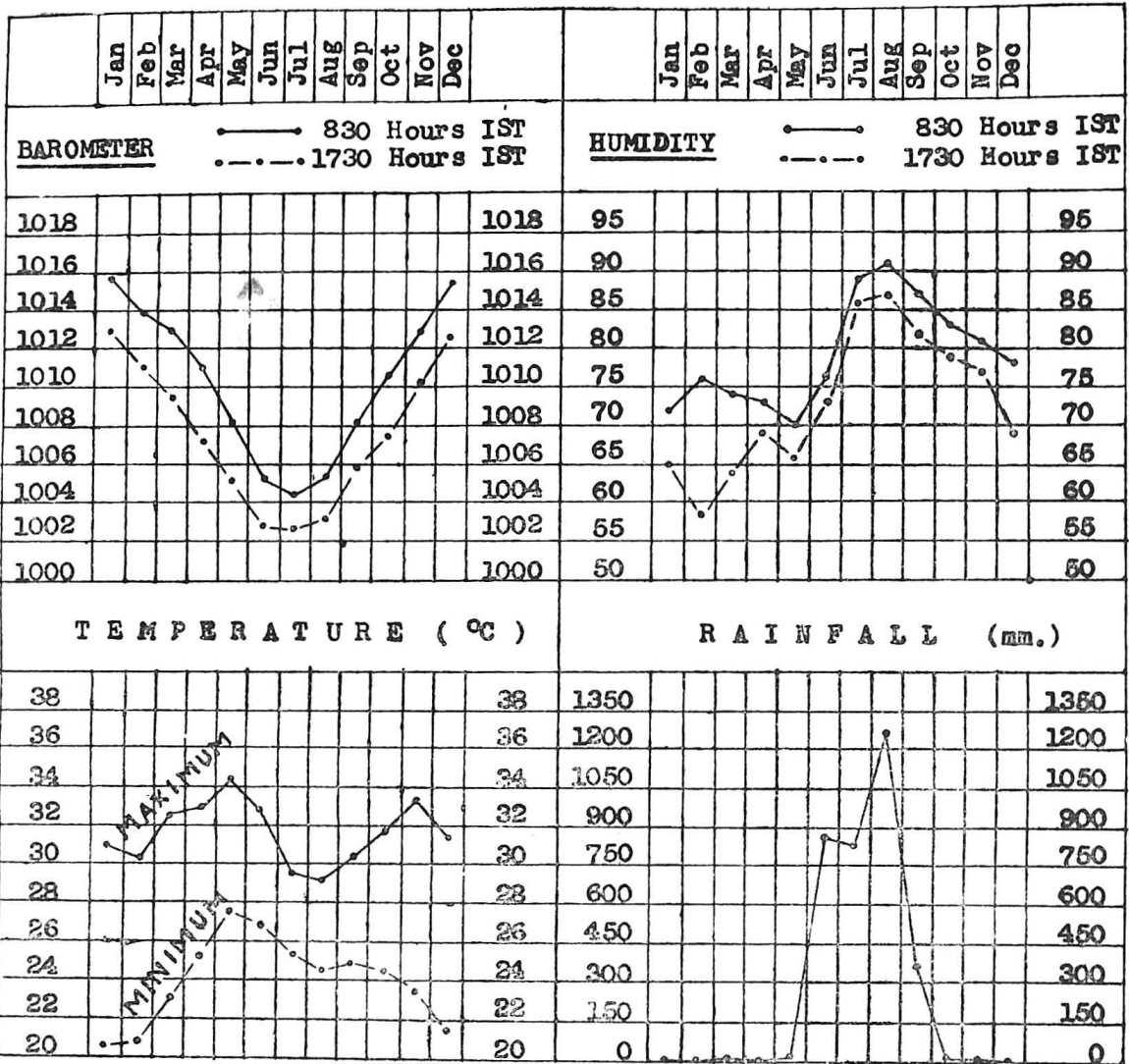


DIAGRAM F 1

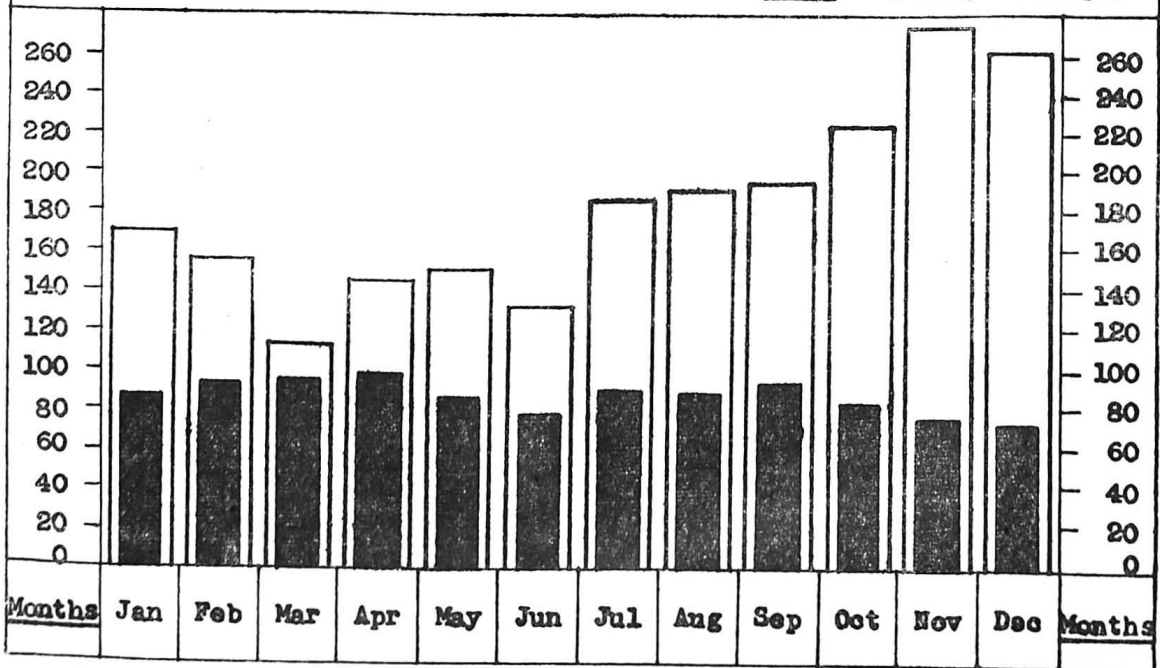
DAILY MEAN BIRTHS & DEATHS


Bombay City

1958

Live Births
(Daily Average)

Total Mortality
(Daily Average)





Intensive DDT Spraying, Malaria Eradication Programme.



B. C. G. Vaccination of the new-born children at a Municipal Maternity Home.

(5) HYGIENE.

(i) **Maternity and Child Welfare Services.**—The maternity and child welfare services were continued to be rendered through the five existing municipal maternity homes and a sixth maternity home opened on the 2nd October 1958, their clinics, ten subsidiary clinics and one maternity unit at Dharavi. The new maternity home with 35 schedule number of beds was opened at Naigaum on the 2nd October 1958. The total number of schedule bed strength at the six maternity homes is 164. The total number of deliveries conducted at the six maternity homes during the year was 9,643. The average stay of mothers at the maternity homes is for 7 days. The total number of births recorded in the city during the year was 67,069 out of which the number of births recorded in the six municipal maternity homes was 9,681 (i.e. 14.4 per cent).

Two types of services rendered were:—(a) Domiciliary care, and (b) Institutional care:

The object of the domiciliary care is to impart health education and to carry out health propaganda amongst mothers. These services are extremely useful for guiding mothers as to how to take care of their babies and to bring them up well. The services rendered at the 17 maternity and child welfare centres are not availed of by some mothers on account of social and other customs as they do not attend the centres. But these mothers do follow the advice given to them by the Health Visitors during their domiciliary visits. The Medical Officers in charge maternity homes also pay domiciliary visits to supervise and guide the Health Visitors in their work.

Institutional care includes (1) Ante-natal, (2) Natal, (3) Post-natal and (4) Infant and pre-school age children care, (5) Follow up work, (6) Health education and propaganda through posters, leaflets, group talks, demonstrations, film-shows, etc.

During the natal period each mother is explained the importance of family planning.

Aid to poor mothers delivered at their homes was given in the form of Rawa, Jaggery, Ghee and Milk. The amount spent for giving aid during the year was Rs. 1,252.59 nP.

Milk was also given free to the poor and needy expectant and nursing mothers, three months before and three months after delivery at the five main clinics attached to the maternity homes. The scheme for distribution of free milk was started in the year 1953 with a facility for giving milk to 20 mothers at each centre. It was difficult then to get 20 women at each centre. The scheme has, however, become popular and 500 women are taking benefit daily at the five main centres at present.

The temporary arrangements for carrying out post-mortem examination in the cases of certain deaths occurring in the municipal maternity homes made with the B. Y. L. Nair Hospital, have been made permanent. The object of the post-mortem examination is to help to arrive at an accurate diagnosis of the cause of death and to co-relate the same with the clinical signs and symptoms of the patient when alive. Post-mortem examination is carried out with the consent of the relatives. During the year 1958 post-mortem examination was done in one case.

B. C. G. Vaccination was done on the new-born babies with the consent of their parents by the Medical Officers in charge maternity homes. The total number of B. C. G. Vaccinated babies at the six maternity homes was 6,339.

Well-Baby Clinics have been started since 1954 with the object of guiding mothers as to how to keep their babies well. The response at these clinics has been improving.

Measures including medical treatment, regular weighing, etc., were continued at the clinics, with the object of improving health of infants and pre-school age children.

Anti-Diphtheria immunization work with "P.T.A.P." antigen was carried out at the six maternity homes, once in a week at each place on the post-natal clinic days for immunizing the infants and children aged six months and over. The total number of children immunized against Diphtheria was 1571.

(ii) **Family Planning.**—With one more F. P. Clinic opened at the New Maternity Home at Naigaum, the number of the Family Planning Clinics was 19 during the year. Advice on spacing of births was given confidentially by trained lady doctors to married women at the 19 family planning clinics. Health Visitors who were assigned this work paid domiciliary visits for follow-up work and propaganda.

The budget provision for the maternity and child welfare services and for family planning clinics during the year 1957-58 is shown below:—

(i) Maternity and Child Welfare Services	...	Rs.	3,38,779
(ii) Family Planning Clinics	...	Rs.	28,079

Statistics of work done are shown in table 58.

(iii) **School Health Work.**—*Medical inspection of school children.*—The total number of pupils in I to IV Standards and V to VII Standards in all the municipal schools in the city was 1,69,912 and 55,693 respectively.

As a routine measure, 41034 pupils of Standard I and 31997 of Standard III were examined. 5540 pupils of standard II and 3972 of standard IV who were not examined during the previous year and 32 pupils presented by parents and teachers as special cases were also examined.

388 schools and classes out of 418 were visited and revisited and 82,543 children (44,448 boys, 38,095 girls and 32 special cases) were examined of whom 70,098 were found defective. The total number of defects noted amongst them was 1,58,203.

However, parents of 38,093 pupils only consented for clinic treatment at K. E. M. Hospital, Nair Hospital Dental College and Municipal Dispensaries while the parents of the remaining pupils either did not agree for such a treatment or did not reply to the written request made in this respect.

The Medical Officers interviewed 2,542 pupils' parents in schools and explained to them the necessity of their children undergoing treatment at the clinic, dental college and dispensaries.

Percentage of common defects to the total number of defects i.e. 1,58,203 is as shown below.

1957		1958	
Total Defects: 1,24,664		Total Defects: 1,58,203	
25.48	1	General Debility	26.67
23.26	2	Dental (Mouth & Teeth)	22.23
19.78	3	Enlarged Lymphatic Glands	20.97
14.91	4	Throat	14.91
4.26	5	Skin (Contagious)	3.43
4.33	6	Other diseases	3.41
2.92	7	Eyes (external)	3.10
1.39	8	Nose	1.86
1.07	9	Eyes (vision)	0.85
0.80	10	Ear	0.86
0.65	11	Heart and Circulation	0.61
0.44	12	Deformities of bones	0.54
0.58	13	Lungs and Tuberculosis	0.51
0.05	14	Spleen	0.04

Correction of defects.—Minor ailments among the children were treated at the nearest Municipal Dispensaries. The cases with major ailments were treated at the expanded school clinic at the K.E.M. Hospital. Only 2,618 new and 16,269 old cases requiring immediate attention were examined and treated at the clinic and of these 671 were shown to the Honoraries of the Out Patient Department of the Hospital for expert opinion.

252 children with errors of refraction were supplied with spectacles free of charge. 418 schools were supplied with emergency outfit and 157 children suspected to be suffering from Leprosy were directed to the Medical Officer in charge of Leprosy Clinic Centres and Acworth Leprosy Home for examination. Of these, 16 cases which turned out positive, were disallowed from attending the schools. 123 cases were declared negative and 18 cases were kept under observation. 499 children received treatment at the Municipal dispensaries being escorted by the School Health Nurses to the dispensaries. 55 cases of enlarged spleen detected by the Medical Officers were taken to various municipal dispensaries by the School Health Nurses for blood smears.

1,047 children suffering from scabies, ringworm and boils were treated in the schools by the Medical Officers.

423 reports regarding sanitary defects noticed by the Medical Officers, were sent to the sanitary branch and Education Department for taking necessary action.

223 operations were performed at the school clinic for the removal of tonsil and other maladies.

3 cases of rat bite were treated at the school clinic. 283 pupils suspected to be suffering from tuberculosis were got screened at the T. B. Clinics at Princess Street, Dadar and Foras Road. Out of the screened cases, 33 cases were given B. C. G. Vaccination at the B. C. G. Vaccination Centre, J. J. Group of Hospitals. Out of these, 2 cases were found positive, who were admitted in the Group of T. B. Hospitals, Sewri, with their parents' consent.

599 (new and old) children with dental defects were treated at the Nair Hospital Dental College, Clinic.

27 children who had no marks of primary vaccination were got vaccinated. In addition to this, 1,58,536 municipal school children, teachers and peons were revaccinated against small pox, when the incidence of small pox was on the increase in February 1958. The medical inspection work in municipal schools was therefore suspended from 11th February 1958 and smallpox campaign was launched in municipal schools from that day. The Medical Officers and 9 School Health Nurses carried out vaccination work till the end of February 1958. During the period, all the schools could not be tackled for vaccination purpose by the staff and as the incidence did not subside even in the beginning of March, 9 School Health Nurses were drafted for vaccination work from 1st March 1958 in the remaining schools. They conducted vaccination work upto 14th March 1958 and on 24th March 1958 with the help of peons.

Active immunization of children upto 10 years of age against diphtheria was conducted in municipal schools. This scheme functioned as usual from January 1958 to April 1958 and was discontinued from 1st May 1958 on account of the Summer Vacation. The scheme was re-started after the summer vacation from 16th July 1958. This scheme could not function from 1st November 1958 to 23rd November 1958 on account of Divali Holidays and from 24th December 1958 to 31st December 1958 on account of Christmas Holidays. 60,025 municipal school children were given first dose of P. T. A. P. and 35,355 children were given second dose during the period of its functioning.

Health Education and Follow up work—543 and 1,254 health talks on subjects of personal hygiene were given to the children in the schools by the Medical Officers and School Health Nurses respectively in order to inculcate healthy habits among them.

The School Health Nurses visited 3,203 ailing children and revisited 518 of them at their homes and gave necessary instructions to their parents, as regards their care and diet.

Milk and Snacks Scheme for undernourished children attending municipal schools.—Each certified undernourished child was catered with 6 oz. of toned pasteurised milk in a sealed bottle along with snack on every school working day. The supply of milk and snacks was discontinued from April 1958. Owing to the poor attendance of pupils in the Schools after the examinations and closure of Schools for summer vacation from 3rd May 1958 to 13th June 1958. The schools reopened on 14th June 1958. The scheme could not be put into operation from 14th June 1958 on account of the inadequate supply of toned milk due to seasonal drop in the milk produce. It started functioning from 7th August 1958. From 7th August 1958 to 2nd October 1958, 52,140 certified undernourished children were catered only with milk on account of some difficulties in the execution of snack contract. From 3rd October 1958, 52,140 certified undernourished children were catered both with milk and snacks on every school working day. There were about 311 milk and snacks distributing centres all located in Municipal schools and nearly 557 municipal school teachers and 311 Peons were entrusted with the work of milk and snacks distribution. Snacks in the form of chikki and fruits were given to the children. Two days—Monday and Thursday—in a week have been fixed for distribution of fruits, chikki is given on the remaining days of the week.

Under the Sunday Milk Scheme about 1,73,610 children under 12 years of age, irrespective whether schooling or not were catered with 6 oz. of toned pasteurised milk each at 65 centres located in different parts of Bombay City.

The Child Welfare Centre of the J. J. Hospitals (which is a part of the W. H. O. Nursing Education Project) assisted the Municipal School Health Branch with the health programme in the 2 Municipal schools in the compound of the J. J. Hospitals.

90 children of these schools who were found defective by the municipal staff were referred to the various departments of the J. J. Hospital for diagnosis and treatment by this centre. 30 pupils with defects were treated.

The experiment of tablets of vitaminates Forte "Roche" donated by M/S. Voltas Ltd., was started in the month of January 1958 for observing improvement in the health of the children in three schools viz. (1) Bhuleshwar Gujarati school, (2) New Bhuleshwar Gujarati school and (3) New Naigaum U. P. Marathi school. 100 children from these schools were selected for experiment. This experiment was conducted in the month of April 1958. The results arrived at were not encouraging.

The Nutrition Survey which was conducted last year, by the staff of the Nutrition Department of the Government of Bombay in five selected schools in cooperation with the staff of this branch was also carried out in five selected schools at the beginning of the year under report. As the survey work carried out in these five schools was not satisfactory a fresh survey is being carried out in only two schools viz. (1) Null Bazar Gujarati (2) Poibawadi U. P. Marathi school No. 1, since August 1958. Special visits to the schools under survey are also paid by the Medical Officer (Schools), 2 of the Assistant Medical Officers (Schools) and 2 School Health Nurses for general supervision. The result of this survey is awaited.

Free Milk Powder Scheme.—Under the joint auspices of the Lions International & Care, the Lions Club of Bombay has offered free supply of powder milk. 500 children from Colaba group of schools have been selected for the purpose and the scheme is started from August 1958. Milk is prepared in the schools and distributed in 6 oz. tumblers. The samples of the free milk powder are also taken by the Sanitary Inspector (Food) of Health Department. The children who are not getting milk under the Municipal Milk and Snacks scheme are selected for the purpose from Std. I and II only. Special visit and supervision is done by the Assistant Medical Officer (Schools) twice in a month and by the Medical Officer (Schools) once in a month.

During the year under report additional staff of 7 Assistant Medical Officers (Schools) has been appointed to clear up part of the arrears of work of Medical examination of School children. One post of Assistant Medical Officer (Schools) is filled in since 13th August 1958, and other 6 posts from 24th November 1958. Upto the end of the year they have examined 7,917 children of std. II and IV.

The scheme of medical examination of municipal school children by the Honorary Doctors (Ayurvedic) from Bombay Medical Association which was approved by the Municipal Commissioner was also put into operation since 22nd September 1958. Honorary Doctors (Ayurvedic) have worked in two batches. Two part-time Clerks, and 2 Peons have been appointed to help them. They have examined 1,393 children attending II and IV Standards upto the end of the year.

With a view to finding out the beneficial effects of milk and snacks given to undernourished children attending municipal schools, a nutrition survey was carried out by this branch in the last year. It was also continued during the year under report since 26th September 1957 upto 27th October 1958. For this survey 8 schools on the basis of different languages were selected. 306 children of the age groups from 6 years to 12 years (153 boys and 153 girls) were selected.

Height, weight, malnutrition, vitamin deficiencies, and non-vitamin deficiencies etc. were noted during the survey period. Malnutrition and vitamin deficiencies detected during the survey were found improved while non-vitamin deficiencies were not found to have improved satisfactorily.

Recreational Activities—Annual sports, Mass Drill displays and Scout Rallies, were organised by the Education Department for municipal school children in different parts of Greater Bombay where the Medical Officers of this branch were directed with necessary equipment for rendering First Aid to the injured participants.

(7) MEDICAL RELIEF.

Municipal free dispensaries.—The number of new cases treated at the 26 dispensaries and one mobile dispensary was 4,45,095 (2,36,692 males and 2,08,403 females), as against 4,61,202 in 1957. The total attendance was 21,66,815 as against 21,39,743 in 1957, including visits by the dispensary medical officers to patients at their homes (table 59).

Clinics for women and children were conducted by three part-time lady doctors at 6 Municipal dispensaries for 2 hours thrice a week. The number of new cases treated was 7,722 (6,414 women and 1,308 children) as against 8,180 in 1957. The total attendance was 93,487. These figures include visits by the lady doctors to patients at their homes.

The eye dispensary and hospital at Kamathipura were attended by two honorary medical surgeons by turns. The outpatients department remained open every day from 7 to 10-30 A. M. except on Sundays and holidays. The hospital had an accommodation of 6 beds for males and 6 for females with a modest operation theatre and a full-time resident nurse.

The total number of new cases treated at this institution was 12,603 as against 11,921 in 1957. The total attendance was 82,908 as against 83,433 in 1957. The number of indoor patients amongst the new cases and amongst the total attendance were 259 and 3,722 respectively (table 60).

Poor Box Charity Collections.—Details are given in table 61 regarding the account of the income, expenditure, etc., out of the money received in the boxes kept at various medical institutions.

(8) HEALTH PROPAGANDA AND EDUCATION

The health propaganda and education is being carried out through the department of the Public Relations Officer and the activities in this connection are given in detail in the report of the Public Relations Department.

4(A) CITY FEVER HOSPITAL, ARTHUR ROAD

Dr. J. K. Thanawala, M.D., F.C.P.S., continued to hold the post of the Medical Superintendent throughout the year. During the period of leave of Dr. Thanawala from 22nd October 1958 to 6th December 1958, Dr. B. R. Shah, Hon. Pathologist and Dr. R. S. Deshpande, Assistant Medical Officer looked after his work.

The Honorary staff attached to the Hospital was as follows:—

- (1) Dr. B. R. Shah, M.D. ... Hon. Pathologist.

The Consulting Honorary staff attached to the Hospital was as follows:—

- | | | |
|--|-----|-------------------------------------|
| (1) Dr. L. H. Hiranandani, F.R.C.S., D.L.O., F.C.P.S. | ... | Hon. Aural Surgeon. |
| (2) Dr. J. V. Desa, M.S., D.L.O. | ... | Hon. Aural Surgeon. |
| (3) Dr. S. Desai, M.B.B.S., D.O. | ... | Hon. Dermatologist & Venereologist. |
| (4) Dr. H. A. Choksey, M.R.C.P. | ... | Hon. Dermatologist & Venereologist. |
| (5) Dr. D. G. Mody, M.B.B.S., D.O., D.O. M.S. | ... | Hon. Ophthalmic Surgeon. |
| (6) Dr. S. N. Cooper, D.O., M.S. | ... | Hon. Ophthalmic Surgeon. |
| (7) Dr. M. V. Sant, M.S. | ... | Hon. Orthopaedic Surgeon. |
| (8) Dr. A. B. C. Noronha, M.S. | ... | Hon. Orthopaedic Surgeon. |
| Dr. R. M. Gaitonde, M.S., F.R.C.S. | ... | Do. |
| (9) Dr. S. H. Chitnis, M.S. | ... | Hon. Surgeon. |
| (10) Dr. P. K. Sen, M.S. | ... | Hon. Surgeon. |
| (11) Dr. V. K. Desai, L.R.C.P., M.R.C.S., F.R.C.S. | ... | Hon. Surgeon. |
| (12) Dr. L. H. Athle, D.M.R.S. | ... | Hon. Radiologist. |
| (13) Dr. N. S. Vahia, M.D. | ... | Hon. Psychiatrist. |
| (14) Dr. R. B. Raut, L.D. Sec. | ... | Hon. Dentist. |
| (15) Dr. Janak Mehta, M.B.B.S., D.A. | ... | Hon. Anaesthetist. |
| (16) Dr. S. C. Sheth, M.D., M.R.C.P., F.C.P.S., D.C.H. | ... | Hon. Paediatrician. |
| (17) Dr. V. N. Purandare. | ... | Hon. Obstetrician Gynaecologist. |

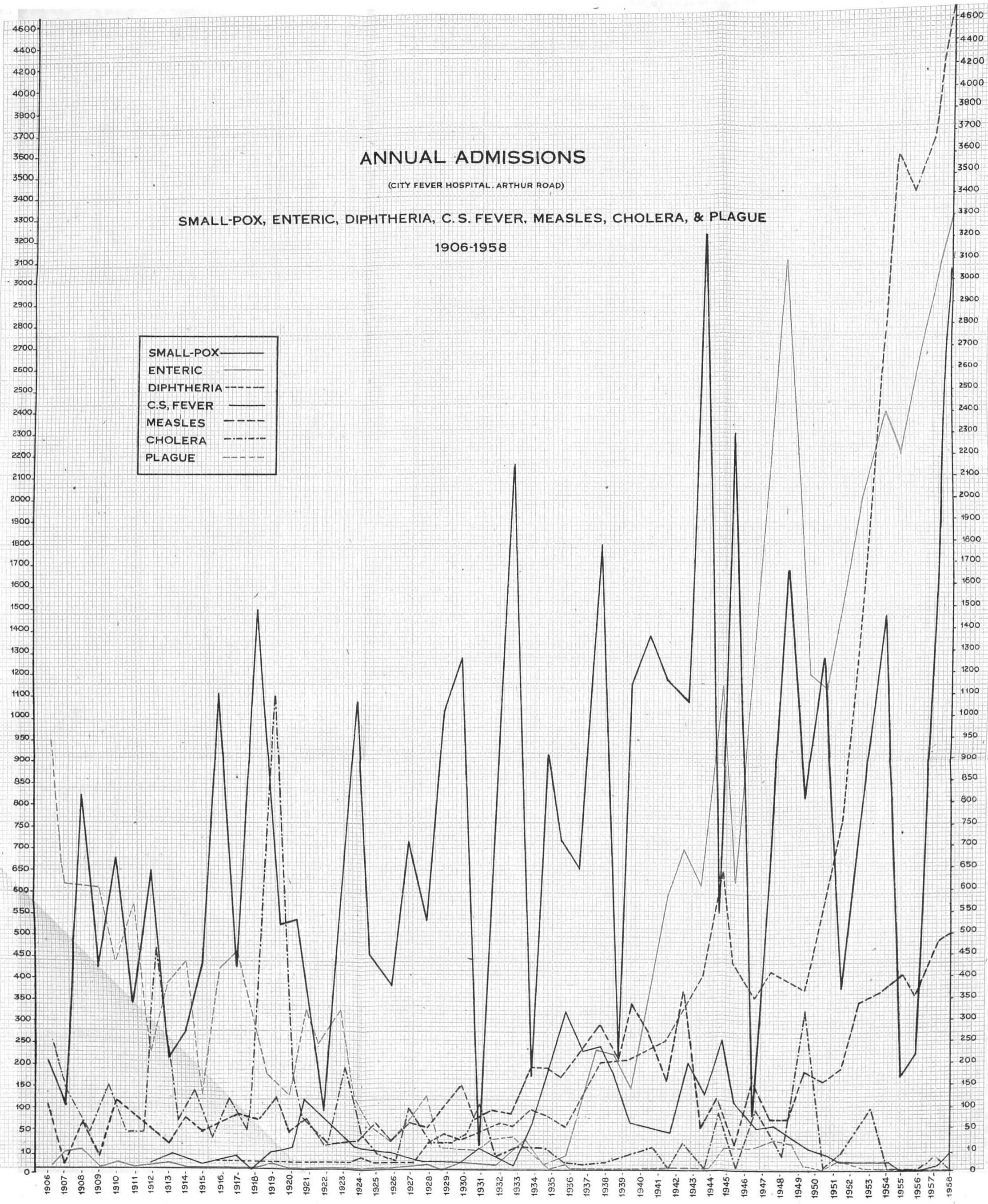
During the year under report Dr. S. N. Cooper, Hon. Ophthalmic Surgeon and Dr. A. B. C. Noronha, Hon. Orthopaedic Surgeon have retired on account of Superannuation. In place of Dr. A. B. C. Noronha, Dr. R. M. Gaitonde has been appointed.

ANNUAL ADMISSIONS

(CITY FEVER HOSPITAL, ARTHUR ROAD)

SMALL-POX, ENTERIC, DIPHTHERIA, C. S. FEVER, MEASLES, CHOLERA, & PLAGUE

1906-1958



1. **Admissions.**—During the year, 23,871 patients suffering from various acute Infectious and Communicable diseases except Tuberculosis and Leprosy were admitted in the Hospital as against 23,529 during the previous year (Vide Tables 62 to 64). Out of these 23,871 patients 3,020 were of Smallpox, 3,305 of Enteric Fever and 4,615 of Diphtheria. The daily average number of patients was 657. The annual admission figure *viz.* 23,871 was the highest so far recorded; however, the case fatality rate in the total admissions was 5.3 per cent only. On account of heavy admissions of cases of major infectious diseases such as Smallpox, Enteric Fever, Diphtheria etc., restrictions on admissions to cases of Chichkenpox, Mumps, etc., had to be imposed.

2. **Hospital Accommodation.**—(Vide Table 65).

3. **Smallpox.**—In a total of 3,020 cases admitted, 658 died giving a case fatality rate of 21.8 per cent. Excluding 249 deaths which occurred within 48 hours of admission of cases in a moribund condition, the case fatality rate was 14.5 per cent only. February, March and April were the peak months for admissions, the lean months being August onwards.

The clinical classification of cases of Smallpox admitted and mortality rate is given in Table 66. Classification of Smallpox cases admitted according to the age-group, the vaccinal condition and the mortality rate in vaccinated and un-vaccinated admissions is given in Table 67. The mortality rate in the vaccinated was less than that in the un-vaccinated cases.

Plasma substitutes and Steroids (Cortison Acetate and Prednisolone) were administered to patients in Confluent, Semi-Confluent and Haemorrhagic variety. They seemed to act favourably in Confluent and Semi-Confluent varieties as regards reduction of toxæmia.

The Smallpox admissions with case fatality rate from 1949 onwards are summarised in Table 68.

4. **Diphtheria.**—Out of 4,615 cases admitted, 144 proved fatal. The mortality rate was 3.1 per cent, the second lowest so far recorded, the first lowest being 2.6 per cent in the year 1957.

Excluding 103 moribund cases that died within 48 hours of admission, the case fatality rate was 0.8 per cent only. The operation of the tracheotomy was required to be performed at this Hospital in 68 cases of Diphtheria with laryngeal obstruction, 24 of whom succumbed to the disease. One case was transferred to this Hospital from other Institution after tracheotomy operation and it was discharged cured. The admissions of Diphtheria cases with case fatality rate from 1949 onwards are summarised in Table 69. Cases were admitted from all parts of the City predominantly from Byculla, Girgaum, Parel, Lalbaug, Matunga and Dadar localities (Vide Table 70). The incidence by age is shown in Table 71.

The highest incidence of the disease was in the age-group of 11 years onwards. The youngest patient admitted was a male child aged 17 days and the oldest a male aged 70 years. Both were discharged cured.

Erythromycin (Illoctycin) and Steroids (Cortison acetate or Prednisolone) and Periston 'N' were administered in 84 cases with severe toxæmia and Bull's neck out of which 32 died. These drugs helped to reduce the fatality rate of the disease.

The Diphtheria admissions are classified according to the site of the membrane in Table 72.

A Centre was started at this Hospital in June 1955 for the active immunization with P.I.A.P. of the contacts of Diphtheria cases. By the end of the year as many as 9,398 persons took advantage of the centre.

5. **Enteric Fever.**—The admissions during the year numbered 3,305 as against 3,048 during the previous year.

July, August, September and December were the peak months for admissions.

History of T. A. B. inoculation was available in 2 cases only. Meningeal symptoms developed in 119 cases and 72 had a relapse. Signs of intestinal perforation was detected in 7 cases (0.2 per cent), which were transferred to the K. E. M. Hospital and the Nair Hospital for surgical treatment.

Further particulars about complications of the disease are given in Table 73.

172 cases proved fatal, giving a case fatality rate of 5.2 per cent, the lowest so far recorded. Excluding 72 deaths, which occurred among cases admitted in a moribund condition and within 48 hours of their admission, the case fatality rate was 3.05 per cent only. Considerable reduction in the mortality rate could be attributed to early and on a large scale administration of the antibiotic drug *viz.* 'Chloramphenicol' and the administration of Steroids in toxic cases.

Special Treatment—(1) High caloric diet was given to all cases (except when it was contraindicated due to abdominal complications such as distension, diarrhoea, haemorrhage, perforation, etc.). The satisfactory response to this diet therapy was shown in all cases by way of improvement in the general condition within 24 to 48 hours, reduction in the complications and also by shortening the convalescence.

(2) Protein-Hydrolysate-Transfusion was given in 31 cases of whom 2 died. It was administered in 31 cases with diarrhoea as a complication of the disease. It was found to be beneficial as regards reduction in toxæmia and quick control of Diarrhoea.

(3) A Plasma substitute "Plasmex" or "Dextran" was given in 557 cases, 427 of them with toxæmia and 79 with diarrhoea and diarrhoea. Of these, 487 cases were cured. It was also administered in 51 cases having haemorrhage per rectum as a complication and 33 cases recovered.

(4) Whole Blood Transfusion was given in 74 cases. Out of these cases, 15 had anaemia and 8 had toxæmia. All these 8 cases in which toxæmia was present recovered. The remaining 51 cases had intestinal haemorrhage of whom 13 died. Blood transfusion was thus found to be beneficial in Enteric Fever with complications such as toxæmia, haemorrhage per rectum and anaemia.

(5) Of the 3,023 cases treated with 'Chloramphenicol' 100 died. Chloramphenicol was administered in 12 hourly doses (3 capsules twice a day to the adults). In a majority of the cases, the drug was administered

in the early stage of the disease, which resulted in reduction in the mortality rate. Inj. Chloramphenicol was administered in 241 cases which were in a very toxic and delirious condition and unable to take the drug orally. It was administered 1 Gm. B. D. (to the adults) till reduction in toxæmia and improvement in general condition was achieved. Out of these 241 cases, 71 died, 20 being within 48 hours of admission.

Incidence of Enteric Fever and case fatality rate from 1949 to 1958 are shown in Table 74. The incidence of Enteric Fever was predominantly high in Parel-Lalbaug-Sewri, Byculla, Fort, Girgaum and Matunga-Mahim and Sion localities (Table 70).

Incidence of age-group is shown in Table 75. The highest incidence of this disease was found in the age-group of 11-30 years. The youngest patient admitted was a female child of 6 days and the oldest a female of 65 years. Both were discharged cured.

6. **Typhus Fever.**—One case was admitted with history of continuous fever associated with headache and extreme weakness. Diagnosis was confirmed by repeated examination of blood for Weil-Felix reaction which showed a rising titre during the course of the disease. The case was discharged cured.

7. **Anterior Poliomyelitis.**—67 cases of Poliomyelitis were admitted. 8 cases proved fatal. 59 cases were of Spinal variety, 2 of Bulbar variety and 3 were of Spino-Bulbar variety.

8. **Other diseases.**—Of the 497 cases of Measles, 344 of Mumps and 1,112 of Chicken-pox admitted, 23 of Measles and 4 of Chicken-pox proved fatal. Majority of the cases were from Children's Home, Convents, etc. The deaths were generally due to the complication of Bronchopneumonia. Of the 27 fatal cases 21 were admitted in a moribund condition and died within 48 hours of admission. 594 cases of Infective Hepatitis were admitted out of which 25 proved fatal. 7 of the later cases were admitted in a moribund condition and died within 48 hours of admission.

15 cases of Cerebrospinal Fever were admitted out of which 3 died. The incidence of C.S. Fever by locality is shown in Table 70. Incidence of Age-group of these cases is shown in Table 76.

One case of Cholera was admitted which was discharged cured.

9. **Clinical Laboratory.**—The number of investigations carried out in the Laboratory during the year and the injectable solutions prepared are shown in Table 77.

10. **Visitors.**—The distinguished persons who visited the Hospital during the year included (1) Prof. Dr. A. Herrlich, University of Munich and (2) Dr. Sef-El-Din ElAmoonti, M.P.H. Cairo, Egypt.

11. **The Welfare Centre** for the labour staff carried out its activities satisfactorily.

12. **Teaching.**—Instructions in Infectious Diseases were given to 478 M.B.B.S., D.A.S.F. and post-Graduate Students preparing for the examination of Diploma in Child Health and Public Health. Student Nurses, Nurses, Health Visitors, etc., from the different institutions also received instructions in nursing management of Infectious Diseases and working of the Infectious Diseases Hospital. The Assistant Medical Officer at this Hospital delivered lectures in Infectious Diseases and Tropical Medicine to the Student Nurses of the J. J. Hospital.

Students and members of the staff took advantage of the Medical Library and the recreation activities provided at this Hospital.

13. **Blood Transfusion.**—Instead of supplying donors, sealed bottles containing blood of different groups, were supplied by the Bombay City Red Cross Transfusion Service, which were stored in the Laboratory at this Hospital so that blood was available for transfusion at anytime.

14. **Nurses Welfare Fund.**—Total amount received during the year was Rs. 178 as donations and Rs. 204 as subscription from the members of the nursing staff and the balance to the credit of the Fund at the end of the year was Rs. 1,714.28.

15. **Expenditure.**—The total expenditure during the year was Rs. 19,25,269 as against Rs. 16,61,246 during the previous year. The average weekly and daily cost per patient is given in Tables 78 and 79.

MUNICIPAL LABORATORY.

During the year under report, Dr. V. Sadasivan continued to be the Municipal Analyst and Public Analyst and Sarvashri P. B. Varde and J. K. Bhide continued as Additional Public Analysts under the Prevention of Food Adulteration Act, 1954. The Municipal Analyst continued to be a member of the following Committees:—

- (1) Anti-Spurious Drugs Committee of the Bombay State.
- (2) Dairy Sectional Committee of the Indian Standards Institution.
- (3) Water Sectional Committee of the Indian Standards Institution.

He also attended (1) The Indian Standards Institution's Convention held in Delhi in November 1958 and took part in the discussion and (2) The Conference of executives under the Prevention of Food Adulteration Act, 1954 in the Bombay region and of Trade interests convened by the Deputy Director of Health Services, Bombay Division at Bombay on 31st December 1958 and presided over by the Executive Health Officer, Bombay Municipal Corporation.

As in previous years, the Laboratory continued to be of assistance to several departments of the Bombay Municipal Corporation in the examination of samples of various articles sent by them, but by far, the important items examined in the Laboratory in large numbers were samples of foods of all kinds under the Prevention of Food Adulteration Act, 1954, and water samples collected from all over the City.

Thus, during the year, the Laboratory received 25,652 samples as against 25,429 in the preceding year, as shown below category wise:—

I. Chemical Examination

(1) Foods (i) P. F. A. Act	7,441
(ii) Other than P. F. A. Act	2,589
(2) Water samples	746
(3) General Stores	73
(4) Licence Department	478
(5) W. W. Department	227
(6) Hospitals	132
(7) Miscellaneous	527

11,533

II. Bacteriological Examination.

(1) Water (i) from City and Suburbs	10,172
(ii) from Bombay Port Trust Area	435
(2) Disinfectants	18
(3) Vaccines	132
(4) Foods	308
(5) Miscellaneous	117

11,182

III. Clinical Examination.

(1) Urine	484
(2) Blood	1,488
(3) Stools	136
(4) Sputa and Smears	259
(5) Smears for Gonococci	28
(6) Semen	19
(7) Swabs	523

2,937

The water testing programme continued to be the same as in the preceding year and samples continued to be collected daily (except on Sundays) from all the Wards, the sampling points in each Ward being changed day-to-day in the week (*vide* Tables 80 and 81).

The work of examination of milk from Government Milk Distribution Centres all over Greater Bombay was continued uninterrupted. Thus, 1,368 milk samples including 609 of toned milk, were examined in the year and only one of the latter was found to be below the specified standards.

The Municipal Analyst attended the Presidency Magistrates' Courts in the City on several occasions to give evidence in 75 cases under the Prevention of Food Adulteration Act and Bombay Municipal Corporation Act. The Additional Public Analyst attended Courts on 11 occasions to give evidence in the cases under the Prevention of Food Adulteration Act, 1954.

I—Chemical.—(1) Samples of Food-Stuffs examined chemically were 11,533 (*vide* Table 82). Out of these 7,441 were examined under the Prevention of Food Adulteration Act, 1954 (*vide* Table 83).

(2) Of the 746 Samples of Water examined, 125 well water samples and 25 water samples collected from other sources were found to be unfit for potable purposes.

(3) Seven Hundred and Forty-nine Samples of different kinds such as Soap, Paints, Varnishes, Articles of Stationery (*i.e.*, different kinds of Inks and Gum), Drugs, Chemicals etc., from different departments and from members of the public were received and examined (*vide* Table 82).

II. Bacteriological.—(1) Of the 10,172 Samples of Water from City and Suburbs examined, 63 Well water samples and 872 water samples collected from other sources were found to be unfit for potable purposes.

Four Hundred and Thirty-five Samples of Water from the Bombay Port Trust Area were examined, of which three were found to be unfit for potable purposes.

(2) Eighteen Samples of Disinfectants were examined to determine the Rideal-Walker Co-efficient.

(3) Out of 308 Samples of Food-stuffs examined, 4 were found to be unfit for human consumption.

(4) One Hundred and Thirty-two Samples of Vaccine Lymph were examined and all were found to be free from pathogenic bacteria.

(5) One Hundred and Seventeen Samples of Miscellaneous Nature were examined (*vide* Table 84).

III. Clinical—(1) Out of 484 Samples of Urine examined, 145 were received from private individuals and 339 from Municipal Institutions.

(2) One Thousand Four Hundred and Eighty-eight Samples of Blood were examined which included 792 Blood Smears for the detection of Malaria Parasites, none being positive.

(3) Out of 259 Samples of Sputum examined, 212 were for T. B. of which 27 were found to be positive.

(4) Out of 523 Samples of Throat Swabs examined, 1 was found to be positive for diphtheria.

(5) One Hundred and Eighty-three Samples of Miscellaneous Nature such as Stools, Semen etc., were also examined (*vide* Table 84).

The power to appoint Food Inspectors under the Prevention of Food Adulteration Act for collecting samples of Foods, etc., now vests in the State Government and in the event of administrative changes in the personnel, periodical delays in the fresh appointments of Food Inspectors have unavoidably occurred. As a result, the sampling programme has suffered from time to time. It is hoped that, as suggested to Government authorities, the power to appoint Food Inspectors will be delegated to the local authorities.

Although the Prevention of Food Adulteration Act, 1954, prescribes stringent punishment to offenders of its provisions, in actual practice, the punishment awarded by the Courts has evidently been very meagre. In the Conference of the executives under this Act held on 31st December 1958, this point and several other suggestions to eliminate the lacunae in the provisions of the Act were discussed and certain suggestions for modifications to facilitate the smooth working of the Act have been communicated to Government.

Late in 1957, the High Court declared that Rule A. 11.05 of the Prevention of Food Adulteration Rules, 1955, amended upto-date, relating to the standards for Butter was not applicable to Butter prepared from Curds and thus during the year under review an important article of food went out of the pale of legal control. It is felt necessary that the various standards for foods should be revised so as to avoid legal impediments in their effective application.

The examination of samples from the water supply to the City showed that 88.44 per cent. of the samples were of 'A' Class quality. Some of the contaminated samples showed the presence of Coliform organisms in numbers not acceptable according to international standards and it is hoped that when the scheme for the cleaning of the pipes and control of the quality of water is put into operation, the quality of the water generally will show the desired improvement.

4. (B) VACCINATION.

Small-pox, which was on the increase at the beginning of the year, flared up into an epidemic by the end of January and continued so to the end of May 1958. The total number of cases and deaths on account of Small-pox during the year under report was 2,916 and 783 respectively. The highest number of attacks and deaths, i.e., 899 and 249 was recorded in the month of March 1958.

The scheduled strength of the vaccination staff was augmented by six vaccinators, six vaccination karkoons and six labourers by the end of January 1958. As this staff was also found inadequate to meet the requirements of mass vaccination in the schools, mills, factories, etc., more staff comprising of eight vaccinators, eight vaccination karkoons and eight labourers was sanctioned in March 1958 against which six vaccinators, 4 Vaccination Karkoons and eight labourers were appointed. All this additional staff was disbanded by the middle of May 1958 as the incidence of Small-pox dwindled down by that period.

A total of 11,42,939 persons was vaccinated, of whom, 67,926 were primary vaccinations and the remaining 10,75,013 were re-vaccinations. Out of children primarily vaccinated during the year, 54,930 were Bombay born as against 55,058 in the previous year. The total number of births registered during the period from July 1957 to June 1958 was 62,013 which means that 11.42 per cent. of city born children were not vaccinated during the year of their birth, while 12,996 children born outside the city were vaccinated in the City. (*vide* table 85).

Out of 46 stations (including 7 temporarily opened); 3 functioned daily and the remaining 43 worked for 2½ hours once a week by rotation. On an average nine stations worked every day. Mass vaccination were arranged in the evening between 5 P.M. and 7 P.M. with the help of Mobile Publicity Van.

Results of vaccinations done were checked by the Superintendent and Head Vaccinator. Checking of the results by the Vaccinators at the residence of the children was discontinued as was done in the previous year and time thus saved was utilised for performing more vaccinations. The result of Vaccinations done was verified by inspecting the children brought to the station on the 8th day of the Vaccination Operation (*vide* table 86).

117 Certificates for postponement of vaccinations were issued in cases of 17 children on the ground of ill-health.

No cases of ill effects due to vaccinations were reported during the year.

During the year 278 medical students, 40 private students from the City and Mofussil attended different Public Vaccination Stations for practical instructions in vaccination. 27 Health Visitors of the Bombay Mothers and Children Welfare Society were also given instructions and training in vaccination at the request of the Honorary Secretary of the Society.

15,188 pilgrims proceeded to Haj during the year under report, of whom 4,678 were vaccinated at the office of Haj Committee by the staff of the Vaccination Branch and were given certificates on International form.

Income and cost per vaccination is shown in table 87.

TABLE I
POPULATION

Ward	Section.	POPULATION.					
		By the Census 1951.			By the Census 1941.		
		Males.	Females.	Total.	Males.	Females.	Total.
A	Upper Colaba ...	9,008	4,720	13,728	7,210	1,091	8,301
	Middle and Lower Colaba ...	24,577	14,583	39,160	21,513	12,007	33,520
	Fort, South ...	11,908	4,932	16,840	9,656	3,738	13,394
	Fort, North ...	24,797	11,831	36,628	18,367	10,189	28,556
	Esplanade ...	27,545	14,241	41,786	11,938	6,530	18,468
		97,835	50,307	1,48,142	68,684	33,555	1,02,239
B	Mandvi ...	23,923	12,484	36,407	25,411	13,503	38,914
	Chakla ...	18,373	11,054	29,427	13,986	8,068	22,054
	Umerkhadi ...	49,443	31,029	80,472	32,567	19,715	52,282
	Dongri ...	19,381	13,165	32,546	12,680	9,082	21,762
		1,11,120	67,732	1,78,852	84,644	50,368	1,35,012
C	Khara Talao ...	19,755	12,405	32,160	22,998	14,071	37,069
	Kumbharwada ...	29,244	15,455	44,699	18,957	10,898	29,855
	Bhuleshwar ...	37,542	21,479	59,021	19,033	8,634	27,667
	Market ...	37,662	17,346	55,008	22,923	11,461	34,384
	Dhobi Talao ...	44,134	25,563	69,697	29,147	17,843	46,990
		35,292	21,693	56,985	21,575	14,362	35,937
		2,03,629	1,13,941	3,17,570	1,34,633	77,269	2,11,902
D	Khetwadi ...	42,367	27,704	70,071	31,229	21,455	52,684
E	Tardeo ...	31,982	19,456	51,438	21,216	13,996	35,212
D	Girgaum ...	42,448	27,445	69,893	32,485	21,470	53,955
	Chowpati ...	20,738	12,932	33,670	13,670	9,082	22,752
	Walkeshwar ...	23,720	15,637	39,357	15,354	9,797	25,151
	Mahalakshmi ...	37,649	23,545	61,194	32,254	22,368	54,622
		1,66,922	1,07,263	2,74,185	1,24,992	84,172	2,09,164
E	Mazagaon ...	36,497	17,826	54,323	28,575	15,762	44,337
	Tarwadi ...	38,996	20,029	59,025	24,210	14,659	38,869
	1st Nagpada ...	12,336	8,306	20,642	6,350	4,740	11,090
	2nd Nagpada ...	24,675	14,713	39,388	19,635	11,055	30,690
	Kamathipura ...	35,401	21,969	57,370	26,346	16,063	42,409
	Byculla ...	96,970	48,924	1,45,894	62,908	33,570	96,478
		2,76,857	1,51,223	4,28,080	1,89,240	1,09,845	2,99,085
F	Parel ...	71,981	39,296	1,11,277	43,836	27,590	71,426
	Sewri ...	42,585	20,502	63,087	20,625	11,239	31,864
	Naigaum ...	66,224	39,837	1,06,061	32,448	19,717	52,165
	Matunga ...	31,390	21,839	53,229	25,562	18,195	43,757
	Sion ...	44,857	32,342	77,199	13,169	8,871	22,040
		2,57,037	1,53,816	4,10,853	1,35,640	85,612	2,21,252
G	Dadar ...	85,270	55,096	1,40,366	30,727	19,885	50,612
	Mahim ...	36,021	28,063	64,084	25,566	19,139	44,705
	Parbhadevi ...	52,214	29,367	81,581	37,023	21,775	58,798
	Worli ...	61,663	36,717	98,380	35,777	20,887	56,664
	Chinchpokli ...	1,00,897	48,404	1,49,301	38,528	21,229	59,757
	Love Grove ...	6,809	3,704	10,513	3,386	1,313	4,699
		3,42,874	2,01,351	5,44,225	1,71,007	1,04,228	2,75,235
	Harbour, Docks, Railways and Unknown ...	23,310	3,803	27,113	33,613	2,381	35,994
	Total ...	14,79,584	8,49,436	23,29,020	9,42,453	5,47,430	14,89,883

TABLE 2
AREA, DENSITY OF POPULATION, BIRTHS, ETC., 1957.

1 Ward.	2 Sections.	3 Area in acres.	4 Average population per acre calculated on the census population of 1951.	5 Number of births registered.			6 No. of births per 1,000 of population.	7 Mean ratio of births per 1,000 of population during the preceding 5 years.	8 Deaths under 1 year per 1,000 births.
				Males.	Females.	Total.			
A	Upper Colaba	605.77	22.7	296	272	568	41.4	37.9	51.1
	Middle and Lower Colaba	790.88	49.5	664	595	1,259	32.2	30.3	109.6
	Fort, Southern	454.26	37.1	47	68	115	6.8	6.9	78.3
	Fort, Northern	89.70	121.0	533	475	1,008	27.5	29.3	109.1
	Esplanade	648.41	64.4	673	658	1,331	31.8	28.7	90.2
B	Mandvi	171.60	212.1	443	444	887	24.4	24.6	96.9
	Chakla	45.16	651.6	334	338	672	22.8	24.8	89.3
	Umarkhadi	94.95	847.5	1,127	1,085	2,212	27.5	26.8	89.1
	Dongri	296.50	109.8	522	529	1,051	32.3	32.2	76.1
C	Khara Talao	57.36	560.7	479	438	917	28.5	29.2	101.4
	Kumbharwada	42.05	863.0	629	614	1,243	27.8	26.1	90.9
	Bhuleshwar	43.22	565.6	835	852	1,687	28.6	27.7	77.7
	Market	81.75	672.9	647	578	1,225	22.3	22.1	93.9
	Dhobi Talao	114.63	608.0	923	835	1,758	25.2	25.8	98.4
	Fanaswadi	102.39	556.5	653	676	1,329	23.3	23.7	89.5
D	Khetwadi	153.71	455.9	1,044	1,005	2,049	29.2	28.4	97.6
E	Tardeo	146.92	350.1	841	780	1,621	31.5	28.4	116.6
D	Girgaum	114.42	610.8	838	761	1,599	22.9	24.4	96.3
	Chowpati	106.52	316.1	431	411	842	25.0	24.8	60.6
	Walkeshwar	584.20	67.4	481	460	941	23.9	23.9	58.4
	Mahalakshmi	680.02	89.9	1,182	1,228	2,410	39.4	35.8	84.6
E	Mazagaon	544.41	99.8	1,003	944	1,947	35.8	33.4	143.3
	Tarwadi	359.90	164.0	754	789	1,543	26.1	25.1	144.5
	1st Nagpada	96.20	214.6	268	287	555	26.9	25.4	106.3
	2nd Nagpada	86.53	455.2	730	662	1,392	35.3	34.4	174.6
	Kamathipura	60.32	951.0	869	820	1,689	29.4	27.9	230.9
	Byculla	536.27	272.1	2,332	2,194	4,526	31.0	28.9	137.6
F	Parel	560.59	198.5	1,944	1,900	3,844	34.5	30.5	107.9
	Sewri	1,129.59	55.9	1,030	912	1,942	30.8	30.3	223.4
	Naigaum	425.08	249.5	1,331	1,151	2,482	23.4	24.3	119.7
	Matunga	388.46	137.0	770	772	1,542	28.9	28.1	52.5
	Stion	2,727.89	28.3	1,466	1,381	2,847	36.9	38.2	193.2
G	Dadar	1,450.38	96.8	1,791	1,686	3,477	24.8	22.2	189.2
	Mahim	370.74	172.9	1,530	1,375	2,905	45.3	44.2	85.7
	Parbhadevi	489.46	166.7	1,595	1,589	3,184	39.0	37.7	125.3
	Worli	915.11	107.5	1,955	1,965	3,920	39.8	34.1	120.7
	Chinchpokli	477.31	312.8	1,329	1,188	2,517	16.9	16.2	137.1
	Love Grove	708.76	14.8	15	18	33	3.1	5.9	242.4
Harbour, Docks, Railways and Unknown...	
Total ...		16,751.42	139.0	34,334	32,735	67,069	28.8	27.6	121.6

TABLE 3

METEOROLOGICAL DATA (GOVERNMENT OBSERVATORY, COLABA), LATITUDE 18°-53'-36" NORTH LONGITUDE 72°-48'-56" EAST.

Months.	WIND.		TEMPERATURE. (°C)						MEAN BAROMETRIC PRESSURE (in Millibars) (corrected to 285° Absolute)		MEAN RELATIVE HUMIDITY (in %)		Normal monthly rel. humidity in %	RAINFALL.					Number of rainy days.		
	Mean Direction.		Mean speed in Km per hour at 0830 hours.	Mean maximum temperature.	Departure from normal.	Highest in month.	Mean minimum temperature.	Departure from normal.	Lowest in month.	At 0830 hrs.	At 1730 hrs.	At 0830 hrs.		At 1730 hrs.	Total rainfall for the month (in Millimeters)	Departure from normal. (mm.)	Highest fall in one day.			Minimum fall in one day.	
	At 0830 hrs.	At 1730 hrs.															Mm.	Date.		Mm.	Date.
1958.																					
January	N 56 E	N 34 W	6.8	30.9	+2.8	34.2	20.5	+0.6	17.9	1015.8	1012.9	72	65	68	0.8	-2.8	0.8	1st	1
February	N 68 E	N 49 W	5.8	30.1	+1.9	35.6	20.6	+0.4	18.4	1013.9	1011.1	76	58	68	0.0	-2.0	0
March	N 45 E	N 51 W	5.4	32.4	+2.6	39.7	22.8	-0.1	19.9	1012.9	1009.6	74	64	72	0.3	-1.0	0.3	23rd	1
April	N 4 E	N 58 W	7.0	32.9	+1.5	34.9	25.4	+0.1	23.6	1011.0	1007.3	73	69	74	0.0	-0.8	0
May	S 81 W	N 72 W	5.9	34.1	+1.4	35.9	27.5	+0.4	25.9	1008.2	1005.2	70	66	74	3.6	-12.9	2.3	25th	0.5	26th	3
June	S 65 W	S 69 W	11.8	32.7	+1.6	35.3	26.8	+0.3	23.1	1005.2	1002.7	76	73	81	862.6	+378.5	233.4	27th	4.0	16th	13
July	S 77 W	S 72 W	18.1	29.8	+0.6	31.3	25.4	0.0	23.3	1004.3	1002.6	89	86	85	830.3	+213.8	109.7	6th	0.3	29th	29
August	S 82 W	W	9.9	29.3	+0.3	31.7	24.6	-0.5	21.8	1005.3	1003.2	91	87	84	1265.4	+925.3	179.3	24th	0.5	3rd	29
September	S 80 W	N 83 W	11.1	30.2	+0.9	31.5	24.9	+0.1	22.0	1008.1	1005.9	87	82	83	353.1	+89.2	110.2	29th	1.8	26th	21
October	N 85 E	N 53 W	7.3	31.9	+0.9	35.6	24.6	-0.2	22.3	1010.6	1007.7	83	79	78	1.8	-62.7	1.0	10th	0.3	17th	3
November	N 72 E	N 43 W	4.5	33.4	+2.7	35.3	23.5	+0.4	21.8	1012.8	1010.1	81	77	70	1.3	-12.2	1.3	25th	1
December	N 66 E	N 44 W	5.0	31.8	+2.5	34.9	21.6	+0.5	17.8	1015.5	1012.4	78	69	68	0.0	-2.0	0

Note: — Rainy day —: A day on which 0.3 mm. or more of rain is recorded.

TABLE 4

SANITARY INSPECTIONS AND IMPROVEMENTS SECURED.

	No. of Inspections, etc., by	
	Medical Inspectors	Medical Assistants and Sanitary Inspectors
<i>A—Nature of inspection or premises visited—</i>		
1. Dwelling houses	7,427	41,704
2. Milch cattle stables	268	660
3. Other stables	262	1,193
4. Dairies and milkshops	1,165	4,159
5. Eating houses	6,491	19,065
6. Other premises where food is sold	2,388	6,105
7. Aerated water works	86	346
8. Other workshops and factories	421	1,159
9. Accumulations of refuse	998	4,624
10. Building works	17	96
11. Drains and fittings	4,269	17,919
12. Other inspections and inquiries	12,013	39,231
13. Markets	18	110
Total no. of inspections	35,823	* 1,36,371
		* This figure includes 2,188 inspections made by the MOBILE SQUAD.
<i>B—Works, etc., completed—</i>		
1. Dwellings—		
(a) Limewashed	304	1,201
(b) Water supply provided	2	6
(c) Overcrowding abated	836	1,832
(d) Insanitary dwellings evacuated		
2. Stables—		
(a) Paved and drained		20
(b) Cleaned and refuse removed	153	116
(c) Licences cancelled		
3. Eating houses, dairies, etc.—		
(a) Regulations enforced	1,401	3,032
(b) Licences cancelled	1	1
4. Factories and workshops— Limewashing, etc., carried out		
5. Drains, etc., repaired	1,631	4,614
6. Privies abolished	85	
7. New w. c. s. provided		1
8. Accumulation of refuse removed	609	2,074
9. Other works completed	1,502	5,187
Total sanitary works completed	6,524	18,084

TABLE 5

WORK DONE BY THE MILK INSPECTORIAL STAFF.

No. of hawkers importing milk by trains inspected	1,402
Do. found without licence	485
Do. detected carrying milk in open cans without covers	172
Do. found with grass rings in milk-vessels	117
Total number of persons hawking milk and prosecuted :				
(a) for sale in streets	24
(b) for selling milk in the shops without licence	42
(c) for breach of licence conditions	15

TABLE 6.

DESTRUCTION OF UNWHOLESOME FOOD.

S. No.	Article.	Quantity destroyed.
(1)	Fruits	23,198 Nos.
(2)	Fruits (dry)	68 Lbs.
(3)	Potatoes	231 Lbs.
(4)	Onions	278 Lbs.
(5)	Vegetables	6,782 Lbs.
(6)	Chillies	1 Lbs.
(7)	Gur	12 Blocks.
(8)	Sweetmeats	2,758 Lbs.
(9)	Butter	10 Lbs.
(10)	Fish	6 Baskets.
(11)	Flesh	25 Lbs.
(12)	Pickles	10 Lbs.
(13)	Other prepared food	3,115 Lbs.
(14)	Farsan	927 Lbs.
(15)	Coconut shells	20 Nos.
(16)	Other food	214 Lbs.

TABLE 7

NOTICES FOR ENFORCING SANITARY PROVISIONS.

Total number of notices issued	...	22,645
Number complied with	...	9,420
Number not complied with	...	12,546
Number pending (disputed or not served)	...	432
Number cancelled	...	247
Number of notices issued in 1957	...	20,682

20
TABLE 8
COURT CASES

1	2	3	4	5	6
Sections under which prosecutions were instituted.	Number of cases outstanding on 1st January 1958.	Number of cases filed during 1958.	Total of columns 2 and 3.	Number of cases disposed of during 1958.	No. of cases outstanding on 1st January 1959.
191A	...	1	1	1	...
248	23	34	57	43	14
248 (I) (a)	...	3	3	...	3
249	16	4	20	13	7
250	8	...	8	5	3
251B	9	19	28	17	11
257, 375 & 372	6	...	6	4	2
257 (I)	1,020	3,856	4,876	3,420	1,456
257 (I), 375	2	71	73	68	5
258	1	1	2	1	1
258 (a)	9	17	26	15	11
258 (b)	...	12	12	...	12
258 (c)	3	22	25	9	16
258 (a & c)	...	17	17	14	3
274 (I)	22	30	52	29	23
367, 368	101	78	179	113	66
368	6	39	45	24	21
372	648	2,843	3,491	270	3,221
372 (e)	406	14	420	18	402
372 (f)	355	57	412	376	36
372 (e & f)	21	35	56	36	20
375	483	1,684	2,167	1,519	648
375A	78	336	414	320	94
377	28	16	44	22	22
377 (I)	7	23	30	27	3
380	558	416	974	493	481
381	273	553	826	584	242
381 (I)	50	170	220	159	61
381 (I) (ii)	468	1,840	2,308	1,502	806
381A	57	56	113	56	57
384 (I)	1	...	1	1	...
384 (I) (b)	609	337	946	581	365
384A	6	...	6	4	2
390	96	...	96	61	35
394	495	1,052	1,547	1,326	221
394 (I) (c) (iv)	373	520	893	748	145
394 (I) (d) (i) (ii)	2,840	8,357	11,197	7,936	3,261
412A	363	785	1,148	685	463
412A (b)	319	78	397	353	34
424	...	2	2	2	...
472	438	994	1,432	1,053	379
Total	10,198	24,372	34,570	21,918	12,652
Prevention of Food Adulteration Act, 1954	2,585	8,837	11,422	8,763	2,659

Total amount of fees realised during the year in respect of —

- (1) Sanitary actions ... Rs. 1,01,306.12 nP.
 (2) Cases under P. F. A. Act ... Rs. 95,600.00 nP.

Total ... 1,96,906.12 nP.

TABLE 9
BIRTHS BY MONTHS

Year	MONTHS.												Total.
	Jan.	Feb.	Mar.	April.	May.	June.	July.	Aug.	Sept.	Oct.	Nov.	Dec.	
1957	4,721	4,096	4,831	5,458	5,136	4,444	5,066	4,690	5,573	6,332	6,888	7,291	64,526
1958	5,180	4,382	3,509	4,403	4,753	3,946	5,761	5,905	5,798	7,041	8,255	8,136	67,069

TABLE 10
BIRTHS BY SECTIONS AND MONTHS

Period.													Total.
	January.	February	March.	April.	May.	June.	July.	August.	September.	October.	November.	December.	
1953-57... (average)	5,159	4,252	4,530	4	4,761	4,702	5,530	5,317	6,240	6,512	6,332	6,763	64,346
1954	5,145	4,197	4,507	4,347	4,418	4,533	4,975	5,491	6,338	6,439	6,385	6,177	63,072
1954	5,659	4,370	4,856	4,757	4,777	4,857	5,119	5,599	6,820	6,582	6,173	7,006	66,575
1955	5,666	4,370	4,856	4,664	4,828	4,827	5,154	5,294	6,170	6,679	6,825	6,835	64,835
1956	5,666	4,370	4,856	4,664	4,828	4,827	5,154	5,294	6,170	6,679	6,825	6,835	64,835
1957	4,721	4,096	4,831	5,498	5,136	4,444	5,066	4,690	5,573	6,332	6,883	7,291	64,526
1958	5,180	4,382	3,509	4,403	4,753	3,946	5,761	5,905	5,798	7,041	8,255	8,136	67,069
Upper Colaba ...	40	38	34	29	34	39	46	50	52	80	51	75	568
Middle and Lower Colaba.	104	86	59	87	89	91	83	117	146	121	127	149	1,259
Fort, Southern	8	7	6	3	6	7	10	7	13	16	15	17	115
Fort, Northern	77	59	60	73	88	70	89	68	102	116	94	112	1,008
Esplanade	110	87	69	85	104	127	98	116	133	156	131	115	1,331
Mandvi	76	59	59	57	78	62	62	65	78	111	76	104	887
Chakla	48	42	47	50	39	48	64	57	67	69	84	57	672
Umakhadi	154	141	122	156	186	163	205	160	236	213	220	256	2,212
Dongri	82	81	55	73	87	60	86	85	102	109	120	111	1,051
Khara Talao	58	62	61	64	66	62	82	119	72	103	91	77	917
Kumbharwada	92	74	64	91	103	79	95	106	108	143	117	171	1,243
Bhuleshwar	119	127	101	133	135	127	126	140	159	209	167	144	1,687
Market	93	83	83	99	76	80	99	109	104	127	135	137	1,225
Dhobi Talao	130	133	114	112	131	128	145	137	180	201	151	196	1,758
Fanaswadi	103	83	82	102	109	102	106	102	120	163	121	136	1,329
Khetwadi	133	143	123	145	191	136	186	169	202	226	169	226	2,049
Tardeo	114	124	82	107	130	120	134	139	137	163	189	182	1,621
Girgaum	93	96	130	132	133	123	130	113	151	186	156	156	1,599
Chowpati	60	67	75	40	74	63	57	72	74	89	82	89	842
Walkeshwar	55	64	65	56	82	68	77	78	81	112	86	117	941
Mahalaxmi	154	170	164	193	182	177	185	202	225	239	285	234	2,410
Mazgaon	147	133	102	115	157	99	176	212	150	248	204	204	1,947
Tarwadi	149	94	105	91	99	84	142	140	119	159	171	190	1,543
First Nagpada	48	44	40	37	48	18	57	54	42	59	87	21	555
Second Nagpada	131	96	83	91	131	97	116	86	102	102	158	199	1,392
Kamathipura	136	94	99	89	142	121	144	160	127	198	203	176	1,689
Byculla	332	264	230	332	343	299	389	390	422	323	635	567	4,526
Parel	302	243	229	242	171	161	242	476	466	557	402	413	3,844
Sewri	176	160	119	127	128	99	116	161	157	213	328	158	1,942
Naigaum	176	164	153	115	111	123	196	236	226	326	397	259	2,482
Matunga	97	104	76	90	97	63	155	187	149	238	170	111	1,542
Sion	154	190	168	165	121	153	287	350	205	390	380	284	2,847
Dadar	330	208	101	197	259	176	273	363	324	254	465	527	3,477
Mahim	250	172	107	181	226	154	260	229	208	263	469	386	2,905
Parbhadevi	290	225	126	216	264	98	332	194	165	235	522	517	3,184
Worli	324	226	61	255	196	143	427	273	265	304	639	807	3,920
Chinchpokli	232	135	49	173	137	121	273	161	188	220	355	453	2,517
Love Grove	3	4	6	11	2	1	...	3	3	33
Harbour, Docks, etc.
Total ...	5,180	4,382	3,509	4,403	4,753	3,946	5,761	5,905	5,798	7,041	8,255	8,136	67,069

TABLE 11
BIRTHS BY MONTHS (1954-1958)

Table 12.
Live-births in each age groups of mothers by order of live-birth.

Age group of mothers at confinement.	ORDER OF LIVE-BIRTHS.															Informa- tion not available	Above 15 specify in each case the actual order of pregnacy.	Total No. of confi- ments in each age group.
	(1)	(2)	(3)	(4)	(5)	(6)	(7)	(8)	(9)	(10)	(11)	(12)	(13)	(14)	(15)			
Under 15 years	13	13
15 to 19 ..	3,918	568	84	16	2	4,588
20 to 24 ..	10,243	6,685	3,335	1,271	379	109	21	5	3	10	...	22,061
25 to 29 ..	4,177	4,698	5,086	4,034	2,201	1,022	350	98	46	10	4	...	1	7	...	21,734
30 to 34 ..	1,207	1,507	2,002	2,355	2,187	1,551	953	443	193	73	34	11	1	5	...	12,522
35 to 39 ..	336	305	451	672	747	636	558	367	222	114	44	17	4	1	...	5	...	4,479
40 to 44 ..	45	37	71	90	98	114	105	77	67	44	27	18	2	2	1	...	1 (16th)	799
45 ..	2	3	4	4	4	8	8	4	9	5	1	1	53
46 ..	2	1	...	1	2	6
47	1	1	2
48	1	1
49
50 & over	1	1	2
Information not available	38	35	38	42	16	13	9	5	1	612	...	809
Total	19,981	13,839	11,071	8,485	5,634	3,455	2,005	1,001	541	246	111	48	8	3	1	639	1	67,069

TABLE 13

PERCENTAGE OF THE TOTAL MORTALITY BY AGE-PERIODS

Age Period.	1956		1957		1958			Percentage of total mortality
	Deaths.	Percentage of total mortality.	Deaths.	Percentage of total mortality.	Deaths.		Persons (a)+(b)	
					Male. (a)	Female. (b)		
Under 1 year	7,152	25.8	7,820	23.6	4,322	3,831	8,153	26.0
1 to 5 years	3,721	13.4	4,898	14.8	2,180	2,531	4,711	15.0
5 to 10 years	797	2.9	1,114	3.4	510	561	1,071	3.4
10 to 15 years	372	1.3	466	1.4	240	200	440	1.4
15 to 20 years	591	2.1	696	2.1	370	308	678	2.1
20 to 30 years	2,070	7.5	2,522	7.6	1,469	1,061	2,530	8.1
30 to 40 years	1,928	6.9	2,229	6.7	1,358	791	2,149	6.9
40 to 50 years	2,205	7.9	2,517	7.6	1,538	654	2,192	7.0
50 to 60 years	2,539	9.2	2,965	8.9	1,981	740	2,721	8.7
60 years and above	6,384	23.0	7,937	23.9	3,797	2,930	6,727	21.4
Total	27,759	100.0	33,164	100.0	17,765	13,607	31,372	100.0

TABLE 14
DEATHS BY AGES AND MONTHS.

	January.	February.	March.	April.	May.	June.	July.	August.	September.	October.	November.	December.	Total.	Average of five years 1953-57.
Within 24 Hours ...	56	59	78	68	77	69	112	102	104	88	67	72	952	1,057
1 to 7 days ...	127	101	72	73	93	119	176	168	178	157	126	152	1,542	1,443
1 to 4 weeks ...	97	74	82	96	88	103	144	156	143	177	134	147	1,441	1,384
4 weeks to 3 months ...	94	79	91	95	70	57	100	115	119	100	87	111	1,118	1,078
3 months to 6 months ...	79	91	118	116	89	69	86	103	107	81	65	77	1,081	1,017
6 months to 12 months ...	148	159	194	247	206	181	176	185	181	134	115	93	2,019	2,102
1 to 2 years ...	199	213	266	250	211	185	166	180	183	136	118	92	2,199	2,301
2 to 5 years ...	202	261	343	334	238	171	185	199	183	159	121	116	2,512	2,584
5 to 10 years ...	104	125	145	145	100	69	77	55	67	61	61	62	1,071	961
10 to 15 years ...	39	34	51	54	34	28	37	38	20	45	25	35	440	425
15 to 20 years ...	51	60	73	78	57	57	54	50	49	58	47	44	678	625
20 to 30 years ...	219	218	263	262	230	186	201	183	207	215	176	170	2,530	2,309
30 to 40 years ...	186	167	218	202	181	172	183	166	180	174	154	166	2,149	2,128
40 to 50 years ...	205	187	182	181	186	159	185	160	201	188	187	171	2,192	2,326
50 to 60 years ...	234	233	204	221	233	226	259	240	248	212	221	190	2,721	2,755
60 and over ...	610	562	555	554	533	499	571	561	603	601	546	532	6,727	6,498
Age Unspecified
All Ages ...	2,650	2,623	2,935	2,976	2,626	2,350	2,712	2,661	2,773	2,586	2,250	2,230	31,372	30,993
Average of five years 1953-57.	2,597	2,416	2,663	2,599	2,528	2,633	2,661	2,848	2,625	2,552	2,411	2,460	30,993	...

DEATHS BY AGES, CAUSES AND SEXES

No. in Short List.	Corresponding No. in detailed List.	Causes of deaths.	within 24 Hours.		1 to 7 Days.		1 to 4 weeks.		4 weeks to 3 months.		3 to 6 months.		6 to 12 months.		1 to 2 years.		2 to 5 years.		5 to 10 years.	
			Male.	Female.	Male.	Female.	Male.	Female.	Male.	Female.	Male.	Female.	Male.	Female.	Male.	Female.	Male.	Female.	Male.	Female.
1	1-2	Typhoid and Para Typhoid Fever	1	1	1	1	5	5	7	9	
2	6	Cerebro-Spinal Fever	1	
3	8	Scarlet Fever	
4	9	Whooping Cough	1	2	2	1	3	...	3		
5	10	Diphtheria	1	...	1	3	4	2	5	16	17	25	26	18		
6	13	Tuberculosis of Respiratory System	2	4	2	5	6	3	5	17	18	7		
7	14-22	Other forms of Tuberculosis	1	...	3	9	8	35	29	74	55	82	74	31		
8	30	Syphilitic disease	1	...	2	1		
9	33	Influenza	1	1	...	1	1	...		
10	35	Measles	2	9	3	13	8	26	23	22	34	28	37	11		
11	36	Acute Poliomyelitis and Polioencephalitis	1	4	6	1	1	4	2		
12	37	Acute infections encephalitis	1	1	1	...		
13M	45-46A	Cancer of buccal cavity and Oesophagus (Males)		
13F	48	Cancer of Uterus	1		
14	46B	Cancer of Stomach and duodenum		
15	50	Cancer of breast		
16	45-46A females	Cancer of all other Sites	1	1	...	1	4	2	2	...		
17	46-C-h, 47,49,51,55	Diabetes		
18	61	Intra cranial Vascular Lesions	4	...	9	1	1	2	1	2	1	2	...		
19	83	Heart disease	1	...	1	1	1	1	1	1	2	3	4	7	4		
20	90-95	Other diseases of Circulatory system		
21	96-103	Bronchitis	1	2	2	5	4	13	4	9	7	2	5		
22	107-109	Pneumonia	4	6	7	41	126	101	235	245	265	264	515	542	471	558	482	176		
23	104,105,110,114	Other Respiratory Diseases	3	5	3	2	5	1	3	1	6	7	9	3	4	5		
24	117	Ulceration of the Stomach or duodenum		
25	119-120	Diarrhoea	...	1	17	9	106	104	114	78	76	94	139	119	94	90	60	63		
26	121	Appendicitis		
27	115,116,118,122-129	Other digestive diseases	...	1	13	7	9	9	5	4	5	2	8	13	38	22	28	24		
28	130-132	Nephritis	1	1	2	3	4	6	8	4		
29	140-147	Puerperal and Post Abortive Sepsis		
30	141-146,148-150	Other Maternal Causes		
31	159	Premature birth	348	252	441	327	139	124	10	11	3		
32	157,158,160,161	Congenital Malformation injury at birth	165	126	303	190	298	264	129	126	85	74	74	77	30	32	15	14		
33	163-164	Suicide		
34	170-171	Road Traffic Accident	1	1	8		
35	165-169,172-198	Other Violent causes	1	1	1	1	1	2	2	4	5	10	34	21	38		
	34	(A) Small-pox	1	4	14	20	15	15	25	26	32	58	51	35	42		
	3	(B) Plague		
	29	(C) Kala-Azar		
	28a	(D) Malaria		
	28b	(E) Ague and Remittent Fever	1		
	31	(F) Relapsing Fever		
	200: 2a	(G) Fever not defined	1	...	4	1	5	3	1	3	3	4	10	9	8	5	8	7		
	4	(H) Cholera		
	27	(J) Dysentery	1	1	...	4	2	2	3	3	9	7	4	5	10	4		
	23	(K) Leprosy		
	162	(L) Senility & old age		
		(M) All other causes	30	13	43	42	64	69	34	45	55	48	102	153	192	284	280	385		
		Males	553	...	913	...	756	...	567	...	347	...	986	...	1,023	...	1,157	...		
		Females	...	399	...	629	...	685	...	551	...	534	...	1,033	...	1,176	...	1,355		
		Total	952	...	1,542	...	1,441	...	1,118	...	1,081	...	2,019	...	2,199	...	2,512	...		

25

26.0 15.0 3.4

TABLE 15
DEATHS BY AGES, CAUSES AND SEXES

No. in Short List.	Corresponding No. in detailed List.	Causes of deaths.	10 to 15 years.		15 to 20 years.		20 to 30 years.		30 to 40 years.		0 to 5 years.		50 to 60 years.		60 and Over.		Unspecified Age.		Total.		Persons	No. in Short List.
			Male.	Female.	Male.	Female.	Male.	Female.	Male.	Female.	Male.	Female.	Male.	Female.	Male.	Female.	Male.	Female.	Male.	Female.		
1	1-2	Typhoid and Para Typhoid Fever	4	11	18	9	78	18	34	11	12	8	14	7	6	2			180	82	262	1
2	6	Cerebro Spinal Fever	6	...	6	2
3	8	Scarlet Fever	3
4	9	Whooping Cough	4	...	13	4
5	10	Diphtheria	70	70	140	5
6	13	Tuberculosis of Respiratory System	2	70	70	140	5
7	14-22	Other forms of Tuberculosis	7	7	15	33	151	129	254	118	238	67	225	49	287	71	...	1,213	518	1,731	6	
8	30	Syphilitic disease	329	331	660	7
9	33	Influenza	43	5	48	8
10	35	Measles	14	12	26	9
11	36	Acute Poliomyelitis and Polioencephalitis	108	119	227	10
12	37	Acute infectious encephalitis	16	14	30	11
13M	45-46A	Cancer of buccal cavity and Oesophagus (Males.)	16	9	25	12
13F	48	Cancer of Uterus	9	4	13	12
14	46B	Cancer of Stomach and duodenum	51	35	86	14
15	50	Cancer of breast	48	48	15
16	45-46A females	Cancer of all other Sites	16
17	46 c-h, 47, 49, 51, 55	Diabetes	2	365	178	543	16
18	83	Intra cranial Vascular Lesions	71	52	123	17
19	90-95	Heart disease	312	162	474	18
20	96-103	Other diseases of Circulatory system	257	146	403	20
21	106	Bronchitis	118	76	194	21
22	107-109	Pneumonia	2,977	2,964	5,941	22
23	104, 105, 110-114	Other Respiratory diseases	398	204	602	23
24	117	Ulceration of the Stomach or duodenum	35	1	36	24
25	119, 120	Diarrhoea	796	708	1,504	25
26	121	Appendicitis	8	6	14	26
27	115, 116, 118, 122-129	Other digestive diseases	552	258	810	27
28	130-132	Nephritis	233	145	378	28
29	140-147	Puerperal and Post Abortives Sepsis	15	15	29
30	141-146, 148-150	Other Maternal Causes	82	82	30
31	159	Premature birth	938	717	1,655	31
32	157, 158, 160, 161	Congenital Malformation, injury at birth	1,104	906	2,010	32
33	163-164	Suicide	14	1	15	33
34	170-171	Road Traffic Accidents	80	15	95	34
35	165-169, 172-198	Other Violent Causes	1,093	470	1,563	35
36	34	A. Small pox	458	325	783	A
	3	B. Plague	1
	29	C. Kala-Azar	1
	28a	D. Malaria	2
	28b	E. Ague and Remittent Fever	3
	31	F. Relapsing Fever
	200-2a	G. Fever not defined	74	58	132
	4	H. Cholera
	27	J. Dysentery	101	65	166
	23	K. Leprosy	50	12	62
	162	L. Senility and Old Age	1,477	1,546	3,023
		M. All other causes	2,701	2,797	5,498
			Males	240		370		1,469		1,358		1,538		1,981		3,797			17,765			
		Females		200		308		1,061		791		654		740		2,930				13,607		
		Total	440		678		2,530		2,149		2,192		2,721		6,727						31,372	
		Percentage	1.4		2.1		8.1		6.9		7.0		8.7		21.4						100.0	

TABLE 16

DEATHS AND DEATH RATES FROM EPIDEMIC AND PRINCIPAL CAUSES.

Causes of Death.	Average of years (1948-57)		1957		1958	
	Deaths.	Death-rate.	Deaths.	Death-rate.	Deaths.	Death-rate.
<i>Principal Epidemic Diseases</i>						
Small-pox	280	0.13	502	0.22	783	0.34
Measles	117	0.06	252	0.11	227	0.10
Plague	2	0.00	...	0.00	...	0.00
Enteric Fever	453	0.22	258	0.11	262	0.11
Malarial Fever	44	0.02	4	0.00	2	0.00
Ague and Remittent Fever	108	0.05	...	0.00	3	0.00
Influenza	22	0.01	174	0.07	26	0.01
Cholera	8	0.00	5	0.00	...	0.00
Dysentery	234	0.11	169	0.07	166	0.07
Diphtheria	110	0.05	92	0.04	140	0.06
<i>Other Principal Diseases.</i>						
Tuberculosis	2,340	1.13	2,771	1.19	2,391	1.03
Cerebro-Spinal Fever	11	0.01	7	0.00	6	0.00
Diseases of the Nervous System	957	0.46	1,093	0.47	1,021	0.44
Diseases of the Respiratory System	7,855	3.78	6,497	2.79	6,737	2.89
Diarrhoea and Enteritis	1,197	0.58	1,393	0.60	1,504	0.65
Puerperal State	93	0.04	97	0.04	97	0.04
Congenital Debility and Diseases of early Infancy.	4,635	2.23	3,570	1.53	3,665	1.57
Old Age	3,328	1.60	3,942	1.69	3,023	1.30
Leprosy	72	0.03	67	0.03	62	0.03
Violence	1,455	0.70	1,644	0.71	1,683	0.72
Other Causes	10,192	4.92	10,627	4.56	9,574	4.11
Total	33,513	16.13	33,164	14.23	31,372	13.47

TABLE 17

CERTIFICATION OF CAUSES OF DEATHS IN 1958.

Years.	Total deaths.	Verified by District Registrars.	Number of Certificates of the Causes of Deaths received from					Total	Percentage of Total Certificates received to the Total Mortality.
			Medical Officers of Hospitals.	Private Medical Practitioners.	Hakims and Vaidyas.	Commissioner of Police.	Coroner of Bombay.		
1954	32,008	17,264	7,647	4,279	65	277	2,476	14,744	46.0
1955	28,108	12,931	7,596	4,678	58	239	2,606	15,177	54.0
1956	27,759	11,273	7,922	5,115	22	392	3,035	16,486	59.4
1957	33,164	15,038	9,161	5,217	11	562	3,175	18,126	54.7
1958	31,372	12,555	9,700	5,222	62	511	3,322	18,817	59.9

TABLE 18

DEATHS BY CAUSES

Classification No.		SPECIFIC CAUSES OF DEATH.	Jan.	Feb.	March	April	May	June	July	August	Sep.	Oct.	Nov.	Dec.	Total.
Short List.	Detailed List.														
I.—Infective and Parasitic Diseases.															
(1-26) Diseases due to bacteria—															
1	1	Typhoid Fever	35	12	11	20	26	32	23	20	27	28	16	12	262
1	2	Para-typhoid Fever
B	3	Plague
H	4	Cholera
36	5	Undulant Fever
2	6	Cerebro-spinal Meningitis	1	1	1	...	1	...	2	...	6
36	7	Malignant Prostate and Anthrax
3	8	Scarlet Fever
4	9	Whooping Cough	3	3	1	...	1	...	3	...	1	...	1	...	13
5	10	Diphtheria	13	11	13	12	12	11	15	8	15	6	12	12	140
36	11	Erysipelas
36	12	Tetanus	21	15	21	26	29	19	22	27	21	23	21	17	262
(13-22) Tuberculosis (all forms)—															
6	13	Tuberculosis of the Respiratory System	155	155	123	143	138	123	138	145	153	170	161	127	1,731
	14	Tuberculosis of the Meninges and Central Nervous System	53	27	39	53	62	41	36	38	35	50	46	35	515
	15	Tuberculosis of the Intestines and Peritonium	9	8	8	7	15	5	8	12	9	13	12	13	119
	16	Tuberculosis of the Vertebral Column	...	1	1	2	2	9
	17	Tuberculosis of other bones and joints	1	3	1	5
7	18	Tuberculosis of the Skin and Subcutaneous Cellular Tissue	3
	19	Tuberculosis of the Lymphatic System	...	2	1
	20	Tuberculosis of the Genito Urinary System	2
	21	Tuberculosis of other organs	1	1	7
	22	Disseminated Tuberculosis	...	1	...	1	1	1	1	...	1	1	62
K	23	Leprosy	4	6	7	5	9	8	5	4	3	5	5	4	98
36	24	Purulent Infection and Septicaemia	11	1	7	8	15	16	8	6	11	4	4	7	...
36	25	Gonococcal Infection
36	26	Other Bacterial Diseases (Dysentery excepted)
		(a) Glanders
		(b) Tularemia
		(c) Other diseases included under 26
J	27	Dysentery	15	6	7	11	19	12	14	20	24	19	8	11	166
D	28(a)	Malaria	1	1	2
E	28(b)	Remittent Fever	...	1	1	3
C	29(a)	Kala Azar	1	1
36	29(b)	Other diseases due to parasitic Protozoa except Spirochaetes
8	30	Syphilis
		(a) Locomotor Ataxia (Tabis dorsatis)	3
		(b) General Paralysis of the Insane	...	1	...	1	...	1	40
		(c) Aneurysm of Aorta	1	2	1	5	3	1	3	3	6	4	6	5	1
		(d) Other forms of Syphilis	1	...	2
		(a) Congenital Syphilis	1	2
		(b, c, d.) Other or Unspecified Syphilis	2
F	31	Relapsing Fever
36	32	Other Diseases due to Spirochaetes
9	33	Influenza	...	1	3	1	2	1	1	2	2	...	1	...	14
		(a) With respiratory complications	...	1	2	1	...	1	1	1	2	12
		(b) Without respiratory complications	2	2
A	34	Small-pox	72	131	249	190	78	24	28	7	2	...	1	2	783
10	35	Measles	16	38	57	67	17	9	14	2	3	...	3	...	227
11	36:1	Acute Poliomyelitis	...	2	1	4	2	1	6	2	3	6	...	2	29
	36:2	Acute Polioencephalitis	1	1
12	37	Acute Infectious Encephalitis (Lethargic or Epidemic)	...	5	1	...	1	2	1	...	2	1	13
36	38	Other Diseases due to Viruses—
		(a) Yellow Fever
		(b) Rabies (shown under 194 a)
		(c) Herpes Zoster
		(d) German Measles
		(e) Varicella (Chickenpox)	2	8	16	21	23	2	...	1	1	...	54
		(f) Other diseases included under 38	1	1	2
36	39	Typhus
36	40	Ankylostomiasis
36	41	Hydatid Diseases
		(a) Hydatid disease of liver
		(b) Hydatid disease of other or Unspecified organs	...	2	...	1	3	1	...	1	1	3	2	2	17
36	42	Other diseases due to Helminths	2
36	43	Mycoses	2
36	44	Other Infective or Parasitic Diseases
		(a) Venereal diseases (other than syphilis and Gonorrhoea)	1	1
		(b) Pernicious lympho granulomatosis (Hodgkins diseases)	...	1	1	1	1	1	3	...	8
		(c) Mumps
		(d) Other diseases included under 44
II.—Cancer and other Tumours.															
45*		Cancer of the Buccal Cavity and Pharynx
		(a) Lips	1	1
		Males
		Females
		(b) Tongue	3	2	1	2	3	3	3	1	3	1	6	...	28
		Males	5
		Females	44
13		(c) Other and Unspecified sites	1	2	6	7	3	3	5	3	6	4	1	3	9
		Males
		Females	2	2	2	1	...	1
		46 Cancer of the digestive organs and peritonium
		(a) Oesophagus	3	6	10	11	9	4	5	9	7	8	4	2	78
		Males	23
		Females	3	...	2	2	1	2	2	2	1	8	
		(b) Stomach and duodenum	14	4	4	4	9	8	11	4	10	9	3	6	86
4		(c) Intestines other than duodenum or rectum	3	10	3	1	2	1	3	4	2	6	1	2	38
16		(d) Rectum	...	3	1	1	2	2	1	3	3	3	1	4	24

*Males are tabulated in short list No. 13 and females in No. 16 of detailed list Nos. 45, 46a.

TABLE 18--(Contd.)

DEATHS BY CAUSES

Classification No.		SPECIFIC CAUSES OF DEATH	Jan.	Feb.	Mar.	April	May	June	July	Aug.	Sept.	Oct.	Nov.	Dec.	TOTAL
Short List.	Detailed List.														
		II.—Cancer and other Tumours—(Contd.)													
		(e) Liver and biliary passages	1	8	5	2	5	4	6	2	1	3	2	...	39
16		(f) Pancreas	3	3	...	3	1	1	...	1	2	14
		(g) Peritonium	...	1	1	1	...	1	1	3	8
16	47	(h) Other or Unspecified digestive organs
		Cancer of the respiratory system
		(a) Larynx and trachea	5	1	3	2	5	4	4	3	4	6	5	9	51
		(b) Bronchi, lung and pleural	5	4	8	2	11	4	6	5	6	8	4	7	70
		(c) Unspecified respiratory organs	1	1	1	1	4
13	48	Cancer of the Uterus
		(a) Cervix Uteri	2	...	3	4	5	1	4	2	4	5	3	5	38
		(b) Other Unspecified sites	...	1	1	2	1	2	5	1	1	1	1	2	14
16	49	Cancer of other female genital organs	3	2	...	1	...	1	4	...	1	1	1	3	16
15	50	Cancer of the breast	3	4	3	8	2	3	2	7	2	5	4	5	48
		Cancer of the male genital organs
		(a) Scrotum	1	1	1	1	1	...	4	3	2	1	2	2	15
		(b) Prostate	1	1	1	1	2	1	1	1	11
		(c) Other or unspecified male genital organs
		Cancer of the male and female urinary organs	2	...	1	2	3	2	2	4	1	1	18
		Cancer of the Skin (Scrotum excepted)	...	1	2	3
		Cancer of the brain and other parts of Nervous system
		(a) Glioma (not specified as benign)	1	1	1	3
16		(c) Other or Unspecified forms included under 54	1	1	1	...	1	1	1	5
		Cancer of other or Unspecified organs	1	1
		(a) Adrenal glands	1	1	1	4	1	...	10
		(b) Bones	1	1	1	1	...	1	1	1	1	3
		(c) Thyroid gland	2
		(d) Others included under 55	19	8	17	12	16	14	20	8	14	17	15	13	173
		Tumours—													
		Non-malignant Tumours	1	7
		(c) Other female genital organs	1	1	1	...	2	...	2	4
		(d) Brain and other parts of Nervous system	1	1	1	3
		(e) Other and Unspecified organs	...	1	...	1
		Tumours of Undetermined Nature													
		(a) Ovaries
		(b) Uterus
		(c) Other female genital organs
		(d) Brain and other parts of Nervous system	1	...	1	2	1	2	6	4	6	3	4	3	33
		(e) Other and Unspecified organs
36		III.—Rheumatism, Diseases of Nutrition and of the Endocrine Glands and other General Diseases.													
		Rheumatic fever	2	1	...	1	...	3	1	1	3	3	2	...	17
		Rheumatoid Arthritis	1	1	1	1	1	...	1	2	...	2	1	...	11
		Other Chronic articular Rheumatism	1	...	1	1	3
		Other forms of Chronic Rheumatism	1	1
17	61	Diabetes Mellitus	15	13	8	5	11	17	11	12	5	8	12	6	123
36	62	Diseases of the Pituitary gland
		(1) Hyperpituitarism
		(2) Hypopituitarism
		(3) Other diseases included under 62
		Diseases of the Thyroid and parathyroid glands
		(a) Simple Goitre
		(b) Exophthalmic Goitre	1	1
		(c) Myxoedema Cretinism
		(d) Other diseases of thyroid glands	1	...	1	...	2
		(e) Diseases of the parathyroid glands
		Diseases of the Thymus
		Diseases of the adrenal glands (not specified as Tuberculosis)	1	1	1	3
		Other General diseases
		(a) Osteomalacia
		(b) Other Diseases included under 66
		(1) Pink Disease	1	1	...	5
		(2) Idiopathic Steatorrhoea (Sprue etc.)	3	5
		(c) Other diseases included under 66(b)	...	1	1	1	2
		Scurvy
		Beri-Beri	1	1
		Pellagra
		Rickets	79	94	123	127	92	79	92	101	96	89	43	56	1071
		Other Vitamin Deficiency Diseases
		IV.—Diseases of the blood and blood forming Organs.													
36	72	Haemorrhagic Conditions
		(a) Primary Purpura	2	2	5	3	1	1	1	1	3	4	...	2	27
		(b) Haemophilia	1	1	2
		Anaemia
		(a) Pernicious anaemia	4	5	3	2	2	2	3	7	4	2	4	3	41
		(b, c, d.) Other anaemias and chlorosis	205	178	198	187	184	172	211	174	214	195	158	153	2229
74(a)		Leukaemia	2	5	9	6	5	...	7	6	4	3	8	3	58
74(b)		Aleukaemia	1	1
		Diseases of the Spleen	1	1	2
		Other diseases of the Blood and Blood forming organs	1	1	1	...	3
		V.—Chronic Poisoning and Intoxication.													
		Alcoholism (Acute or chronic)
		(b) Chronic Alcoholism
		(c) Unspecified Alcoholism	1	1	2
		Lead Poisoning
		(b) Not specified as occupational	1	1	2	2	...	6

TABLE 18—(Contd.)
DEATHS BY CAUSES.

Classification No.		SPECIFIC CAUSES OF DEATH.	Jan.	Feb.	Mar.	April	May	June.	July	Aug.	Sept.	Oct.	Nov.	Dec.	Total			
Short List.	Detailed List																	
36	79	<i>V. Chronic Poisoning and Intoxication—contd</i>																
		Chronic poisoning by other mineral and organic substances		
		(b) Poisoning by narcotic and Soporific drug		
18	80	(c) Other non-occupational chronic poisoning			
		nspe. cified poisoning		
36	80	<i>VI.—Diseases of the nervous system and sense organs.</i>																
		<i>Encephalitis (non-epidemic)—</i>																
		(a) Intra Cranial abscess	1	1	1	...	2	1	2	2	3	...	3	16		
		(b) Other diseases included under 80	11	11	19	20	16	25	18	17	22	20	14	9	...	202		
		81 Meningitis (non-meningococcal)	16	22	17	19	13	16	12	12	13	5	9	7	...	161		
		82 Diseases of Medulla and Spinal cord	1	2	2	1	1	2	1	10		
		18	83	Intracranial Lesions of Vascular origin	
				(a) Cerebral Haemorrhage	21	16	19	24	15	21	23	13	12	22	20	26	...	232
		36	83	(b) Cerebral Embolism and Thrombosis	13	10	15	14	12	7	13	11	9	16	10	19	...	149
				(c) Softening of Brain	...	1	1
				(d) Hemiplegia and other paralysis of unstated origin	4	6	9	8	9	11	7	8	12	9	6	2	...	91
				(e) Other Intra-cranial effusions	1	1
				84 Mental Disorders and Deficiency
				(a) Mental deficiency
				(b) Schizophrenia (dementia praecox)
(d) Other mental disorders included under 84		
(1) Confusional Psychosis, Acute delirium		
(2) Delusional Psychosis		
(3) Mania		
(4) Melancholia		
(7) Other or Unspecified conditions included under (84)d	1	1		
85 Epilepsy	1	1	5	1	6	1	3	2	3	...	23		
86 Convulsions in children under 5 years of age	8			4	6	11	10	11	19	10	6	10	11	5	...	111		
36	87	<i>Other Diseases of the Nervous System—</i>																
		(a) Chorea		
		(b) Neuritis (non-Rheumatic)	...	1	1	2	4		
		(c) Paralysis agitans	...	1	...	2	1	10		
		(d) Disseminated Sclerosis	1		
		(e) Other diseases included under 87		
		(1) Convulsions of undetermined origin (age 5 and over)	1	...	1		
		(2) Other diseases included under 87(e)	...	2	...	1	1	4		
		88 Diseases of the organs of Vision	1	1		
		19	89	<i>Diseases of the Ear and of the Mastoid Antrum—</i>														
				(a) Otitis and other diseases of the Ear	1	1
				(b) Diseases of the Mastoid Antrum	1	1
		20	90	<i>VII.—Diseases of the Circulatory System.</i>														
				Pericarditis	...	1	2	...	1	1	1	1	1	3	...	11
				91 Acute Endocarditis	...	1	1	...	1	1	1	2	2	9
92abc	Chronic Affections of the valves and endocardium			...	21	13	14	16	19	14	12	15	17	16	17	15	189	
				93a Acute Myocarditis	1	1	1	7	4
93b Chronic Myocarditis specified as Rheumatic	7	7		
19	93c			(1) Cardio vascular degeneration	2	1	...	1	1	6	
				(2) Myocardial degeneration described as Fatty	1	1
				(3) Other Myocardial degeneration	2	3	1	10	10	5	8	5	15	10	8	6	...	83
93d Myocarditis (not distinguished as acute or chronic)	4			1	8	1	3	2	1	...	1	...	1	1	...	23		
94 Diseases of the Coronary Arteries, Angina Pectoris	120			113	110	88	114	102	99	125	107	89	86	104	...	1257		
21	95			<i>Other Diseases of the Heart—</i>														
				(a) Functional heart disease (without mention of organic lesion)	1	1	1	1	1	3	5	...	1	4	1	19
				(b) Heart Disease specified as Rheumatic but otherwise ill defined	...	2	...	1	1	3	7
(c) Other diseases included under 95	20			13	24	10	15	9	8	6	5	9	8	9	...	136		
96 Aneurysm (except of Heart and Aorta)				
97 Arterio Sclerosis (excluding Coronary or Renal Sclerosis or Cerebral Haemorrhage)	2	1	1	3	3	1	3	1	2	1	3	3	...	24				
98 Gangrene	1	3	2	1	1	3	12				
99 Other Diseases of the arteries	1	1	2	1	1	7				
20	100	<i>Diseases of the Veins—</i>																
		(a) Varices	1	1		
		(b) Other diseases of the Veins	2	...	1	3		
101 Diseases of the Lymphatic system	1	1	4				
102 High Blood Pressure (Idiopathic)	30	38	29	31	26	23	22	25	34	28	26	33	...	345				
103 Other Diseases of the Circulatory system	2	1	...	1	1	1	7				
21	104	<i>VIII.—Diseases of the Respiratory System.</i>																
		<i>Diseases of the Nasal Fossae and Annexa—</i>																
		Diseases of the Larynx	3	2	...	1	1	2	1	...	1	1	...	12		
		106A Acute Bronchitis	...	1	1	1	1	6		
		106B Chronic Bronchitis	19	18	15	16	8	17	22	10	6	11	15	14	...	171		
		106C Bronchitis (not distinguished as acute or chronic)	...	1	2	1	5	2	...	3	1	2	...	17		
22	107	Broncho Pneumonia	316	370	409	425	362	306	316	316	343	273	227	206	3869			
		108 Lobar Pneumonia	14	26	17	8	9	25	11	10	20	12	7	10	...	169		
		109 Pneumonia (Unspecified)	175	218	255	249	199	135	123	131	121	107	107	83	...	1903		

TABLE 18—(Contd.)
DEATHS BY CAUSES.

Classification No.		SPECIFIC CAUSES OF DEATH.	Jan.	Feb.	Mar.	April	May	June	July	Aug.	Sep.	Oct.	Nov.	Dec.	TOTAL.
Short List	Detailed List.														
		<i>Homicide</i>													
35		Accidental Deaths (or deaths not known to be due to suicide or Homicide (169-195), and other violent deaths (196-198))
	169	Railway accidents (any cause of death except war.)	30	29	28	31	28	31	28	28	28	45	34	34	374
34	170	Motor Vehicle Accidents (any cause of death except war.)
		(a) Collisions with train
		(b) Collisions with tram
		(c) Other accidents included under 170	8	8	4	9	10	5	3	9	8	8	2	21	95
	171	Other Road Transport Accidents (any cause of death except war.)
		(a) Tramway accidents on roads
		(b) Other accidents included under 171
	172	Water Transport accidents (any cause of death except war)
	173	Air Transport Accidents (any cause of death except war)
	175	Agricultural and Forestry Accident (any of death except war)
		(b) (2) By other animals
	176	Accidents caused by Machinery (any cause of death.)
	177	Food Poisoning
	178	Accidental Absorption of Poisonous gas—
		(a) Carbon Monoxide
		(d) Accidental absorption of any other irrespirable or poisonous gas included in 178	1	1
	179	Other acute Accidental poisoning (not by gas)
		(a) Salvarsan and other organic preparations of arsenic.
		(b) Other acute accidental poisoning not by gas included in 179.	6	5	3	6	7	4	3	5	7	...	4	1	51
	180	Conflagration
	181	Accidental Burns (conflagration excepted)	27	18	26	32	20	16	11	19	19	19	24	30	261
	182	Accidental Mechanical Suffocation	2	2	1	2	1	1	1	1	1	1	1	1	11
	183	Accidental drowning	3	2	5	12	16	9	16	15	9	4	6	4	101
	184	Accidental Injury by Firearms	1	1	2
	185	Accidental Injury by cutting or piercing instruments	1	1	...	2
	186	Accidental Injury by fall, crushing, land slides, etc.	38	17	34	19	24	29	30	17	23	31	24	27	313
	187	Cataclysm (any cause of death)
	188	Injury by animals (Poisoning by Venomous animals excepted)
	191	Excessive Heat
	192	Lighting
	193	Other Accidents due to Electric Currents	...	1	...	1	2	1	5	...	1	...	2	1	14
	194	Attack by Venomous Animals—
		(a) Hydrophobia	1	1	3	2	...	1	1	2	1	2	...	2	16
		(b) Snake Bites	1	1	2
		(c) Attack by Venomous animals included in 194
	195	Other Accidents—
		(a) (1) Vaccinia	2	...	1	3
		(2) Other Sequelae of Vaccination against Small-pox	1	1
		(b) Other accidents due to medical or surgical intervention—
		(1) Anaesthetic accidents	4	1	...	1	1	1	2	1	4	15
		(2) Other accidents included under 195 (b)	1	1	2
		(c) Lack of care of the New born
		(d) Other and Unspecified accidents under 195	31	33	21	30	27	31	32	24	31	44	22	38	364
	196	Deaths of persons in Military Service during operations of war—
		(b) From wounds
		(c) From other or unspecified causes
	198	Legal Executions
		<i>XVIII.—ILL-Defined causes of Deaths</i>													
	199	Sudden Death	1	1	1	3
36	200	Causes of Death unstated or Ill-defined
		(a) Ill-defined Causes—
		(1) Heart failure	40	27	34	35	42	29	41	32	28	22	45	21	396
		(2) Other ill-defined causes	26	27	37	33	26	26	35	30	27	40	26	28	361
		(b) Found, dead, Cause unknown	1	1	1	1	...	4
		(c) Other deaths from Unknown or Unspecified cause	10	7	6	12	8	10	3	4	1	1	6	4	72
	200:2(a)	Fever not defined	7	10	12	15	18	19	4	17	8	9	4	9	132
		Total	2,650	2,623	2,935	2,976	2,626	2,350	2,712	2,661	2,773	2,586	2,250	2,230	31,372

TABLE 20

DEATHS BY SECTIONS AND AGE-PERIOD

1 Name of Sections.	2 Under 1 year.	3 1 to 5 years.	4 5 to 10 years.	5 10 to 15 years.	6 15 to 20 years.	7 20 to 30 years.	8 30 to 40 years.	9 40 to 50 years.	10 50 to 60 years.	11 60 years and above.	12 Age un-specified.	13 TOTAL DEATHS			14 No. of deaths among males to 100 deaths among females.	15 Ratio of deaths per 1,000 of population.		
												Males.	Females.	Persons.		1951	Mean during the previous 5 years.	
Upper Colaba	29	12	2	...	2	5	8	3	7	9	...	42	35	77	120	5.6	3.6	
Middle and Lower Colaba	138	56	10	7	2	38	21	46	40	162	...	282	238	520	118	13.3	13.6	
Fort Southern	9	1	1	...	1	3	4	1	8	15	...	28	15	43	186	2.6	2.9	
Fort Northern	110	36	15	5	12	45	37	41	49	144	...	295	199	494	148	13.5	14.1	
Esplanade	120	44	17	12	17	71	80	67	76	156	...	426	234	660	182	15.8	13.1	
Mandvi	86	55	8	9	11	30	39	49	54	95	...	248	188	436	131	11.9	11.5	
Chakla	60	21	10	4	7	13	16	17	18	65	...	142	89	231	159	7.8	9.5	
Umarkhadi	197	110	29	15	22	69	48	54	86	218	...	464	384	848	120	10.5	9.9	
Dongri	80	51	16	7	8	24	27	35	38	103	...	227	162	389	140	11.9	16.8	
Khara Talao	93	28	12	7	9	33	27	31	40	117	...	240	157	397	152	12.3	12.9	
Kumbharwada	113	82	20	6	12	48	34	48	54	108	...	303	222	525	136	11.7	11.5	
Bhuleswar	131	72	17	9	16	54	34	54	64	175	...	402	224	626	179	10.6	11.6	
Market	115	49	14	10	21	35	28	34	55	118	...	284	195	479	145	8.7	8.4	
Dhobi Talao	173	88	25	12	15	61	44	66	79	264	...	488	339	827	143	11.7	11.9	
Fanaswadi	119	48	16	5	13	39	29	29	64	145	...	289	218	507	132	8.9	9.8	
Khetwadi	200	83	26	18	20	69	53	61	84	241	...	496	359	855	138	12.2	12.2	
Tardeo	189	106	22	11	11	46	48	47	46	174	...	392	308	700	127	13.6	13.4	
Girgaum	154	68	25	10	12	42	26	51	78	217	...	391	292	683	133	9.8	10.3	
Choupati	51	13	9	...	5	19	13	26	35	88	...	157	102	259	153	7.7	7.4	
Walkeshwar	55	27	6	3	5	22	19	26	38	114	...	185	130	315	142	8.0	8.3	
Mahalakshmi	204	142	29	14	24	90	54	83	118	319	...	610	467	1,077	130	17.6	15.9	
Mazgaon	279	171	49	16	20	81	64	57	78	182	...	536	461	997	116	18.4	16.5	
Tarwadi	223	115	34	13	21	63	44	46	60	161	...	445	335	780	132	13.2	12.1	
1st Nagpada	59	45	10	6	4	17	17	16	13	50	...	122	115	237	106	11.5	13.2	
2nd Nagpada	243	96	22	28	55	234	283	226	230	339	...	1,243	513	1,756	242	44.6	49.4	
Kamathapura	390	189	38	18	16	99	57	62	69	181	...	548	571	1,119	95	19.5	19.5	
Byculla	623	382	88	24	53	178	144	152	167	409	...	1,240	980	2,220	136	15.2	14.6	
Parel	415	272	53	26	48	133	129	99	175	279	...	926	701	1,629	132	14.6	14.6	
Sewri	434	276	59	14	29	96	91	62	58	148	...	665	602	1,267	110	20.1	16.9	
Naigaum	297	174	26	9	19	85	81	73	76	209	...	586	463	1,049	126	9.9	10.4	
Matunga	81	34	12	13	14	38	19	42	65	175	...	285	208	493	137	9.3	8.8	
Sion	550	342	66	32	39	142	95	104	115	279	...	938	826	1,764	113	22.9	18.2	
Dadar	658	430	87	18	24	116	120	104	117	294	...	1,062	906	1,968	117	14.0	13.2	
Mahim	249	104	31	17	11	70	68	61	94	249	...	513	441	954	116	14.9	15.4	
Parbhadevi	399	262	56	17	23	101	65	71	78	262	...	716	618	1,334	115	16.4	17.5	
Worli	473	355	67	13	31	109	93	75	101	235	...	825	727	1,552	113	15.8	15.9	
Chinchpokli	345	262	44	12	24	107	86	73	92	224	...	701	568	1,269	123	8.5	9.1	
Love Grove	8	10	2	5	4	...	2	4	...	21	14	35	150	3.3	4.4	
Harbour, Docks, etc.	1	1	1	104	...
Total	8,153	4,711	1,071	440	678	2,530	2,149	2,192	2,721	6,727	...	17,765	13,607	31,372	130	13.5	13.3	
Average to five years 1955-57	8,081	4,886	961	425	625	2,309	2,128	2,325	2,755	6,498	...	—	—	30,995	—	—	—	

TABLE 19
DEATHS BY MONTHS

Period.	MONTHS.												Total.
	Jan.	Feb.	Mar.	April	May	June	July	Aug.	Sept.	Oct.	Nov.	Dec.	
1957 ...	2,714	2,501	2,890	2,825	2,826	3,797	2,715	2,887	2,692	2,597	2,313	2,407	33,164
1958 ...	2,650	2,623	2,935	2,976	2,626	2,350	2,712	2,661	2,773	2,586	2,250	2,230	31,372

TABLE 21

DEATHS BY SECTIONS AND MONTHS

Name of Sections.	MONTHS.												Total.
	Jan.	Feb.	March.	April.	May.	June.	July.	August.	Sept.	Oct.	Nov.	Dec.	
Upper Colaba ...	6	5	6	6	6	5	4	8	7	10	5	9	77
Middle and Lower Colaba ...	33	48	33	47	47	50	42	44	38	59	39	40	520
Fort Southern ...	8	4	...	1	2	3	2	4	5	4	1	9	43
Fort Northern ...	31	37	44	43	51	38	45	44	69	35	25	32	494
Esplanade ...	60	51	58	55	66	51	63	63	50	48	51	44	660
Mandvi ...	36	36	36	42	44	36	29	47	41	26	28	35	436
Chakla ...	18	17	16	18	16	22	15	22	22	23	17	25	231
Umerkhadhi ...	69	76	67	69	74	57	79	82	87	71	64	53	848
Dongri ...	33	30	27	39	33	27	31	33	40	34	25	37	389
Khara Talao ...	31	30	21	40	34	40	34	39	30	31	38	29	397
Kumbharwada ...	39	41	57	58	35	32	57	30	45	52	45	34	525
Bhuleshwar ...	44	39	45	89	46	56	53	57	57	50	41	49	626
Market ...	53	34	54	45	30	40	39	44	35	42	32	31	479
Dhobi Talao ...	87	70	86	58	65	63	91	58	60	57	66	66	827
Fanaswadi ...	35	40	46	38	45	44	47	44	49	46	39	34	507
Khetwadi ...	85	77	77	69	62	69	86	60	72	74	60	64	855
Tardeo ...	56	61	67	61	68	47	67	67	51	52	60	43	700
Girgaum ...	43	48	53	68	55	52	65	50	70	77	46	56	683
Chaupati ...	31	21	20	25	25	14	18	24	28	24	16	13	259
Walkeshwar ...	20	26	24	26	17	24	25	34	36	29	24	30	315
Mahalaxmi ...	100	107	125	98	87	65	82	89	86	74	83	81	1,077
Mazgaon ...	77	97	122	126	76	72	92	83	80	62	58	52	997
Tarwadi ...	87	97	66	79	53	54	53	62	62	56	54	57	780
1st Nagpada ...	20	16	16	24	16	20	26	26	23	17	13	20	237
2nd Nagpada ...	131	142	147	171	153	136	145	142	170	151	145	123	1,756
Kamathipura ...	80	92	101	142	108	73	96	90	89	112	82	54	1,119
Byculla ...	186	173	234	260	201	142	188	170	210	168	141	147	2,220
Parel ...	139	135	142	154	115	125	150	141	146	144	111	127	1,629
Sewri ...	128	152	198	138	96	71	66	96	101	78	74	69	1,267
Naigaum ...	88	87	90	76	79	72	111	119	95	88	69	75	1,049
Matunga ...	47	46	48	32	45	39	36	43	44	40	35	38	493
Sion ...	151	141	148	176	170	169	146	134	141	145	127	116	1,764
Dadar ...	149	121	157	130	167	150	180	185	186	208	171	164	1,968
Mahina ...	74	67	95	84	88	68	80	75	92	73	82	76	954
Arbhaddevi ...	111	117	143	122	102	103	120	113	112	118	80	93	1,334
Worli ...	134	115	150	127	130	115	154	140	149	113	112	113	1,552
Chinchpokli ...	129	126	114	138	116	102	89	95	89	93	88	90	1,269
Love Grove ...	1	1	2	2	3	4	5	4	6	2	3	2	35
Harbour, Docks etc.	1	1
TOTAL ...	2,650	2,623	2,935	2,976	2,626	2,350	2,712	2,661	2,773	2,586	2,250	2,230	31,372

TABLE
DEATHS BY

Classification Number	1	2	3	4	5	6	7	8	9	10	11	12	13 M	13 F	14	15	16	17	18	19	20	21	22	23	
Sections.	Typhoid and Paratyphoid Fever (1-2).	Cerebro-Spinal Fever (6)	Scarlet Fever (8)	Whooping Cough (9)	Diphtheria (10)	Tuberculosis of Respiratory System (13)	Other forms of Tuberculosis (14-22).	Syphilitic disease (30)	Influenza (33)	Measles (35)	Acute Poliomyelitis & Polio Encephalitis (36)	Acute infectious Encephalitis (37)	Cancer of buccal cavity and Oesophagus (45, 46A) males	Cancer of uterus (48)	Cancer of Stomach and duodenum (46b)	Cancer of breast (50)	Cancer of all other sites (45-46A females, 46c-b, 47, 49, 51-55)	Diabetes (61)	Intra-Cranial Vascular Lesions (63)	Heart Disease (90-95)	Other diseases of circulatory System (96-103)	Bronchitis (106)	Pneumonia (107-109)	Other Respiratory diseases (104, 105, 110-	
Upper Colaba ...	1	2	1	1	1	1	1	...	1	7	1	...	10	...	
Middle & Lower Colaba Fort, Southern	1	2	17	7	2	1	4	1	1	2	13	4	11	62	13	2	91	12	...	
Fort, Northern ...	4	5	...	1	1	2	1	...	4	4	2	...	
Esplanade ...	7	1	101	11	1	1	2	1	1	13	2	12	56	9	1	67	10	...	
Mandvi ...	6	29	7	3	...	2	2	2	2	12	5	6	43	10	...	78	13	...	
Chukla ...	3	1	12	12	2	1	...	10	3	5	15	5	2	36	6	
Umarkhadi ...	7	7	51	22	...	1	2	2	1	2	1	...	1	20	3	13	46	11	10	99	16	
Dongri ...	3	1	38	10	2	...	2	...	1	2	11	1	4	19	5	6	61	10	
Khara Talao ...	5	2	27	6	2	1	...	1	...	2	1	1	2	5	3	10	34	9	5	60	14	
Kumbharwada ...	7	1	6	39	13	1	1	3	5	1	1	...	11	2	9	27	1	1	90	39	
Bhuleshwar ...	5	1	3	33	15	1	...	1	1	1	4	...	4	...	20	3	16	55	10	3	106	18	
Market ...	8	1	3	19	15	2	...	3	1	1	3	1	1	13	2	8	53	6	9	67	24	...	
Dhobi Talao ...	11	1	4	54	17	...	1	5	7	4	6	1	26	4	19	80	20	10	127	23	
Fanaswadi ...	9	1	30	6	3	1	1	8	2	3	1	14	3	15	34	17	1	71	32	
Khetwadi ...	8	1	4	52	18	2	3	8	2	...	9	2	1	1	25	5	16	67	19	2	143	22	
Tardeo ...	8	1	24	22	1	1	8	3	1	9	6	9	46	13	17	125	11	
Girgaum ...	7	1	2	38	19	...	2	5	8	4	5	2	18	11	13	48	23	4	87	36	
Chaupati ...	2	4	7	2	1	1	1	4	1	1	2	18	1	6	31	15	1	24	6	
Walkeshwar ...	1	1	13	4	1	...	1	...	4	2	10	4	17	39	5	4	42	3	
Mahalakshmi ...	10	4	49	21	1	2	11	2	1	5	...	8	6	24	6	30	126	20	6	154	26	
Mazagaon ...	12	1	5	28	17	3	2	3	...	14	1	9	39	4	6	353	21	
Tarwadi ...	12	3	24	11	1	...	1	1	...	3	2	1	...	12	2	16	37	6	4	233	9	
1st Nagpada ...	3	17	6	1	1	2	9	1	4	58	4	
2nd Nagpada ...	4	1	3	436	26	7	2	2	2	...	7	2	4	1	20	3	9	86	19	7	180	20	
Kamathipura ...	7	1	3	54	31	4	1	2	2	4	3	...	3	1	11	21	7	11	300	14	
Byculla ...	22	1	21	80	45	6	...	72	3	1	7	1	6	1	26	6	28	91	14	34	408	26	
Parel ...	16	7	71	45	7	1	5	2	1	16	3	6	1	41	4	31	73	12	10	257	21	
Sewri ...	7	1	2	39	11	27	4	...	1	3	12	1	11	23	5	2	411	12	
Naigaum ...	9	1	6	49	35	2	1	20	1	1	3	1	4	1	12	4	21	42	10	5	184	12	
Matunga ...	5	4	21	8	...	1	1	4	1	2	1	20	6	18	67	14	4	45	11	
Sion ...	12	11	49	30	3	2	22	1	...	6	6	4	...	23	9	17	66	22	1	276	24	
Dadar ...	11	8	57	38	...	1	1	4	1	1	3	14	7	21	64	16	3	454	21	
Mahim ...	1	5	30	20	...	1	3	6	3	1	4	18	2	19	59	21	5	136	19	
Parbhadevi ...	7	2	28	32	2	1	2	2	...	7	...	2	1	20	1	11	44	9	5	322	16	
Worli ...	12	1	6	38	34	2	1	7	1	...	2	1	2	...	17	3	13	41	8	2	406	21	
Chinchpokli ...	10	2	...	3	7	40	36	...	1	7	3	1	3	1	8	1	5	45	12	2	307	19	
Love Grove Harbour, Docks etc.	1	2	9	1
Total ...	262	6	...	13	140	1731	660	48	26	227	30	13	151	52	86	48	543	123	474	1752	403	194	5941	602	

SECTIONS AND CAUSES

24	25	26	27	28	29	30	31	32	33	34	35	36													TOTAL	
Ulceration of stomach or duodenum (117)	Diarrhoea (119, 120)	Appendicitis (121)	Other Digestive Diseases (115, 116, 118, 122-129)	Nephritis (130-132)	Puerperal and Post abortive Sepsis (140, 147)	Other Maternal Causes (141-146, 148-150)	Premature birth (159)	Congenital malformation, birth injury (157, 158, 160, 161)	Suicide (163, 164)	Road traffic accidents (170-171)	Other Violent Causes (165-169, 172-198)	OTHER DEFINED DISEASES													Skill-born.	TOTAL
												A	B	C	D	E	F	G	H	J	K	L	M			
												Small-pox (34)	Plague (3)	Kala Azar (29)	Malaria (28A)	Ague and Remittent fever (28B)	Relapsing fever (31)	Fever not Defined (200, 2a)	Cholera (4)	Dysentery (27)	Leprosy (23)	Senility and old age (162)	All other causes			
...	9	...	3	3	...	1	9	9	3	1	...	1	...	5	6	13	77
...	24	...	18	9	34	38	...	1	24	3	3	...	4	...	35	81	61	520
...	2	...	1	1	3	2	...	1	2	1	10	3	43
2	20	...	22	11	...	1	24	20	...	2	30	12	1	1	...	3	...	38	97	42	494	
1	29	...	32	13	...	3	36	21	1	...	39	7	2	...	11	...	22	147	58	660	
...	20	1	11	4	...	1	16	13	...	2	19	7	2	...	5	...	34	81	42	436	
1	9	...	5	1	1	...	16	7	9	3	1	1	23	41	31	231	
1	56	...	14	12	1	4	30	46	...	2	27	16	1	...	5	1	132	185	95	848	
...	19	...	9	5	17	15	...	2	7	7	1	...	4	...	30	97	46	389	
1	21	1	10	8	...	2	21	13	...	2	15	8	1	...	7	...	16	81	45	397	
2	21	...	16	3	...	2	26	29	...	1	25	11	1	...	6	...	35	89	50	525	
2	40	1	25	6	...	1	19	21	...	1	27	15	1	2	...	3	...	52	110	71	626	
...	30	...	30	11	...	3	19	26	1	2	24	15	2	21	54	42	479	
...	62	2	28	22	...	2	30	18	33	18	7	...	12	...	57	116	82	827	
...	24	...	23	6	30	20	...	1	19	4	1	...	2	...	44	81	56	507	
...	42	...	33	13	...	4	47	40	...	5	36	21	1	7	...	2	...	59	135	90	855	
1	39	...	12	7	...	1	48	40	...	1	24	14	2	...	2	...	83	121	63	700	
1	42	2	28	17	40	30	...	2	21	8	4	...	4	...	59	92	61	683	
...	16	...	13	10	13	13	...	2	12	10	2	9	31	34	259	
...	13	...	9	12	1	2	13	13	...	1	21	4	2	...	2	...	25	46	30	315	
1	38	1	40	30	1	1	47	46	2	1	49	60	7	...	4	...	84	153	91	1,077	
...	31	1	13	5	1	3	40	44	...	7	38	40	1	...	6	...	124	125	101	997	
1	23	...	14	11	...	2	38	39	...	3	34	29	2	...	3	...	57	146	61	780	
...	10	...	2	5	14	4	...	2	9	3	37	45	30	237	
6	72	...	35	11	1	3	35	43	3	14	374	19	2	...	14	7	71	205	148	1,756	
2	60	...	17	15	3	4	52	81	...	2	31	21	4	...	11	...	131	205	111	1,119	
...	117	2	44	20	...	4	118	107	...	7	83	163	...	1	5	...	6	...	263	381	205	2,220	
3	66	...	49	17	2	6	95	104	1	5	67	26	6	...	6	...	159	387	199	1,629	
...	29	...	14	2	1	2	60	154	1	2	37	65	4	...	2	...	133	189	103	1,267	
1	30	...	19	7	...	2	54	100	...	2	44	22	12	...	2	...	140	190	130	1,049	
...	22	...	16	17	...	2	21	18	29	4	1	...	3	...	2	2	40	83	54	493	
3	144	1	58	19	...	5	80	264	...	5	89	42	1	12	...	8	49	131	269	147	1,764	
1	119	...	36	8	...	7	147	189	3	1	78	13	11	...	14	1	198	417	147	1,968	
1	46	1	26	19	...	5	59	72	...	3	46	13	10	...	4	...	114	181	119	954	
1	43	1	25	8	1	5	97	106	...	1	36	21	6	...	4	...	195	270	133	1,334	
3	75	...	29	7	...	3	120	113	2	7	57	23	5	...	2	1	174	313	193	1,552	
1	40	...	30	3	2	1	85	89	1	4	43	36	3	...	188	230	112	1,269		
...	1	2	3	2	1	...	4	8	3	35	
...	1	1
36	1504	14	810	378	15	82	1655	2010	15	95	1,563	783	...	1	2	3	...	122	...	166	62	3023	5,498	3,102	31,372	
24	25	26	27	28	29	30	31	32	33	34	35	A	B	C	D	E	F	G	H	J	K	L	M		Total	

TABLE 23

INFANT MORTALITY—
BOMBAY BORN AND OUT BORN CHILDREN

	Born in Bombay.		Born out of Bombay.	Deaths under 1 year of age.
	Births Registered.			
	Before death.	After death.		
Total	4,941	2,366	846	8,153
Percentage	60.6	29.0	10.4	100.0

TABLE 24

DEATHS AMONG INFANTS FROM PRINCIPAL CAUSES BY AGE-PERIODS

Age period	Small-pox.	Measles.	Malarial fever.	Ague and Remittent Fever and fever not defined.	Diar-rhoea and Enteritis.	Dysen-tery.	Infantile Debility Malforma-tion and premature birth.	Diseases of Respira-tory system.	Convul-sions.	Polio-myelitis.	Other causes.	All causes.	Percent-age to the total infant deaths.
up to 7 days.	6	27	1	2,152	139	63	...	106	2,494	30.6
1 to 4 weeks ...	5	2	...	8	210	1	825	234	23	...	133	1,441	17.6
4 Total under weeks.	5	2	...	14	237	2	2,977	373	86	...	239	3,935	48.2
4 weeks to 6 months.	64	33	...	12	362	11	438	1,032	15	...	232	2,199	27.0
6 to 12 months	51	49	...	19	258	12	151	1,078	5	5	391	2,019	24.8
Total	120	84	...	45	857	25	3,566	2,483	106	5	862	8,153	100.0

TABLE 25

INFANT DEATHS FROM PRINCIPAL CAUSES BY AGE-GROUPS, EXPRESSED AS PERCENTAGES OF THE TOTAL INFANT DEATHS.

Age-Period.	Small-pox.	Measles.	Malarial fever.	Ague and Remittent Fever and fever not defined.	Diar-rhoea and Enteritis.	Dysen-tery.	Infantile Debilit and Malforma-tion, including premature births.	Diseases of the Respira-tory system.	Convul-sions.	Polio-myelitis.	Other causes.	All causes.
Under 7 days.	0.2	1.1	...	86.3	5.6	2.5	...	4.3	100.0
1 to 4 weeks ...	0.3	0.1	...	0.6	14.6	0.1	57.3	16.2	1.6	...	9.2	100.0
4 weeks to 6 months.	2.9	1.5	...	0.5	16.5	0.5	19.9	46.9	0.7	...	10.6	100.0
6 to 12 months	2.5	2.4	...	0.9	12.8	0.6	7.5	53.4	0.2	0.2	19.5	100.0
Total percent-age for all ages upto 1 year.	1.5	1.0	...	0.6	10.5	0.3	43.7	30.5	1.3	0.1	10.5	100.0

TABLE 26

INFANT MORTALITY FROM PRINCIPAL CAUSES FROM (1952-57)

Causes of Death.	1953.	1954.	1955.	1956.	1957	Annual Average		Difference between (a) and (b)
						1952 to 1956. (a)	1957. (b)	
Poliomyelitis	7	8	3	5	5	6	5	- 1
Small-pox	33	160	9	7	80	58	120	+ 72
Measles	32	59	14	13	68	37	84	+ 47
Malarial Fever	1
Ague and Remittent Fever and Fever not defined.	88	69	52	27	38	55	45	- 10
Diarrhoea and Enteritis ...	611	659	736	713	681	680	857	- 23
Dysentery	51	26	29	10	28	29	25	- 4
Infantile Debility & Malformation including Premature Birth.	4,439	4,009	3,718	3,543	3,508	3,843	3,566	- 277
Diseases of the Respiratory system.	2,680	2,545	2,232	1,878	2,241	2,315	2,483	+ 68
Convulsions	172	122	139	126	84	129	106	- 23
All Causes	9,000	8,534	7,897	7,152	7,820	8,081	8,153	+ 72

TABLE 27.

NEONATAL DEATH RATES.

Years.	Births.	Neonatal Deaths.	Rate.
1946 ...	53,469	4,094	76.5
1947 ...	50,833	3,599	70.8
1948 ...	54,629	3,970	72.7
1949 ...	58,081	4,390	75.6
1950 ...	60,597	4,460	73.6
1951 ...	65,679	4,626	70.4
1952 ...	66,125	4,417	66.8
1953 ...	62,726	4,055	64.6
1954 ...	63,072	3,953	62.7
1955 ...	66,575	4,054	60.9
1956 ...	64,835	3,686	56.2
1957 ...	64,526	3,671	56.9
1958 ...	67,069	4,218	62.9

TABLE 28

INFANT DEATHS AND OTHER DEATHS.

Age-period.	MONTHS.												Total.
	Jan.	Feb.	Mar.	April	May	June	July	Aug.	Sept.	Oct.	Nov.	Dec.	
*Under 1 year.	601	563	635	695	623	598	794	829	832	737	594	652	8,153
1 year and upwards.	2,049	2,060	2,300	2,281	2,003	1,752	1,918	1,832	1,941	1,849	1,656	1,578	23,219

TABLE 29

DEATHS AMONG INFANTS BY CAUSES, MONTHS AND AGES.

Causes of Deaths.	Total:	MONTHS.												AGES.				
		Jan.	Feb.	Mar.	April	May	June	July	Aug.	Sept.	Oct.	Nov.	Dec.	Under 1 week.	1 to 4 weeks.	4 weeks to 6 months.	6 to 12 months.	
36 Poliomyelitis ...	5	3	2	5
28a Malaria
28b Ague and Remittent Fever ...	1	1	1	...
34 Small-pox ...	120	20	14	37	28	10	6	5	5	64	51
35 Measles ...	84	7	11	22	27	8	1	4	...	1	3	...	2	33	49	
8 Scarlet Fever
Whooping Cough ...	5	1	1	1	1	1	1	4
10 Diphtheria ...	25	4	1	4	3	1	3	2	...	4	1	1	1	...	1	4	20	
33 Influenza ...	3	...	1	1	...	1	2	1
4 Cholera
27 Dysentery ...	25	3	1	...	2	2	2	1	4	3	6	...	1	1	1	11	12	
3 Plague
6 Cerebro-Spinal Fever	1	1	1	...	
13 Tuberculosis of Respiratory system ...	19	...	3	4	1	2	1	...	2	...	2	2	2	8	11	
14-22 Other Tuberculous Diseases ...	85	5	2	5	6	11	5	6	6	6	13	10	10	21	64	
30 Syphilis ...	4	1	1	1	1	...	1	2	1	...	
70 Rickets ...	212	17	26	23	25	23	20	13	14	22	8	11	10	...	1	51	160	
86 Convulsions ...	106	9	5	8	9	8	9	17	9	5	9	12	6	63	23	15	5	
106 Bronchitis ...	35	2	3	1	2	1	2	7	2	4	4	5	2	3	2	13	17	
107-109 Pneumonia ...	2,421	170	183	215	264	241	203	211	217	234	194	145	144	128	227	1,009	1,057	
104, 105, 110-114 Other Respiratory Diseases	27	3	2	1	2	1	1	8	...	4	2	1	2	8	5	10	4	
118-1 Gastritis	
119-120 Diarrhoea and Enteritis ...	857	47	50	46	59	70	49	88	115	78	71	89	95	27	210	362	258	
157, 158, 160, 161 Congenital Malformation, Injury at Birth ...	1,911	143	115	134	132	107	141	209	197	203	205	156	169	784	562	414	151	
159 Premature-Birth ...	1,655	122	96	104	85	102	104	173	197	209	170	129	164	1,368	263	24	...	
161a Atelectasis	
200a-2 Suffocation Over-Ling	
200-2a Fever not defined	44	1	6	2	2	4	8	3	8	2	5	1	2	6	8	11	19	
Other Cause ...	508	47	43	27	47	30	41	43	58	57	45	29	41	105	129	143	131	
Total ...	8,153	801	563	635	695	623	598	794	829	832	737	594	652	2,494	1,441	2,199	2,019	

TABLE 30

INFANT MORTALITY BY SECTIONS AND MONTHS

Localities Names of Sections.	MONTHS.												TOTAL.
	Jan.	Feb.	March.	April.	May.	June.	July.	August.	Sept.	Oct.	Nov.	Dec.	
Upper Colaba ...	1	2	3	3	1	2	1	4	1	6	3	2	29
Middle and Lower Colaba ...	5	13	4	12	14	14	12	16	9	22	10	7	138
Fort, Southern	1	...	1	...	1	2	1	1	2	9
Fort, Northern ...	8	5	12	5	15	6	9	10	17	5	9	9	110
Esplanade ...	10	10	10	6	12	7	17	15	10	9	6	8	120
Mandvi ...	5	7	8	10	8	8	7	11	6	5	4	7	86
Chakla ...	4	1	4	3	3	6	4	9	6	8	5	7	60
Umarchadi ...	13	14	10	13	16	16	22	19	29	16	12	17	197
Dongri ...	3	6	5	10	6	4	4	7	8	14	4	9	80
Khara Talao ...	8	7	1	4	7	8	10	17	11	9	9	2	93
Kumbharwada ...	8	4	10	12	6	10	11	7	8	10	18	9	113
Bhuleshwar ...	7	6	1	17	8	7	14	15	16	15	9	16	131
Market ...	11	2	16	11	7	12	7	9	9	9	10	12	115
Dhobi Talao ...	14	11	21	12	11	9	19	17	11	13	15	20	173
Fanaswadi ...	6	9	10	8	9	6	12	16	8	16	14	5	119
Khetwadi ...	22	16	14	14	16	13	23	8	24	16	17	17	200
Tardeo ...	12	14	18	12	17	15	20	23	16	16	16	10	189
Girgaum ...	6	8	14	16	16	11	21	13	16	14	9	10	154
Chowpati ...	3	4	4	9	2	2	5	5	7	5	3	2	51
Walkeshwar ...	1	6	2	2	1	5	4	4	7	11	6	6	55
Mahalakshmi ...	19	23	15	22	13	6	16	23	22	14	16	15	204
Mazgaon ...	13	20	23	26	18	25	31	43	27	20	17	16	279
Tarwadi ...	20	27	13	19	13	17	16	24	17	20	15	22	223
1st Nagpada ...	3	3	3	6	4	7	7	7	6	4	1	8	59
2nd Nagpada ...	20	19	19	28	24	22	8	20	27	19	19	18	243
Kamathipura... ..	28	32	29	44	26	26	36	40	36	41	33	19	390
Byculla ...	49	29	61	73	59	40	55	62	60	50	42	43	623
Parel ...	27	25	21	29	29	40	50	39	50	40	24	41	415
Sewri ...	40	44	61	33	35	24	23	41	47	27	31	28	434
Naigaum ...	23	20	22	16	17	22	35	44	30	28	17	23	297
Matunga ...	4	9	6	5	5	7	11	10	12	4	3	5	81
Sion ...	42	40	38	50	47	38	56	46	49	51	44	49	550
Dadar ...	38	31	46	37	49	46	74	74	70	79	56	58	658
Mahim ...	22	19	18	16	21	15	26	21	32	17	18	24	249
Parbhadevi ...	30	24	35	36	27	34	53	28	42	32	21	37	399
Worli ...	39	23	29	40	33	40	49	50	60	38	30	42	473
Chinchpokli ...	37	28	27	33	28	27	25	31	23	33	26	27	345
Love Grove	1	2	2	1	1	...	1	...	8
Harbour, Docks, etc.	1	1
TOTAL ...	601	563	635	695	623	598	794	829	832	737	594	652	8,153

TABLE 31

DEATHS IN PUERPERAL STATE.

No.	Specific Cause of Death.	Number of Deaths.
1	Ante-partum Haemorrhage	8
2	Post-partum Haemorrhage	20
3	Toxaemias (Eclampsia, Hyperemesis, Gravidarum, Acute Yellow Atrophy, Albuminuria)	27
4	Puerperal Sepsis (Septicaemia, Septicaemia, Phlegmasis, Algodolens, Coli Infection, etc.)	18
5	Embolism	11
6	Shock during or immediately after delivery	12
7	Anaemia of Pregnancy
8	Malaria
9	Influenza, Pneumonia
10	T. B.
	Complications of Pregnancy	
11	Heart Disease
12	Operative Interference
13	Ruptured Uterus
14	Breast Disease
15	Puerperal Insanity
16	Other Causes	1
	Total ...	97

TABLE 32
CASES OF NOTIFIABLE DISEASES REPORTED, IN 1958

Sections.	2															
	Cholera.	Small-pox.	Plague.	Enteric Fever.	Diphtheria.	Typhus.	Relapsing Fever.	Virus Encephalitis.	Puerperal Fever.	Tuberculosis.	Leprosy.	Influenzal Pneumonia.	Cerebro Spinal Meningitis.	Scarlet Fever.	Acute Anterior Polio-myelitis.	Total.
Upper Colaba	43	4	47
Middle and Lower Colaba	...	12	...	26	38	20	96
Fort, Southern	...	2	...	17	13	7	39
Fort, Northern	...	41	...	85	86	29	...	1	2	244
Esplanade	...	41	...	46	29	1	...	90	1	...	1	209
Mandvi	...	24	...	30	32	20	106
Chakla	...	38	...	25	48	9	120
Umarghadi	...	87	...	134	168	1	...	78	...	1	4	473
Dongri	...	24	...	30	117	34	4	209
Khara Talao	...	32	...	41	165	31	...	1	4	275
Kumbharwada	...	1	...	34	83	74	3	216
Bhuleshwar	...	48	...	51	92	2	...	35	...	2	2	232
Market	...	41	...	68	58	19	...	1	5	192
Dhobi Talao	...	45	...	133	117	36	331
Fanaswadi	...	19	...	44	66	1	...	29	...	1	3	163
Khetwadi	...	87	...	46	95	21	...	2	2	253
Tardeo	...	64	...	63	63	17	2	209
Girgaum	...	29	...	53	99	1	...	15	1	198
Chowpati	...	42	...	24	49	4	3	122
Walkeshwar	...	1	...	18	23	4	1	57
Mahalakshmi	...	145	...	90	178	1	...	28	...	1	2	445
Mazagon	...	187	...	99	83	13	...	1	1	384
Tarwadi	...	108	...	90	71	25	3	297
1st Nagpada	...	14	...	25	58	4	...	1	1	103
2nd Nagpada	...	82	...	46	87	26	10	251
Kamathipura	...	127	...	54	45	19	4	249
Byculla	...	538	...	436	662	79	...	1	16	1,732
Parel	...	106	...	151	225	160	18	660
Sewri	...	224	...	62	52	28	4	370
Naigaum	...	63	...	81	144	57	...	1	8	354
Matunga	...	32	...	36	88	4	...	1	1	162
Sion	...	142	...	75	93	1	15	...	1	8	335
Dadar	...	91	...	116	157	33	...	1	4	402
Mahim	...	31	...	46	173	11	7	268
Prabhadevi	...	72	...	95	112	60	...	1	3	343
Worli	...	106	...	188	143	63	...	1	9	510
Chinchpokli	...	103	...	181	191	83	...	1	4	...	4	567
Love Grove	...	38	...	17	4	12	71
Harbour, Docks, etc.
Total	2	2,916	...	2,899	4,007	1	...	7	...	1,296	...	11	15	...	140	11,294
Average of the last 5 years (1953 to 1957)	15	977	...	2,009	2,463	23	1	3,358	6	14	4	...	113	9,064

43

TABLE 33
RAT DESTRUCTION WORK.

Months.	No. of rats sent to the Haffkine Institute.	No. of rats examined.	
		Alive.	Dead.
January ..	93,223	6,888	5
February ..	86,232	6,009	1
March ..	87,381	4,820	..
April ..	89,170	5,152	..
May ..	86,304	4,721	274
June ..	55,861	3,127	26
July ..	76,789	4,808	3
August ..	87,382	5,453	1
September ..	82,632	5,586	..
October ..	83,410	6,617	..
November ..	92,286	6,450	3
December ..	97,461	7,356	..
Total ..	10,28,131	66,997	313

No rat was found plague infected.

TABLE 34
SMALL-POX ATTACKS AND DEATHS (1934 TO 1958).

Year	Jan.	Feb.	Mar.	April	May	June	July	Aug.	Sept.	Oct.	Nov.	Dec.	Total	Death rate	Fatality rate	Remarks.	
1934	A.	43	48	51	42	29	10	6	5	13	9	5	22	283	0.1	53.7	Sporadic.
	D.	16	22	28	29	13	8	3	4	7	5	3	14	152			
1935	A.	127	221	412	465	300	195	112	55	25	12	19	34	1,977	1.1	63.1	Epidemic from 2-2-1935 to 6-7-35, 5 months and 4 days.
	D.	71	118	263	278	203	140	70	40	15	6	11	24	1,148			
1936	A.	110	238	308	336	194	101	58	28	17	11	3	7	1,411	0.8	64.2	Epidemic from 22-2-36 to 6-6-36 3 months and 16 days.
	D.	64	139	190	228	131	71	35	21	14	6	3	4	906			
1937	A.	29	50	80	152	133	115	90	46	54	34	89	325	1,197	0.6	57.5	Epidemic from 19-12-37 to 14-5-38 4 months and 26 days.
	D.	16	30	62	79	90	81	52	32	24	20	32	156	688			
1938	A.	678	965	903	403	167	53	36	13	8	5	—	2	3,233	1.6	57.6	
	D.	356	549	509	248	116	38	30	12	2	1	—	1	1,862			
1939	A.	15	20	60	50	48	44	40	29	7	6	12	37	368	0.2	54.6	Sporadic.
	D.	9	15	25	19	25	26	29	19	1	5	8	20	201			
1940	A.	115	184	235	390	276	172	95	29	22	32	65	115	1,730	0.7	48.2	Epidemic from 31-3-1940 to 15-6-40 2 months and 16 days.
	D.	43	78	106	182	143	103	61	17	10	18	19	54	834			
1941	A.	345	646	581	308	199	108	30	30	14	15	4	35	2,325	0.8	55.6	Epidemic from 19-1-41 to 17-4-41 3 months and 19 days.
	D.	171	317	323	189	140	64	25	24	8	7	10	18	1,293			
1942	A.	166	257	603	338	57	14	6	3	—	3	2	5	1,454	0.4	40.6	Epidemic from 8-3-42 to 18-4-42 1 month and 11 days.
	D.	70	141	220	116	33	4	2	2	—	—	—	3	591			
1943	A.	28	71	200	169	152	106	90	71	88	70	76	197	1,318	0.3	39.4	Sporadic.
	D.	10	26	73	56	78	48	31	32	42	35	25	63	519			
1944	A.	625	1,032	1,194	577	187	62	36	13	3	3	3	6	3,741	0.9	37.1	Epidemic from 15-1-44 to 29-4-44 3 months and 15 days.
	D.	202	411	421	188	103	33	24	3	—	—	2	4	1,391			
1945	A.	14	22	58	83	67	60	44	34	31	31	36	123	603	0.1	38.9	Sporadic.
	D.	7	4	11	27	26	33	15	17	9	15	12	50	235			
1946	A.	256	556	762	621	174	44	10	1	3	—	3	1	2,431	0.6	35.2	Sporadic.
	D.	124	256	225	193	36	22	2	—	—	—	—	—	858			
1947	A.	6	2	2	5	8	6	7	5	5	4	6	6	62	0.0	29.0	Sporadic.
	D.	1	—	—	1	1	—	2	2	2	1	4	4	18			
1948	A.	20	43	108	161	82	44	32	14	16	10	9	19	558	0.1	29.0	Sporadic.
	D.	7	10	35	35	22	13	15	9	6	4	—	6	162			
1949	A.	52	229	481	621	203	45	36	19	6	9	19	44	1,764	0.4	31.9	Sporadic.
	D.	16	68	184	155	65	31	18	4	2	2	7	11	563			
1950	A.	78	145	207	113	78	51	26	19	10	9	17	63	816	0.1	28.3	Sporadic.
	D.	21	26	55	42	32	19	7	4	1	1	4	19	231			
1951	A.	97	218	313	231	122	48	20	6	4	6	8	10	1,083	0.1	30.0	Sporadic.
	D.	28	55	84	71	38	19	9	4	1	1	2	2	314			
1952	A.	13	46	96	88	58	25	12	3	7	6	6	18	378	0.0	31.7	Sporadic.
	D.	3	11	24	33	21	9	4	2	2	—	1	10	120			
1953	A.	39	58	130	117	90	87	62	31	11	13	15	40	693	0.0	27.3	Sporadic.
	D.	13	15	37	28	25	28	16	4	4	2	5	12	189			
1954	A.	130	210	684	499	138	73	26	10	12	3	9	22	1,816	0.3	34.3	Epidemic from 14-3-1954 to 1-5-1954. 1 month and 18 days.
	D.	43	123	211	140	53	28	10	1	1	3	3	7	623			
1955	A.	31	30	27	16	14	19	12	5	2	2	5	3	166	0.0	26.5	Sporadic.
	D.	10	—	7	6	5	4	5	3	—	—	2	2	44			
1956	A.	7	25	24	17	40	33	15	8	10	—	3	16	198	0.02	25.3	Sporadic.
	D.	5	3	9	5	13	3	5	1	2	—	—	4	50			
1957	A.	136	303	634	438	156	43	28	47	36	49	30	111	2,011	0.2	24.9	Epidemic from 24-2-1957 to 25-5-1957 3 months and 2 days.
	D.	26	69	167	98	46	19	7	16	10	11	12	21	502			
1958	A.	304	543	899	635	282	95	112	17	9	3	8	9	2,916	0.3	26.9	Epidemic from 26-1-1958 to 7-6-1958. 4 months and 13 days.
	D.	72	131	249	190	78	24	28	7	1	—	1	2	783			

TABLE 35.
CASES OF ENTERIC FEVER REPORTED IN 1958.

Disease.	MONTHS.												Total.
	Jan.	Feb.	Mar.	April.	May.	June.	July.	Aug.	Sept.	Oct.	Nov.	Dec.	
Enteric Fever	322	110	88	106	228	242	240	369	302	375	224	293	2,899

TABLE 36
PARTICULARS RELATING TO ENTERIC FEVER SINCE (1944-1958.)

	1944	1945	1946	1947	1948	1949	1950	1951	1952	1953	1954	1955	1956	1957	1958
Attacks	1,008	1,329	988	1,664	3,156	3,426	1,338	1,009	1,736	1,567	2,215	1,937	2,097	2,463	2,899
Deaths	459	616	513	686	1,038	1,128	403	262	428	323	232	211	247	258	262
Fatality rate	45.5	46.3	51.9	41.2	32.8	32.8	30.1	26.0	27.3	18.6	10.5	10.9	11.8	10.4	9.0
Death-rate	0.3	0.4	0.3	0.5	0.7	0.7	0.2	0.1	0.2	0.1	0.1	0.1	0.1	0.1	0.1
Hospitalisation	927	1,306	911	1,568	2,971	3,132	1,227	899	956	1,283	2,103	1,881	2,005	2,416	2,873
Cases notified by medical practitioners.	148	233	77	96	185	385	906	110	611	453	43	56	92	47	26
Inoculations	84,927	27,879	2,27,296	1,92,304	3,75,991	5,55,717	2,33,155	2,26,890	3,11,859	2,39,333	2,23,903	2,20,319	1,74,327	1,31,051	1,71,238
Attack-rate	0.7	0.9	0.7	1.1	2.1	2.3	0.6	0.4	0.7	0.7	0.9	0.8	0.9	0.1	1.2

Table 37

COMPARATIVE TABLE OF DEATHS FROM SOME OF THE PRINCIPAL CAUSES AND BIRTHS

Year.	Births (excluding still-births).		Total Deaths.		Plague.		Small-pox.		Measles.		Cholera.		Influenza.		Enteric Fever.		Malaria.		Ague and Remittent Fever.		Tuberculosis.		Diarrhoea, Enteritis and Dysentery.		Respiratory Diseases.		Maternal Deaths.		Deaths under 1 year.		Deaths of Children (1 to 5 years.)		Still-born.
	No. Registered.	Rate per 1,000.	No. Registered.	Rate per 1,000.	No. Registered.	Rate per 1,000.	No. Registered.	Rate per 1,000.	No. Registered.	Rate per 1,000.	No. Registered.	Rate per 1,000.	No. Registered.	Rate per 1,000.	No. Registered.	Rate per 1,000.	No. Registered.	Rate per 1,000.	No. Registered.	Rate per 1,000.	No. Registered.	Rate per 1,000.	No. Registered.	Rate per 1,000.	No. Registered.	Rate per 1,000.	No. Registered.	Rate per 1,000.	No. Registered.	Rate per 1,000.	No. Registered.	Percentage to total deaths.	
1948 ...	54,629	36.7	37,765	25.3	12	0.0	162	0.1	88	0.0	8	0.0	5	0.0	1,038	0.7	118	0.1	500	0.3	2,157	1.4	1,488	1.0	9,958	6.7	91	1.6	9,052	165.7	6,590	17.4	3,164
1949 ...	58,081	39.0	39,935	26.8	2	0.0	563	0.4	182	0.1	1	0.0	4	0.0	1,128	0.8	89	0.1	384	0.2	2,328	1.5	1,617	1.1	10,728	7.2	171	2.9	10,120	174.2	6,945	12.0	3,324
1950 ...	60,597	26.0	34,285	14.7	1	0.0	231	0.2	103	0.0	39	0.0	4	0.0	403	0.2	83	0.0	112	0.0	2,346	1.6	1,143	0.5	9,206	3.9	106	1.7	9,191	151.6	5,744	16.8	3,437
1951 ...	65,679	28.2	33,841	14.5	...	0.0	314	0.1	96	0.0	1	0.0	6	0.0	262	0.1	59	0.0	36	0.0	2,525	1.1	1,156	0.5	8,788	3.8	89	1.3	9,746	148.4	5,646	16.7	3,268
1952 ...	66,125	28.4	34,337	14.8	2	0.0	120	0.0	63	0.0	6	0.0	2	0.0	428	0.2	42	0.0	18	0.0	2,595	1.1	1,345	0.6	8,034	3.4	88	1.3	9,335	141.2	6,043	17.6	3,151
1953 ...	62,726	26.9	33,927	14.6	...	0.0	189	0.1	88	0.0	22	0.0	8	0.0	323	0.1	17	0.0	3	0.0	2,427	1.0	1,524	0.6	7,768	3.3	82	1.3	9,000	143.5	5,926	17.5	2,164
1954 ...	63,072	27.1	32,008	13.7	...	0.0	623	0.3	180	0.1	...	0.0	4	0.0	232	0.1	16	0.0	12	0.0	2,184	0.9	1,601	0.7	7,063	3.0	68	1.1	8,534	135.3	5,766	18.0	2,963
1955 ...	66,575	28.6	28,108	12.1	...	0.0	44	0.0	60	0.0	...	0.0	3	0.0	211	0.1	6	0.0	8	0.0	1,934	0.8	1,423	0.6	5,418	2.3	67	1.0	7,897	118.6	4,117	14.6	2,921
1956 ...	64,835	27.8	27,759	11.9	...	0.0	50	0.0	56	0.0	...	0.0	7	0.0	247	0.1	3	0.0	4	0.0	2,132	0.9	1,452	0.6	5,094	2.2	67	0.99	7,152	110.3	3,721	13.4	2,778
1957 ...	64,526	27.7	33,164	14.2	...	0.0	502	0.2	252	0.1	5	0.0	174	0.1	258	0.1	4	0.0	...	0.0	2,771	1.2	1,562	0.7	6,497	2.8	97	1.5	7,826	121.2	4,898	14.8	2,861
Average of 1948-57	62,685	30.2	33,513	16.1	2	0.0	280	0.1	117	0.1	8	0.0	22	0.0	453	0.2	44	0.0	108	0.1	2,340	1.1	1,431	0.7	7,855	3.8	93	1.5	8,785	140.1	5,540	16.5	3,003
Average of 1953-57	64,347	27.6	30,993	13.3	...	0.0	282	0.1	127	0.1	5	0.0	39	0.0	254	0.1	9	0.0	5	0.0	2,290	1.0	1,516	0.7	6,368	2.7	76	1.2	8,082	125.6	4,886	15.8	2,737
1958 ...	67,069	28.8	31,772	13.5	...	0.0	783	0.3	227	0.1	...	0.0	28	0.0	262	0.1	2	0.0	3	0.0	2,391	1.0	1,670	0.7	6,737	2.9	97	1.4	8,153	121.6	4,711	15.0	3,102

TABLE 38

DIPHTHERIA - CASES

Disease	Jan.	Feb.	Mar.	Apr.	May.	June	July.	Aug.	Sept.	Oct.	Nov.	Dec.	Total.
Diphtheria	446	344	363	269	306	154	301	293	259	367	405	500	4,007

TABLE 39

TUBERCULOSIS—DEATH-RATES.

Period.	Annual Death-rates.		
	Pulmonary.	Other forms.	All forms.
1948-1957 (Average)	0.8	0.3	1.1
1952-1957 (Average)	0.7	0.3	1.0
1954	0.6	0.3	0.9
1955	0.6	0.2	0.8
1956	0.6	0.3	0.9
1957	0.9	0.3	1.2
1958	0.7	0.3	1.0

TABLE 40

TUBERCULOSIS DEATHS BY SEX

Year.	Deaths from Pulmonary. T. B.	Deaths from T. B. (other forms).	Total No. of deaths.	Males.	Females.
1957	2,061	710	2,771	1,847	924
1958	1,731	660	2,391	1,542	849

TABLE 41

MUNICIPAL VENEREAL DISEASE PROPHYLACTIC CENTRES.

Location.	Attendance.
(1) Anti-Venereal Clinic, 254, Bellasis Road.	18,272
* (2) Municipal dispensary, 55, Rajwadar Street.	74
* (3) Municipal Dispensary, 259, Sardar Vallabhbhai Patel Road.	549
* (4) Municipal Dispensary, 264, Charni Road.	824
(5) Municipal Dispensary, 143, Foras Road, tram junction.	2,865
* (6) Municipal dispensary, Dharavi.	492
* (7) Municipal dispensary, 213, Delisle Road, Lower Parel.	476
* (8) Municipal dispensary, 45, B. D. D. chawl, Worli.	521
Total	24,073

* All the Prophylactic treatment Centres marked as* (except the centres at Bellasis Road and Foras Road) have been closed down from 23-10-1958.

TABLE 42
MUNICIPAL VENEREAL DISEASE CLINIC : LABORATORY WORK

Wassermann Reaction (at the Haffkine Institute, Parel, Bombay, for this Clinic) ...	190
Kahn's Test ...	4,741
Meinicke's Test ...	2,324
VDRL Test ...	752
Dark Ground searches for Treponema Pallidum ...	257
Smears for Gonorrhoea ...	12,076
Miscellaneous (Blood Films and Counts, Spinal Fluid Tests, etc.) ...	80
Total ...	20,420

TABLE 43
NON-VENEREAL CASES : ATTENDANCE AT THE VENEREAL DISEASE CLINIC.

	Males.	Females.	Total.
(1) Skin Lesions ...	170	297	467
(2) Non-Specific Urethritis ...	169	478	647
(3) Non-Venereal Gynaecological Cases	304	304
(4) Marriage Certificates
(5) Fitness Certificate
(6) Others ...	110	344	354
Total ...	449	1,323	1,772

TABLE 44
SUMMARY OF CASES TREATED AT THE VENEREAL DISEASE CLINIC

Year.	Syphilis.	Non-syphilitic Sores.	Gonorrhoea.	Total V. D.	Other than V. D.	No. of patients who ceased attendance before the diagnosis was completed.	Total new cases.	Cases for prophylaxis.	V. D. cases carried over from the previous year.	Total attendance.
1	2	3	4	5	6	7	8	9	10	11
1954 ...	7,173	5,377	5,731	18,281	2,167	831	20,543	15,964	736	1,70,378
1955 ...	6,932	4,883	5,654	17,469	1,903	755	19,455	17,252	672	1,79,809
1956 ...	7,552	5,089	5,713	18,354	2,043	788	20,483	17,209	702	2,28,690
1957 ...	6,840	5,890	5,906	18,636	1,979	859	20,853	17,910	621	2,30,582
1958 ...	7,101	6,607	6,005	19,713	1,772	864	21,758	18,272	591	2,24,415

TABLE 45

DAILY AVERAGE ATTENDANCE AT THE V. D. CLINIC IN 1958.

New Patients	Males ...	61.9	Total 75.3	Total for Dia- gnosis and Treatment.	Total Daily At- tendance.
	Females...	13.4			
Old patients	Males	552.4	Total 713.3	788.6	838.7
	Females...	160.9			
Prophylaxis	Day ...	15.9	Total 50.1	Total for Pro- phylaxis. 50.1	
	Night ...	34.2			
Year :	1954	1955	1956	1957	1958
Daily average attendance :	625.2	661.0	776.2	865.6	838.7

TABLE 46

CLASSIFICATION OF THE VENEREAL CASES TREATED DURING 1958 AT THE V. D. CLINIC.

	Males.	Females.	Total
I SYPHILIS			
(1) "Primary"	2,852	461	3,313
(2) "Secondary"	2,554	450	3,004
(3) "Late"	138	606	744
(4) "Congenital"	...	40	40
Total	5,544	1,557	7,101
II GONORRHOEA			
(1) Acute and Sub-Acute	2,728	366	3,094
(2) Chronic	2,604	307	2,911
Total	5,332	673	6,005
III Non-Syphilitic Sores	6,406	201	6,607
GRAND TOTAL	17,282	2,431	19,713

TABLE 47

LEPROSY

(1) No. of new cases treated at the Home during the year 1958	2,945
(2) No. of patients ceased attending but persuaded to resume treatment	141
(3) No. of contacts examined at the homes of patients	1,389
(4) No. of contacts brought to the Clinic for examination	931
(5) No. of leprosy cases discovered by examination of contacts	60
(6) No. of first visits to the homes of patients	718
(7) No. of subsequent visits	4,286
(8) No. of talks on leprosy given	1,467
(9) No. of homes where isolation was secured	3
(10) No. of dropped cases visited	1,012
(11) No. of cases detected during rounds	11
(12) Daily average attendance at the Clinic during the year	262.7
(13) No. of Health Visitors working at the Home during the year	12
(14) No. of Health Visitors appointed by the Municipality	6

TABLE 48.

WORK DONE AT THE 7 LEPROSY CLINICS STARTED UNDER THE GREATER BOMBAY LEPROSY CONTROL SCHEME FROM 1-1-1951 TO 31-12-1958.

(1) No. of patients registered		
New	...	891
old cases of the Acworth Leprosy Home.	...	633
(2) No. of individual attending the clinics	...	2,891
(3) Work done by the Health Visitors :—		
(a) No. of dropped cases visited	...	1,417
(b) No. of cases in (a) above who have resumed treatment	...	242
(c) No. of first visits to the homes of the patients	...	881
(d) No. of subsequent visits to the homes of the patients	...	3,981
(e) No. of contacts examined at the homes	...	1,699
(f) No. of leprosy cases detected at the homes	...	11
(g) No. of contacts brought to the clinic for examinations	...	311
(h) No. of leprosy cases detected by examination of contacts at the clinics	...	18

TABLE 49

WELLS, CISTERNS, ETC. FOUND BREEDING ANOPHELES MOSQUITOES. (NON VECTOR)

Nature of Breeding place.	Month												Total.
	Jan.	Feb.	Mar.	April	May	June	July	Aug.	Sept.	Oct.	Nov.	Dec.	
Masonry tank	1	...	1	2
Depressions, pits	1	9	10
Pools	2	1	3
Drains	1	1

TABLE 50

WELLS, CISTERNS, ETC. BY WARDS FOUND BREEDING ANOPHELES. (NON VECTOR)

Breeding noticed in.	Wards							Total.
	A	B	C	D	E	F	G	
Masonry tank	1	...	1	2
Depressions, pits	1	6	2	...	10
Pools	1	...	2	3
Drains	1	1

TABLE 51

SPLEEN EXAMINATION OF THE MUNICIPAL SCHOOL CHILDREN.

Ward	No. of pupils examined	No. of pupils found with enlarged spleen.	Percentage.
A	3,714	2	0.05
B	4,467	2	0.04
C	17,702	22	0.12
D	7,896	4	0.05
E	12,580	11	0.09
F	16,257	7	0.04
G	19,927	7	0.04
Total	82,543	55	0.07

TABLE 52

WELLS AND THEIR CONDITIONS ON 31ST DECEMBER 1958.

Ward.	Total No. of wells.	No. of wells open or partially open.			No. of wells hermetically concrete covered.		
		Open.	T. D.	Total	With pump.	Without pump.	Total
A ...	359	24	4	28	26	305	331
B ...	93	11	7	18	13	62	75
C ...	664	63	82	145	176	343	519
D ...	431	22	66	88	86	257	343
E ...	150	12	7	19	44	87	131
F ...	132	40	9	49	35	48	83
G ...	243	88	8	96	67	80	147
F Mills	8	1	...	1	1	6	7
G Mills	28	4	24	28
Total ...	2,108	261	183	444	452	1,212	1,664

TABLE 53

TREATMENT OF STORM WATER ENTRANCES

Ward.	No. of Storm water entrances.	No. of occasions they were treated.
A ...	3,767	1,50,680
B ...	2,450	1,27,400
C ...	2,073	66,186
D ...	3,075	1,38,375
E ...	5,350	1,49,607
F ...	5,120	1,54,024
G ...	3,858	1,67,978
Total	25,693	9,54,250

TABLE 54
TIFA FOGGING WORK.

Month	Work Done Hrs.	PETROL FOR		INSECTICIDE USED.
		Fog gallons.	Truck gallons.	for solution Gallons
January	120	32	32	250
February	130	24	48	160
March	125	20	48	150
April	140	16	38	160
May	165	40	42	280
June	85	12	30	80
July	135	26	32	220
August	130	32	26	215
September	115	36	35	200
October	135	34	28	200
November	120	22	30	150
December	145	24	28	150

TABLE 55
LARVICIDES USED.

Name of the Article.	Quantity.	Cost.
Mosquito control Oil	... 17,324 gallons.	Rs. 20,095.84
D.D.T. emulsion 25% concentrate	... 4,960 do.	Rs. 33,777.60
BHC emulsion 10% G. I. concentrate	... 200 do.	Rs. 2,835.00

1 gallon of DDT or BHC emulsions 25% is capable of being increased to 25 to 40 gallons by adding water.

TABLE 56

INFECTIOUS DISEASES, DISINFECTIONS.

Diseases	Cases		Cases removed to Hospitals	Rooms disinfected.	Articles sterilized.
	Notified	Total			
1 Plague
2 Small-pox	2,916	...	177	2,682	1,276
3 Measles	221	65
4 Chicken-pox	5	445	691
5 Typhoid fever	2,899	2,616	173
6 Influenza and Pneumonia
7 Cholera	2	...	1	3	9
8 Diarrhoea & Vomiting	421	181
9 Mumps	111	...
10 Leprosy
11 Tuberculosis	1,296	217
12 Cerebro-Spinal fever	15	6	...
13 Dead Rats
14 Poliomyelitis	140
15 Malaria
16 Diphtheria	3,593	3,111	374
17 Puerperal Fever
18 Typhus	1	...	1	1	...
19 Whooping Cough	22	...
20 Other Causes
Total	10,880	...	182	11,614	2,446

*Quantities received from the Government, free of cost, under National Malaria Control Programme.

Table-57.

DISINFECTION WORK

Serial No.	Name of the Disinfectant.	Quantities of Disinfectants used.			Cost of Disinfectants used.			
		For dwellings and rooms.	For other places such as house-gullies, drains, privies etc.	Total.	For dwellings and rooms.	For other places such as house-gullies, drains, privies etc.	Total.	
					Rs.	Rs.	Rs.	
1	Formaline	... Lbs. ...	331	...	331	370.71	...	370.71
2	Lysotol	... Gallons ...	10	...	10	33.00	...	33.00
3	Disinfectant fluid	... Gallons ...	60	940	1,000	222.55	3,112.00	3,334.55
4	Do.	... Drums ...	37	...	37	674.07	...	674.07
5	Kerosene	... Gallons ...	44	...	44	71.67	...	71.67
6	Tropical Chloride of Lime	... Cwts.	2,403	2,403	...	21,235.00	21,235.00
7	Dettol	... Gallons ...	1	...	1	13.02	...	13.02
8	Bleaching powder	... Drums ...	2	...	2	53.02	...	53.02
9	Diazinon 40% W.D. powder	... Cwts.	25	25	...	58,065.00	58,065.00
10	Diazinon 20% E. Concentrate	... Gallons	10	10	...	969.89	969.89
11	Mosquito Control Oil	... Gallons	17,324	17,324	...	20,095.84	20,095.84
12	B.H.C. 50% W.D. Powder	... Tons	11	11	...	17,325.00	17,325.00
13	B.H.C. 10% G.I. Emulsifiable Concentrate.	... Gallons	200	200	...	2,835.00	2,835.00
14	Hydrochloric Acid	... Lbs.	400	400	...	80.00	80.00
15	Izol Powder	... Bags ...	1	671	672	14.18	9,515.00	9,529.18
16	Triton 100 or Emulsifiers	... Lbs.	2,100	2,100	...	7,875.00	7,875.00
17	Malathion 50% E. Concentrate	... Gallons	55	55	...	4,620.00	4,620.00
18	Tugan Bait	... Lbs.	336	336	...	670.30	670.30
19	Sovacide BX	... Gallons	5,960	5,960	...	9,279.60	9,279.60
20	Soap	... Lbs.	7,785*	7,785*
		... Lbs.	5,560*	5,560*
21	D.D.T. Technical	... Lbs.	77,396*	77,396*
					Total ...	1,452.22	1,55,677.63	1,57,129.85

*Quantities received from the Government, free of cost, under National Malaria Control Programme.

TABLE 58.

MATERNITY AND CHILD WELFARE WORK DURING THE YEAR 1958.

(1) Number of confinements attended to at homes by the Health Visitors in Districts	...	6
(2) Visits by the Health Visitors :—		44,534
Ante-natal	...	4,858
Natal	...	1,709
Post-natal	...	14,510
Infants and Pre-school-age Children	...	21,062
Others	...	2,395
(3) Number of cases visited by the Medical Officers	...	2,546
(4) Number of cases registered in the Clinics :—		28,423
Ante-natal	...	15,024
Post-natal	...	5,284
Infant	...	5,611
Pre-school	...	2,119
Others	...	385
(5) Total number of confinements in the Maternity Homes	...	9,643
(6) Number of cases not registered at the Ante-natal Clinics but confined in the maternity homes	...	380
(7) Number of cases admitted	...	11,303
(8) Number of beds	...	164
(9) Total number of patients whose blood was taken for Kahn-test	...	817
(10) Total number of patients to whom aid was given	...	204
(11) Total number of visits by the Health Visitors for family planning clinics	...	12,182
(12) Total attendance at the family planning clinics :—		9,178
New	...	2,856
Old	...	6,322
(13) Total number of women given appliances free	...	7,322
(14) Total number of new-born babies B.C.G. Vaccinated	...	6,339
(15) Total number of women given milk under Milk distribution scheme	...	1,647
(16) Number of children (infants and pre-school-age) immunized against Diphtheria :—		2,299
First doze	...	1,571
Second doze	...	728
(17) No. of cases sent to Nair Hospital for post-Mortem	...	1

TABLE 59

Attendance at all the Municipal General Dispensaries and Mobile Unit in the City during the year 1958.

Description of diseases	January.	February.	March.	April.	May.	June.	July.	August.	September.	October.	November.	December.	Total.
Measles	2	2
Whooping Cough	18	18	15	14	17	15	18	21	30	14	2	10	192
Dengue
Influenza	12	10	16	8	6	2	8	15	23	287	101	13	504
Dysentery	774	613	488	743	932	777	1,035	1,117	1,091	994	861	805	10,230
Diarrhoea	3,083	2,773	2,579	3,025	3,638	2,469	3,771	4,222	3,869	3,622	2,930	2,885	38,866
Malarial Fever
Flarial infection
Fever not defined	6,932	5,359	5,588	5,779	6,944	5,543	7,218	7,301	8,035	7,353	5,761	6,277	78,090
Bronchitis and Asthma	1,310	949	747	624	827	678	668	949	919	983	905	896	10,655
Pneumonia	46	24	20	36	31	37	38	38	44	31	18	47	410
Diseases of the teeth	1,180	930	926	1,038	1,227	846	1,108	1,110	1,169	1,280	1,043	1,064	12,921
Ophthalmia	1,187	912	1,007	1,098	1,341	991	1,232	1,206	1,117	1,238	1,014	1,088	13,431
Corneal Ulcer	3	5	4	2	4	...	3	...	2	4	11	2	41
Ringworm	677	571	530	713	753	566	777	929	914	922	736	884	8,872
Scabies	1,566	1,203	1,408	1,450	1,614	1,144	1,558	1,715	1,687	1,777	1,332	1,471	17,925
Round Worms	909	779	817	923	1,074	819	1,050	1,047	961	1,039	773	883	11,074
All other diseases and injuries	19,844	16,446	19,147	19,791	22,407	16,413	22,942	21,556	22,632	22,069	18,406	20,232	241,885
Total new cases	37,541	30,592	33,294	35,244	40,815	30,300	41,626	41,127	42,493	41,613	33,893	36,557	445,095
Total Attendance	1,90,436	1,63,589	1,56,545	1,63,843	1,93,661	1,41,767	1,86,643	20,0154	2,09,381	2,06,105	1,71,789	1,82,902	21,66,815

56
56c
56c

TABLE 60

ATTENDANCE AT THE MUNICIPAL EYE DISPENSARY AND HOSPITAL.

Year.	New patients.	Old patients.	Total.
1948	9,929	62,402	72,331
1949	10,266	63,194	73,460
1950	9,760	63,456	73,216
1951	10,916	72,434	83,350
1952	11,704	72,726	84,430
1953	12,128	75,205	87,333
1954	11,583	71,530	83,113
1955	12,542	75,334	87,876
1956	11,675	75,281	86,956
1957	11,921	71,512	83,433
1958	12,608	70,305	82,908

TABLE 61

POOR BOX CHARITY FUND.

STATEMENT OF ACCOUNT FOR THE YEAR 1958-59.

Receipts.	Amount.	Disbursements.	Amount.
	Rs. nP.		Rs. nP.
To Balance in hand on 31-3-1958—	...	By Supply of spectacles to patients	... 135.45
To Balance with the Central Bank of India, Ltd., as on 31st March 1958.	30,431.12	By Blood Transfusion charges	... 7,620.00
To Collection from outdoor and Ward Box	... 20,609.78	By Establishment charges	... 536.00
To Donations	... 5,869.00	By Miscellaneous expenses	... 1,618.05
To Interest allowed by the Bank on current account	76.33	By Return of balance to the credit of Medical Supdt., Group of T. B. Hospital	... 11,497.58
To Collection on account of medical certificates...	1,784.00	By Cash in Central Bank of India, Ltd., on 31-3-1959.	41,142.64
To Contribution towards blood transfusion	... 70.00		
To Miscellaneous receipts	... 347.21		
To Amount accrued on securities by way of interest from time to time.	3,362.28		
Total	... 62,549.72	Total	... 62,549.72

BALANCE SHEET AS ON 31ST MARCH 1959.

Liabilities	Rs. nP.	Assets.	Rs. nP.
Fund Account Balance as on 31-3-1958	... 29,947.93	Cash on hand as on 31st March 1959	... Nil.
Fund Account Balance with the Arthur Road Hospital	150.00	Balance with the Central Bank of India, Ltd.	41,142.64
Fund Account Balance with the Haffkine Institute	10.00	Balance Account with—	
<i>Deposit Account—</i>		(1) Medical Superintendent, City Fever Hospital, Arthur Road	150
Nurses Welfare Fund, Arthur Road Hospital	... 377.00	(2) Director, Haffkine Institute	10
Servants' Welfare Fund	... 106.19		160.00
Government Securities (of the face value of Rs. 1,02,800)	1,02,327.65	Investment (At cost)—	
<i>Add:—</i>		(1) Government Securities at cost (of the face value of Rs. 67,300).	67,476.40
Excess over expenditure during 1958-59	... 10,711.52	(2) 4 per cent. Bombay Municipal Debentures of 1952-64 (of the face value of Rs. 25,500).	24,926.25
		(3) 4 per cent. Bombay Municipal Debentures of 1963 (of the face value of Rs. 11,000).	9,925.00
Total	1,43,630.29	Total	1,43,630.29

TABLE 62

Admission, deaths and average number of patients during the year 1958, at the City Fever Hospital, Arthur Road.

Months.	Small-pox.	Chicken-pox.	Measles.	Mumps.	Diphtheria.	C. S. Fever.	Influenza.	Whooping Cough.	Enteric Fever.	B.—Dy-sentery.	A.—Dy-sentery.	Cholera.	Plague.	Erysipelas.	Anterior Polio-myelitis.	Typhus Fever.	Infectiv Hepatitis.	Other Diseases.	Total.	Dis-charged.	Deaths.	Daily Average No. of Patients.
January	385	73	81	30	546	...	62	5	270	1	...	16	962	2,431	2,304	122	798
February	653	186	70	20	498	4	35	9	149	3	...	11	803	2,441	2,291	150	855
March	945	411	97	19	439	4	37	6	85	4	1	28	765	2,841	2,599	242	934
April	533	223	68	23	322	5	30	25	189	3	...	54	642	2,117	1,912	205	737
May	230	61	82	23	217	...	1	22	252	2	...	43	874	1,812	1,686	126	550
June	129	16	36	15	217	1	17	7	250	3	...	29	632	1,352	1,262	90	381
July	90	16	15	22	343	...	19	6	387	2	12	...	127	779	1,818	1,733	85	533
August	19	14	11	14	270	...	38	6	377	1	10	...	81	943	1,784	1,743	41	597
September	5	13	8	27	308	...	15	10	390	1	8	...	83	1,024	1,892	1,827	65	604
October	9	16	7	46	428	...	34	17	300	8	...	53	861	1,779	1,734	45	562
November	12	33	11	47	431	1	13	4	276	5	...	28	809	1,670	1,630	40	521
December	10	50	11	58	596	...	19	3	375	8	...	41	763	1,934	1,892	42	616
Total	3,020	1,112	497	544	4,615	15	320	120	3,305	3	...	1	67	1	594	9,857	23,871	22,613	1,258	657

TABLE 63

Admissions from 1955 to 1958 at the City Fever Hospital.

Year.	Small-pox.	Chicken-pox.	Measles.	Mumps.	Diphtheria.	C.S. Fever.	Influenza.	Whooping Cough.	Erysipelas.	Enteric Fever.	B. Dysentery.	A. Dysentery.	Cholera.	Plague.	Typhus Fever.	Anterior Polio-myelitis.	Infective Hepatitis.	Other diseases.	Total.	Deaths.	Discharged.	Daily Average No. of patients.
1955	169	711	396	392	3,565	...	49	111	1	2,191	78	3	23	23	...	4,604	12,316	482	11,834	428
1956	227	1,047	369	345	3,418	...	28	87	1	2,492	25	2	9	64	258	6,059	14,431	529	13,902	462
1957	2,133	739	466	104	3,744	2	5,939	52	...	3,048	46	1	6	...	5	68	226	6,950	23,529	1,112	22,417	572
1958	3,020	1,112	497	344	4,615	15	320	120	...	3,305	3	...	1	...	1	67	594	9,857	23,871	1,258	22,613	657

TABLE 64

Particulars regarding the patients treated at the City Fever Hospital.

Particulars.	Small-pox.	Chicken-pox.	Measles.	Mumps.	Diphtheria.	C.S. Fever.	Influenza.	Whooping Cough.	Enteric Fever.	B. Dysentery.	A. Dysentery.	Cholera.	Plague.	Erysipelas.	Anterior Polio-myelitis.	Typhus fever.	Infective Hepatitis.	Other diseases.	Total.
Patients remaining on 31st December 1957	75	19	15	3	131	4	270	3	...	9	283	812
Patients admitted from 1st January 1958 to 31st December 1958	3,020	1,112	497	344	4,615	15	320	120	3,305	3	...	1	67	1	594	9,857	23,871
Total treated	3,095	1,131	512	347	4,746	15	320	124	3,575	3	...	1	70	1	603	10,140	24,683
Discharged	2,429	1,108	486	341	4,411	12	320	115	3,178	2	...	1	61	1	569	9,698	22,732
Died	658	4	23	...	144	3	...	8	172	1	8	...	25	212	1,258
Case Mortality rate	21.8%	6.26%	3.6%	...	3.1%	20%	...	6.6%	5.2%	33.3%	11.9%	...	4.2%	2.2%	5.3%
Patients remaining on 31st December 1958	8	19	3	6	191	1	225	1	...	9	230	693
Maximum No. of patients treated on one day.							984	on 22nd	March 1958.										

TABLE 65

BED ACCOMMODATION AT THE ARTHUR ROAD HOSPITAL.

Wards.	No. of beds.	REMARKS.
<i>Small-pox Unit (for treatment of Small-pox and chicken-pox cases.)</i>		
Ward Nos. 1, 2 and 3 with 19 beds each	57	These wards are in a dilapidated condition and can be used temporarily during Epidemics only.
Ward Nos. 4, 5 and 6 with 25 beds each	...	Have been improvised and given in charge of the Dean, T.N.M. College to accommodate the Physiology and Anatomy Deptt. of that College and for use as Lecture Hall temporarily.
Ward No. 17 and 18 (50 beds each) (Semi-permanent ward constructed during the Small-pox epidemic in 1944)	100	
Ward No. 7 (14 beds)	14	
Ward No. 8 (14 beds)	14	
Ward Nos. 14 and 16 (36 beds each)...	72	
	257	
<i>The General Unit (for treatment of other than small-pox and chicken-pox cases)</i>		
Ward Nos. 9, 11 and 12 (14 beds each.)	42	
Ward Nos. 13 and 15 (36 beds each.)	72	
Ward No. 10 (14 beds.)	...	Is used for the X-Ray Machine and Electric Sterilizer.
	114	
Grand Total (Small-pox & General Unit).	371	

TABLE 66

DETAILS OF SMALL-POX CASES AND DEATHS DURING THE YEAR 1958.

Classification	Admissions	Deaths	Recovered	Case Mortality rate
(1) Haemorrhage	179	179	—	100%
(2) Confluent	399	204	195	51.1%
(3) Semi-confluent	537	137	400	25.5%
(4) Discrete	1905	138	1767	7.2%
Total	3020	658	2362	21.8%

TABLE 67

SMALL-POX CASES TREATED IN THE CITY FEVER HOSPITAL, ARTHUR ROAD DURING THE YEAR 1958.
(AGE GROUPS)

Ages.	Vaccinated admissions.				Unvaccinated admissions.			
	Total.	Cured.	Deaths.	Mortality rate	Total.	Cured.	Deaths.	Mortality rate
0-6 months ...	16	9	7	43.8%	76	33	43	56.6%
7 months-1 year ...	11	6	5	45.4%	68	34	34	50.0%
2 years ...	21	13	8	38.0%	87	56	31	35.6%
3 years ...	21	14	7	33.3%	70	42	28	40.0%
4 years ...	21	14	6	33.3%	49	28	21	42.3%
5 years ...	20	12	8	40.0%	43	27	16	37.2%
6-10 years ...	52	42	10	19.2%	129	90	39	30.2%
11-15 years ...	73	64	9	12.3%	94	81	13	13.8%
16-20 years ...	386	365	21	5.4%	334	253	81	24.1%
21-25 years ...	453	399	54	11.9%	411	317	94	22.8%
26-30 years ...	224	200	24	10.7%	172	118	54	31.39%
31-35 years ...	51	45	6	11.8%	40	30	10	25.0%
36-40 years ...	20	15	5	25.0%	25	15	10	40.0%
41-50 years ...	25	22	3	12.0%	17	10	7	41.1%
51-60 years ...	6	5	1	16.7%	4	3	1	25.0%
61 & above ...	1	...	1	100%
Grand Total ...	1401	1225	176	12.56%	1619	1,137	482	29.7%

TABLE 68

CASES OF SMALL-POX ADMITTED IN THE CITY FEVER HOSPITAL, ARTHUR ROAD,
AND CASE FATALITY RATE FROM 1949 TO 1958.

Year	Admissions	Deaths	Recovered	Case fatality rate	Case fatality rate excluding moribund cases which died in 48 hours.
1949 ...	1,695	446	1,249	26.3%	19.5%
1950 ...	815	203	612	24.9%	17.3%
1951 ...	1,276	282	994	22.1%	14.8%
1952 ...	394	97	297	24.6%	8.1%
1953 ...	730	152	578	20.8%	13.1%
1954 ...	1,444	236	1,208	16.3%	10.6%
1955 ...	169	37	132	22.5%	13.6%
1956 ...	227	52	175	22.9%	16.7%
1957 ...	2,133	399	1,734	18.7%	12.1%
1958 ...	3,020	658	2,362	21.8%	14.5%

TABLE 71

INCIDENCE BY AGE OF DIPHTHERIA CASES ADMITTED IN THE CITY FEVER HOSPITAL,
DURING THE YEAR 1958.

Age in Year	0—1		2—5		6—10		11— & onwards.		Total.	
	Cured	Died	C.	D.	C.	D.	C.	D.	C.	D.
Male	130	18	762	48	600	6	828	3	2320	75
Female	81	14	563	45	593	7	914	3	2151	69
Total	211	32	1325	93	1193	13	1742	6	4471	144

TABLE 72.

SUMMARY OF DIPHTHERIA CASES ADMITTED AND TREATED DURING THE YEAR 1958.

Variety.	Admissions.	Deaths.	Case fatality rate.	Case fatality rate excluding moribund cases.
(1) Tonsillar	3,844	31	0.8%	0.4%
(2) Nasal	296
(3) Laryngeal	106	37	34.9%	9.4%
(4) Pharynx	33	13	39.3%	6.0%
(5) Tongue	10
(6) Lips	8
(7) Palate	14
(8) Tonsillar, Laryngeal	129	13	10.0%	8.5%
(9) Laryngeal, Pharyngeal	22	16	72.7%	4.5%
(10) Tonsillar-pharyngeal-nasal	36	22	61.0%	2.8%
(11) Tonsillar, Vulval	2
(12) Tonsillar, Pharyngeal	18	5	27.7%	...
(13) Tonsillar, Pharyngeal, laryngeal	12	4	33.3%	...
(14) Lips, Cheeks, Tonsillar	5	2	40.0%	...
(15) Tonsillar, Tongue	5	1	20.0%	...
(16) No Patch	75

TABLE 73

SYMPTOMS AND COMPLICATIONS IN THE CASES OF ENTERIC FEVER, ADMITTED IN THE
CITY FEVER HOSPITAL, ARTHUR ROAD, DURING THE YEAR 1958.

Symptoms and complications	Percentage		No. of cases recovered.	No. of cases died.	Fatality rate.
	No. of cases of Enteric Fever.	of the total number of Enteric Fever cases admitted.			
Toxaemia	478	14.4%	425	53	11.0%
Broncho-Pneumonia	83	2.6%	72	11	13.2%
Meningismus	119	3.6%	102	17	14.2%
Perforation*	7	0.2%
Parotitis	8	0.2%
Relapse	72	2.2%	70	2	2.7%
Dehydration	377	11.4%	355	22	5.8%
Haemorrhage	51	1.5%	38	13	25.4%
Failure of peripheral circulation	128	3.8%	45	83	64.8%

* These cases were transferred to the General Hospitals (viz. K. E. M. Hospital or B. Y. L. Nair Ch. Hospital for surgical treatment and hence the number of cases recovered or died cannot be stated.

TABLE 74

ENTERIC FEVER : CASES AND FATALITY RATE, 1949 TO 1958.

Year.	Admissions.	Deaths.	Recovered.	Case fatality rate.	Case fatality rate excluding moribund cases.
1949 ..	3,065	455	2,610	14.8%	11.2%
1950 ..	1,208	197	1,011	16.3%	12.2%
1951 ..	1,153	128	1,025	11.1%	8.0%
1952 ..	1,554	250	1,304	16.0%	12.2%
1953 ..	2,056	205	1,851	10.0%	7.2%
1954 ...	2,387	143	2,244	5.9%	3.3%
1955 ..	2,191	122	2,069	5.6%	3.4%
1956 ..	2,492	158	2,334	6.3%	3.9%
1957 ..	3,048	185	2,863	6.0%	3.9%
1958 ..	3,305	172	3,133	5.2%	3.05%

TABLE 75

INCIDENCE BY AGE OF ENTERIC FEVER CASES ADMITTED IN THE CITY FEVER HOSPITAL, ARTHUR ROAD, DURING THE YEAR 1958.

Age in year.	0 — 10		11 — 20		21 — 30		31 — 40		41 — 50		51 & above		Total.	
	Cured	Died	C.	D.	C.	D.	C.	D.	C.	D.	C.	D.	C.	D.
Male ...	223	9	793	25	1,142	58	259	17	67	10	21	5	2,505	124
Female ...	161	13	254	13	160	14	35	4	15	3	3	1	628	48
Total ...	384	22	1,047	38	1,302	72	294	21	82	13	24	6	3,133	172

TABLE 76

INCIDENCE BY AGE OF CEREBROSPINAL FEVER CASES ADMITTED IN THE CITY FEVER HOSPITAL, ARTHUR ROAD DURING THE YEAR 1958.

Age in year.	0 — 10		11 — 20		21 — 30		31 — 40		41 & above		Total.	
	Cured	Died	C.	D.	C.	D.	C.	D.	C.	D.	C.	D.
Male ...	1	...	2	...	2	1	...	1	5	2
Female ...	5	1	1	...	1	7	1
Total ...	6	1	3	...	3	1	...	1	12	3

65
TABLE 77.

MATERIALS EXAMINED AT THE CLINICAL LABORATORY AT THE ARTHUR ROAD HOSPITAL DURING THE YEAR 1958.

(A) Investigations—					
(1) Pathological—					
(i) Routine examination of urine	70
(ii) Examination of Blood—					
(1) Cytological examination	1,624
(2) Grouping and matching of blood for transfusion	725
(iii) Examination of Faeces	76
(iv) Examination of sputa	60
(v) Examination of puncture fluid:—					
(1) Cerebro-Spinal-Fluid	964
(2) Pleural fluid	1
(2) Bacteriological—					
(i) Blood—					
(a) Whole blood culture	4
(b) Clot culture	2,221
(c) Serological examination:—					
(1) Widal Reaction	13,822
(2) Kahn Test	150
(3) Weil Felix	38
(4) Sedimentation rate	7
(ii) Cultural examination of:—					
(1) Throat swab	5,880
(2) Nasal swab	45
(3) Tongue swab	11
(4) Vulval swab	1
(5) Lip swab	2
(6) Ear swab	5
(7) Palate swab	1
(8) Rectal swab	651
(iii) Examination for the presence of Micro-organisms (C. Diphtheria):—					
(1) Throat swab	23,316
(2) Nasal swab	1,500
(3) Tongue swab	37
(4) Vulval swab	6
(5) Vaginal swab	8
(6) Lip swab	11
(7) Ear swab	27
(8) Eye swab	2
(9) Palate swab	1
(10) Check swab	1
(11) Wound swab	1
(12) Teeth swab	1
(iv) Examination for the presence of Micro-organisms (V. Cholera):—					
(1) Rectal swab	1,140
(3) Bio-chemical—					
(1) Cerebro-Spinal-Fluid:—					
(a) Chlorides	964
(2) Blood—					
(a) Van Den Bergh's Test	1,740
(b) Icterus Index	1,740
Total					57,253
(B)—Injectable materials prepared—					
Normal saline	13,730 bottles (1×500 c.c.)
Hypertonic saline	2,064 bottles (1×900 c.c.)
Sterile distilled water for dissolving Penicillin Glucose etc.	1,280 bottles (1×500 c.c.)
Blood transfusion	560

TABLE 78
AVERAGE WEEKLY COST PER PATIENT ADMITTED AT THE CITY FEVER HOSPITAL, ARTHUR ROAD.
 (Excluding establishment charges).

Particulars.	1955.	1956.	1957.	1958.
	Rs. a. p.	Rs. a. p.	Rs.	Rs.
Drugs, dressings, & Disinfectants	11 3 1	12 3 5	14.91	14.00
Diet	10 15 7	11 3 1	10.71	10.85
Clothing	1 2 9	1 3 0	1.10	1.17
Stores	0 15 9	1 0 0	1.00	0.79
Total per patient per week	24 5 2	25 9 6	27.72	26.81
Total no. of patients treated.	12,316	14,431	23,529	23,871

TABLE 79
TOTAL COST PER PATIENT PER DAY AT THE CITY FEVER HOSPITAL, ARTHUR ROAD,
 (INCLUDING ESTABLISHMENT CHARGES).

Particulars.	Amount.
	Rs.
Diet	1.55
Stores and linen	0.28
Drugs, dressings, disinfectants, etc.	2.00
Lighting, } Miscellaneous etc. }	0.31
Repairs	0.18
Establishment	3.70
Total	8.02

TABLE 80
Chemical analysis of Bombay waters samples
(1958)
Parts per 100,000

Sources.	January.		February.		March.		April.		May.		June.		July.		August.		September.		October.		November.		December		
	I	II	I	II	I	II	I	II	I	II	I	II	I	II	I	II	I	II	I	II	I	II	I	II	
	1. Water from the Tansa Lake:—																								
Total Solids	9.9	8.4	7.8	8.4	8.6	8.5	9.0	9.1	9.6	8.9	8.6	8.4	11.0	8.1	7.4	7.2	8.0	7.2	6.2	11.8	6.7	7.9	6.6	7.4	
Chlorides (Cl)	0.7	0.6	0.7	0.6	0.7	0.6	0.6	0.6	0.7	0.8	0.7	0.6	0.6	0.6	0.7	0.7	0.6	0.6	0.7	0.6	0.6	0.7	0.6	0.6	
Free Ammonia	0.003	0.012	Nil	0.008	0.016	0.007	Nil	0.004	0.008	0.004	0.001	0.001	Nil	0.004	0.004	0.007	Nil	0.001	0.001	0.003	0.005	0.002	0.004	0.002	
Albuminoid Ammonia	0.018	0.018	0.019	0.015	0.018	0.016	0.011	0.008	0.018	0.020	0.020	0.018	0.014	0.018	0.020	0.014	0.020	0.018	0.014	0.017	0.014	0.014	0.012	0.018	
Oxygen Absorbed at 80°F. (Tidy's Process)...	0.045	0.048	0.063	0.088	0.165	0.080	0.097	0.107	0.110	0.108	0.076	0.069	0.073	0.066	0.117	0.053	0.087	0.042	0.055	0.086	0.032	0.055	0.042	0.095	
2. Water from the Vihar Lake:—																									
Total Solids	8.6	8.5	8.2	7.7	8.1	7.9	8.0	8.8	10.9	9.8	9.2	9.8	8.9	8.4	7.9	6.8	6.2	6.0	6.0	6.4	7.0	7.3	7.7	7.1	
Chlorides (Cl)	1.0	1.0	1.1	1.0	1.0	1.0	1.0	1.0	1.0	1.2	1.2	1.0	1.0	1.0	1.0	0.9	0.8	0.9	0.9	0.9	0.9	0.9	1.0	0.9	
Free Ammonia	Nil	0.001	Nil	0.004	Nil	0.002	Nil	0.001	Nil	Nil	0.002	Nil	Nil	Nil	Nil	0.001	0.001	0.004	Nil	0.001	Nil	0.001	0.002	Nil	
Albuminoid Ammonia	0.010	0.011	0.018	0.010	0.011	0.015	0.011	0.009	0.014	0.018	0.019	0.014	0.010	0.016	0.018	0.019	0.020	0.020	0.012	0.014	0.010	0.014	0.009	0.015	
Oxygen Absorbed at 80°F. (Tidy's Process)...	0.088	0.054	0.068	0.078	0.066	0.047	0.069	0.058	0.072	0.092	0.126	0.080	0.093	0.076	0.090	0.088	0.072	0.068	0.066	0.065	0.042	0.045	0.047	0.052	
3. Water from the Tulsi Lake:—																									
Total Solids	7.2	7.2	5.6	6.0	6.3	6.4	6.8	7.5	10.2	7.4	7.4	9.3	11.2	8.2	6.4	7.2	5.9	5.3	6.1	6.9	6.6	6.8	6.1	6.5	
Chlorides (Cl)	1.0	1.0	1.1	1.0	1.0	1.0	1.1	1.0	1.1	1.2	1.1	0.9	1.0	1.0	1.0	0.9	0.8	0.9	0.9	0.9	0.9	0.9	0.9	0.9	
Free Ammonia	0.001	Nil	Nil	0.006	0.007	Nil	0.001	0.004	Nil	0.007	0.005	Nil	Nil	0.001	0.004	0.004	0.001	0.004	0.004	0.001	0.001	0.002	Nil	0.005	
Albuminoid Ammonia	0.012	0.016	0.020	0.016	0.016	0.014	0.012	0.014	0.020	0.018	0.019	0.014	0.010	0.008	0.016	0.014	0.030	0.017	0.024	0.014	0.010	0.014	0.008	0.010	
Oxygen Absorbed at 80°F. (Tidy's Process)...	0.073	0.087	0.026	0.073	0.077	0.066	0.074	0.089	0.093	0.097	0.096	0.096	0.073	0.081	0.074	0.053	0.056	0.068	0.110	0.108	0.032	0.201	0.105	0.052	
4. Water from the Supply made to 'A' Ward Area:—																									
Total Solids	9.5	8.5	7.8	8.4	8.5	8.2	9.0	8.5	9.5	9.2	8.5	8.5	9.5	8.2	7.4	7.2	7.8	7.0	6.5	7.5	6.5	7.0	6.5	7.2	
Chlorides (Cl)	0.8	0.8	0.8	0.8	0.9	0.8	0.8	0.7	0.8	0.8	0.8	0.8	0.8	0.9	0.8	0.8	0.7	0.7	0.7	0.7	0.7	0.7	0.7	0.7	
Free Ammonia	Nil	Nil	Nil	Nil	Nil	0.001	Nil	Nil	Nil	Nil	0.001	Nil	Nil	Nil	Nil	Nil	0.001	Nil	Nil	Nil	Nil	Nil	Nil	Nil	
Albuminoid Ammonia	0.013	0.013	0.017	0.012	0.010	0.008	0.007	0.013	0.012	0.016	0.013	0.007	0.011	0.014	0.018	0.014	0.009	0.006	0.012	0.006	0.009	0.013	0.010	0.010	
Oxygen Absorbed at 80°F. (Tidy's Process)...	0.028	0.005	0.036	0.049	0.029	0.032	0.049	0.045	0.055	0.065	0.050	0.048	0.051	0.036	0.032	0.018	0.022	0.025	0.022	0.032	0.084	0.035	0.042	0.011	
5. Water from the Supply made to 'B' Ward Area:—																									
Total Solids	9.5	8.5	7.8	8.4	8.5	8.2	8.8	8.5	9.5	9.3	8.5	8.5	9.5	8.2	7.4	7.2	7.8	7.0	6.5	7.5	6.6	7.2	6.5	7.2	
Chlorides (Cl)	0.7	0.8	0.8	0.6	0.8	0.8	0.7	0.7	0.9	0.8	0.8	0.8	0.8	0.9	0.8	0.9	0.7	0.7	0.8	0.8	0.8	0.7	0.7	0.8	
Free Ammonia	Nil	Nil	Nil	Nil	Nil	0.001	Nil	Nil	Nil	Nil	0.001	Nil	Nil	Nil	Nil	Nil	Nil	Nil	Nil	Nil	0.001	0.001	0.001	Nil	
Albuminoid Ammonia	0.008	0.011	0.018	0.022	0.012	0.009	0.012	0.014	0.011	0.014	0.012	0.012	0.010	0.012	0.014	0.017	0.010	0.008	0.013	0.010	0.013	0.012	0.010	0.008	
Oxygen absorbed at 80°F. (Tidy's Process)...	0.044	0.032	0.031	0.044	0.034	0.047	0.040	0.040	0.050	0.065	0.016	0.027	0.062	0.020	0.021	0.010	0.013	0.009	0.022	0.011	0.011	0.025	0.021	0.016	

TABLE 20—(Contd.)

SOURCES:	January.		February.		March.		April.		May.		June.		July.		August.		September.		October.		November.		December.	
	I	II	I	II	I	II	I	II	I	II	I	II	I	II	I	II	I	II	I	II	I	II	I	II
6. Water from the supply made to 'C' ward Area:																								
Total Solids ...	9.5	8.5	7.8	8.4	8.5	8.0	9.0	8.8	9.5	9.2	8.5	8.5	9.5	8.3	7.5	7.2	7.8	7.0	6.6	7.5	7.0	7.2	6.5	7.2
Chlorides (Cl) ...	0.8	0.8	0.9	0.7	0.8	0.7	0.8	0.8	0.8	0.8	0.7	0.8	0.7	0.9	0.8	0.9	0.7	0.7	0.7	0.7	0.8	0.7	0.7	0.6
Free Ammonia ...	Nil.	Nil.	Nil.	Nil.	Nil.	Nil.	0.001	Nil.	Nil.	0.004	0.001	Nil.	Nil.	Nil.	Nil.	Nil.	Nil.	Nil.	Nil.	Nil.	0.001	Nil.	0.001	Nil.
Albuminoid Ammonia ...	0.009	0.010	0.014	0.020	0.014	0.011	0.011	0.012	0.012	0.010	0.011	0.012	0.012	0.012	0.015	0.010	0.009	0.006	0.013	0.008	0.014	0.009	0.010	0.009
Oxygen Absorbed at 80°F. (Tidy's Process)...	0.034	0.032	0.031	0.054	0.034	0.043	0.049	0.045	0.045	0.054	0.055	0.037	0.062	0.025	0.021	0.010	0.013	0.009	0.022	0.043	0.021	0.035	0.032	0.042
7. Water from the supply made to 'D' ward Area:																								
Total Solids ...	9.5	8.5	7.8	8.2	8.0	8.2	8.8	8.5	9.5	9.2	8.5	8.5	9.6	8.1	7.5	7.2	7.8	7.0	6.5	7.5	6.5	7.0	6.5	7.2
Chlorides (Cl) ...	0.7	0.8	0.8	0.8	0.7	0.8	0.7	0.7	0.8	0.8	0.8	0.8	0.9	0.8	0.9	0.9	0.7	0.7	0.8	0.8	0.8	0.7	0.7	0.8
Free Ammonia ...	Nil.	Nil.	Nil.	Nil.	Nil.	Nil.	Nil.	Nil.	Nil.	0.001	0.001	Nil.	Nil.	0.001	0.001	Nil.	Nil.	Nil.	Nil.	Nil.	Nil.	Nil.	Nil.	Nil.
Albuminoid Ammonia ...	0.008	0.009	0.013	0.014	0.009	0.013	0.007	0.012	0.014	0.012	0.013	0.013	0.014	0.010	0.015	0.016	0.010	0.009	0.013	0.010	0.014	0.010	0.009	0.010
Oxygen Absorbed at 80°F. (Tidy's Process)...	0.039	0.010	0.026	0.049	0.048	0.042	0.069	0.049	0.055	0.054	0.060	0.037	0.057	0.040	0.032	0.010	0.013	0.009	0.055	0.021	0.021	0.025	0.032	0.011
8. Water from the supply made to 'E' ward Area:																								
Total Solids ...	9.5	8.5	7.8	8.2	8.5	8.3	8.8	8.5	9.5	9.2	8.5	8.5	9.5	8.3	7.4	7.2	8.0	7.0	6.4	7.5	6.5	7.0	6.5	7.2
Chlorides (Cl) ...	0.8	0.8	0.8	0.6	0.7	0.8	0.8	0.7	0.8	0.9	0.8	0.7	0.8	0.9	0.8	0.9	0.8	0.7	0.9	0.7	0.9	0.7	0.7	0.7
Free Ammonia ...	Nil.	Nil.	0.003	0.001	Nil.	0.001	Nil.	Nil.	0.001	Nil.	0.005	Nil.	0.001	Nil.	Nil.	0.001	Nil.	Nil.	Nil.	Nil.	Nil.	0.001	0.001	0.001
Albuminoid Ammonia ...	0.008	0.015	0.020	0.016	0.010	0.007	0.006	0.013	0.012	0.011	0.019	0.014	0.012	0.011	0.014	0.009	0.008	0.006	0.013	0.011	0.012	0.011	0.011	0.009
Oxygen Absorbed at 80°F. (Tidy's Process)...	0.017	0.043	0.042	0.034	0.044	0.052	0.049	0.049	0.055	0.054	0.050	0.048	0.062	0.030	0.026	0.010	0.017	0.018	0.022	0.043	0.021	0.030	0.042	0.021
9. Water from the supply made to 'F' ward Area:																								
Total Solids ...	9.5	8.5	7.8	8.0	8.5	7.9	8.8	8.8	10.8	9.8	9.2	8.5	9.5	8.2	7.8	7.0	8.0	7.0	6.5	7.5	7.0	7.0	7.0	7.0
Chlorides (Cl) ...	0.7	0.8	0.7	0.6	1.2	1.1	0.8	0.8	1.1	1.2	1.0	0.9	0.8	0.9	1.0	0.8	0.8	0.7	0.9	1.1	1.1	0.8	1.0	1.0
Free Ammonia ...	Nil.	Nil.	Nil.	0.007	0.001	0.001	Nil.	Nil.	Nil.	Nil.	0.002	Nil.	Nil.	Nil.	Nil.	0.001	Nil.	Nil.	Nil.	0.001	0.001	Nil.	0.001	0.001
Albuminoid Ammonia ...	0.010	0.011	0.014	0.014	0.011	0.012	0.009	0.011	0.006	0.012	0.016	0.016	0.012	0.009	0.030	0.009	0.010	0.004	0.007	0.007	0.012	0.013	0.007	0.009
Oxygen Absorbed at 80°F. (Tidy's Process)...	0.044	0.054	0.031	0.034	0.038	0.061	0.040	0.058	0.031	0.071	0.055	0.048	0.051	0.030	0.016	0.027	0.009	0.034	0.011	0.021	0.021	0.035	0.042	0.016
10. Water from the supply made to 'G' ward Area:																								
Total Solids ...	8.7	8.5	7.8	8.0	8.5	8.2	8.7	8.5	9.5	9.2	8.5	8.5	9.5	8.2	7.5	7.2	7.8	7.0	6.8	7.5	6.5	7.1	6.5	7.2
Chlorides (Cl) ...	0.9	0.8	0.7	0.6	0.8	0.8	0.7	0.7	0.6	0.8	0.8	0.8	0.7	0.7	0.9	0.8	0.7	0.7	0.7	0.7	0.8	0.8	0.6	0.7
Free Ammonia ...	0.001	Nil.	Nil.	0.004	Nil.	0.001	0.001	Nil.	Nil.	0.004	0.004	Nil.	Nil.	Nil.	Nil.	Nil.	Nil.	Nil.	Nil.	0.001	0.001	Nil.	Nil.	Nil.
Albuminoid Ammonia ...	0.007	0.011	0.011	0.016	0.010	0.007	0.008	0.013	0.012	0.013	0.018	0.014	0.011	0.012	0.018	0.014	0.010	0.005	0.007	0.008	0.013	0.010	0.010	0.007
Oxygen Absorbed at 80°F. (Tidy's Process)...	0.034	0.032	0.042	0.044	0.034	0.056	0.059	0.049	0.044	0.065	0.065	0.048	0.062	0.051	0.042	0.010	0.026	0.014	0.033	0.032	0.053	0.035	0.021	0.016

TABLE 80—(Contd.)

SOURCES.	January.		February.		March.		April.		May.		June.		July.		August.		September.		October.		November.		December.		
	I	II	I	II	I	II	I	II	I	II	I	II	I	II	I	II	I	II	I	II	I	II	I	II	
11. Water from the Supply made to 'H' Ward Area																									
Total Solids	8.7	8.4	7.8	7.5	8.5	8.2	8.8	8.5	9.5	9.2	8.5	8.5	9.4	8.2	7.4	7.2	7.8	7.0	6.2	7.5	6.5	7.2	6.5	7.2	
Chlorides (Cl)	0.8	0.7	0.8	0.7	0.7	0.6	0.7	0.7	0.8	0.8	0.8	0.8	0.7	0.8	0.7	0.8	0.7	0.7	0.7	0.7	0.7	0.7	0.7	0.7	0.6
Free Ammonia	Nil.	Nil.	Nil.	0.001	Nil.	Nil.	Nil.	Nil.	Nil.	0.002	0.001	Nil.	0.002	Nil.	Nil.	Nil.	Nil.	Nil.	0.001	0.001	Nil.	0.001	0.001	Nil.	
Albuminoid Ammonia	0.010	0.010	0.014	0.009	0.010	0.010	0.009	0.012	0.012	0.012	0.013	0.012	0.010	0.011	0.016	0.013	0.009	0.007	0.012	0.009	0.011	0.010	0.008	0.009	
Oxygen Absorbed at 80°F (Tidy's Process)...	0.044	0.032	0.026	0.039	0.038	0.047	0.049	0.040	0.055	0.069	0.041	0.037	0.062	0.051	0.048	0.027	0.026	0.023	0.043	0.032	0.021	0.050	0.011	0.021	
12. Water from the Supply made to 'K' Ward Area																									
Total Solids	9.5	7.2	8.2	7.7	6.5	8.2	8.8	8.5	10.0	9.0	8.4	8.5	9.4	8.3	7.8	7.2	7.8	7.0	6.3	7.5	6.5	7.0	6.5	7.2	
Chlorides (Cl)	0.8	1.0	1.0	0.8	1.1	0.7	0.7	0.7	1.2	0.7	0.8	0.8	0.7	0.8	0.9	0.8	0.7	0.8	0.7	0.7	0.7	0.7	0.7	0.7	
Free Ammonia	Nil.	Nil.	Nil.	Nil.	Nil.	Nil.	0.001	Nil.	Nil.	Nil.	Nil.	0.001	0.002	Nil.	Nil.	Nil.	0.001	Nil.	0.001	Nil.	0.002	0.001	Nil.	0.001	
Albuminoid Ammonia	0.008	0.011	0.014	0.012	0.006	0.008	0.008	0.010	0.013	0.014	0.018	0.016	0.014	0.011	0.014	0.009	0.012	0.009	0.012	0.012	0.012	0.010	0.011	0.009	
Oxygen absorbed at 80°F (Tidy's Process) ...	0.055	0.027	0.026	0.034	0.019	0.052	0.059	0.045	0.039	0.060	0.051	0.048	0.072	0.051	0.021	0.026	0.044	0.025	0.055	0.032	0.032	0.025	0.011	0.032	
13. Water from the Supply made to 'L' Ward Area																									
Total Solids	7.8	7.2	5.6	7.0	6.5	7.0	7.5	7.8	10.0	7.8	9.0	9.5	10.5	8.3	7.0	6.5	7.5	6.0	6.2	7.0	7.0	6.8	7.0	7.0	
Chlorides (Cl)	1.1	1.0	1.1	1.1	1.2	1.1	1.2	1.2	1.2	1.1	1.2	1.1	1.0	0.8	1.2	1.1	1.0	1.1	1.0	1.0	1.0	1.0	1.0	1.0	
Free Ammonia	Nil.	0.005	Nil.	Nil.	Nil.	Nil.	Nil.	Nil.	Nil.	0.005	0.001	0.008	Nil.	Nil.	Nil.	Nil.	0.001	Nil.	Nil.	Nil.	0.001	Nil.	Nil.	0.001	
Albuminoid Ammonia	0.009	0.012	0.014	0.009	0.010	0.011	0.007	0.009	0.014	0.009	0.014	0.015	0.008	0.010	0.016	0.010	0.0016	0.008	0.009	0.010	0.010	0.009	0.009	0.009	
Oxygen absorbed at 80°F (Tidy's Process) ...	0.055	0.037	0.036	0.049	0.044	0.052	0.049	0.063	0.072	0.069	0.061	0.091	0.072	0.030	0.010	0.044	0.034	0.034	0.043	0.065	0.032	0.035	0.052	0.042	
14. Water from the Supply made to 'M' Ward Area																									
Total Solids	8.5	8.5	7.8	8.2	8.5	8.2	8.8	8.5	9.5	9.0	8.5	8.5	10.2	8.3	7.4	7.0	7.5	6.0	6.5	7.0	7.1	6.9	7.0	7.0	
Chlorides (Cl)	0.7	0.8	0.8	0.7	0.7	0.7	0.7	1.2	0.7	0.8	0.8	0.8	1.0	1.1	1.1	1.2	1.1	1.0	1.0	1.0	1.0	1.0	1.0	1.0	
Free Ammonia	Nil.	Nil.	Nil.	Nil.	Nil.	Nil.	Nil.	Nil.	Nil.	Nil.	Nil.	Nil.	Nil.	Nil.	Nil.	0.001	Nil.	0.001	0.001	Nil.	0.001	0.001	Nil.	Nil.	
Albuminoid Ammonia	0.008	0.012	0.011	0.014	0.010	0.010	0.008	0.010	0.012	0.012	0.013	0.010	0.010	0.011	0.016	0.010	0.016	0.011	0.009	0.009	0.009	0.011	0.008	0.009	
Oxygen absorbed at 80°F (Tidy's Process) ...	0.044	0.022	0.026	0.039	0.029	0.052	0.059	0.054	0.050	0.060	0.036	0.037	0.062	0.051	0.015	0.044	0.039	0.042	0.055	0.032	0.032	0.050	0.042	0.032	
15. Water from the Supply made to 'N' Ward Area																									
Total Solids	8.5	7.7	6.0	7.2	8.5	8.1	7.2	7.8	10.2	9.2	8.8	8.5	8.8	8.3	7.8	7.1	7.8	6.5	6.7	7.5	6.4	6.8	7.0	7.0	
Chlorides (Cl)	1.0	1.0	1.1	1.1	0.7	0.7	1.2	1.2	1.1	1.1	1.2	0.8	1.1	1.2	1.2	1.1	1.1	0.8	1.0	0.7	0.8	0.9	1.0	0.9	
Free Ammonia	Nil.	Nil.	Nil.	Nil.	0.003	0.001	0.001	Nil.	0.001	Nil.	Nil.	Nil.	Nil.	Nil.	Nil.	Nil.	Nil.	0.001	0.001	Nil.	1.001	Nil.	Nil.	Nil.	
Albuminoid Ammonia	0.009	0.011	0.013	0.013	0.010	0.011	0.010	0.009	0.013	0.005	0.009	0.017	0.009	0.007	0.016	0.011	0.015	0.011	0.012	0.010	0.011	0.011	0.007	0.010	
Oxygen absorbed at 80°F (Tidy's Process) ...	0.061	0.043	0.015	0.039	0.048	0.052	0.049	0.049	0.053	0.069	0.056	0.043	0.072	0.040	0.015	0.044	0.013	0.025	0.043	0.032	0.032	0.035	0.042	0.032	

TABLE 81

Bacteriological Analysis of Bombay water samples (corresponding to the points referred to in Table 80 for chemical examination) 1958. Lactose Fermenters

Source.	January.		February.		March.		April.		May.		June.		July.		August.		September.		October.		November.		December.		
	I	II	I	II	I	II	I	II	I	II	I	II	I	II	I	II	I	II	I	II	I	II	I	II	
Water from the supply made to 'A' ward area ...	ml. -in 100	ml. -in 100	ml. -in 100	ml. -in 100	ml. -in 100	ml. -in 100	ml. +in 1.0	ml. -in 100	ml. +in 0.001	ml. -in 100	ml. +in 0.001	ml. -in 100	ml. -in 100	ml. -in 100	ml. -in 100	ml. -in 100	ml. -in 100	ml. -in 100	ml. -in 100	ml. -in 100	ml. -in 100	ml. -in 100	ml. -in 100	ml. -in 100	ml. -in 100
Water from the supply made to 'B' ward area ...	ml. -in 100	ml. -in 100	ml. -in 100	ml. -in 100	ml. -in 100	ml. -in 100	ml. -in 100	ml. -in 100	ml. -in 100	ml. -in 100	ml. -in 100	ml. -in 100	ml. -in 100	ml. -in 100	ml. -in 100	ml. -in 100	ml. -in 100	ml. -in 100	ml. -in 100	ml. -in 100	ml. -in 100	ml. -in 100	ml. -in 100	ml. -in 100	ml. -in 100
Water from the supply made to 'C' ward area ...	ml. -in 100	ml. -in 100	ml. -in 100	ml. -in 100	ml. -in 100	ml. -in 100	ml. +in 0.001	ml. -in 100	ml. +in 0.001	ml. +in 0.001	ml. -in 100	ml. -in 100	ml. -in 100	ml. -in 100	ml. -in 100	ml. -in 100	ml. -in 100	ml. -in 100	ml. -in 100	ml. -in 100	ml. -in 100	ml. -in 100	ml. -in 100	ml. -in 100	ml. -in 100
Water from the supply made to 'D' ward area ...	ml. -in 100	ml. -in 100	ml. -in 100	ml. -in 100	ml. -in 100	ml. -in 100	ml. +in 1.0	ml. -in 100	ml. +in 0.001	ml. -in 100	ml. -in 100	ml. -in 100	ml. -in 100	ml. -in 100	ml. -in 100	ml. -in 100	ml. -in 100	ml. -in 100	ml. -in 100	ml. -in 100	ml. -in 100	ml. -in 100	ml. -in 100	ml. -in 100	ml. -in 100
Water from the supply made to 'E' ward area ...	ml. -in 100	ml. -in 100	ml. -in 100	ml. -in 100	ml. -in 100	ml. -in 100	ml. -in 100	ml. -in 100	ml. +in 0.001	ml. -in 100	ml. -in 100	ml. -in 100	ml. -in 100	ml. -in 100	ml. -in 100	ml. -in 100	ml. -in 100	ml. -in 100	ml. -in 100	ml. -in 100	ml. -in 100	ml. -in 100	ml. -in 100	ml. -in 100	ml. -in 100
Water from the supply made to 'F' ward area ...	ml. -in 100	ml. -in 100	ml. -in 100	ml. -in 100	ml. -in 100	ml. -in 100	ml. -in 100	ml. +in 1.0	ml. +in 0.001	ml. -in 100	ml. -in 100	ml. -in 100	ml. -in 100	ml. -in 100	ml. -in 100	ml. +in 0.1	ml. -in 100	ml. -in 100	ml. -in 100	ml. -in 100	ml. -in 100	ml. -in 100	ml. -in 100	ml. -in 100	ml. -in 100
Water from the supply made to 'G' ward area ...	ml. +in 0.001	ml. -in 100	ml. -in 100	ml. -in 100	ml. -in 100	ml. -in 100	ml. -in 100	ml. -in 100	ml. -in 100	ml. -in 100	ml. -in 100	ml. -in 100	ml. -in 100	ml. -in 100	ml. -in 100	ml. -in 100	ml. -in 100	ml. -in 100	ml. -in 100	ml. -in 100	ml. -in 100	ml. -in 100	ml. -in 100	ml. -in 100	ml. -in 100
Water from the supply made to 'H' Ward area ...	ml. +in 1.0	ml. -in 100	ml. -in 100	ml. -in 100	ml. -in 100	ml. -in 100	ml. -in 100	ml. -in 100	ml. -in 100	ml. -in 100	ml. -in 100	ml. -in 100	ml. -in 100	ml. -in 100	ml. -in 100	ml. -in 100	ml. -in 100	ml. -in 100	ml. -in 100	ml. -in 100	ml. -in 100	ml. -in 100	ml. -in 100	ml. -in 100	ml. -in 100
Water from the supply made to 'K' ward area ...	ml. -in 100	ml. -in 100	ml. -in 100	ml. -in 100	ml. -in 100	ml. -in 100	ml. -in 100	ml. -in 100	ml. -in 100	ml. -in 100	ml. -in 100	ml. -in 100	ml. -in 100	ml. -in 100	ml. -in 100	ml. -in 100	ml. -in 100	ml. -in 100	ml. -in 100	ml. -in 100	ml. -in 100	ml. -in 100	ml. -in 100	ml. -in 100	ml. -in 100
Water from the supply made to 'L' ward area ...	ml. -in 100	ml. -in 100	ml. -in 100	ml. -in 100	ml. -in 100	ml. -in 100	ml. -in 100	ml. -in 100	ml. -in 100	ml. -in 100	ml. -in 100	ml. -in 100	ml. -in 100	ml. -in 100	ml. -in 100	ml. -in 100	ml. -in 100	ml. -in 100	ml. -in 100	ml. -in 100	ml. -in 100	ml. -in 100	ml. -in 100	ml. -in 100	ml. -in 100
Water from the supply made to 'M' ward area ...	ml. +in 1.0	ml. -in 100	ml. -in 100	ml. -in 100	ml. +in 0.001	ml. -in 100	ml. +in 0.001	ml. +in 5.0	ml. +in 0.001	ml. +in 0.001	ml. +in 0.001	ml. -in 100	ml. -in 100	ml. -in 100	ml. -in 100	ml. -in 100	ml. -in 100	ml. -in 100	ml. +in 0.001	ml. -in 100	ml. -in 100	ml. -in 100	ml. -in 100	ml. -in 100	ml. -in 100
Ward from the supply made to 'N' ward area ...	ml. -in 100	ml. -in 100	ml. -in 100	ml. -in 100	ml. +in 1.0	ml. -in 100	ml. -in 100	ml. +in 5.0	ml. -in 100	ml. +in 1.0	ml. -in 100	ml. -in 100	ml. -in 100	ml. -in 100	ml. -in 100	ml. -in 100	ml. -in 100	ml. -in 100	ml. -in 100	ml. -in 100	ml. -in 100	ml. -in 100	ml. -in 100	ml. -in 100	ml. -in 100

TABLE No. 82

Statement of Samples examined chemically during the year ending 31st December 1958

Received from.	Water.			Food-Drugs.																			Miscellaneous.				TOTAL.			
	Bombay.	Well.	Other.	Milk.	Cheese.	Butter.	Tea and Tea Dust.	Coffee.	Turmeric Powder.	Chilli Powder.	Curries.	Prepared Tea.	Oils.	Arrowroot.	Honey.	Khas.	Aerated Water.	Ice Candy.	Ice-Creams.	Asafoetida.	Syrup.	Jaggery.	Chikki.	Fruits.	Miscellaneous Food stuffs	Chemicals.		Perfumes.	Soap.	Others.
The S. I. (Food) Van	1193	28	206	7	9	9	6	6	128	63	10	16	11	7	12	17	7	4	4	14	1757
Food Ins. Dist. 1, 2, 3 4	1351	34	214	19	15	6	88	3	64	116	4	14	4	6	4	21	9	3	3	21	3	1997
Do. 5, 6, 8	1417	31	116	1	11	9	13	...	47	143	9	6	3	3	12	9	4	1	5	3	1	1844
Do. 7, 9, 10	1419	30	107	7	6	24	11	1	92	124	27	9	9	6	15	6	6	8	7	23	2	1939
Food Insp. Suburbs	416	10	18	2	1	4	3	7	11	106	...	2	1	2	3	3	...	30	5	624
The Superintendent of Licenses	478	478
The Superintendent of Garden	5	5	
The Controller of Stores	2	14	21	38	75
The Hydraulic Engineer ...	72	...	21	22	115
The Municipal Hospitals	706	30	183	1	60	29	132	1141	
The Executive Health Officer	...	6	31	4	41
The Asstt. Engineer (c) Vaitarna	18	18
The Asstt. Engineer (Powai)	71	73
M. I. S. fr m City	...	3	66	69
S. I. S. from S burbs	...	26	3	29
M. O. S. from Ext. Suburbs	...	25	2	27
Municipal Analyst	288	288
D. E. H. O.	...	43	7	50
The E. & T. O.	...	7	15	2	1	86
The Other Municipal Authorities	...	30	12	117	80	62	5	4	1	1	13	1	5	235	126	83	32	492	
Private Parties	1	5	385	
TOTAL	360	140	246	6623	248	908	42	42	52	125	17	342	615	52	60	28	19	43	54	31	16	22	238	126	327	478	14	22	243	11533

TABLE 83

Statement of Samples of Food-Stuff examined under the Prevention of Food Adulteration Act 1954 and those found adulterated during the year ending 31st December 1958.

RECEIVED FROM	MILK AND CURDS (2)			GHEE AND BUTTER (3)			TEA AND TEA DUST (4)			COFFEE (5)			TURMERIC POWDER (6)			CHILLY POWDER (7)			PREPARED TEA (8)			OILS (9)		
	Total	Adulterated	Percentage of Adulteration	Total	Adulterated	Percentage of Adulteration	Total	Adulterated	Percentage of Adulteration	Total	Adulterated	Percentage of Adulteration	Total	Adulterated	Percentage of Adulteration	Total	Adulterated	Percentage of Adulteration	Total	Adulterated	Percentage of Adulteration	Total	Adulterated	Percentage of Adulteration
S. I. Food (Van)	1,135	580	51.1	233	142	60.9	7	1	14.2	9	3	33.3	9	1	11.1	6	3	50.0	118	38	32.2	63	23	36.5
Food Insp. Dist. 1, 2, 3, 4	1,125	537	47.7	248	92	37.1	19	12	4	33.3	6	88	43	48.8	64	25	39.1	116	25	21.5
Food Insp. Dist. 5, 6, 8	1,265	622	49.2	146	85	58.2	1*	14	6	42.8	9	1	11.1	13	4	30.7	47	20	42.5	143	50	34.9
Food Insp. Dist. 7, 9, 10	1,227	590	48.1	137	70	51.1	1	6	3	50.0	24	5	20.8	11	2	18.1	92	39	42.3	124	37	29.1
Food Insp. Subs.	389	214	55.0	28	14	50.0	2	1	1	100.0	4	1	25.0	3	2	66.6	11	2	18.1	106	16	15.0
Total	5,141	2,543	49.5	792	403	50.8	30	1	3.3	42	17	40.5	52	8	15.6	121	54	44.6	332	124	37.3	552	151	27.3

TABLE No. 83—(concl)

RECEIVED FROM	HONEY (10)			KHOA (11)			ARROWROOT (12)			AERATED WATER AND SYRUPS (13)			ICE-CANDY AND ICE-CREAMS (14)			JAGGERY (15)			ASAFOTIDA (16)			MISCELLANEOUS (17)		
	Total	Adulterated	Percentage of Adulteration	Total	Adulterated	Percentage of Adulteration	Total	Adulterated	Percentage of Adulteration	Total	Adulterated	Percentage of Adulteration	Total	Adulterated	Percentage of Adulteration	Total	Adulterated	Percentage of Adulteration	Total	Adulterated	Percentage of Adulteration			
S. I. (Food) Van	13	10	76.9	11	11	100.0	10	10	100.0	10	7	70.0	29	20	68.9	4	3	75.6	7	7	100.0	14	3	21.4
Food Insp. Dist. 1, 2, 3, 4. ...	14	8	57.1	4	4	100.0	4	4	100.0	4	2	50.0	23	15	65.2	3	1	33.3	9	8	88.8	20	5	25.0
Food Insp. Dist. 5, 6, 8. ...	6	3	50.0	3	3	100.0	9	9	100.0	4	4	100.0	21	15	71.4	5	2	40.0	4	4	100.0	3	1	33.3
Food Insp. Dist. 7, 9, 10. ...	7	6	85.7	9	9	100.0	27	27	100.0	10	4	40.0	19	14	73.6	5	1	20.0	6	6	100.0	21	7	33.3
Food Insp. Subs.	2	2	100.0	1	1	100.0	2	2	100.0	3	33
Total ...	42	29	69.0	28	28	100.0	50	50	100.0	30	19	63.3	92	64	69.5	20	7	35.0	26	25	96.1	91	16	17.5

TABLE No. 84

Statement of Samples received for Bacteriological and Clinical examination during the year ending 31 December 1958.

RECEIVED FROM.	Water.			Samples for Clinical examination.									Food Stuff					Miscellaneous				Total.		
	Bombay.	Well.	Other.	Sputum for T. B.	Sputum for Other Tests	Throat Swab	Blood for Malaria Parasites.	Blood for Differential Count.	Blood for other Tests.	Smear for Gonococci.	Semen	Stool for General Examination.	Urine	Mutton	Sweets	Aerated water	Fruits	Miscellaneous food-stuffs	Vaccine	Disinfectants	Inj. Cal. Gluconate		Other	
The Medical Insps. from A Ward	114	2	116
" " " B " "	24	24
" " " C " "	69	10	435	517
" " " D " "	163	2	2	...	6	174
" " " E " "	119	72	192
" " " F " "	83	83
" " " G " "	170	170
The Medical Officer H Ward	21	1	22
" " " K " "	12	1	14
" " " L & M Wards	2	2
" " " P & R " "	15	7	8	30
" " " N & T " "	1	37	8	46
The Hydraulic Engineer	4664*	132	4665
The Supdt. of Vaccination.	132
The Mechanical Engineer	14	14
The Executive Health Officer	3	4
The Municipal Analyst	3848**	1	3849
The M.A. (Bombay Port Trust)	435	435
Food Inspectors	20
The Asstt. Engineer (Filtration)	366	366
The Controller of Stores	8
The Asstt. Engineer (Const.) Vaitarna	2	2
The Asstt. Engineer (Drainage and Inlets)	22	22
The Other Municipal Authorities (City)	1	148	45	...	223	139	17	...	52	189	87	54	11	966	
Other Municipal Authorities (Suburbs)	22	2	...	565	195	342	...	82	150	1387
Private Parties	...	8	390	42	4	...	1	...	28	145	53	120	14	9	...	40	859	
Total	10,111	69	427	212	47	523	792	336	360	28	19	136	484	141	6	18	120	23	132	18	65	52	14,119	
* Correction Samples.	No. found unsatisfactory.			No. found Positive.									No. found unsatisfactory.											
** Routine Samples.	815	63	57	27	1	1	14	...	38	2	2	

TABLE 85

VACCINE OPERATIONS WITH RESULTS.

Year.	Total No. of live births registered during the 12 months ending on 30th June	Primary vaccinations No. of children vaccinated during the Calendar year	Number successful.	Percentage of successful vaccinations to the total No. of vaccinations results of which were known.	No. of revaccinations.	Total No. of persons vaccinated including primary vaccinations.
1	2	3	4	5	6	7
1949	57,042	73,520	60,576	99.96	16,27,587	17,01,107
1950	59,419	76,750	66,023	99.96	4,48,355	5,25,105
1951	65,679	74,434	65,552	99.92	6,49,353	7,23,787
1952	64,174	72,871	65,031	99.98	4,25,534	4,98,405
1953	64,955	67,045	60,097	99.99	5,33,291	6,00,336
1954	61,505	72,941	52,358	99.99	16,05,135	16,78,076
1955	73,814	67,861	39,632	91.07	2,87,104	3,54,965
1956	65,899	69,204	23,617	98.97	2,17,968	2,87,172
1957	64,921	73,770	21,525	99.90	14,00,925	14,74,695
1958	62,013	67,926	17,089	99.99	10,75,013	11,42,939

TABLE 86

RESULTS OF PRIMARY VACCINATIONS BY AGES. (Bombay City)

Results.	Under 1 Year.	1 to 6 years.	6 years & above.	Total.	
Successful	...	15,254	1,711	51	17,016
Unsuccessful
Unknown	...	39,868	10,878	164	50,910

TABLE 87

INCOME AND COST

Amount realised by the sale of lymph, etc.	Municipal moiety of the fees realised from private vaccinations	Municipal fees (Moiety only) realised from Medical & Private students for receiving instructions in vaccination	Fees realised from vaccination certificates and other items	Total realised	Cost of each successful operation taking into account all charges in.		Cost of each successful vaccination deducting the total income of the year.		Cost of each vaccination (primary & re-vaccination).	
					1957	1958	1957	1958	1957	1958
1	2	3	4	5	6		7		8	
Rs. nP.	Rs. nP.	Rs. nP.	Rs. nP.	Rs. nP.	Rs. nP.	Rs. nP.	Rs. nP.	Rs. nP.	Rs. nP.	Rs. nP.
12,258 75	3,683 25	4,310 00	544 00	20,823 00	3 80	4 25	3 56	3 94	0 17	0 23

INDEX

	PAGE
Administration and divisions of the city	1
Adulteration of food	1,3
Analyst Municipal, annual report of	12
Area and population	1
Arthur Road Hospital—annual report	10
Basket privies	2
Births and birth-rates	3
Causes of deaths	3
Certificates of the cause of death	3
Cerebro-spinal meningitis	4
Cholera	4
Communicable diseases	4
Deaths and death-rates	3
Deaths by months	3
Deaths by sections	3
Deaths by sex and age	3
Deaths from principal causes	3
Diphtheria	4
Disinfection	6
Dispensaries—Municipal	10
Education	10
Enteric Fever	4
Family planning clinics	7
Food—Seizure of and adulteration	3
Health visitors—Municipal	7
Hospital—Isolation	10
Infant Mortality	3
Infectious Diseases	4
Influenza	1
Insecticidal activities	6
Legal Proceedings	3
Leprosy	5
Malaria, Ague and Remittent Fevers	6
Malaria—Anti-malarial work	6
Maternal mortality	4
Maternity homes	7
Medical relief	10
Meteorology	1
Milk—Adulteration	3
Mobile squad	1
Notices under Municipal Act	3
Notification of infectious diseases	4
Out standing features	1
Plague	4
Population	1
Propaganda	10
Prosecutions	3
Rats—Destruction of	4
Review of the year	1
Sanitary inspection	3
School health nurses	7
School medical inspection	7
Small-pox	4
Still-births	3
Tuberculosis	4
Unwholesome food seizure and destruction of	3
Vaccination	14
Vaccination—Report of the Superintendent	14
Venereal diseases	5
Water supply	2