

**ADMINISTRATION REPORT
OF THE
MUNICIPAL COMMISSIONER
FOR
GREATER BOMBAY
FOR THE YEAR
1956-57**



V2311,61r
D8-
059623

BOMBAY
PRINTED AT THE MUNICIPAL PRINTING PRESS
1957

**ADMINISTRATION REPORT
OF THE
MUNICIPAL COMMISSIONER
FOR
GREATER BOMBAY
FOR THE YEAR
1956-57**

**BOMBAY
MUNICIPAL PRINTING PRESS
1957**

CONTENTS

PART I

	PAGES
STANDING COMMITTEE'S REVIEW OF THE REPORT	i—xxxvi
COMMISSIONER'S REPORT	1—44A
Accompaniments	
1. FINANCIAL :—	
Report of the Chief Accountant, with Appendices	45—191
2. REVENUE :—	
Report of the Assessor and Collector	193—199
3. ELECTIONS :—	
Report of the Election and Town Duty Officer	201—203
4. PUBLIC WORKS :—	
Report of the Special Engineer—Vaitarna-cum-Tansa Scheme	205—208
5. REPORT OF THE CITY ENGINEER :—	209—236
(i) Planning Branch	209—212
(ii) Construction Branch	212—215
(iii) Maintenance of Buildings and Roads	216—221
(iv) Maintenance of drains and Sewers (Drainage Branch)	221—225
(v) Private Building Construction (Building Branch)	225—228
(vi) Mechanical Branch	228—229
(vii) Transport	229—231
(viii) Town Planning Schemes	231—232
(ix) Factory Permits	232
(x) Conservancy	232—236
6. ESTATES AND LAND MANAGEMENT :—	
Report of the Estate Agent and Land Manager	237—253
I Acquisition of Lands	237—240
II Progress of Development Schemes	240—241
III Special Roads Schemes	241
IV Changes in Lay-outs	241
V Review of Ex-Trust and Municipal Estates	241
VI Slum Clearance	241
VII Dis-housing and Re-housing	242
VIII New housing Schemes	242
IX Disposal of Lands	242—243
X Management of Property & Collection of Revenue	243—245
XI Legal and General	245
Statements and Appendices	246—253
7. WATER WORKS :—	
Report of the Hydraulic Engineer	255—270
8. FIRE BRIGADE :—	
Report of the Chief Officer	271—281
9. GARDENS :—	
Report of the Superintendent	283—285
10. VICTORIA AND ALBERT MUSEUMS :—	
Report of the Curator	287—288
11. MUNICIPAL LIBRARIES	289—291
12. CENTRAL STORES :—	
Report of the Controller of Stores	293—296

CONTENTS—(Contd.)

	PAGES
13. LICENCES, SHOPS AND ESTABLISHMENTS :—	
Report of the Superintendent	... 297—300
Report of the Chief Inspector	... 301—303
14. MARKETS AND SLAUGHTER HOUSES :—	
Report of the Superintendent	... 305—311
15. PRINTING PRESS :—	
Report of the Manager	... 313—315
16. K. E. M. HOSPITAL AND SETH G. S. M. COLLEGE :—	
Report of the Dean	... 317—338
17. BAI YAMUNABAI L. NAIR CHARITABLE HOSPITAL AND TOPIWALA NATIONAL MEDICAL COLLEGE	... 339—354
18. NAIR HOSPITAL DENTAL COLLEGE	... 355—357
19. MUNICIPAL GENERAL HOSPITAL, SION, AND ANNAPURNABAI DESHMUKH HOSPITAL FOR WOMEN	... 359—364
20. GROUP OF T. B. HOSPITALS, SEWRI	... 365—369
21. LEGAL DEPARTMENT	... 371—372
22. EDUCATION :—	
Report of the Education Officer	... 373—386
23. LABOUR :—	
Report of the Labour Officer	... 387—390
24. Public Relations Department	... 391
25. Mahatma Gandhi Memorial Olympic Swimming Pool	... 392
26. Research Unit—Report of the Research Officer	... 393
27. INDEX	... 394—398
PART II	
28. PUBLIC HEALTH :—	
Health Officer's Report	... 1—9
Report of the Medical Superintendent, Arthur Road Hospital	... 9—11
Report of the Municipal Analyst	... 11—12
Report of the Superintendent of Vaccination	... 12
Vital Statistics—Tables in Health Officer's Report	... 13—73
Index	... 74

**REVIEW OF THE STANDING COMMITTEE OF THE ADMINISTRATION
REPORT OF THE MUNICIPAL COMMISSIONER FOR GREATER
BOMBAY FOR THE YEAR 1956-57.**

The Administration Report, submitted by the Municipal Commissioner, gives in detail the working of various Municipal Departments for the year 1956-57.

2. Shri Salebhoy Abdul Kader was elected Mayor of Bombay for the year under report, Shri P. G. Kher, B.A., LL.B., was the Chairman of the Standing Corporation Committee, Shri S. M. Thakare was the Chairman of the Improvements Committee and Dr. S. R. Wadia, M.B.B.S., M.F.(H.) (Lond.), was the Chairman of the Education Committee upto the end of March 1957.

3. Shri P.R. Nayak, I.C.S., continued to hold the office of the Municipal Commissioner during the year.

4. The financial transactions have resulted in a surplus of Rs. 56.00 lacs at the end of the year instead of the anticipated deficit of Rs. 47.80 lacs. This was due to the fact that the actual income increased by Rs. 60.65 lacs over the Budget Estimate while the expenditure was reduced by Rs. 43.15 lacs over the budgetted amount. With the increasing needs and growing population, the present financial resources prove quite insufficient in keeping with the prestige of this premier City, which has all along endeavoured to provide every available civic amenity to its citizens. Sincere efforts must be made to augment the Municipal finances as well as to reduce the wasteful expenditure, if any, by proper scrutiny. One such experiment, viz., the study by Messrs. Ibcon, Ltd., of the reorganisation of municipal departments so as to reduce the almost intolerable establishment charges has proved of great help. Similar measures in other fields including personnel management are urgently called for.

5. In preparing the Budget Estimates for the year under report, an Opening Cash Balance of Rs. 1,26.16 lacs was estimated. On the final closing of the accounts for the year under report, the actual Opening Balance for the year under report amounted to Rs. 1,30.31 lacs, as against Rs. 91.90 lacs for the previous year. The total income budgetted for was Rs. 9,87.42 lacs while the actual realisations amounted to Rs. 10,48.07 lacs, showing an increase of Rs. 60.65 lacs over the budgetted amount and also an increase of Rs. 45.78 lacs over the actuals of the previous year, viz., Rs. 10,02.29 lacs. On the Expenditure Side, the amount budgetted for was Rs. 10,35.22 lacs whereas the actuals of expenditure were Rs. 9,92.07 lacs, as against the previous year's actuals of Rs. 9,31.18 lacs. The anticipated deficit of Rs. 47.80 lacs was thus turned into a surplus of Rs. 56.00 lacs as against the surpluses of Rs. 71.11 and Rs. 36.31 lacs in the previous two years. The financial transactions of the year ended with a Closing Balance of Rs. 92.92 lacs.

A detailed study of the Income Side reveals a net increase of Rs. 43.13 lacs with that of previous year's figure, viz., Rs. 9,64.74 lacs (exclusive of Rs. 40.20 lacs transferred from B. E. S. & T. Fund). There were increases almost under every major head, the main increases being under General Tax Rs. 6.13 lacs, Town Duties Rs. 3.24 lacs, Water Works Rs. 15.41 lacs and S. W. Drains Rs. 2.57 lacs.

The main decreases in income are in respect of Public Health Department Rs. 0.32 lac, Medical Relief Rs. 0.66 lac, Market and Slaughter Houses Rs. 0.29 lac and certain other heads Rs. 0.1 lac, the total decreases being Rs. 1.37 lacs.

6. As against the final sanctioned grants (including renewed and additional grants) which aggregated to Rs. 12,83.88 lacs, the actuals amounted to Rs. 9,92.07 lacs leaving an unexpended balance of Rs. 2,91.81 lacs. Against this, an amount of Rs. 1,95.09 lacs was required to be renewed for expenditure during the following year and the balance of Rs. 96.72 lacs was allowed to lapse as savings.

The actual expenditure for the year, viz., Rs. 9,92.07 lacs, compared with that of the previous year, viz., Rs. 9,31.18 lacs showed a net increase of Rs. 60.89 lacs, i.e., gross increase of Rs. 77.03 lacs less decreases of Rs. 16.14 lacs.

The main increases on the Expenditure Side were under Water Works Rs. 32.98 lacs, Contribution to Budget 'B' Rs. 3.86 lacs and that to Budget 'D' Rs. 2.80 lacs and to Budget 'E' Rs. 9.65 lacs, Provident Fund Rs. 4.5 lacs, Dearness Allowance Rs. 0.77 lac, Grant-in-Aid Rs. 4.45 lacs, Medical Relief Rs. 16.03 lacs, Fire Brigade Rs. 0.57 lac, Licensing Rs. 0.16 lac, Gardens Rs. 0.12 lac, Markets Rs. 0.86 lac, and minor increases under certain other heads, Rs. 0.28 lac whereas the main

decreases were under General Supervision Rs. 0.32 lac, Public Health Rs. 5.88 lacs, Street Cleansing Rs. 4.94 lacs, Roads, S. W. Drains Rs. 4.08 lacs, Mechanical Rs. 0.38 lac and Buildings and Lands, Acquisition, etc., Rs. 0.54 lac.

7. The Opening Balance on 1st April 1956 on account of Loan Funds (excluding the Trust Funds) was Rs. 18.36 lacs. Loans aggregating to Rs. 3,54.29 lacs were raised during the year including an amount of Rs. 100 lacs, received from the Government of India for financing the Vaitarna-cum-Tansa Scheme. The Standing Committee would once again like to place on record their sincere thanks to the Central Government for their timely assistance which has no doubt helped the Corporation to put through the Scheme more expeditiously than could have otherwise been possible.

The total Loan Funds available for expenditure during the year were Rs. 372.66 lacs. Out of this, an amount of Rs. 6.47 lacs was reserved for the purchase of Capital Stock. The net amount thus available for expenditure during the year was Rs. 3,66.19 lacs. The total expenditure incurred during the year was Rs. 3,73.54, lacs ; the excess expenditure of Rs. 7.35 lacs was met out of an advance from Surplus monies.

The actual expenditure amounted to Rs. 3,69.72 lacs on Capital Works as against the budgeted figure of Rs. 4,66.68 lacs, the percentage by which actuals fell short of Budget Estimates being 21 as against 13 for the preceding year.

The amount of the new loan proposed in the Budget for 1956-57 was Rs. 5.00 lakhs. The same was reduced to Rs. 4.96 lacs in the revised estimates.

A loan of Rs. 1 Crore was raised from Government in one instalment. The loan of Rs. 1,15.50 lacs was raised by public subscription and Rs. 1,30 lacs was raised in two instalments internally. The total amount actually raised to finance the Capital Expenditure including purchase of Plant and Machinery was Rs. 3.54 lacs.

The Balance of the loan of Rs. 154.50 lacs out of the loan aggregating to Rs. 5,00 lacs sanctioned for 1956-57 was also allowed to lapse.

Reduction of Debts during the year amounted to Rs. 45.70 lacs. At the close of the preceding year, the total amount of Municipal Loan Outstanding including advances from the various Special Funds was Rs. 30,32.73 lacs. Amount of loan outstanding as on 31st March 1957 was Rs. 33,41.32 lacs. The total debt charges for payment of interest, Sinking Fund, etc., amounted to Rs. 2,63.66 lacs.

8. The book value of investments of the Sinking Fund at the close of the year amounted to Rs. 6,13.33 lacs. Valuing the Municipal and Improvement Trust Debentures at par, the market value of the Sinking Fund Investment at the end of the year stood at Rs. 5,90.54 lacs. This together with the amount of interest accrued upto 31st March 1957, viz., Rs. 2.64 lacs, and cash of Rs. 431 brought the total amount of the Sinking Fund to Rs. 5,93.18 lacs, which more than covered the amount of Rs. 5,85.70 lacs at which the Fund should have accumulated at the close of the year. The excess in the Fund was thus Rs. 7.48 lacs against Rs. 10.50 lacs at the end of the previous year.

9. The total Income for the year amounted to Rs. 1,22.46 lacs against Rs. 1,19.30 lacs for the previous year, showing a net increase of Rs. 3.16 lacs, the main increases were in respect of (i) Rent and other proceeds of properties Rs. 0.08 lac ; (ii) Contribution from Municipal Corporation Rs. 3.86 lacs ; (iii) Interest and Profits on investments Rs. 0.32 lac ; (iv) Miscellaneous Receipts Rs. 0.29 lac counterbalanced by decreases of Rs. 1.39 lacs in Grant-in-Aid for meeting the deficit in the General Account.

The total expenditure for the year viz., Rs. 1,27.02 lacs showed an increase of Rs. 3.10 lacs over that of the previous year, viz., Rs. 1,23.92 lacs. This is made up of an increase of Rs. 3.53 lacs under maintenance of properties and streets, counterbalanced by a decrease of Rs. 0.43 lac under Debt Charges.

Loan liabilities of the ex-Trust at the commencement of the year were Rs. 15,11.58 lacs against Rs. 15,19.16 lacs in the previous year. A loan of Rs. 19.28 lacs was raised during the year while the debt was reduced by Rs. 24.32 lacs, including the amount of Rs. 7.84 lacs which was repaid to Government on the basis of equated payments. The outstanding loan liabilities at the close of the year thus stood at Rs. 15,06.54 lacs of which the actual liability to Government was Rs. 7,69.80 lacs. All the debentures in respect of loans aggregating Rs. 476 lacs originally raised from Government have now been repurchased according to the approved programme for Sinking Fund investments. The liability to Government on this account is, therefore, only Rs. 293.80 lacs.

The year began with an Opening Balance of Rs. 79.98 lacs. In the course of the year receipts on account of sale proceeds of Land and Buildings amounting to Rs. 12.30 lacs were credited to this Account. The total funds thus available were Rs. 92.28 lacs. In addition to this, a loan of Rs. 19.28 lacs was raised for the repayment of Rs. 25 lacs B. I. T. loan of 1926. The deficit in the General Account for the year amounted to Rs. 4.56 lacs and was transferred to the Capital Account. There was thus left an unspent balance of Rs. 70.52 lacs at the close of the year.

The actual Expenditure during the year on schemes amounted to Rs. 36.47 lacs against the Revised Estimates of Rs. 82.82 lacs including Rs. 7.07 lacs on account of the cost of Management and Establishment. The total expenditure on Schemes upto 31st March 1957 amounted to Rs. 21,57.93 lacs of which Rs. 14.85 lacs represent discount and other charges on loans and Rs. 16.48 lacs represent the amount towards repayment of loan.

The amount of Sinking Fund on 31st March 1957 was Rs. 611.49 lacs including cash of Rs. 100 with the State Bank of India. Valuing the Municipal and Trust debentures at par, the market value of Sinking Fund Investment at the end of the year under review amounted to Rs. 614.76 lacs. This, together with interest accrued upto 31st March 1957, viz., Rs. 1.33 lacs and cash of Rs. 100 with the State Bank of India brought the total amount of Sinking Fund to Rs. 6,16.09 lacs against Rs. 5,56.04 lacs, at which the Sinking Fund should have accumulated at the close of the year. The excess in the fund thus amounted to Rs. 60.05 lacs.

The liabilities of the loans in respect of the Improvement Schemes as outstanding on 31st March 1957 was Rs. 15.07 lacs. Out of this Rs. 2.94 lacs were borrowed from Government as aforesaid and the balance of Rs. 12.13 lacs represented loans raised by issue of debentures. Out of this Rs. 4.76 lacs originally borrowed from Government have now been repurchased for Sinking Fund investments and Rs. 7.37 lacs from the public.

The gross Capital liabilities of the Improvement Schemes stood at Rs. 15,54.12 lacs at the close of the year under review and the assets at Rs. 29,50.25 lacs including the book value of lands comprised in Schedule 'W' and 'X' which has resulted in surplus of Rs. 1,396.12 lacs.

With a view to meeting the expenditure on Slum Clearance Scheme in the City, a loan of Rs. 10 lacs was raised, whereas an additional sum of Rs. 1,000 was transferred as Revenue surplus from the General Account, the total amount thus available for expenditure being Rs. 10.01 lacs. The expenditure incurred during the year including discount and other charges on loan amounted Rs. 8.33 lacs, leaving a balance of Rs. 1.68 lacs in the Capital Account, Improvement Schemes, Slum Clearance for the City.

The total income for the year amounted to Rs. 165.54 lacs (including Rs. 1,25.69 lacs being the contribution from Budgets 'A' and 'D') against the Budget Estimates of Rs. 164.79 lacs and the Revised Estimates of Rs. 164.99 lacs showing an increase of Rs. 0.74 lac on Budget Estimates and of Rs. 0.55 lac on the Revised Estimates. The increase of Rs. 0.74 lac is made up of an increase of Rs. 1.52 lacs under Fees and Fines from Municipal Schools and Rs. 0.88 lac in Miscellaneous Receipts counterbalanced by a decrease of Rs. 1.54 lacs under Contribution Budget 'A' and 'D' Rs. 0.9 lac in contribution from Government and Rs. 0.02 lac in other Miscellaneous Revenue. The final sanctioned grants amounted in the aggregate to Rs. 188.45 lacs (including the unexpended grants for the previous year renewed for expenditure and the additional grants).

The total expenditure booked was Rs. 162.91 lacs inclusive of Rs. 0.26 lac for the Extended Suburbs, and the total unexpended grants amounted to Rs. 25.53 lacs. Out of this, grants renewed in 1957-58 aggregated to Rs. 16.41 lacs, leaving a balance of Rs. 9.13 lacs to lapse as savings.

Out of the total Loan Funds of Rs. 25.61 lacs, the expenditure booked during the year on the Capital Works was Rs. 4.92 lacs leaving a balance of Rs. 20.69 lacs to be carried to the following year. A loan of Rs. 20.69 lacs was proposed to be raised in Estimates but no loan was raised during the year under report.

10. During the year under report, the rates of taxation remained the same as in the previous year, i.e., General Tax (including Fire Tax) at 17½ per cent.; Water Tax at 3¾ per cent. and Halalkhore Tax at 3 per cent. Tax on vehicles and animals was levied at the maximum rates mentioned in Schedule G. Rates charged for the supply of water by meter measurement also remained the same as in the previous year and ranged from As. 12 to Rs. 2-6-0 per 1,000 gallons according to the class of properties, the minimum rate being charged to the Government and the maximum to the Race Course premises.

On the Assessment Register at the close of the year, there were 54,733 properties against 54,527 during the previous year of which 51,369 properties as against 51,187 properties in the previous year were assessed to General Tax while 2,238 properties against 2,215 in the previous year were exempted from General Tax under Section 143(1)(a) of the Bombay Municipal Corporation Act, while the Municipal properties not assessed to the General Tax numbered 1,126.

Properties newly erected, demolished and enlarged during the year numbered 793, 587 and 726, respectively, as against 675, 703 and 721 in the previous year. At the end of the year single-room tenements, double-room tenements and flats numbered 2,72,273, 76,259 and 59,565, respectively, against 2,72,977, 74,800 and 58,476 in the previous year.

Rateable value of all properties in the City at the end of the year amounted to Rs. 25,74.43 lacs as against Rs. 25,20.61 lacs and Rs. 24,98.48 lacs in the preceding two years. The *per capita* rateable value was Rs. 110-10-11 as against Rs. 108-5-11 and Rs. 107-6-8 in the previous years. In 14 cases, the rateable value was increased by more than Rs. 2,000 in each case.

In the classification of properties according to user, it is found that out of 54,733 properties with an approximate rateable value of Rs. 2,574.43 lacs, 36,409 properties only are used for residential purposes with an approximate rateable value of Rs. 1,441.67 lacs.

From the classification of properties according to rateable values, it is found that as many as 47,087 properties come within the rateable value of Rs. 20,000, leaving only 2,008 properties having rateable value between Rs. 20,001 and Rs. 3,50,001 and above. These figures do not, however, include properties belonging to the Bombay Port Trust and the Railways which are assessed in lump.

The total number of vehicles and animals taxed during the year (including those taxed under the Public Conveyance Act) was 48,488 as against 44,241 and 43,600 in the previous two years. Of this total number, the maximum number in any group was 25,358 for motor cars (including 3,395 taxis) and the smallest numbers were 9 for trollies and 751 horses.

During the year under report, Wheel Tax for hack-victorias, labour-carts and hand-carts (without pneumatic tyres) leviable, respectively, at Rs. 112, Rs. 40 and Rs. 8 per annum was compounded for the calendar year at Rs. 100, Rs. 35 and Rs. 6, respectively, as they had to pay the tax for the whole year in advance instead of quarterly as in the case of other vehicles.

During the year under review, bills numbering 1,12,792 and 1,24,956 were issued, respectively, for Property and Wheel Tax. The amounts collected against net total demands of Rs. 9,08.07 lacs and Rs. 61.61 lacs, were Rs. 709.02 lacs and Rs. 42.85 lacs which worked out to 78.08 and 69.56 per cent. of the net demands, respectively. The percentage of the net total recovery to the total demand worked out to 77.54. The total outstanding at the end of the year was Rs. 217.80 lacs. Outstanding involved in disputes regarding water tax and water charges stood at Rs. 95.02 lacs at the end of the year. The figures of total outstanding is also inclusive of the amount of Rs. 54.57 lacs involved in complaints against rateable values, which were pending at the close of the year and Rs. 35.21 lacs being taxes for new proposals for revision under Section 167 of the Bombay Municipal Corporation Act submitted in the last month of the year due to new constructions, additions, alterations, etc. Out of the total outstanding of Rs. 95.02 lacs from private properties, an amount of Rs. 13.72 lacs was involved in suits filed or being filed, Rs. 4.46 lacs were payable by the Court Receiver and Official Assignee, about Rs. 13.39 lacs were involved in appeals against rateable values and about Rs. 9.22 lacs were involved in disputes regarding water tax or water charges. The amount was also inclusive of a sum of about Rs. 11.55 lacs in respect of properties occupied on ownership basis. The average of recovery to the total demand during the year under report was 77.54, the percentage of outstandings being 22.46 as against 22.08 and 23.13 in the previous two years. The Standing Committee notes with concern that the percentage of outstandings is high and hopes that vigorous efforts will be directed to reduce the outstandings to the maximum possible extent.

The total amount of exemption from General Tax allowed in respect of different properties during the year was Rs. 32.56 lacs as against Rs. 31.51 and Rs. 30.49 lacs in the previous two years.

The number of claims received for drawback and refund was 33 and 4,998, respectively, against 66 and 3,064 and 59 and 4,114 in the previous two years. Of these only 5 and 4,329, refund claims were admitted involving an amount of about Rs. 614-7-0 and Rs. 9.65 lacs, respectively.

During the year 1,628 complaints were received against revision of assessment amounting to Rs. 212.82 lacs while 1,804 complaints against original assessments amounting to, Rs. 1,53,47 lacs. 24 appeals for rateable values were received in the year. Of these 2 were settled out of Court, and 22 were pending.

No fresh suits for recovery of taxes were filed in the year under report but in one case sanction was obtained from the Standing Committee to file a suit. As per the amended provisions of Section 203 of the Bombay Municipal Corporation Act, action to attach the immovable property of a defaulter was being resorted to with a view to effecting early recovery of the bills. In 14 cases properties were attached and the arrears amounting to Rs. 1,25,957-4-1 were recovered. In several other cases, this action is in progress.

An amount of Rs. 11,722-2-0 was collected as Riot Tax in the year under report.

General Remarks. During the year under report, the matter as regards assessment of the Railway properties (Central and Western) for the quinquennium 1949-54 to be determined in accordance with the directions of the late Shri Justice Rangnekar was under correspondence with the Railway Administrations. The Assessment of B. P. T. properties for the quinquennium 1944-49, according to Shri Justice Lokur's report, was still pending. Enquiry regarding the rateable value to be fixed in respect of the State Government and the Central Government properties for the quinquennium 1954-59 was before Shri Pestanji P. Kapadia and the Award to be given by him is awaited. The question relating to the payment of General Tax at a rate higher than the rate prevailing immediately before 1st April 1937 by the Central Government was referred to the Municipal Solicitors requesting them to take steps to state a case for the High Court's decision, but in the meanwhile the Central Government agreed to pay the tax at the enhanced rate from 1st April 1948, and not to claim refund of the tax paid at the enhanced rate from the period prior to April 1948. This would result in payments being received from the Central Government so long withheld and the question of stating a case for the High Court's decision will be dropped. As regards the properties enjoying exemption from the loss of General Tax under Article 285 of the Constitution, the Central Government have now agreed to pay from 1st April 1954, the charges for the specific services rendered by the local authorities and have directed the State Government to fix a percentage of such charges payable in lieu of the General Tax.

Urban Immoveable Property Tax. 11. The rates of taxation continued to be the same as in the preceding year, *i.e.*, 5 per cent., in the case of buildings and lands, the rateable values of which were above Rs. 2,000 in each case, and 2½ per cent. in the case of buildings and lands the rateable values of which were Rs. 2,000 and below in each case but not less than Rs. 500. Properties having the rateable value of less than Rs. 500 per annum each continued to be exempted. The arrears of the tax as on the 1st April 1956 were Rs. 44.82 lacs, which was reduced to Rs. 43.35 lacs, on account of amendments. Out of this amount, a sum of Rs. 25.27 lacs was collected, leaving a balance of Rs. 18.07 lacs at the close of the year. The demand in respect of the tax for the year 1956-57 was Rs. 1,07.45 lacs, collection Rs. 85.78 lacs, drawback allowed Rs. 171-4-0, while Rs. 21.67 lacs, remained outstanding at the close of the year. The total collection of Urban Immoveable Property Tax thus amounted to Rs. 1,11.06 lacs during the year under report.

Town Duties. 12. During the year, the rates of Town Duties continued to be the same as those prevailing in the previous year. The gross collections from Town Duties amounted to Rs. 1,19.08 lacs as against Rs. 1,14.46 lacs, Rs. 93.49 lacs and Rs. 93.86 lacs in the preceding three years. There was a substantial increase in the net receipts from sugar, iron, steel and edibles whereas receipts from grain and tea showed a decrease. The amount refunded during the year under review was Rs. 21.49 lacs as against Rs. 22.96 lacs, Rs. 15.73 lacs and Rs. 19.67 lacs in the previous three years. Town Duties gave a net revenue of about Rs. 97.59 lacs as against Rs. 91.51 lacs, Rs. 77.75 lacs and Rs. 72.76 lacs in the previous three years. The total number of claims for refunds was 30,058 as against 35,173, 29,123 and 36,608 in the preceding three years. The number of claims for refund during the year was less by 5115 than in the previous year and the amount of refund was less by about Rs. 1,46,880.

Fees for stamping sugar bags, tea-cases, etc., amounted to Rs. 1.05 lacs as against Rs. 0.90 lac, 0.64 lac and Rs. 0.84 lac in the preceding three years.

Town Duties collected at Bhandup, Jogeshwari, etc., in respect of articles coming by roads amounted to Rs. 11.94 lacs as against Rs. 11.19 lacs and Rs. 7.85 lacs in the preceding two years. With the extension of the Greater Bombay limits from 1st February 1957, the Municipal Chowkies hitherto located at Bhandup and Jogeshwari were shifted to Mulund and Dahisar respectively.

13. As the term of the Corporation was extended to 31st July 1957, the Municipal Election Roll for the General Elections scheduled to be held in 1956, was revised by house to house enumeration from March 1956 with a staff comprising 100 indoor and 400 outdoor employees. However, under Bombay Act IX of 1956 the State Government fixed an earlier date, viz., 14th May 1957 as the date of retirement of Councillors. The Municipal Commissioner, with the previous sanction of the State Government fixed the 9th May 1957 as the date of poll for the Municipal General Elections, 1957. The general preliminaries, such as, selecting and securing polling sites, printing of forms, placards, etc., were undertaken from January 1957.

The Municipal Election Roll, 1956, containing 15,10,594 names came into operation on 20th December 1956 by Bombay Act No. XLIII of 1956, the restrictions on the holding of by-elections to fill casual vacancies upto 31st July 1957 were removed. There were 44 casual vacancies, 42 on account of resignations and 2 on account of deaths, to be filled in. 37 seats were filled in and contested. For the remaining 7 seats, the poll was taken on 11th December 1956.

By a Bombay Act of LVIII of 1956, the areas specified in Schedule II to the Act came to be merged with Greater Bombay with effect from 1st February 1957. With their incorporation, the number of seats in the Corporation rose to 131, thus allotting 7 seats to the Extended Suburbs. The various seats were filled in accordance with the provisions of Schedule I to the aforesaid Act. The extended suburban area was divided into 3 Wards, viz., 42, 43 and 44 for the purpose of General Elections and 7 elective seats were apportioned as 3, 3 and 1, respectively, amongst them.

14. The Architectural Planning Branch prepared in all 492 Plans, 201 Estimates costing Rs. 33 lakhs which included Plans and Estimates for 7 new school buildings and 6 for additional floors over 3 existing schools. This also included those for alterations, additions, etc., to the buildings of different Medical institutions, Fire Brigade Stations at Colaba and Vikhroli, a Garden at Sion Fort Hill and housing schemes. Layouts of certain plots of land in five different schemes were also prepared. Loan relating to housing comprised construction of 100 tenements for Conservancy Staff at Bapty Road, multi-storied building at Haines Road, 132 tenements at Azad Nagar, 4 staff quarters at Wadala and Mahim Pumping Station, and Labour quarters at the K. E. M. Hospital. The land for the Raja Baldevdas Birla Krida Kendra, at Chowpatty was handed over to the Municipality by the Government at a nominal rent of Re. 1 per annum. The work which is to be executed at Shri Birla's cost under Municipal supervision will be taken up in hand shortly. The plans and estimates were also prepared for a boating facility in the compound of Victoria Gardens, a Gymnasium at Gilder Lane, a Welfare Centre at Tardeo at Mahalaxmi and a Gymnasium shed at the Mahatma Gandhi Memorial Olympic Swimming Pool at Mahim. The construction work of the Municipal Head Office Extension was in progress during the year under report.

The Slum Clearance Scheme initiated in 1954-55 made a satisfactory progress during the year under report. The structures at Sabu Siddique Road were completed and the original tenants were re-housed therein. Out of 464 tenements intended for temporary housing of the families likely to be dishoused from the clearance areas, 137 have been completed, 254 are nearing completion and the remaining 73 are being taken in hand in the ensuing year. The Municipality started taking action for clearance of privately-owned slums as a Pilot Scheme in respect of two clearance areas was prepared. Steps for operating compulsory acquisition orders in the area were in progress. Plans and estimates for permanent buildings in the Kamathipura area for housing dishoused persons on the cleared as well as on other available sites were also prepared. The scheme for granting improvement subsidy to owners of private buildings so as to induce them to improve their insanitary and defective buildings with a view to rendering them fit for human habitation was also formulated during the year under report. Regulations for determining the standard of fitness of buildings for human habitation were also framed. The survey of old buildings undertaken during the year will provide very useful data in formulating future slum clearance schemes and implementing the same. The experts for surveying the low-lying lands in the area of Mahim creek came to India for their studies and a detailed report from their representatives was received and was under the scrutiny of the Engineering Department.

15. The total number of properties both Municipal and ex-Trust maintained by the Maintenance Branch during the year was 3,312 which was more by 16 than the number of properties, viz., 3,196 in the previous year. 18 properties were added during the year under report while 2 properties were demolished. The work of upkeep and maintenance of buildings was carried out partly by contract and partly by departmental agency. Special repairs works estimated to cost Rs. 5.44 lacs were taken in hand and the expenditure against them during the year was Rs. 3.20 lacs. Work orders to the extent of Rs. 9.69 lacs through the Petty Works Contractors as against Rs. 4.33 lacs

and Rs. 3.83 lacs, respectively, in the previous year. In addition, repairs to school buildings under Budget 'E' were also carried out at a total expenditure of Rs. 0.30 lac in the year under report. In addition oil-painting and white-washing to the Municipal properties were carried out from the provision of Rs. 0.75 lac.

Works of improvement of water supply to the *ex-Trust* Chawis, structural repairs by gunite treatment and provision of separate electric meters and electrification were carried out during the year.

Of the total expenditure, works to the extent of Rs. 9.43 lacs were carried out departmentally and of Rs. 9.61 lacs through Petty Works Contractors.

During the year under report, the following major schemes were executed :—

(i) A dormitory at Palton Road accommodating 370 beds and another at Naigaum accommodating 220 beds, (ii) two transit camps for rehousing families to be dishoused from the slum areas in Kamathipura, (iii) 144 two room and three room blocks at Gilder Lane and (iv) 120 tenements under construction at Wadala for general public.

The following major works were completed during the year :—

(i) An Open Air Theatre in the Victoria Gardens, Byculla, (ii) An additional floor over the Municipal school building, Sewree, (iii) Construction of stalls and pavements at the Gold Mohur Castle Market, Byculla ; (iv) Addition of two floors over the Nurses' quarters at the R. P. T. B. Hospital and (v) Conversion of 'F' Ward stables into an Isolation Ward for T. B. Patients and a clinic at Dadar.

The works in progress comprised the Convalescent Home for the staff quarters, extension to Municipal Head Office Building, a Clinic and Maternity Home at Naigaum, School Buildings on sites 'A' and 'B', Victoria Bunder Road, Colaba, new building for the T. N. M. College, godowns, quarters and office for the Central Stores at Byculla and an enclosure with beam for Hippopotamus in the Victoria Gardens. The housing schemes undertaken by the Corporation represent housing for the essential Municipal staff, for Municipal staff in general, public housing for low-income groups and housing to be provided for slum clearance. The number of tenements constructed by the Corporation during the year under report was 1,551 as against 217 for the previous year and the cost incurred was a little less than Rs. 19 lacs.

16. During the year, 4,911 applications against 3,428, 4,600 and 5,052 in the previous three years were received for the construction of new buildings or additions and alterations to the existing ones. The number of buildings covered by these applications was 2,176 against 2,070, 2,051 and 2,067 in the previous three years. The number of new tenements constructed during the year was 1,322 against 1,561, 1,696 and 1,996 in the preceding three years. Out of 1,322 tenements, 119 were one-room tenements, 348 were two-room tenements and 855 larger tenements. The corresponding figures for the previous three years were 296, 454 and 811, 155, 296, 360 and 1,181, 291, 662 and 1,043 respectively. Of the newly constructed tenements, the highest number was 499 in F Ward consisting of 17 one-room, 67 two-room and 499 larger tenements. The total number of buildings constructed by private enterprise during the year was 332 of which 100 were residential and 232 non-residential as against 284 constructed during the preceding year. Two buildings were constructed by Co-operative Societies and two by employers for their employees. According to the above statistics, the new building activity shows a slight increase but, it did not even touch the fringe of the problem looming large since a long time. A fillip to this industry is very essential, if adequate housing accommodation is to be provided to the citizens within some reasonable range of time.

The number of tenements demolished during the year was 938 against 1,143 in the previous year. Of these, 819 were one-room tenements, 50 two-room tenements and 69 larger tenements. Of the demolished buildings, the highest number was 281 in D Ward and consisted of 255 one-room tenements, 15 two-room tenements and 11 larger tenements. Such demolitions though inevitable in the interest of the occupants of the premises, tend to aggravate the existing acute housing shortage. It is, therefore, necessary that the Executive should, before pulling down any building, satisfy themselves that the building is definitely in a ruinous condition and beyond repairs.

During the year, the crusade against the unauthorized works was pursued. It appears that due to housing shortage there is an upward trend to put up such works without proper permission and in contravention of the provisions of the Municipal Corporation Act and the Building Bye-laws. Sanction of the Standing Committee was obtained in 528 cases for the removal of unauthorized works. In addition, there were 504 cases pending at the close of the last year giving a total of 1,032 unauthorized structures. Of these 196 works were removed

by the parties while 169 cases were removed departmentally. Out of the remaining 667 cases, in 69 cases the works were regularised and 598 cases were pending at the close of the year.

Action for the removal of stall-board projections and show-cases on public streets was continued through the Stall-board Removal Staff. In all 1,729 warning letters were issued during the year under report. 187 projections were removed by the parties of their own accord and 720 were removed departmentally. 189 stall-board projections, 438 weather frame projections and 44 rolling shutters were allowed to be retained on payment of fees as against 532, 606 and 28, respectively, in the preceding year. The net income derived from temporary projections, such as, stall-board, etc., amounted to Rs. 5.93 lacs against Rs. 5.72 lacs and Rs. 4.12 lacs in the preceding two years, while the expenditure incurred on the establishment, etc., charges for the control of such projections was Rs. 1.09 lacs as against Rs. 0.87 lac, Rs. 0.99 lac and Rs. 0.97 lac in the preceding three years.

In the case of dilapidated houses, the issue of notices and launching of prosecutions continued as before. In all 8,260 notices were issued during the year for removal of unsafe buildings against 6,497 in the previous year. Out of these 6,463 were complied with and 1,797 were pending at the end of the year. Out of 1,737 notices pending at the end of the last year, 1,361 were complied with and 376 notices still remained pending at the close of the year. In some deserving cases where the owners applied delaying tactics or refused to comply with Municipal requisitions, authorizations under Section 499 of the Act were given to tenants to carry out repairs works and to recover the reasonable expenses incurred by them from the rents. Such cases were, however, very few as the tenants were also unwilling to take up the responsibility due to lack of unity or funds.

In some cases, departmental action had to be taken to pull down unsafe portions of buildings in the interest of public safety, as the owners failed to carry out the Municipal requisitions, meeting the cost in the first instance from the special provision made for the purpose in the Budget. Action for propping up, etc., of unsafe buildings resulted in an expenditure of Rs. 6,702-6-0 in eight cases.

The enormous cost involved in the acquisition of set-backs hampered the improvement and widening of narrow streets in congested localities and in several cases minor works were permitted within the Regular Lines on payment of indemnity money. The area of the set-backs added to the road was 4,736.43 square yards. The problem of providing alternate accommodation to persons dishoused due to acquisition of set-backs, collapse of buildings, etc., could not be solved satisfactorily as the number of tenements constructed did not keep pace with the number of families dishoused. However, some relief was given with the help of the Accommodation Controller who was prompt enough to give top-most priority to the deserving cases.

During the year 99 buildings or portions thereof collapsed as against 101 in the previous year. The total number of persons injured was 66 and those killed was 18.

The survey of old houses in the City with a view to ascertain their conditions and also to get an assessment of housing needs of the City was started on 22nd June 1956. The data is collected in detailed forms drawn up for the survey for slum clearance, incorporating the information, regarding the physical conditions of buildings, their sanitary deficiencies, and also the socio-economic information of the families occupying the buildings. All this information is entered in the Register Books. Apart from furnishing valuable data for formulating a programme for slum clearance and for new house building projects, the survey will reveal the number of buildings unfit for human habitation due to structural deterioration and sanitary defects. The correct picture of the problem will be revealed on the completion of the whole survey. During the year, 11,026 buildings in the City and about 3,000 huts in Dharavi were inspected for this purpose.

17. *Dadar Purification Works.*—The Sewage Purification Works at Dadar functioned satisfactorily throughout the year under report. The total quantity of Drainage and Sewerage. sewage received at the Plant during the year was 5,166.54 million gallons, *i.e.*, an average of 14.15 million gallons per day against the total quantity of 5,307.46, 4,162.98 and 3,746.43 million gallons received at the Works in the previous 3 years giving daily averages of 14.5, 10.26 and 11.16 million gallons, respectively. The total quantity of sludge gas generated during the year was 58,335,100 cubic feet, *i.e.*, almost 0.16 million cubic feet more than the last year, *viz.*, 42.75 million cubic feet while the daily production was 1,59,767 cubic feet, as against 1,16,830 cubic feet per day last year. The total revenue realised during the year by sale of gas amounted to Rs. 1.51 lacs as against Rs. 1.35 lacs, Rs. 1.23 lacs and Rs. 1.11 lacs in the previous three years. The sale of digested sludge manure brought an increase of Rs. 9.363 as against Rs. 5,083.

Both the pumping stations at Love Grove, viz., Nos. 1 and 2 worked satisfactorily throughout the year. An order has been placed for the supply and installation of two additional pumps each of 40,000 gallons per minute capacity. The average sewage level during the year was about 73.1 T.H.D. against 72.0 T.H.D. in the previous year. The new Detritus Plant forming part of the works under the first stage of the proposed Love Grove Purification Works put into commission during the last year was restarted in March 1957.

The Sewage Purification Plant worked satisfactorily during the year under report. The total volume of sewage received at the plant during the year was 1,409 million gallons, i.e., an average of 3.9 million gallons per day as against 1,228.8 million gallons and 3.6 million gallons during the previous year. The total quantity of sludge gas consumed during the year was 64,01,150 cubic feet. The total revenue realized during the year by sale of gas amounted to Rs. 26,294.12 and by sale of sludge manure amounted to Rs. 1,679-9-0.

The sewerage system of the City depends upon the satisfactory working of Pumping and Compressor Stations. Sewage from the sewerage system of the City was pumped through 13 pumping stations.

Remodelling existing sewerage system.

18. During the year, 538 motor vehicles with 1 Bulldozer were in commission as against 461, 457 and 448 in the previous three years. During the year, 26 unserviceable vehicles were disposed of by public auction. The Suburban fleet consisting of 178 vehicles was directly under Assistant Engineer, Transport (Suburbs).

Transport.

The execution of the scheme for constructing a Central Garage near Worli for housing all vehicles at a central place sanctioned by the Corporation in 1949 and further deferred due to financial stringency have been modified and necessary plans and estimates for an independent transport workshop at Worli were prepared.

In order to augment the fleet, orders had been placed for the purchase of 12 low-loaders, 15 pick-ups and 90 trailers. After these vehicles are received and put into commission, the hiring of the State Transport lorries will be discontinued. The effects of bonus scheme introduced since 1st January 1957 for the refuse and cesspool drivers and cleaners were found to be satisfactory. The average collection of refuse in the City worked out to 2,210 tons per day.

19. The total mileage of roads in the City limits at the end of the year was 2,74,716 miles as against 2,74,226, 2,74,056 and 2,73,606 miles in the preceding three years.

Repairs and Maintenance of Roads and Footpaths.

During the year, about 22,248 square yards of area of road surfaces were renewed with 3" sheet asphalt at a total cost of Rs. 2.31 lacs. The work of maintenance of roads and footpaths was generally satisfactory throughout the year. A total area of 4.30 lacs square yards of the different types of the road surfaces was improved during the year. The work of asphaltting footpaths was continued during the year and footpaths of 45 roads covering an area of 65,156 square yards were asphalted at a cost of Rs. 1.37 lacs.

Traffic Islands were provided at important inter-sections and the total number of such Islands at the close of the year was 112. Out of this, 4 Traffic Islands were provided during the year under report. The work of providing traffic islands at two places was in progress.

Automatic Traffic Signals were installed at the junction of Sir Pheroza Shah Mehta Road junction Dadabhoy Naoroji Road and Mahomedally Road junction Masjid Bunder Road.

During the year a sum of Rs. 0.96 lac was realised on road opening fees, ground rents or fees for temporary occupation of roads and footpaths.

Total number of street lamps in the City at the end of the year was 12,348 as against 12,325, 12,164 and 11,885 in the previous three years. An expenditure of Rs. 19.16 lacs was incurred for lighting and maintenance of street lamps. An additional expenditure of Rs. 1.57 lacs was incurred on erection of new lamps, maintenance, miscellaneous works, etc.

Since the year 1954-55, 'All in Hire Scheme' for mercury vapour and fluorescent electric lamps has been introduced, under which all such lamps already installed and to be installed will be owned by the B. E. S. & T. Undertaking, the capital expenditure in respect of these lamps being borne by the Undertaking and the maintenance cost for the lamps being paid by the Corporation to them. 12 roads were lighted, under this scheme and lighting of 20 roads was improved and new lighting arrangement was provided at 7 places under this scheme during the year.

20. As in the past, the major portion of the refuse was as usual transported to Deonar in railway wagons; the work of unloading continued to be in charge of Messrs. Anderson Dawn & Co. The remaining refuse was dumped into low-lying lands in the City, viz., Hornby Vellard, Haines Road, Sion, Kurla Creek and Dharavi, which sites were required to be filled in, thereby reclaiming an area of 2 acres.

Removal of Town Refuse.

The arrangement of running two refuse trains per day instead of three introduced from 15th July 1954 was continued during the year consisting of an average of 30 wagons each.

The total number of wagons sent to Deonar during the year under report was 21,884 as against 23,007, 21,511 and 23,465 during the previous three years. The decrease is mainly due to cancellation of refuse trains several times by the Railway Administration compelling the diversion of the refuse to dumping grounds. The total quantity of refuse removed to Deonar was about 3.72 lac tons as against 3.91 lac 3.66 lac and 3.99 lac, tons during the previous three years. The total expenditure on account of removal and disposal of refuse amounted to Rs. 8.00 lacs as against Rs. 7.46; Rs. 7.18 lacs and Rs. 7.82 lacs in the preceding three years. The total cost of unloading refuse wagons amounted to Rs. 3.65 lacs as against Rs. 3.56 lacs Rs. 3.34 lacs and Rs. 3.64 lacs in the previous three years. The work of unloading refuse wagons was carried out wholly by contract. The increase in expenditure was due to increase in the rate of Railway hired wagons which are of a larger capacity. The total cost of haulage and unloading per ton amounted to Rs. 2.15 approximately as against Rs. 1.91, Rs. 1.97 and Rs. 1.97 per ton in the previous three years.

The position of the rolling stock required for work was far from satisfactory as the number of condemned wagons was on an increase. With a view to eliminating shortage of wagons, 59 wagons were taken on hire from the Western Railway during the year under report at the rate of Rs. 4.50 per wagon per day.

21. The total expenditure booked in connection with the preparation of the Master Plan from the commencement, viz., 1st January 1947 to 31st March 1957, amounted to Rs. 2,61,182. A proposal for revising the Master Plan at a cost of Rs. 80,000 has been approved by the Government, the cost being met from savings in the original scheme. The work will be taken in hand in the ensuing year.

Master Plan for Greater Bombay Region.

Development of Trombay Island.—With the construction of a rail overbridge over the tracks of Central Railways head, Chuna Bhatti, Kurla, it was possible to open the Eastern Express Highway to the public. The work of reconditioning (i) the diversion road to Mahul and (ii) Marol Washi Road, was in progress. Plans and estimates for the construction of Western Express Highway Section No. 1 prepared by Government were submitted to the Corporation for approval. The alignment of Koyna Hydro Electric Tower line was being finalised.

Town Planning Schemes.—In all four Town Planning Schemes for Bombay City were approved by the Corporation and the State Government upto 31st March 1957. The areas under the Town Planning Schemes were kept under vigilant control with a view to preventing construction in contravention of the provisions of the Town Planning Rules. Proposals for new constructions, additions and alterations received from the owners of the building in the schemes were scrutinized and Commencement Certificates issued with the concurrence of the Arbitrator.

The Mandvi and Elphinstone areas which were devastated by the dock explosions and subsequent fires in April 1944 comprised of Town Planning Schemes, Bombay City No. I. Proposal in respect of the above schemes was forwarded to Government on 19th July 1955 for according final sanction, on receipt of which schemes will be given effect to immediately. Most of the work regarding printing of the final scheme was nearing completion.

The Mahim area covered by the provisions of the Bombay Town Planning Act, 1915, was divided into three Schemes, viz., Schemes Nos. II, III and IV. Final Scheme in respect of Scheme II drawn by the Arbitrator was in the process of printing. The Government's approval to the scheme is awaited.

Arbitration proceedings in respect of Scheme No. III were completed by the Arbitrator during the year under report and his Award will be declared after demarcation of plots on the site. Arbitration Proceedings in respect of 600 property-owners of Scheme No. IV were completed and those in respect of remaining properties were in progress.

The total expenditure incurred in connection with the preliminary works of the proposed Town Planning Schemes for the areas from the commencement upto the end of the year under report was Rs. 9,23,598 and the expenditure during the year amounted to Rs. 2,12,639.

Roads, footpaths and house gullies were swept twice daily. Some of the main roads were attended to with increasing frequency as and when found necessary. House gullies were flushed and main roads were washed periodically. **Conservancy.** Daily average in square miles of roads, footpaths and house gullies cleansed regularly throughout the day was 270.8, 280.4 and 104.0, respectively. Total refuse collected through the Municipal Agency was 8.07 lacs tons.

Refuse gathered by sweeping the roads, footpaths and house gullies was collected and either carried to the nearest dust bin shed or removed in travelling carts or lorries to the place of disposal at least twice daily. Refuse taken to the Mahalaxmi Refuse Siding was transported to Deonar daily in a special refuse train. Dry refuse was sent for filling in low-lying lands at Hornby Vellard, Haines Road, Matunga Railway Lines and Dharavi. Domestic refuse was collected in galvanised sanitary bins with proper covers provided by the owners and was deposited in Municipal travelling carts and lorries or to the nearest dust-bin sheds. The house to house collection of refuse was continued in A, D, F and G Wards.

Control of rat pest.—The total number of rats caught and destroyed during the year was 9.81 lacs as against 9.97 lacs in the previous year. No rat was found infected with Plague.

Control of Stray Dogs.—The work of destroying stray dogs and of licensing dogs was carried out as in the previous years. 14,036 stray dogs were caught as against 11,939, 11,771 and 12,727 in the previous three years. Out of the above stray and ownerless dogs caught, 12,227 were destroyed, 1,132 were returned to the owners, 164 sent to hospitals for experimental purposes, 181, escaped and 46 were detained at the Kennel at the Mahalaxmi Refuse Siding. 14,879 dog bite cases were reported during the year as against 13,262, 14,038, and 12,338 in the preceding three years. 8,112 dogs were licensed under the Dog Licensing Act, as against 8,130, 7,981 and 8,065 in the preceding three years. The total income by way of dog licensing fees, etc., was Rs. 41,855 as against Rs. 41,865-4-0 in the previous year.

The work of immunizing the Milch Cattle against rinderpest was continued and 19,389 milch cattle were inoculated as against 22,978 in the previous year.

In addition to the above, the Conservancy Branch also rendered special conservancy and halalkhore services to various circuses, exhibitions, etc., realising thereby Rs. 64,820-13-0 and Rs. 11,089-1-0 respectively.

22. The Department continued to look after the work of acquisition of lands and preparation of layouts, etc., as before. After acquisition of the temple property in Case No. 374, Scheme 5, possession of the reconstituted plot was handed over to the Managing Trustee of the Temple and the lease was under preparation. As regards the area of land along the foreshore of the Worli Village in Scheme 52, further amount of Rs. 4,859 was paid to the Special Land Acquisition Officer towards the balance of compensation payable to the villagers. 258 out of 275 villagers returned their compensation. The work of filling in the Government land in Scheme 77, 'Housing for fishermen Mahim Foreshore', acquired last year, for providing a recreation ground as well as for housing fishermen was still in progress.

Since the Central Railway wanted the Government land in Scheme 6, Sion-Matunga Estate, C. S. No. 38, the Government declined to consider the request of the Municipality for leasing the land for purpose of housing. Awards in respect of 4 more cases of the acquisition of Milch Cattle Stables were declared during the year under report. Acquisition of several other sites were under negotiations both in the City and Suburbs during the year under report.

Out of the total area of 139.36 lacs sq. yds., (about 2,879 acres) vested in or acquired by the ex-Trust, about 37.3 per cent. remained to be developed and out of the developed area, 3.5 per cent. remained to be leased, including an area of 1,64,680 sq. yds. reserved for Municipal purposes, such as, schools, markets, etc. At the end of year, the area of undeveloped land was the same as in the previous year, viz., 51.97 lacs sq. yds., the cost of acquisition of which was Rs. 1,87.09 lacs, as reported in the previous year.

During the year under report, plot admeasuring 357 sq. yds., at Mahalaxmi S. P. Sheds was leased on rental basis, while the number of plots disposed of in the previous three years were 1, 1 and 1, respectively. Construction of transit camps of 244 and 210 tenements at Agripada and Byculla in connection with the Slum Clearance Scheme was completed during the year under report.

Out of the total area of 1,39,36,000 square yards as on 31st March 1957 about 37.3 per cent. remained to be developed and out of the developed area about 3.5 per cent. remained to be leased which included an area of 1,64,680 square yards reserved for Municipal purposes. The average of the leased plots was Rs. 21 per square yard and that of the plots to be leased was estimated at Rs. 25 per square yard.

During the year, in all 28 plots covering a total area of 32,273 sq. yds., and valued at Rs. 9.74 lacs were leased on long leases. The total number of plots disposed of upto the end of the year of report was 4,259 with an area of 59,97,345 sq. yds. valued at Rs. 12,44.75 lacs as against 4,236 plots with an area of 59,68,453 sq. yds., valued at Rs. 12,37.05 lacs, respectively, in the previous year. Commutation of ground rent in respect of plots leased on long term basis is being discouraged as the same is not considered advantageous to the Corporation.

All the 28 plots leased during the year were on rental basis as against 3 plots during the preceding year out of which 1 plot was leased on rental basis and 2 on premium basis. The total annual rental to be derived from 28 plots was estimated at Rs. 4,273 as against for 3 plots estimated at Rs. 5,953, in the preceding year.

During the year under review an amount of Rs. 8.6 lacs was received by way of commutation of ground rent, premium, etc., as against Rs. 9.10 lacs and Rs. 14.29 lacs, Rs. 12.86 lacs in the preceding three years.

At the commencement of the year, the Department had in its charge 566 acquired or surrendered buildings against 568 in the preceding year. These contained 5,095 tenements. At the end of the year there were 570 buildings with 5,206 tenements, the difference being due to demolition of 1 structure and transfer of three structures from vacant land and surrender of the two buildings during the year. New residential accommodation comprising 431 tenements became available in the apartments constructed by lessees during the year.

The gross demand for 5,206 tenements in these buildings amounted to Rs. 10.10 lacs. Deducting therefrom losses on account of vacancies and concessional rents, the net demand for the year was Rs. 9.99 lacs. The net revenue collected amounted to Rs. 9.39 lacs which was 83.78 per cent. of the total recoverable amount including arrears of Rs. 1.21 lacs for the previous year.

In addition to new tenements under construction at Hay Stack Road, Palton Road, Agripada and Byculla, last year further construction of tenements at Gilder Lane, Wadala behind Spring Mills, Naigaum near Surya Cinema and near Elphinstone Road Market was taken in hand.

The gross demand for *ex-trust* permanent chawls was Rs. 13.71 lacs, while the revenue collected was Rs. 11.90 lacs as against Rs. 11.93 lacs in the previous year. Deducting outgoings of Rs. 8.37 lacs, the net income was Rs. 3.54 lacs during the year under report. Deducting therefrom Rs. 9.43 lacs, as the Sinking Fund and interest charges on the Capital expenditure of Rs. 162.6 lacs incurred for these tenements at the rate of 4.65 per cent., on the capital expenditure prior to 1919-1920 and 6.35 per cent. on expenditure incurred in the subsequent years the Corporation suffered a net loss of about Rs. 5.61 lacs on these tenements during the year under report.

The average population in the chawls during the year was 63,835 as against 62,934, 62,042 and 62,008 in the previous three years, while the corresponding figures for semi-permanent sheds including Labour Camp were 29,972, 29,938, 29,900 and 29,088, respectively. The death rate in the chawls during the year was 3.6 per 1,000 against 3.3, 2.5 and 3.6 in the preceding three years.

At the present rates of rents of Municipal tenements, huge losses are being incurred by the Corporation every year owing to an increase in the maintenance cost as a result of increase in salaries, repairs and sanitation services, over crowding and sub-letting of the tenements putting heavy pressure on these services. To compensate that loss the Commissioner had placed before the Corporation a proposal for increase in rents of *ex-Trust* Chawls built prior to the last World War by 50 per cent. in respect of residential rooms and 60 per cent. for shops and godowns and for creation of an Amenity Fund and a Rent Equalisation Fund. The proposal was passed and the effect to the increase was given from 1st September 1956. As several protests from Tenants' Unions were received, rentals paid at the old rates were being accepted without prejudice in part-payment of arrears.

The gross demand for 4,147 rooms in S. P. sheds and Labour Camps was Rs. 4.99 lacs. Deducting therefrom the losses due to vacancies and concession in rents, the net demand for the year was Rs. 4.92 lacs. The actual collections amounted to Rs. 4.80 lacs which was Rs. 85.05 per cent. of the recoverable amount including arrears of Rs. 0.72 lac for the previous years.

During the year under report, electric installations with separate meters in each tenement were provided at Suparibaug, Bellasis Road and Agripada Chawls.

Besides this, the Department looked after 19 properties requisitioned for A. R. P. purposes consisting of 515 tenements and 660 tenements constructed for explosion victims at Arthur Road, Fergusson Road and Wadala Road.

With a view to relieving housing shortage in the City, the Corporation have permitted construction of an additional floor on buildings on plots in *ex-Trust* and Shivaji Park Estates. In accordance with this policy, additional floors on 72 buildings were sanctioned to be constructed during the year on payment of extra premium of Rs. 1.04 lacs and an extra ground rent of Rs. 4,696. Construction of 43 motor garages on the compulsory open spaces of plots in these Estates was also sanctioned during the year on payment of extra premium amounting to Rs. 0.51 lac and extra ground rent amounting to Rs. 1,966. During the year, in 210 cases encroachments on compulsory open spaces and change of user were detected and action to remedy the irregularities was taken.

With the object of maintaining sanitation, etc., in the Municipal chawls and buildings, enforcement of Bye-laws framed by the Corporation was continued along with the propaganda work and the supervision of the inspecting staff, during the year, as a result of which fines amounting to over Rs. 313 were recovered. First Aid sets and sick-room requisites, such as, thermometers, hot water bottles, etc., were provided at 8 Chawl Centres, Matunga Labour Camp, Dharavi and Mankhurd Colony.

During the year 1,360 ejection suits were filed against the tenants for sub-letting rooms as also for recovery of arrears of rent, taxes, etc., as against 1,410, 1,922 and 1,516 in the previous three years. One claim suit was filed during the year. An expenditure of Rs. 24,198 was incurred for filing these suits and a sum of Rs. 10,544 was recovered towards Court costs.

At the end of the year the number of unbuilt plots already in the possession of the lessees was 359 and the number of plots, of which possession could not be handed over to the lessees on account of temporary lettings and occupations thereon was 419.

During the year under Report, the Corporation approved the formula for the fixation of rents in (1) *pucca* Buildings, single and multi-storeyed and (2) Semi-permanent ground floor structures. Corporation also approved retention of electric and gas meter cabins, storage tanks and pump rooms of standard sizes, free of extra premium on *ex-Trust* and Municipal lease hold plots. Enclosures of *otlas* to the extent of 10 per cent. of the sanctioned perimeter have also been permitted by the Corporation, the *otla* being charged on the basis of gallery enclosures. With a view to induce the lessees to construct additional floors, the Corporation approved the policy of charging reduced extra premium at Rs. 1.50 per square feet for additional (2nd floor) on plots on Agripada West Estate. Construction of a full third floor where a ground and two upper floors are permissible under the original building rules of the respective *ex-Trust* Estates was also approved by the Corporation.

The Corporation also approved of the scheme of accepting contributions from dis-housed tenants either on account of improvement or acquisition schemes or house collapses and also for the members of the general public.

Implementation of the recommendations of Messrs. Ibcn Ltd., continued during the year and the actual staff of the Department was reduced to 658 as against the standard staff of 563, giving an index of 85.0. The corresponding figures for the previous year were 668, 563 and 84.0.

23. The rainfall during the year was above normal. The Tansa and the Vaitarna Lakes, the principal sources of City's water supply, overflowed for a total period of ten and eighteen weeks respectively. The Tulsi Lake also over-flowed for about ten weeks. The Vehar Lake over-flowed for a little more than 4 weeks during the year. The Vehar Lake had not overflowed during the years 1938 to 1954 inspite of the fact that water was transferred to the lake from the Tansa Lake and the fact that it also received the overflow from the Tulsi Lake.

The average daily supply to the Greater Bombay during the year under report was about 146.94 million gallons as against 139.77 million gallons, 133.76 million gallons and 120.41 million gallons, in the previous three years. During the year, the quantity of water supplied to the City and the Suburbs was 53,636.30 million gallons against 51,157.50 million gallons, 48,822.40 million gallons and 43,949.50 million gallons in the preceding three years. Out of the above quantity, supply to the Thana Municipality was 241.76 million gallons as against 241.24 million gallons in the previous year. Water supplied to bodies outside the limits of Greater Bombay was 447.07 million gallons as against 385.03 million gallons in the preceding year. Of the total supply, a quantity of 38,325.24 million gallons or 72 per cent. was for domestic purposes as against 38,881.17 million gallons or 76.00 per cent. in the previous year which registers a slight decrease. The average daily supply (for all purposes) per head on the basis of the population of 28.42 lacs as per the Census Report of 1951 was 51.70 gallons, while that for domestic purposes only worked out to 36.98 gallons. Percentage of total supply for domestic and other purposes worked out at 72.09 and 27.91, respectively. The total quantity of water supplied by meter measurement for domestic purposes was 5,154.66 million gallons and that for trade purposes was 9,562.34 million gallons of which 3,926.11 million gallons were consumed

by mills, *i.e.*, 8.700 per cent., 838.47 million gallons were consumed by the Bombay Port Trust, *i.e.*, 1.840 per cent. 8,58.34 million gallons of water or 1.886 per cent. were wasted due to leaks and other losses through Municipal mains, etc. The percentage of the use of water was 21.6 for trade purposes, 2.3 for public purposes, such as, fire, road watering, etc., and 76.1 for domestic purposes for the City while the percentage for domestic and non-domestic use for the Suburbs was about 46 and 54, respectively.

There was no burst on any mains during the year. There were 43 major leaks, 3,276 minor leaks on trunk mains and 461 leaks on the duct line and 31 leaks on syphon mains. All the leaks were promptly repaired.

Water from the three lakes was sterilized by chlorine treatment. The practice of ammoniation before chlorination was stopped from the middle of the year.

The total calls received from the Fire Brigade Department were 1,194 as against 1,495, 1,081, and 1,247, in the past three years. They were promptly attended to. The total quantity of water used on fires by the Fire Brigade was about 3.99 million gallons as against 3 million gallons in the previous year. In order to enable the staff to attend fires promptly, two fire vans were permanently maintained throughout 24 hours, one at the Babula Tank Office and another at 'F' Ward Office. Similarly, one such van was maintained at night-duty only at 'G' Ward Office.

11 Gardens in the Outside City Division were maintained during the year. The number of visitors to the Tansa and the Vihar Lakes on Sundays and holidays was about 65,000 and 3,14,000, respectively, against 62,000 and 2,20,500, respectively, during the previous year.

Additional amenities at the vihar lake in the shape of a Children's Park, House Boat Giants Castle, etc., were fully utilized by the public.

The number of complaints about short supply, etc., was 13,534 during the year as against 13,375 in the previous year. 5,545 notices were issued on owners of houses for defects in water fittings on their premises, as against 5,524 notices in the past year.

The work of house to house inspection of leaky taps and fittings throughout the City continued during the year under report. Anti-waste campaign by exhibiting cinema slides and posters was also continued during the year.

10,803 meters of various sizes were maintained during the year as against 9,934 in the previous year. The revenue derived from the supply of water by meter measurement during the year amounted to Rs. 1,78.50 lacs as against Rs. 149.91 lacs during last year for the City only.

The total number of water connections in the City was 63,580 as against 61,987, 60,761, and 59,606 during the preceding three years. During the year 1,593 new connections were made. The figures for the previous year was 1,459.

During the year 1,668 cases were reported to the Standing Committee for severing water connections for non-payment of taxes, etc., as against 1,225 in the previous year. Of these, in 186 cases water connection was cut off but subsequently restored, in 72 cases it was cut off and in the remaining cases orders were not carried out as the consumers complied with Municipal requisitions.

The programme of metering of domestic water supply in areas where quantum of water was above average, was continued during the year and 353 new properties were metered as against 646 in the preceding year.

During the year 1,601 estimates of compounded water charges for water used for construction purposes were framed resulting in the total revenue of Rs. 5.03 lacs as against 1,766 cases with a revenue of Rs. 8.58 lacs in the previous year.

The work of maintenance of gardens along the slopes of Gibbs and Ridge Roads (known as Hanging Gardens), Pherozechah Mehta Gardens on the top of the Malabar Hill Reservoir, Joseph Baptista Garden on the top of the Bhandarwada Hill Reservoir, the Ladies' and Children's Garden at Ridge Road and the Kamala Nehru Park, was under the control of this Department. The work of providing electric lights at the Kamla Nehru Park was completed during the year under report. The Park was kept open till 9 P.M. for the convenience of the public. The Gardens were lighted on Saturdays, Sundays and Public Holidays which was much appreciated by the public. The work of soil-cementing the path ways at the Pherozechah Mehta Gardens was deferred as the cost of the work turned out to be prohibitive and the work could not be carried out satisfactorily for certain reasons. Alternative methods of surfacing or paving the pathways were under consideration. A new sanitary block was provided at the Pherozechah Mehta Gardens. The old Summer House at South East corner was replaced by a

new one. Moasic benches were donated by Messrs. Janjira Motor Training School. The cost of maintaining the Gardens during the year was Rs. 29,500. Construction of the Powai Park at a total cost of Rs. 1,48,000 on a 55 acres picturesque country side plot of land near Powai Lake was completed during the year providing amenities to the public as a picnic spot. Arrangements were made to run a canteen through a contractor for the visitors at Vehar Gardens from 9th December 1956 which is highly appreciated.

The Corporation had approved of an estimate of Rs. 70.00 lacs for the work of protection of steel mains by patch-plating and guniting them and 100 R. ft. of the 57" mains were patched plated and gunited during the year making a total length of 6,850 R. ft.

Labour relations during the year were cordial. Two specified demands regarding grades and House Rent Allowance, made by the labourers were granted by the Standing Committee during the year under Review.

The Standards Branch continued to function for the department during the year under report.

437 running miles of water mains were maintained by the Department during the year under report. 75,362 works pertaining to repairs to communications, cleansing of chokes in consumers' pipes, and fittings, etc., were carried out at a cost of Rs. 90,000 as against 51,671 works in the preceding year. On the 10,000 fire hydrants, 29,738 repair jobs were carried out during the year by the special staff comprising one fitter and 3 labourers in each ward appointed for the purpose in the previous year. The figure indicates to what extent the public has been misusing the hydrants.

The work of clearing the pipes and fittings beyond the stop-tap in the Dadar-Matunga district was sanctioned by the Corporation in view of the fact that Vehar water supplied to this area contains algae resulting in frequent chokes. The work was continued and 486 connections aggregating 1,47,043 R. ft. of consumer's pipes were cleaned at a cost of Rs. 8,700 during the year under report.

3,15,221 pipes and fittings were tested during the year. Of these 1,76,520 were for private parties, the revenue derived therefrom being Rs. 22,662.

Drinking Fountains which were closed down on account of the fittings being stolen, were brought into use by replacing the fittings during the year under report. The Flora Fountain and the Wellington Fountain played regularly. The Corporation had sanctioned an estimate of Rs. 12,433 for providing a fountain with coloured lights at King's Circle. The work is in progress during the year.

The total expenditure incurred on water works amounted to Rs. 218.07 lacs including Rs. 173.96 lacs for Sinking Fund charges, etc., for loans raised for water works. The total revenue derived was Rs. 241.12 lacs, the excess of income over expenditure thus being Rs. 23.5 lacs.

24. The scheme was sanctioned by the Corporation in 1948 to stabilise water supply to the Tansa Lake, especially, in the years of scanty rainfall and creating an additional storage of useful water of about 38,500 million gallons. The main works in the Scheme consisted of the construction of a Dam across the Vaitarna River, driving of a Tunnel, joining Vaitarna Lake with Tansa and laying 126" dia. ; 120" dia. and 96" dia. pipelines from the Lake site to the City. The project was initially estimated to cost Rs. 16 crores.

The construction work on the scheme was started in 1949. The work of driving the tunnels between Vaitarna and Tansa with ancillary works, such as construction of an Intake Tower and a Bifurcation Chamber, was completed in all respects in 1953. The tunnels have been put into commission and about 27,640 million gallons of water was transferred through them from Vaitarna Lake to Tansa Lake during the year under report. The dam is a solid gravity cement concrete Dam 1,820 feet in length and 269 feet in height in the deepest portion. A Crest Spillway with eight gates, four float operated and four electrically or manually operated, has been located in the River portion to take care of maximum flood discharge of 2,00,000 cusecs. A Roadway 18 feet wide has been provided on the top of the Dam. The work of foundation of the Dam was started in May 1952 and the concreting of the Dam was completed in November 1955. The total quantity of concrete laid in the Dam came to about 20 million C. ft.

Out of eight gates at the Spillway, 3 had been erected last year. 4 more gates were erected during the year under report. The remaining one and the electrical equipment will be completed by June 1958. The crest of the Spillway is 5,11.00 T.H.D. The full supply level of the lake when all the gates are erected will be 535 T.H.D.

The total length of the 96" dia. pipeline to be laid is 47 1/2 miles, out of which a length of 45 1/2 miles has been completed. The pipe laying work was being done in 3 stages: The third stage in laying the 120" dia. pipeline is expected to be complete by June 1958. The pipeline of 45 1/2 miles already laid has increased the City's daily supply of water by about 40 million gallons. After the completion of the entire length of the pipeline, the City water supply will be more than doubled, i.e., will be about 200 million gallons per day.

The works of erecting the gate and operating mechanism for Emergency Gates were in progress.

The work of formation and laying pipe lines continued during the year under report. 20 miles of pipe-line laid under the first stage, was completed at a cost of Rs. 1,22.44 lacs as against the contract amount of Rs. 1,25.67 lacs. Work under second stage comprising 19 miles was completed during the year under report. The work under third stage consisting of 9 miles of 96" dia. and 6 1/2 miles of 120" dia. pipeline was in progress.

The new Chlorination Plant at Powai for Chlorinating the additional supply of water brought to the City from Vaitarna was put into commission in January 1957.

The work of supply and erection of the Chlorination Plant at Powai for chlorinating the additional supply of water brought to the City from Vaitarna was completed during the year under report.

The plant cost Rs. 1.93 lacs as against the contract amount of Rs. 2.15 lacs. The plant has been designed for treatment either by chlorine or chloramine method and is capable of treating water passing through all the five trunk mains at Powai.

The work of rock excavation for pedestals for 96" main between Powai and Mohili started last year was completed during the year under report.

A number of works, such as, preparing trenches, providing anchor blocks, etc., were carried out departmentally and the total cost of such works completed during the year came to Rs. 2.89 lacs.

Land Acquisition.—Out of the total area of 3,995 acres involving 673 holdings of private, Inam and Government lands, awards of compensation amounting to about Rs. 7.22 lacs in respect of 502 holdings were declared by the close of the year.

The Inamdar of Tembha had filed an appeal in the High Court of Bombay claiming Rs. 40,25,000 in respect of Tembha lands. The case which was heard before the Chief Justice, Bombay High Court, was dismissed.

Out of an area of 2,501 acres of Reserved Forest lands proposed for acquisition, 203 acres have been deforested by the Forest Department. Out of the total area of 35 acres of private, Government, Railway and Aerodrome land comprising 150 holdings acquired for the work of laying the 96" diameter pipe line from Powai to Mahim, awards of compensation amounting to Rs. 22,60,237 in respect of 25 holdings were declared. Further proceedings were in progress.

General.—Various amenities at the Vaitarna Camp for facility of work and for recreation to the staff engaged for the site, such as, water supply, transport, telephone communication, medical aid, primary school, post and telegraph service, etc., functioned satisfactorily. 10 rain gauging stations were established in the Catchment Area of Vaitarna and data of rainfall was collected. The average rainfall in the catchment area was about 160 inches.

It is important to note that the Vaitarna Dam is the first Dam in India, where the aggregates of concrete are cooled to prevent development of the cracks in the body of the Dam, as a result of the heat of hydration of cement. It is also the highest Dam so far built in this Country with cement concrete with fully mechanized plant. The pipe-line is probably the biggest in size and length in Asia and has been designed on the latest practice of pipe-laying by using ring girder supports on roller bearings. It is significant to note that the whole Scheme is carried out by Indian Engineers.

The work of providing mass concrete aprons and retaining walls at the Tansa Dam entrusted to Messrs. Bhupal Construction Co., was in progress.

Strengthening the
Tansa Dam.

The work of providing G. I. pipe railing and of strengthening the M. S. foot-bridge over the spillway of the Tansa Dam and the downstream protection works were carried out departmentally at costs of Rs. 10,850, Rs. 31,800 and Rs. 1,82,880, respectively.

Distributing system. In connection with the improvement of the Distribution system in the City, the Corporation had sanctioned in 1955, the work of laying inlet mains to the existing Reservoirs at Malabar Hill and to the proposed reservoirs at Worli and Raoli Hills, at an estimated cost of Rs. 3,35.00 lacs. The works were in progress during the year.

Master plan for the Distribution of Water Supply. The Master Plan for distribution of water supply of Greater Bombay was sanctioned by the Corporation on the 14th March 1956. The work is spread over a period of about 10 to 12 years and is estimated to cost Rs. 7.52 crores.

Numerous radical changes were made in the mode of distributing water with a view to pave way for the implementation of the Master Plan for distribution of water supply during the year under report. The Malabar Hill Reservoir Zone and the direct supply areas further north were separated and were given benefit of day time supply. Peaks in consumers demand in G Ward were cut down by dividing the area into two divisions and staggering the hours of high pressure supply. The position of existing two reservoirs was stabilized to ensure that they were always filled up well in advance of the evening supply hours and in the case of the Malabar Hill Reservoir a continuous feed into the reservoir over all 24 hours was achieved.

The work of preparing and levelling sites for the proposed reservoirs at Worli Hill, Rowli Hill and Powai Hill were in progress during the year.

Fire Brigade. 25. During the year, the total number of Fire Stations remained the same as in previous year, viz., 11 in the City proper and 1 in the Suburbs. The proposals of Fire Stations at Vikhroli, Mufund, Chembur, Marol and Malad are being pursued.

The Fire Brigade received during the year, 1,504 calls as against 1,658, 1,286 and 1,247 calls during the preceding three years. Out of these, 964 calls were for actual fires as against 1,349, 902 and 657 calls during the preceding three years. 268 calls were false alarms, of which as many as 89 were due to mischievous interference with fire alarms, as against 309 and 212, respectively, in the preceding year. 243 calls as against 191, 172, and 115 in the preceding three years were for special services. Of these, 152 were in respect of fallen buildings, 72 for other services, such as, leakage of dangerous gas, etc., and 19 for rescue work purposes.

During the year under report, one trailer pump was received and put into commission by the Brigade and orders have also been placed for 3 Motor Pumps, with escapes, 1 motor turrable ladder and one motor emergency tender.

The City was served by 205 fire alarms posts (including private ones), as against 206, 206 and 208 in the preceding three years. These were connected to 10 Fire Stations. About 44 per cent., as against 46 per cent., 50 per cent. and 55 per cent. in the last three years of the total calls received for fires, etc., were transmitted through this system. During the year under report, the Brigade got two persons arrested for malicious interference with Fire Alarms.

There were 10 major fires in each of which the estimated loss exceeded rupees one lac. The estimated total loss to property damaged or destroyed by fire was about Rs. 38.66 lacs as against Rs. 66.93 lacs Rs. 31.25 lacs, and Rs. 28.12 lacs during the previous three years. The decrease in the fire loss can be attributed to the absence of disturbances in the City, due to the growing consciousness among public in matters relating to fire risks and the strict vigilance exercised by the Fire Prevention Section of the Department during their day-to-day inspection. The value of insurance of property affected by fire was about Rs. 33.62 lacs and total value of property involved was about Rs. 20,24.38 lacs.

Casualties by fire during the year under report included 18 persons who were burnt to death, 37 persons who were severely injured and died subsequently in hospitals and 211 persons who received minor injuries including 95 involved in House Collapses. Corresponding figures of the last three years were 33, 47 and 51, 21, 39 and 91, 16, 22 and 81, respectively.

The approximate quantity of water used in extinguishing fires was 53.85 lacs gallons of which 39.91 lacs gallons were drawn from Municipal mains, as against 35.08 lacs gallons and 29.00 lacs respectively, for the preceding year and the rest from the sea, tanks and wells, etc.

Issue of licences for storage of cinematograph films with nitrate base continued to be controlled by the Government of India, but the inspection of premises of the proposed licencees was carried out by this Department jointly with Explosives Department, Government of India. This Department had also to inspect storages of dangerous petroleum, cinematograph films, etc., before licences were recommended to be issued by the Commissioner of Police. 207 such storage were inspected before licences were issued by the Department during the year, as against 261, 179 and 155 in the preceding three years. From April 1st 1956, two full time

Licensing Officers were appointed for inspection of hazardous storages, etc., in the City. 2,470 sites proposed for establishment of hazardous storages, trades, etc., were inspected by the department and necessary precautionary measures against fire were recommended in each case.

During the year under report extra curricular activities were undertaken such as, the Fire Prevention Week, sponsored by the State Government under the direction from the Central Government and the joining of the Brigade along with other organizations of fire services in the City for making the week a success. For the first time 12 candidates from National Fire Service College, Rampur (U.P.), were entertained for training in fire fighting for a period of three weeks, 28 candidates from the Aerodrome Officer, Bombay Air Port, were given training in the short term course of one month. Competition drills were also held and welfare activities, such as, annual athletic sports were also conducted.

There were three calls outside the City limits.

During the year Shri M. G. Pradhan, Chief Officer, Fire Brigade, continued to be on deputation to Government of India as Commandant, National Fire Service College, Rampur, for a period of 3 years from 19th May 1955.

The total number of calls within the limits of Greater Bombay received during the year was 9,571 of which 1,627 were for accidents, 1,628 for maternity cases and 3,799 for hire cases, removing in all 7,037 persons as against the corresponding figures of 6,854, 1,533, 1,581 and 3,740 in the preceding year. The figures show an increase of 2,717 calls over that of last year.

The total mileage covered by ambulance vehicles during the year was 69,971 as against 60,519, 50,655 and 47,035 in the previous three years. The total receipts on account of hire cases amounted to Rs. 27,934 including arrears of the previous year as against Rs. 25,661, Rs. 21,928, and Rs. 18,858 in the preceding three years.

The annual maintenance cost of the Fire Brigade Department including the ambulance service was Rs. 8.24 lacs.

26. During the year under report, the Department maintained 101 sites for public recreation, consisting of 19 Gardens, 4 Fountains, 3 Band Stands, 7 Traffic Islands, 5 Open Spaces, 58 Recreation grounds, 1 Statue and 4 Ornamental Box Hedges. Four new sites, viz., three recreation grounds each at 110 tenements, Sewr, near the Sion General Hospital and near Kolwada Station at Sion, and a band-stand at Shivaji Park, were added during the year. There were 14 Band Programmes, 28 Indian Vocal Music Programmes, 68 Orchestra Programmes and 435 Recorded music programmes at different gardens. In addition to this, music broadcast by the All India Radio was relayed every day in the Victoria Gardens between 5 P.M. and 7 P.M. through the Radio-Set installed thereat.

Victoria Gardens.—The Amusement Park, established in the north-east corner of the Victoria Gardens had to be closed temporarily from the last week of November due to a mishap to the Giant Wheel. Elephant, Camel and Pony Rides inside the Victoria Gardens which had proved popular among children visiting the gardens were continued during the year as before. Directed Children's Centres at the Victoria Gardens under the supervision of the Young Men's Christian Association and the Bombay Presidency Women's Council and Directed Play Centres for adults at various places, continued to be as popular as in the previous years. Special repairs and some new works were carried out at the Victoria Gardens including the pond for Hippopotamus and other public gardens at a total cost of Rs. 64,537.

An Open Air Theatre has been built in the Victoria Gardens during the year and was thrown open to the public from February 1957 on reasonable rental basis for Cultural programmes, etc., and has become a centre of attraction and interest to the general public.

In view of the various attractions provided at the Gardens the number of visitors thereat showed a marked increase over the preceding year.

Botanical specimens were supplied to educational institutions and student visitors from the colleges were conducted around. The class for training the students in gardening also continued functioning during the year under report.

During the year, the live stock in the Zoo increased by about 2 per cent. The total figure includes new births, purchases or exchanges made and presents received. Important acquisitions were a pair of sea-lions and a male Kangaroo.

During the year 541 wild animals and birds were treated in the Zoo-Hospital and 5 specimens of patho-bacteriological interest were examined at the Bombay Veterinary College Laboratory free of charge.

The Vegetable, Fruit and Flower Show could not be held during this year also.

The expenditure of the Gardens Department during the year amounted to Rs. 7.40 lacs as against Rs. 5.75 lacs, Rs. 5.45 lacs and Rs. 5.20 lacs during the last three years, while the income by sale of flowers and plants, etc., was Rs. 42,089 as against Rs. 46,237; Rs. 38,052 and Rs. 38,100 during the last three years.

27. The Museum was kept open to the public for 151 days as against 307, 302 and 305 days in the preceding three years. This was due to the fact that oil painting and urgent repairs were being carried out to the building from 8th September 1956 to 11th March 1957. The total number of visitors during the year was 5.6 lacs as against 10.80 lacs of the preceding year. During the year, 2,485 students from Primary and Secondary Schools visited the Museum as against 14,383 during the preceding year. The practice of keeping the Museum open on Wednesdays for ladies and children and parties of students only was continued during the year.

Victoria and Albert Museum.

During the year under review, 6 new show cases were prepared for better display of models showing Indian Costumes and two key-boards were prepared for safe custody of keys of showcases. The model of sugar cane cultivation was renovated and exhibited in two showcases. All the showcases were classified in different sections such as Cottage Industries, Ethnology, Fine Arts, etc., Two Ivory images of Hindu deities and one silver coin dated 1835 A.D. were purchased and exhibited at a total cost of Rs. 843.94.

6 Books were added to the Museum Reference Library, which continued to be popular with students of Art and History.

Reference service was tendered to 125 Reserach Students from Outside Bombay and to local visitors.

The amounts realised by the levy of an admission fee of 1/2 anna on 59 ticket days and by sale of 1,600 copies of the Victoria and Albert Museum Brochure came to Rs. 4,562.22 and Rs. 100 as against Rs. 8,449-5-0 and Rs. 187-8-0, respectively, in the previous year. These amounts were credited to the Special Fund called the Victoria and Albert Museum Fund.

The total expenditure on the maintenance of the Mseum during the year was about Rs. 75,000 as against Rs. 50,000 in the previous year.

28. During the year under report, the number of Libraries and Reading Rooms maintained was 18 as in the previous year.

Municipal Free Reading Room and Libraries.

With the approval of the Book Selection Committee, in all 1,054 books on various subjects and in different languages for the City and the Suburbs were purchased at an aggregate cost of about Rs. 2,677 as against 1,031,804 and 352 books at a cost of Rs. 2,709, Rs. 2,514-9-3 and Rs. 1,065, respectively, in the preceding three years. It is reported that more books could not be purchased for want of accommodation in the Library premises. The Standing Committee would reiterate their suggestion made repeatedly for the last many years for locating Municipal Libraries in more commodious premises wherein a sufficient number of books can be maintained for the benefit of the readers visiting the institutions. During the year under report, the Book Selection Committee consisted of (1) Principal, G. C. Bannerjee; (2) Shri N. G. Limaye ; (3) Shri C. L. Bakshi ; (4) Shri B. G. Joglekar ; and (5) Prof. N. A. Nadvi. The Standing Committee have great pleasure in recording their sense of appreciation for the valuable services rendered by them.

The total number of visitors to the Reading Rooms and Libraries situated in the City during the year was 2.62 lacs as against 2.57 lacs 2.33 lacs and 2.27 lacs during the preceding three years and in the Suburbs, 0.89 lac as against 0.83 lac and 0.41 lac in the preceding two years.

The cost of conducting the Libraries during the year amounted to Rs. 46,902 and the Income of the Department was Rs. 1,387, as against Rs. 44,573, Rs. 49,886 and Rs. 46,119 and Rs. 1,079, Rs. 1,210 and Rs. 1,349, respectively, during the preceding three years. The expenditure for running the three Libraries in the Suburbs during the year amounted to Rs. 6,104 and the income derived in respect thereof was Rs. 568 as against Rs. 4,674 and Rs. 5,033 and Rs. 384 and Rs. 683 in the previous two years.

29. Tenders were invited for the purchase of stores during the year in 197 cases as against 150, 136, and 170 in the previous three years and the number of Central Stores. contracts entered into for the various scheduled articles was 179 as against 186, 292 and 167 in the preceding three years. Besides these contracts, large quantities of materials like cement, iron and steel products were secured at controlled rates from authorized stockists. The value of stores and other materials purchased including articles received from other Departments on Return Stores Mema. during the year amounted to Rs. 100.14 lacs as against Rs. 68.01 lacs, Rs. 65.69 lacs and Rs. 58.87 lacs during the previous three years. The increase was mainly due to the purchase of cast iron and hume pipes, iron materials and cement, etc. Of the total purchases made, stock of the value of Rs. 77.46 lacs was of Indian Manufacture and the balance, viz., Rs. 22.68 lacs represented the value of foreign goods. During the year, 8 Import Licences were received for Fire Fighting Hose Sluice Valves, Tyres and spare parts for Water Meters, the total purchase value of which amounted to about Rs. 37 lacs.

During the year, about 24,517 tons of cement worth about Rs. 28.06 lacs were purchased. Likewise 2,236 tons of Iron Materials worth about Rs. 10.71 lacs, 1,76,112 R.ft. of Black and Galvanised Iron Pipes worth about Rs. 1.72 lacs, 1,89,962 R.ft. of Cast Iron Pipes worth about Rs. 30.71 lacs, 1,30,814 yards of cloth worth Rs. 0.95 lac were also purchased. This Department purchased foodgrains for the various Municipal Medical Institutions, the Conservancy Branch and the Gardens Department. Wheat, Nagli and Rice weighing about 6,575 Bengal maunds worth Rs. 1.32 lacs and 4,073 Bengal manuds of Grains (Bajri, Grams and Wheat Bran) worth Rs. 0.53 lac. The Department was also entrusted with the work of purchasing tea required by different Municipal Institutions during the year under report.

4,568 orders for the purchase of stores against 3,938, 3,855 and 4,943 in the preceding three years were placed with contractors and other dealers. Against these purchases and stock on hand, the consuming departments submitted 41,485 indents and sales mema. as against 41,466, 42,268 and 44,388 in the preceding three years. The total turnover of the department, viz., receipts and issues of stores, during the year was Rs. 195.25 lacs, as against Rs. 146.08 lacs, Rs. 138.78 lacs and Rs. 119.49 lacs in the preceding three years. At the close of the year, the department had on hand stores of the value of Rs. 24.31 lacs, as against Rs. 19.27 lacs, Rs. 29.34 lacs and Rs. 36.75 lacs in the preceding three years.

As in the preceding years, mixed scrap and other unserviceable articles received from different departments were sold by public auction but cast iron scrap was retained for the Municipal Foundary. The total amount realized by sale of scrap, etc., came to Rs. 1.22 lacs as against Rs. 0.78 lac, Rs. 0.32 lac and Rs. 0.44 lac in the last three years.

The Department was under reorganisation of Messrs. Ibccon Ltd., and various suggestions made by them were given effect to from time to time. The reduction so far made works out to 51.4 per cent. of the total reduction. The reorganisation of this department has, however, been treated as closed as per Standing Committee Resolution No. 1710, dated the 21st November 1956.

30. During the year 37474 licences and permits were issued as against 37,217, 36,721 and 36,672 in the previous three years. The amount of fees recovered therefrom came to Rs. 12.33 lacs as against Rs. 11.29 lacs, Rs. 9.99 lacs and Rs. 10.29 lacs in the preceding three years. At the end of the year, an amount of Rs. 1,71,205 was outstanding as against the outstandings of Rs. 1,86,251-12-0, Rs. 97,896 and Rs. 75,780, for the previous three years. It is reported that out of these outstandings, an amount of Rs. 1,38,479 has already been recovered. The total licence fees will thus be Rs. 13.72 lacs as against 12.55 lacs for the previous year. The number of permits and licences was 37,474 as against 37,217 during the preceding year.

During the year, licences with provision for renewal on the same form for five years were issued resulting in considerable saving in money and energy.

The total number of permits issued for exhibiting sky-signs, advertisements, etc., was 3,718 realising Rs. 4.22 lacs as revenue. The corresponding figures for the last three years were 3,800 3,645 and 3,592 permits and the amount of the fees collected came to Rs. 4.24 lacs, Rs. 4.16 lacs and Rs. 4.80 lacs, respectively.

The Department instituted 4,155 prosecutions for offences under Sections 328, 328A, 394 and 412-A of the Bombay Municipal Corporation Act, as against 4,737, 6,693 and 4,015 during the previous three years. The total amount of fines inflicted was Rs. 0.19 lac only as against Rs. 0.16 lac, Rs. 0.20 lac and Rs. 0.41 lac, in the previous three years, respectively.

The number of squatters and hawkers licences issued during the year was 40,727 and the earnings therefrom amounted to Rs. 4.07 lacs as against 37,873, 26,202 and 30,392 fetching Rs. 4.06 lacs, Rs. 4.30 lacs and Rs. 3.75 lacs, respectively during the preceding three years.

Going through the report, it is observed that the amount outstanding from squatter licence fees on 31st March 1956 was Rs. 0.46 lac as against Rs. 0.22 lac, Rs. 0.16 lac and Rs. 0.55 lac in the previous three years.

As a result of the decision taken in July 1956, no new reserved areas are to be created and no new licences excepting itinerant hawkers licences are to be ordinarily issued.

The total revenue of the Department during the year was Rs. 24.18 lacs as against Rs. 23.33 lacs, Rs. 20.23 lacs and Rs. 20.94 lacs in the previous three years.

31. The total number of establishments under the various categories excluding Administration of Shops and Establishments Act of 1948. Theatres etc., on 31st March 1957, was 94,884 as against 91,230, 86,129 and 82,348 in the previous three years.

2,006 complaints were received in addition to 46 pending from the preceding year, out of which 1,991 were investigated, leaving 61 complaint pending at the close of the year. 402 mass raids against 448, 367 and 200 in the preceding three years, were carried out upto the end of the year. The number of visits and revisits paid to different types of establishments was 69,266 of which 56,082 were to shops, 7,899 to commercial establishments, 4,885 to restaurants and eating houses, 285 to residential hotels and 115 to theatres, etc. The corresponding figures of the previous year were 55,470, 8,434, 7,316, 275 and 107, respectively.

At the beginning of the year 747 prosecutions were pending, while 5,276 new prosecutions were instituted during the year, making up a total of 6,023. Of these prosecutions 4,930 resulted in convictions, 78 in acquittals while 23 cases were withdrawn. The number of cases pending at the end of the year was 938. The corresponding figures for the previous year were 708, 4,840, 5,548, 4,764 and 11,26 and 747. The total amount of fines realized was Rs. 1,71,566 giving an approximate average of Rs. 34-12-10 per case, as against Rs. 1,50,818 and Rs. 31-10-6, respectively, in the previous year.

Total expenditure incurred in administering the Act during the year was Rs. 2,05,342-11-5, against which the Government grant-in-aid was Rs. 1,49,198 for meeting the part of the expenditure incurred during the year 1955-56. The corresponding figures in the previous year were Rs. 1,92,253-14-10 and Rs. 1,17,253, respectively. While furnishing the figures for the year 1955-56 it was again pointed out to Government that in entrusting the administration of the Payment of Wages Act, 1936, with effect from 1st April 1955, the expenditure to be borne by the Corporation on that account had increased and they were requested to consider the said factor while assessing the grant-in-aid. It is, however, evident from the grant-in-aid sanctioned by Government that they have not so far taken any steps in this direction. The Standing Committee is, therefore, of opinion that this recurring financial burden on Municipal Funds should be done away with by handing over the entire administration of the Act to the State Government at an early date.

The total income from the Registration fees and fines realized during the year under report was Rs. 15,659-7-9 and Rs. 1,71,566, respectively, as against Rs. 15,145-10-0 and Rs. 1,50,818, respectively, in the previous year.

The administration of Theatre Tax Section continued to function under the control and supervision of the Chief Inspector, Shops and Establishments, for purposes of recovery of the Theatre Tax. The rates sanctioned by the Corporation for the levy of Theatre Tax for the year 1956-57 were the same as those for the previous year. A rebate of 12½ per cent. and 20 per cent. for Class I and Class II Cinema Theatres, respectively, was allowed on certain conditions, as before. There were in all 30 Class I and 27 Class II Cinema Theatres and the Tax was, generally, paid regularly. Re-classification of 3 Class II Cinema Theatres as Class I and of 2 Class I Cinema Theatres into Class II during the year under report, resulted in the augmentation of Revenue by about Rs. 3,000.

The tax was also received in respect of various Dramas, Dances, Variety Entertainment Programmes, etc., held at different Halls and Theatres or places hired out for the purpose where admissions were on payment. Exemption from payment of the Theatre Tax was granted in respect of performances held for the benefit of *bona fide* charities or for the uplift of cultural and educational activities.

The total income derived during the year by way of Theatre Tax was Rs. 5.75 lacs as against Rs. 5.64 lacs, Rs. 5.39 lacs and Rs. 4.91 lacs in the previous three years. The total expenditure incurred was Rs. 17,583-1-0 (exclusive of Provident Fund, etc., contributions).

480 complaints pertaining to the Payment of Wages Act, were received, of which 232 were amicably settled, in 7 cases investigation could not be carried out for want of correct name, address, etc., 16 cases did not fall within the purview of the Act, 5 cases were filed by the department before the Authority under the Payment of Wages Act, in 6 cases the complainants sought redress direct with the authority appointed under the Act, in 8 cases with the Labour Commissioner while in 125 cases investigations revealed that the same were either fictitious or had no sufficient evidence to contemplate action. The rest of the complaints either did not fall within the purview of the Act or the information furnished by the Complainants was inadequate to enable this office to proceed with the cases.

32. Total receipts of the department during the year was Rs. 38.98 lacs against Rs. 39.63 lacs in the previous year, showing a decrease of Rs. 0.65 lac which was due to the large amount held in deposit pending final adjustment.
- Markets.

The number of Municipal markets during the year was 21 (*i.e.*, the same number as in the previous year) including a squatters' Area at Parel Village and the Plantain Market at Byculla. The net receipt amounted to Rs. 18.48 lacs as against 18.66 lacs in the preceding year, thus showing a decrease of Rs. 0.18 lac only.

The average percentage of vacant stalls per quarter was 7.45 against 8.9, 7.07 and 6.6 respectively in the preceding three years. The total receipts from stallage charges, squatter fees, licence fees, etc., in respect of all Municipal markets amounted to Rs. 26.5 lacs as against Rs. 26.6 lacs, Rs. 26.02 lacs and Rs. 24.81 lacs in the preceding three years. During the year under report, works of repairs, improvements, extensions, etc., to several Municipal markets were carried out. The work of collecting fees at Arthur Crawford Scale-shade continued to be carried out departmentally and the revenue collected therefrom amounted to Rs. 4.62 lacs as against Rs. 4.97 lacs, Rs. 5.49 lacs and Rs. 4.59 lacs realized in the preceding three years. The fall in revenue is due to reduction in the number of orange and sweet-lime parcels received in the market because of the damage caused to the fruit crops in the producing areas by unseasonal rains and inclement weather. Considerable improvements were effected at several Municipal markets. The Clock Tower at the Arthur Crawford Market was provided with new glass dials and electric lights and put in commission. A public telephone booth was also installed thereat. Old purveying shops were demolished and accommodated in the old cold storage building resulting in increased accommodation having been made available for wholesalers on the Scale shed. A complete new fruit section consisting of 143 stalls and 15 *bhattis* at a cost of about Rs. 1.62 lacs was added to the Gold Mohur Castle Market.

The number of private markets during the year was 23 against 22, 21 and 22 in the previous three years. There was only one private Slaughter House. The number of outside meat shops was 187. The licence fee realized was Rs. 0.39 lac and Rs. 0.14 lac, respectively.

The number of outside meat shops was 187 as against 188, 189 and 188 in the previous three years. An amount of Rs. 0.14 lac was realized by way of fees as against Rs. 0.14, Rs. 0.14 and Rs. 0.12 lac in the preceding three years.

Special efforts were made to detect and prevent the smuggling of animals and contraband meat and unauthorised slaughter as also in sanitation and congestion in markets.

During the year the total quantity of unwholesome articles of food, such as, meat, fish, fruits, vegetables, etc., including contraband meat seized and destroyed was 8.30 lacs lbs. as against 6.17 lacs lbs., 4.37 lacs lbs. and 5.01 lacs lbs. in the previous three years. This year thus shows a sudden rise in the total quantity of unwholesome food destroyed.

The total number of animals brought to the fair ground at the Bandra Slaughter Houses during the year was 17.04 lacs as against 16.32 lacs, 14.71 lacs and 14.11 lacs in the previous three years.

The approximate weight of dressed carcasses meat of buffaloes and cattle was 7,423.4 tons as against 7,008½ tons in the previous year, while that of sheep and goats was 10,336 tons as against 10,193 tons during last year. The quantity of meat from pigs was 303.26 tons.

The total number of animals slaughtered during the year was 12.32 lacs as against 12.13 lacs, 13.80 lacs and 13.22 lacs during the previous three years.

The improvements effected during the year under report were (i) provision of over 400 Stainless Steel Hooks in the Beef Section to facilitate the hoisting of carcasses; (ii) installation of powerful 3,000 candle watt light in the 'Mundi' ground with a view to improving

lighting of the Bandra Slaughter Houses ; (iii) Availability of First-Aid chest for the use of the workers at the Slaughter Houses ; and (iv) Removal of offals from day to day at night time, with a view to mitigating the vulture nuisance at the Bandra Slaughter Houses.

33. *Outstanding Activities.*—To counteract the effect of diphtheria, incidence of which has increased during recent years, the scheme for active immunization with P. T. A. P. started last year was intensified, at Municipal Maternity Homes for the benefit of infants and children. The mobile squad continued to take samples of food by surprise raids and the scheme sanctioned for the examination of food-handlers was taken in hand. Costly drugs and injections have been provided at the Municipal General Dispensaries for the benefit of the patients. The leprosy control problem in Greater Bombay has now been dealt with under the Greater Bombay Leprosy Control Scheme.

Birth and birth rate.—The number of live births recorded during the year was 64,835 which was less by 1,740 than the number for the previous year 66,575. Of the registered births, 33,359 were males and 31,476 females giving a proportion of 105 males to 100 females. The birth rate was 27.8 per 1,000 of the population as against 28.6 in the preceding year. The number of still births was 2,778 or 4.3 per cent. of live births.

Deaths and death rate.—The total number of deaths registered from all causes during the year was 27,759 as against 28,108 and 32,008 in the previous two years. It was less by 7,550 than the average annual mortality of the last ten years and by 4,687 than the mean mortality of the preceding five years. According to the Census population, the death rate per 1,000 living persons worked out to 11.9 as against 12.1 and 13.7 in the last two years. Of the total 27,759 deaths 15,820 were among males and 11,939 among females. The excess of deaths amongst males may be ascribed to preponderance of males in population. The death rate among females was, however, higher than among males, the male death rate being 10.7 and the female death rate 14.1 against 10.6 and 14.5, respectively, in the preceding year. As in the previous years, the diseases of the respiratory system were responsible for the highest death rate of 2.2 per 1,000 of the population. A large proportion of deaths from respiratory diseases occurred among children and infants under 5 years of age. Congenital debility and diseases of early infancy constituted the next most fatal group, giving a death rate of 1.5. The causes coming next on the list for the year were old age 1.3 and Tuberculosis 0.9.

Deaths amongst infants under one year of age was 7,152 against 7,897 and 2,027 less than the annual average of the previous decennium. The infant mortality rate for the year was 110.3 per 1,000 of live births as against 118.6 in 1955.

Maternity and Child Welfare.—During the year under report the main clinics at the five maternity homes were kept functioning throughout the year. The ten subsidiary clinics were kept open twice a week as before. Aid was given to the poor mothers in the form of jaggery, ghee, milk, etc. Milk distribution scheme was continued with the object of giving aid to poor and under-nourished women attending Municipal maternity homes. The number of cases admitted in these Homes was 11,987 against 10,794 and 11,308 in the preceding two years, while the number of confinements was 9,034 as against 10,169 and 9,622 in the previous two years.

Social services in the shape of ante-natal care, care at birth, care during infancy and pre-school life were rendered to the public through the five Maternity Homes under the charge of Lady Medical Officers with a staff comprising nurses and Health Visitors. The Health Visitors paid 37,738 visits in various districts against 45,401 and 43,173 in the previous two years. The Health Visitors also attended 3 cases of confinements at homes as against 45 in the preceding year while the Medical Officers personally visited 2,479 cases as against 2,306 cases in the previous year.

With a view to controlling maternal and infant mortality, advice and instructions in spacing births were given confidentially by qualified lady-doctors to married women strictly on medical grounds at the 18 Family Planning Clinics. Health Visitors assigned for this work paid domiciliary visits to mothers for carrying on follow-up work and propaganda amongst mothers. The total number of attendance at the clinics was 7,942 as against 6,322 and 6,782 in the preceding two years. It is gratifying to note that this scheme is becoming more and more popular among the women particularly of the low-income group.

The maternal mortality rate recorded during the year was 1.0 as against 1.0 and 1.1 in the previous two years. Investigation into maternal mortality was completed during the year.

Infectious Diseases.—The total number of cases of infectious diseases reported during the year was 7,909 as against 8,461 in the preceding year, which shows a welcome drop. Of these 7,909 (98.3 per cent.) as against 8,461 (98.3 per cent.) in the previous year were from the District Registrar and 146 (1.7 per cent.) against 81 (0.6 per cent.) in the last year were from

medical practitioners. There were no cases of Plague and Cholera. Small-pox caused 198 attacks (including 24 imported) and resulted in 50 deaths and Enteric Fever caused 2,097 attacks (including 206 imported) with 247 deaths. Diphtheria caused 2,897 attacks (including 262 imported) and 123 deaths.

During the year 38 persons were inoculated against Plague, 34,533 against Cholera and 1,74,327 against Enteric Fever as against 2,23,903 and 2,20,319, respectively, in the preceding year. Primary Vaccination and revaccination against Small-pox done during the year were 69,146 and 2,17,940 respectively, as against 67,861 and 2,87,104 respectively, in the preceding year.

General Sanitation.—The principal causes contributing towards the insanitary conditions in some parts of the City were insufficiency of sewers, continuance of the basket privy system and high density of population per acre. There are some practical difficulties, such as, absence of proper accesses, etc., in the way of rendering adequate conservancy service as regards collection, removal and disposal of refuse and also of shortage of water supply. There were 950 basket privies to be still converted into W.C.s on full-flushing system which, it is reported, were kept pending due to impending Town Planning Schemes. The routine inspection of dwellings to find out sanitary defects was made by the Medical Assistants and Sanitary Inspectors under the general supervision of Assistant Health Officer.

Health Education and Propaganda.—Health Education was carried out among children by Medical Officers and School Health Nurses which aimed at inculcating healthy habits among children. Routine health talks on simple personal hygiene were given to the children in schools. During the year 198 and 802 talks were given by Medical Officers and School Health Nurses in order to achieve the above object.

Ailing children were visited and revisited at their homes by the School Health Nurses as per directions of Medical Officers, when they imparted instructions wherever found necessary to parents of ailing children as regards their care, diet, etc. 2,442 visits and 606 re-visits were paid during the year. In this way the possibility of recurrence of the disease was minimised.

Insecticidal Service.—Due to vigorous steps taken to control fly- nuisance by regular spraying and dusting of actual and potential fly-breeding places, the nuisance from flies was further reduced during the year. The use of 'Tifa' Unit was continued during the year and the insecticide fogging operations were carried out in many lanes and by-lanes in the City. Looking to the magnitude of the work, it is imperative that the service requires to be further intensified.

Malaria.—Malaria was registered as the cause of 3 deaths as against 5 and 16 in the preceding two years. 4 deaths were ascribed to Ague and Remittent Fevers as against 8 in the preceding year. The number of clinical cases treated at the Municipal dispensaries was 12 as against 47 and 67 in the previous two years. Out of 2,125 wells in the City on 1st January 1956, 1,660 were hermetically sealed with cement concrete covers and 465 were open or partially opened wells. Out of the latter 411 were retained, 38 were 'Jack' wells and remaining 16 were under action. Campaign against Aedes Aegypti mosquitoes, the Vector of Yellow Fever was continued throughout the year. The stegomia index did not show anything more than 2 per cent. which was considered as safe. Anti-malaria drugs were made freely available to the public through the Municipal dispensaries. Notices were issued against the owners to keep their compounds free from breeding mosquitoes as a precaution against the disease.

34. The number of new cases treated at the 27 dispensaries and one mobile dispensary was 3,85,554 (2,10,624 males and 1,74,930 females) as against 3,50,918 and 3,36,519 in the previous two years. In addition to the above dispensary work, women's and children's clinics were conducted by three part-time lady doctors at 6 Municipal dispensaries in the City thrice a week. The number of new cases treated at these dispensaries was 7,490 as against 6,885 in the previous year. The total attendance numbered 19,58,581 as against 17,05,574 in the previous year. These figures include the visits of lady doctors to patients at their homes.

The Municipal Eye Dispensary and Hospital at Kamathipura were attended by two Honorary Medical Surgeons by turns throughout the year. The Hospital has an accommodation for 6 beds each for males and females with an operation theatre and full time resident Nurse. The total attendance of patients was 86,956 as against 87,876 and 83,113 in the previous two years. The total number of new cases treated was 11,675 as against 12,542 and 11,583 in the previous two years. The number of indoor patients among the new cases treated and total attendance of indoor patients were 209 and 3,200, respectively. The question of increasing bed accommodation at this hospital requires urgent consideration.

Leprosy.—The control of Leprosy in the City was exercised as before through the Acworth Leprosy Home, Wadala, with an accommodation of 396 beds. In the absence of a Municipal Institution for the isolation and treatment of cases suffering from this foul disease, this Home has been doing invaluable work for over 50 years. In addition to this, the institution conducts a well-equipped out-patients, clinic. Almost the whole cost of the maintenance of this clinic is borne by the Corporation.

The average daily attendance of patients was 248.4 and the total number of new cases treated at the clinic was 2,689 as against 2,626 and 2,294, respectively, in the previous two years. The accommodation of 396 beds (284 for males and 112 for females) for the isolation of leprosy patients was the same as in the previous year.

The Seven Health Visitors, one appointed by the Home and 6 by the Municipality, (including 1 for Suburbs) paid visits to the houses of patients first 1,106 and subsequently 3,152 as against 958 and 5,195 respectively, in the preceding year. The Medical Assistants in charge of Municipal free dispensaries attempted detection of early cases of leprosy for which they have been specially trained. The number of such cases detected and treated at Municipal dispensaries free was 32. A leprosy clinic was started at dispensary at Worli.

The leprosy control problem in Greater Bombay has now been dealt with under the Greater Bombay Leprosy Control Scheme. Five clinics were opened from 1st November 1955, four in the City and one in the Suburbs, for the diagnosis and treatment of leprosy. 2 doctors, 5 health visitors, 3 ward-boys and an experienced clerk were appointed under the scheme, the expenditure being shared equally by Bombay Municipal Corporation, the State Government and the Gandhi Memorial Leprosy Foundation, Wardha. The capital expenditure on account of building, etc., is being borne by the Municipality.

35. There were three T. B. clinics for outdoor patients attached to the Group of T. B. Hospitals. T. B. Hospitals at Sewri where cases in primary and advanced stages received institutional treatment. The total number of beds at these Hospitals was 458 (270 for males and 188 for females in addition to 100 beds at the Sarvodaya Hospital at Ghatkopar), as against 358 in the previous year, 100 beds having been added during the year, in the advanced Section of the Hospital. Each clinic is managed by well-qualified staff and is equipped with appliances necessary for treatment of patients. The total number of patients in various stages of Pulmonary Tuberculosis treated during the year was 3,123 (including 323 of the previous year) as against 2,778 during the previous year. Of these, 3,123 cases, 2,239 were discharged as improved, 15 discharged as not improved, 22 were non-Tuberculosis cases, 155 left prematurely against the advice, 245 died and 447 (258 males and 189 females) remained under treatment at the close of the year. The largest number of admissions was within the age groups between 20 and 25 years as against 20 and 30 in the previous year. Mortality figures also reveal high incidence in the same age groups. The total number of surgical operations performed on patients was 668 as against 692 in the previous year.

The follow up of discharge patients and giving them A. P. and P. P. refills were continued as before. The total number of such A. P. and P. P. refills given during the year were 326 and 30,640 as against 909 and 26,239, respectively, in the preceding year. Some of the patients attended the Hospitals for follow up continuously for over 3 years. There were 770 new admissions to the out-door A. P. and P. P. Refill Department during the year as against 909 in the previous year. Tuberculosis took a toll of 2,425 lives and the death rate of T. B. was 0.9 as against 2,184 deaths and 0.9 death rate in the previous year.

The total expenditure incurred during the year on the Group of T. B. Hospitals was Rs. 9.32 lacs approximately as against Rs. 7.97 lacs in the previous year. The average cost per patient per day was Rs. 6-5-9 as against Rs. 6-7-6 in the previous year.

The Poor Box Collections including fees for medical certificates issued during the year amounted to Rs. 7,868-14-9 and a sum of Rs. 4,585-8-0 was spent on medicines, injections, etc., administered to poor patients. A regular monthly donation of Rs. 100 from the British India Steam Navigation Company, Ltd., was continued during the year. The Standing Committee, while thanking the Company for their donation sincerely hope that more donations of this type would be forthcoming to supplement Municipal efforts in eradicating this disease.

36. For combating Venereal Diseases, free medical facilities, both preventive and curative, were continued as in the preceding year. During the year, 18,354 cases were treated at the Clinics as against 17,469 and 18,281 in the previous two years. Of these 15,879 were males and 2,475 were females. For prophylaxis, 22,479 persons attended the eight municipal prophylactic centres as against 22,478 and 20,565 in the previous two years, the average daily attendance for treatment and prophylaxis being 776.2.

Personal prophylaxis was given at eight Municipal free prophylactic centres. The centre at Bellasis Road was kept open day and night and others from 6-30 P.M. to 2-30 A.M. The average daily attendance at the Clinic was 776.2 as against 625.2 in the previous two years.

The Medical Officer in charge of ante-natal and post-natal Clinics sent 966 samples of blood for investigation of Syphilis. Out of these 88 (56 A.N.C. and 32 P.N.C.) gave positive results for Kahn or Wassermann Tests and of these 60 attended the clinic for treatment during the year.

Medical persons desirous of learning the methods of diagnosis and treatment of venereal diseases were given necessary facilities at the clinic.

37. Health Education and Propaganda. Health propoganda drive was carried on both in the City and the Suburbs through all the popular and modern publicity media. During the year, the section organised important activities such as health exhibitions and health education film shows on various health subjects, in addition to organising health weeks and cleanliness campaigns. Municipal schools sent the itinerary exhibits. It also helped the vaccination and inoculation staff of the Health Department with micro-phonetic talks persuading people to accept vaccination and inoculation, etc. It also attended to the work of preparing and distributing health education material in the shape of posters, show-cards, leaflets, models and other types of exhibits. Other publicity work of the department included press notes, slide releases, talks from mobile vans.

38. School Health Work. During the year 4 additional temporary Assistant Medical Officers were appointed with a view to examine all children of I and III standards in the Municipal Schools. In all 42,472 pupils (22,812 boys and 19,660 girls) attending Municipal Schools and Classes as against 43,941 in the previous year were medically examined. Of those examined, 35,326 were found suffering from one or more physical ailments. The total number of defects noted amongst them was 75,317. The Honorary Physicians visited one school and examined 163 children (90 boys and 73 girls) of whom 140 were found defective. The total number of defects noted against them was 367. Reports about their ailments were sent to their parents and guardians. However, only 22,230 pupils were treated for defects at the Municipal School Clinics as the parents of the remaining pupils either did not agree for such medical treatment or did not reply to the written requests made in this respect. The Medical Officers interviewed 619 parents and explained to them the necessity of rectifying the defects in their wards by attending clinics and dispensaries.

Minor ailments among the children were treated at the nearest municipal dispensaries, while cases with major ailments were treated at the School Clinic at the K. E. M. Hospital which is now found quite inadequate for treatment of more than 2,000 children annually. Only 889 new and 5,309 old cases requiring immediate attention were, therefore, examined and treated at the clinic and of these 582 were shown to the Honoraries of the out-patients Department for expert opinion. Each Municipal school was supplied with a first-aid outfit. 58 children suspected to have leprosy infection were directed to the Acworth Leprosy Home for examination. Of them 14 were found positive and were prevented from attending schools. 13 children did not present themselves for the examination at the Home. 26 children were declared negative and 5 cases were kept under observation. 401 took treatment at the Municipal dispensaries. 59 cases of enlarged spleen were taken to various Municipal dispensaries for blood smears. 57 children with errors of refraction were supplied with spectacles free of charge. 622 children suffering from scabies, ring-worms and boils were treated in the schools by the School Medical Officers. 133 tonsil and other operations were performed at the School Clinics. Two cases of rat bites and one of dog bite were treated at the School Clinic. 83 suspected cases of T. B. were screened at the Princess Street T. B. Clinic out of which 2 were found positive and they were admitted at the Group of T. B. Hospitals at Sewri for treatment. 412 children with dental defects were treated at the Nair Hospital Dental College. 198 and 802 health talks on subjects of personal hygiene were given to pupils, respectively, by the Medical Officers and the School Health Nurses, in order to inculcate healthy habits. The latter also visited and revisited 2,442 and 606 ailing children, respectively, at homes and gave necessary instructions to their parents as regards their care and diet.

In the first quarter, due to inadequate supply of milk only 36,870 certified under-nourished children could be given 8 oz. of pastuerised toned milk each along with snaks and additional certified children ranging from 5,190 to 6,600 were catered with snacks only. Snacks in the form of either *Chikki* and fruits were also given to these children to supplement the milk diet. To assess the improvement in the health of school children as a result of the scheme a rapid nutritional survey was conducted by the staff of the Nutrition Department of the Bombay Government in selected schools. The result of the survey is awaited.

Under the Sunday Milk Scheme inaugurated in the year 1955, children under 12 years of age, irrespective of whether schooling or not were catered with 8 oz. of toned pasteurised

milk each. The scheme was progressing and 1,56,240 children were catered with milk at 63 centres on Sundays only till the end of the year.

The total expenditure incurred on (1) Medical inspection and treatment of school children and (2) on the milk scheme were Rs. 1.63 lacs and Rs. 9.16 lacs, respectively.

39. The Hospitals have a total accommodation of 314 beds of which 186 are in the Small-pox unit, 114 in the General Unit, while 14 mosquito proof beds
City Fever Hospital, Arthur Road. (Ward No. 8) were reserved for Yellow Fever cases. Except Tuberculosis and Leprosy, patients suffering from other infectious diseases are admitted to the Hospital. The total number of patients during the year was 14,431 as against 12,316, 12,304 and 9,802 in the preceding three years, the daily average of admission being 462 as against 428, 453 and 356 in the preceding three years. Of the total number of patients, 2,492 and 3,418 and 227, respectively, suffered from Enteric Fever, Diphtheria and Small-pox. The cost per patient per day was Rs. 7-15-5 as against Rs. 7-14-8 in the preceding year.

The total expenditure during the year was Rs. 13.48 lacs as against Rs. 12.36 lacs and Rs. 12.42 lacs in the preceding two years.

40. The bed accommodation in the Hospital continued to be the same as in the past year, viz., 550. The 550 beds were distributed amongst men, women and children patients as 365, 145 and 40, respectively. The accommodation was fully occupied throughout the year and there was constant over crowding in the wards ranging from 40 to 300 per cent. The total number of in-patients admitted during the year was 23,874 against 21,732, 20,895, and 19,257 in the previous three years. The daily average number of in-patients was 758.7 against 718.9, 692 and 636.68 of the previous three years. The maximum number of in-patients on a single day was 856 as against 792 for the previous year, thus making their nursing and medical care extremely difficult. The average number of days each patient was resident was 11.6 against 12.04, 11.71 and 12.03 in the last three years. The total number of operations performed on in-patients was 9,607 against 9,750, 9,734 and 8,186 in the preceding three years. Of these in-patients 6,405 were cured, 9,844 were discharged or relieved, 5,675 left the hospital against medical advice or were otherwise discharged and 1,956 died (exclusive of 4 still-born) leaving a balance of 703 at the end of the year. The average cost per in-patient per day was Rs. 8.06 as against Rs. 8-3-11, Rs. 8-8-2 and Rs. 8-12-6 in the previous three years. The average cost per in-patient admissions showed a slight decrease being Rs. 96.59 as against Rs. 96-12-7, Rs. 102-10-10 and Rs. 108-0-4 in the preceding three years. Out of 1,956 deaths as many as 669 died within first 24 hours of admission, 511 after 24 hours but within 3 days and 776 after 3 days.

The total number of new out-patients treated was 1,91,071 against 1,75,145, 1,82,265 and 1,75,995 in the preceding three years, showing an increase of 15,926, 8,806 and 15,076 patients, respectively. The daily average number of new out-patients was 722.12 against 653.3, 681.2 and 675.6 in the preceding three years, while the daily average number of out-patients attendance worked out to 2,324 against 2,053, 2,145 and 1,955 in the previous three years. The total number of out-patients attendance including casualty patients during the year came to 6,84,459 against 6,10,345, 6,37,637 and 5,79,505 in the preceding three years. The highest number of out-patients attendance on any one day was 3,464 as against 2,761, 3,016 and 2,571 in the preceding three years. While new out-patients admitted on a single day was 888 as against 747, 799 and 703 in the preceding three years. The total number of operations on out-patients during the year was 29,844 against 29,363, 26,578 and 20,339 in the previous three years. The average cost per out-patient attendance during the year was Rs. 1.19 against Rs. 1-5-1 Rs. 1-4-2 and Rs. 1-5-10 in the previous three years while the average cost per out-patient's admission was Rs. 3.12 against Rs. 3-4-7 Rs. 3-3-2 and Rs. 3-1-3 in the preceding three years.

The Poor Box Charity Fund from which relief was rendered to poor patients, continued to give relief and comforts to deserving patients which ordinarily could not be given out of the Municipal Fund. An amount of Rs. 51,345-4-6 as against Rs. 52,893-15-0, Rs. 41,907-10-6 and Rs. 33,734-11-0 in the previous three years was spent for affording relief to poor patients out of the Charity Fund.

The Gift Shop started for the convenience of patients as well as the Physiotherapy Centre and School, Occupational Therapy Centre and School, Prophylactic Immunization Centre, Family Health Centre, Pharmacological Laboratory, Ambulance Division, Recreation Room and Library for patients, and the Co-operative Credit Society carried on their work in their respective spheres satisfactorily.

The Medico-Social Service Department which was started in September 1954 continued to render valuable help to the needy patients. It helped much in finding out social, economic and environmental factors associated with the onset of diseases.

Dr. Jivraj N. Mehta Pharmaceutical Laboratory, attached to the Hospital, manufactured many injectables and carried on analytical work during the year. The Blood Bank worked satisfactorily and during the year blood transfusion was given in many cases.

Total expenditure incurred during the year for the maintenance of the Hospital was Rs. 29.11 lacs as against Rs. 27.62 lacs in the previous year.

41. The bed accommodation in the Hospital continued to be 350 (300 non-payi
Municipal General Hospital Slon and Bal Annapurnabal Deshmukh Hospital for Women. 16,926, 15,528 and 14,018 during the preceding three years. The highest number of in-patients on a single day was 433. The daily average number of in-patients was 405.2 as against 387.6, 372.0 and 350.5 in the preceding three years which shows an encouraging increase in the popularity of this institution. The average number of days each patient was resident was 7.8 as against 8.35, 8.7 and 9.5 in the preceding three years.

The total number of in-patients treated was 19,253 including 380 of the previous year. The number of maternity and gynaec cases were 7,517.

The total number of operations performed on in-patients was 5,751 as against 5,190, 4,518 and 4,013 in the preceding three years. The average cost per in-patient on diet per day was Rs. 1-0-4 as against Re. 0-15-6, Re. 0-14-6 and Re. 0-15-5 in the preceding three years.

The total number of new out-patients was 1,02,146 with a daily average of 330.5 as against 90,611 and 292.29 respectively, in the preceding year and 77,718 and 249.8 in they ear preceding the last. The total number of old out-patients attendance was 3,41,380 with a daily average of 1,104.7 as against 2,98,238 and a daily average of 962.05 in the preceding year and 3,48,156 and a daily average of 1,119.4 respectively, in the year preceding the last. The highest number of out-patients attendance on a single day was 2,413 as against 2,442, 2,452 and 2,297 in the preceding three years. The total number of operations performed on out-patients was 6,986 as against 6,223, 5,489 and 4,499 in the preceding three years. 20,553 accident and other emergency cases were treated in the Casualty Department as against 18,299, 17,300 and 16,931 in the preceding three years.

The Paying Bed Scheme started from 1st September 1951 is working satisfactorily. The number of patients admitted in the General and Special rooms during the year was 1,643 as against 1,239, 1,413 and 1,337 in the preceding three years. 259 major and 338 minor operations were performed on paying patients, as against 267 and 164, respectively, in the previous year.

The Pathological and Bacteriological investigations in respect of 27,952 in-patients and 32,107 out-patients were carried out in the Laboratory of the Hospital as against 35,075, and 12,632, 44,791, and 27,215, 31,520, and 17,730, respectively, in the preceding three years. 188 autopsies were also performed during the year.

The Medico-Social Service Department was started from 1st August 1956 and has been rendering valuable services to the needy patients.

The Hospital has an up-to-date library with latest publications on modern medical, etc., science. 44 additional books on various subjects were purchased and 18 books were received as donation bringing the total to 505 books.

The Poor Box Fund at the close of the last year was Rs. 98,831-8-8 as against Rs. 98,831-8-8 in the previous year. During the year, a sum of Rs. 56,559-8-4 was collected in the Charity Boxes and by way of donations and the expenditure amounted to Rs. 39,299-5-3. A balance of Rs. 1,16,091-11-9 remained in the Poor Box Fund at the close of the year.

Nurses Training School.—25 students were admitted for training in midwifery course and all were declared successful. Two of them stood first in the whole State of Bombay in the examination held in May 1956 and February 1957.

This Hospital has been attached to the Topiwala National Medical College for clinic instructions to under-graduate students. The Hospital continues to be affiliated to the University of Bombay and to the College of Physicians and Surgeons of Bombay for postgraduate as well as under-graduate students.

42. The Hospital has an accommodation for 330 beds distributed among men, women and children patients as in the last year. The accommodation was fully occupied throughout the year. There were often extra pateitns over the scheduled number in the Hospital and on many occasions they had to be accommodated on the floor for want of adequate beds. The total number of in-patients admitted was 13,650 against 13,444, 12,767 and 12,113 in the previous three
[Bal Yamunabal L. Nair Charitable Hospital.

years. The daily average number of in-patients was 361.57 against 347.96, 348.13 and 322.27 in the previous three years. The highest number of in-patients treated on a single day was 424 against 395 in the previous year. On an average, each patient was resident for 9.69 days against 9.45 and 9.69 in the previous years. The total number of in-patients treated was 13,982 including the balance of 332 of the previous year of whom 6,305 were cured, 3,035 were relieved, 3,307 left the hospital against medical advice or were otherwise discharged, 971 died and 364 remained at the close of the year. The average cost per in-patient per day was Rs. 7-2-2 against Rs. 7-11-7, Rs. 7-8-9 and Rs. 8-6-4 during the preceding three years.

The total number of out-patients treated was 2,70,463 against 2,66,039, 2,63,107 and 2,43,429 in the preceding three years and the average number of out-patients' attendance per day was 922.31 against 891.32, 882.38 and 814.87 in the preceding three years. The highest out-patients attendance on a single day was 1,394 against 1,366, 1,394 and 1,250 in the preceding three years. The highest number of new patients admitted on a single day was 515 and of the old cases treated was 909 during the year under report. The average cost per out-patient per day was Re. 0-11-4 against Rs. 0-13-4, Re. 0-11-7 and Rs. 1-4-9 during the preceding three years. During the year 4,843 and 5,737 operations were performed, respectively, on in-patients and out-patients against 4,582 and 5,197, respectively, during the last year.

The total expenditure incurred on the maintenance of the hospital amounted approximately to Rs. 13.74 lacs against Rs. 13.71 lacs, 13.69 lacs and Rs. 12.29 lacs in the preceding three years.

The total amount in the Poor Patients' Fund by way of receipts amounted to Rs. 43,651-5-3, Rs. 8,086 were by way of donations and Rs. 13,025-14-9 by way of collections from the boxes kept in wards and out-door departments.

During the year, the number of blood samples supplied for transfusion was 1,240 and a sum of Rs. 19,350 was paid to the donors from the Poor Patients' Fund.

With the acquisition of godown belonging to Dr. M. Venkatrao and others in the Hospital compound the Out-patients Department and Stores Section of the hospital have been re-modelled and arrangements have been made for the installation of the new X-Ray and Angiocardiography machine. An Eye Glass Bank of the Lions Club of Bombay was opened at the Hospital to provide spectacles, glasses, frames, etc., free of charge to needy and poor patients. The out-patient section of Preventive and Social Medicine of the Cardiology Department (Medical and Surgical Sections) and of Gastro-Enterology Department were started during the year. A Physio-Therapy Department was also established in the Hospital.

General.

During the year under report, various pharmaceutical firms offered donations for research on their products.

The Patients Welfare Committee which was formed last year to devise ways and means for providing facilities to the patients in the Hospital worked actively and several functions were organized for benefit of patients. A library for the patients was started during the year.

The Medico Social worker rendered valuable help to the needy patients of the hospital.

43. During the year under report, 81 fresh admissions were made. Of the 634 students on the roll against 632 in the previous year, 126 were lady students and 169 post-graduate and research students, against 145 and 167, respectively, in the previous year. Out of 430 students sent up for various examinations, 314 passed the whole examination against the corresponding figure of 328 and 295 of the previous year.

Seth G. S. Medical College.

Number of male students residing in the Hostel during the year was 147, while the number of lady students accommodated in the Lady Students' Hostel was 28 as in the previous year. Income derived from the College and the Hostels by way of tuition fees, hostel rent, etc., was Rs. 1.86 lacs against Rs. 1.96 lacs, Rs. 1.77 lacs and Rs. 1.90 lacs in the previous three years, while the total expenditure amounted to Rs. 5.80 lacs (including payment of Dearness Allowance of Re. 0.92 lac) against Rs. 5.45 lacs, Rs. 5.03 lacs and Rs. 5.06 lacs in the preceding three years. The income derived from and the expenditure incurred on the Hostels were Rs. 20,800 and Rs. 32,622, respectively, as against Rs. 20,656 and Rs. 33,713 in the previous year. The gross and net cost per student worked out at Rs. 1,247.90 and Rs. 846.80, respectively, as against Rs. 1,172.5 and Rs. 808.1 in the previous year. The amount of fees received from the post-graduate students was Rs. 15,318 as against Rs. 22,480 in the previous year.

The Co-operative Society carried on its work satisfactorily with a share capital of Rs. 1.70 lacs.

The different departments of the College and the Hospital and, in addition to their normal teaching and departmental work made some investigations. The K. E. M. Hospital and the Seth G. S. Medical College Research Society also started functioning during the year under report.

Physiotherapy School and Department which was started as a joint venture of the Central Government, Government of Bombay and the Bombay Municipal Corporation with an aid from World Health Organization was run for the first time under all Indian Staff throughout the year.

The progress of other activities like Library, Museum, Gymkhana, etc., was satisfactory.

44. The College had 351 under-graduate students on the roll at the close of the year, out of whom 79 were lady students. Besides, there were 98 post-graduate students including 15 lady students. During the year, 60 students were admitted. In addition, students were also admitted for condensed M.B., B.S., Course. 54 students passed the final M.B., B.S. Examination and 6 students at the various other examinations held in 1956. The number of male students residing in the College Hostel was 62. Arrangements were made to accommodate female students at the Grant Medical College Hostel as no Hostel is attached to this College.

The total expenditure incurred on the maintenance of the College amounted to Rs. 4.00 lacs against Rs. 3.96 and Rs. 3.59 lacs in the preceding two years. A sum of Rs. 21,798-5-0 was received from Government as Grant-in-Aid of Institution for the year 1954-55. The total income by way of tuition fees, hostel rent, etc., received amounted to Rs. 1.28 lacs against Rs. 1.08 lacs and Rs. 1.69 lacs in the previous two years.

A new Department of Preventive and Social Medicine was started in January 1956 and the work was started in June 1956. At present there are 67 enrolled families and many more requests are coming forward. Two out-patient sessions a week are being conducted for the enrolled families by this department at the Nair Hospital. The N. C. C. Naval Medical Unit has been located at the College which has started working in November 1956. 60 students from different Medical Colleges in the City have been enrolled, 17 of whom are from this College.

The Foundation Stone of the new College Building was laid by the Governor of Bombay, Shri Prakasa, on Friday, the 29th March 1957.

45. During the year under report, the College had 76 Dental Chairs, 52 Electric Dental Units, 4 well equipped Laboratories, 2 Dental X-Ray units, 1 Micro-Surgical Unit, 1 Nitrous Oxide Apparatus, 6 Microscopes, 1 Cinema Projector, 1 Epidiascope, 1 fully equipped Operation Theatre besides other equipment to give dental treatment and tuition in dentistry on modern lines. There were 153 students including 25 lady students on the roll as against 138 and 22, respectively, in the previous year. 26 students including 6 lady students appeared and passed the Diploma Examination as against 24 and 3, respectively in the preceding year. The College Diploma is recognised not only by the State and the Union Government but also by leading Institutions in the line in the U.S.A., the U.K., and other foreign universities. The College also runs a Dental Clinic where all types of dental treatment such as silver, gold and cement fillings, artificial sets of teeth, regulation of teeth of children, etc., are done by charging nominal fees. During the year 56,917 patients (31,697 males, 15,405 females, 9,815 children) were treated as against 62,944, 64,154, and 62,283 in the preceding three years. The total expenditure incurred was Rs. 1.97 lacs as against Rs. 2.15 lacs, Rs. 1.17 lacs, and Rs. 1.64 lacs in the preceding three years and the total realisations by way of fees from students and patients were Rs. 72,629 against Rs. 76,881-10-0, Rs. 78,824 and Rs. 73,226 during the preceding three years.

The Academic Council looked after the academic affairs of the College and the Advisory Dental Board which conducts Final L.D.Sc. Diploma Examination, etc., continued to function during the year under report, as before. Since June 1954, the College is affiliated to the Bombay University for B. D. S. Degree in Dentistry. Almoner service was rendered from the Poor Box Fund to poor deserving patients in the shape of supplying sets of artificial teeth, and repairs of sets of teeth. Research work in Dentistry was continued at the College during the year.

46. At the close of the year there were 2,43,522 pupils in 518 schools and 87 classes in Greater Bombay, including Extended Suburbs, the number in the City being 1,85,713 pupils in 355 schools and 47 classes, in the Suburbs, 43,700 pupils in 109 schools and 39 classes and in the Extended Suburbs 14,109 pupils in 54 schools and one class. The corresponding figures for the previous year were 2,12,605 pupils in 450 schools and 79 classes in Greater Bombay, which was made up of

1,74,537 pupils in 352 schools and 45 classes in the City and 38,068 pupils in 98 schools and 34 classes in the Suburbs. The merger of the Extended Suburbs took place on 1st February 1957. Thus, during the year, there was a net increase of 30,917 pupils in Municipal Schools. The highest number of pupils on roll was 2,45,072 at the end of August 1956 and the number came down to 2,29,413 at the end of March 1957. The average number of pupils throughout the year was 1,97,735, 1,61,288 in the City Schools and 36,447 in Suburban Schools. The total number of teachers (permanent and non-permanent) in Greater Bombay at the end of the year was 6,603 of whom 6,332 were ordinary and 271 special teachers, as against 5,783 teachers of whom 5,532 were ordinary and 251 special teachers in the preceding year. Out of 6,332 ordinary teachers, 4,926 were permanent and 1,406 were temporary, as against 5,532 ordinary teachers, of whom 4,445 were permanent and 1,087 temporary in the previous year. The percentage of trained teachers was 89.3 in the City and 85.3 in the Suburbs and 35.4 in the extended suburbs as against 88.9 in the City and 85.3 in the Suburbs in the preceding year.

The 'Class Room Formula' to determine the number of teachers, adopted in 1953 was continued during the year under report. It was decided to fix the number of teachers according to the number of class rooms in actual use (including rooms used twice in double session schools) so as to ensure one teacher for each class. The prevailing basis of granting additional teachers to larger schools was also revised, so that only one additional teacher was given to a school having an average attendance of 500 or more pupils. The provision of leave reserve which was formerly 7 1/2 per cent. was reduced to 3 1/2 per cent during the year.

The 'Class Room Formula' was still under examination of the Sub-Committee of the whole of the Education Committee at the close of the year.

The scheme for the improvement of a group of schools introduced as an experimental basis in 1955-56 at the suggestion of Shri H. D. Gaokar, *ex-Chairman* of the Education Committee was continued during the year. The Worli area was selected and the scheme covered 8 Marathi Schools with a total of 5,983 pupils and 129 teachers. The Scheme, which was prepared and implemented as an experiment envisaged an overall improvement in pupils and teachers of the schools covered. The Schools were put in charge of an Inspector guided by a General Committee and assisted by a Consultative Committee of Head Teachers of the schools concerned for its implementation. A close check on the day to day work of the categorized teachers of the schools was kept and a record of their work was also maintained. Regular guidance was given to the teachers showing low efficiency by planning 'model lessons' and arranging 'Teachers' meetings' for discussing problems of division of syllabus, class management, methods of teaching, use of text books, rapid readers, etc. Special attention was given to all pupils grouped below normal, with a view to inculcating habits of obedience, order, self help, cleanliness, courtesy. School debating societies, inter-school debates, co-operative stores, school magazines, planned excursions and nature study visits, scouting and games were continued to be encouraged and were carried on by follow up work in oral or written composition. For fostering healthy competition amongst students of these selected schools, 'School Parliament' and 'House' system were introduced. As a result of the implementation of the Scheme, all the schools showed a steady improvement in their work.

As in the past, the syllabus of studies was divided month by month and distributed to the schools. Teaching aids were supplied to schools and additional teaching aids, such as, maps, charts and models were prepared by the teachers themselves. Instead of fortnightly tests, monthly tests were continued to be taken of pupils of Standards IV to VII and weekly tests of those of Standards I to III. Double Promotion Examinations were held as per revised rules, so as to encourage average bright and extraordinary pupils. In Double Promotion Examinations in all 566, *i.e.*, 91.2 per cent. pupils out of the total of 620 who appeared, were successful and promoted to higher standards from 1st September 1956.

In all 12,228 pupils (10,322 from City and 1,601 from Suburbs and 305 from extended suburbs) from Municipal schools, appeared for the Primary Schools Certificate Examination 1957 and out of them 40 per cent. from City Schools, 38 per cent. from Suburban Schools and 58 per cent. from Extended suburbs were declared successful.

Some of the main factors which hampered *inter alia* the progress of pupils were largeness of certain classes, lack of suitable buildings, inadequate facilities to pupils to study at home and economic conditions of the parents, resulting in their irregular attendance and long absence.

Schools with big class rooms sometimes had 60 to 65 pupils in a class rendering it unwieldy and unmanageable for the teacher. The standard of education suffered and especially it was so in case of schools run in hired residential premises.

The existing curriculum for Standards I to VII recently revised by Government came into force last year and is being followed in Municipal Schools from June 1955. The use of copy-writing book was introduced in Municipal Schools in pursuance of the direction issued by the State Government and it has been found to be helpful in improving the hand-writing of the pupils.

The Rahimtoola Currimbhoy Urdu Training Institute for Lady Teachers continued to function as usual with 30 pupil teachers under training in the I Year and 38 in the II Year. All the 30 Trainees of the I Year Class were promoted to the II Year Class. Out of 38 Trainees of the II Year Class, 29 (*i.e.*, 76.31 per cent.) were successful at the Primary Teachers' Certificate Examination.

The number of Municipal owned buildings at the end of the year was 71 of which 35 were in the City and 36 in the merged areas, the respective figures at the beginning of the year being 70 (35 in the City and 35 in the Suburbs). Certain extensions were carried out to Sewri Marathi School, Kurla Station Marathi School and Versova Upper Primary Marathi School. The rest were housed in rented buildings.

The unsatisfactory condition of rented buildings with high annual rent continued to be a great handicap especially for want of proper and timely repairs on the part of the reluctant landlords thereof. Though the Department is alive to the urgency of the problem, much still requires to be done in this direction and the Standing Committee hopes that the Executive will put in more efforts to see that additional sites for schools are secured and that the programme of construction of new school buildings is completed within the prescribed time.

The Corporation continued to impart vocational education. There were 22 Vocational Classes in 11 Vocational Upper Primary Schools, as against 23 in the previous year preparing pupils for Primary Schools Certificate Examination with the subject of craft as one of the compulsory subjects. Carpentry and tailoring are also taught in these schools. Other subjects taught are sewing, embroidery, tailoring, printing, repairing of clocks, sign-board painting, carpet weaving, clock repairing, book-binding, etc. In all 3,615 pupils were attending these classes, out of whom 3,190 received instruction in Carpentry and Tailoring.

At the close of the year there were 324 Aided Schools in Greater Bombay (228 in the City, 67 in the Suburbs) and 29 in the Extended Suburbs as against 293 and 290 in the previous two years. The number of pupils in these aided schools was 79,815 as against 70,182 and 67,345 in the previous two years. The number of recognized schools not receiving grant-in-aid was 67 with about 14,390 pupils as against 43 with 7,946 pupils in the previous year.

The total number of teachers in Aided Schools including 447 Special Teachers was 2,870 as against 2,698 in the previous year. The rate of maximum admissible expenditure per pupil per annum in respect of the Aided Schools continued to Rs. 47. The total amounts of grants assessed as per Rules in favour of the Aided Schools (including four Special Institutions of Primary Section of the English Teaching Schools) for the year under report amounted to Rs. 7,35,966 for the City Schools and Rs. 2,11,176 for the Suburban Schools as against the corresponding figure of Rs. 7,19,069 and Rs. 1,92,532 of the previous year. The grants assessed were subjected to suitable cuts in respect of certain Schools, as per the 'means' test as was done in previous years taking into consideration their sources of income by way of fees, etc.

The average cost per pupil calculated on the total number of pupils on the rolls in the Aided Schools worked out to Rs. 76.75 in the City and Rs. 60.53 in the Suburbs, as against Rs. 75.6 and Rs. 55.3 in the last year. The average cost per pupil to the Corporation by way of grant was Rs. 7.9 and Rs. 9.6 for the City and Suburbs, respectively, as against Rs. 7.7 and Rs. 7.2 respectively, in the preceding year. Grants-in-aid for 1956-57 in favour of English Teaching Schools were assessed on the basis of expenditure on all the pupils of English Teaching Schools.

A revised Grant-in-Aid Code has been prepared and is under the consideration of the Education Committee.

Physical Education was imparted in almost all schools on the lines of the curriculum laid down by Government with suitable adaptations. The number of pupils taking physical education was 2,21,392 out of 2,29,413 as against 2,05,332, 2,12,605 and 2,12,605 in the previous year. As in past four mass drill displays were organised by the Department.

The Municipal Boy Scout and Girl Guide Associations functioned vigorously as heretofore. The usual activities, such as, week-end camps, social work, etc., were carried out during the year. The National Scout Week and the Annual Scout Sports and Rally were also held as usual. The Second All India Jamboree of Bharat Scouts and Guides held at Jaipur from 27th

December 1956 to 1st January 1957 was attended by 36 Scouts and Scout Master from Municipal Schools.

A unique feature of the Education Department is the Central Library for city teachers. During the year the library contained 18,628 books as against 18,359 in the previous year and a good number of teachers took advantage of the same. The daily average attendance in the library was satisfactory.

The School Health Service under the Executive Health Officer was continued as before for the benefit of the children of Municipal Primary Schools. Medical examination of 42,245 pupils reading in Standards I and III as well as those from Standards II and IV not examined in the previous year, was taken by the Medical Inspection Department during the year. Free medical treatment was given at the Municipal Dispensaries and at the Central School Clinic at the K. E. M. Hospital and at the various vaccination centres. Free milk was supplied to each certified under-nourished child in the year though owing to inadequate supply of milk, 37,000 children were catered with milk and snacks and additional children varying from 5,190 to 6,600 were catered with snacks only during the first quarter of the year. Further details are given in the para. pertaining to the Public Health Department.

Various extra-curricular activities, such as, Vacation Libraries in summer vacation, *Sharaq Utsavs*, School Anniversaries, Excursions, Co-operative stores and Exhibitions were carried on as usual during the year under report.

The average cost per pupil in the City schools calculated on the number of pupils on rolls was Rs. 70.90 as against Rs. 70.07 and Rs. 72.1 in the previous two years and the average cost per pupil on rolls in the suburban schools was Rs. 56.5 as against Rs. 55.1 and Rs. 55.9 in the previous two years.

The Income Side of the Education Fund is more or less fixed. The Corporation's contribution is restricted and also the Government grant. Other sources contribute a very negligible amount to the total receipts of the Education Fund. Hence, with inelastic sources of revenue on one hand and ever increasing demands for more and better equipped schools and educational facilities for the increasing population on the other, the Corporation find it very difficult day by day to cope with even the urgent needs of the Primary Education Department. Unless, therefore, the Income Side is substantially augmented by increased contributions either by the Corporation or the Government, there will be no alternative but to consider seriously the proposal of levying an Educational Cess for effecting a substantial increase in the revenue.

An experiment in teaching on progressive lines started during the last year in the Municipal Ghatla Marathi School, situated in a small village in Trombay was continued during the year under report. The teachers are encouraged and given a free hand to employ any method they think good and effective and to organise the school on any lines they think best, provided inspection and careful evaluation prove the result satisfactory. This has resulted in the teachers preparing their own teaching aids, charts and cards through which Language and Arithmetic are taught. There is a library and a Nature Corner at the School.

The Research Unit started functioning from 6th July 1955 for implementing the suggestions contained in Shri R. V. Parulekar's Report on the Bombay City Education System. Problems bearing on non-attendance of children of compulsory age in Primary Schools are being studied and investigation of the same continued to function as before. It is difficult to study intensively a vast area like Greater Bombay but to begin with, a sample survey of the compulsory group of children in a population of 10,000 persons in the Worli area was undertaken during the last year. Two comprehensive reports relating to the non-attendance of compulsory age children in 10,000 population and the incidence and the reasons for continuous dropping out of children in all the primary schools in that year with 8,000 children on rolls was also submitted by the Research Officer. Since a number of factors were responsible for irregular attendance and dropping out of children throughout the academic year, it was recommended by the Research Advisory Committee that a larger sample be studied to get a verification of the results obtained. The Reserach Unit completed the intensive survey of 10 areas with about 50,000 population representing various socio-economic groups in Greater Bombay. The conclusions drawn in the previous studies were corroborated by the subsequent studies. Some minor studies were also undertaken by the Reserach Unit which included the testing of the general ability

of teachers, their teaching work, etc. It is reported that such experiments on larger scale will also be conducted in ensuing year. The Reserach Officer conducted an intelligent test of 100 teachers on the Gujarati side and 200 teachers on the Marathi side.

47. During the year under report 200 tons of bleached and unbleached paper were purchased from the market. 110 voluminous jobs required in connection with the General Elections were also carried out by the Press. Besides executing the increasing printing work of all Municipal Departments including the work of the new Departments of A.M.C. (Extended suburbs), the Dr. Bhajekar Hospital and the Public Relations Officer, the Press also undertook numerous printing jobs of the B. E. S. & T. Undertaking, the total number of jobs being 8,041 and number of pages printed being 35,518 as against 8,622 and 35,925 in the preceding year ; those for the B. E. S. & T. Undertaking accounted for 37 and 2,206 and 51 and 2,842, respectively. The total quantity of paper consumed during the year under report was 202½ tons as against 191½ tons and 176½ tons in the preceding two years.

The transactions of the Press for the year closed with a surplus of Rs. 8,519 on the total turnover of Rs. 9,75,490, against the surplus of Rs. 6,543 and the turnover of Rs. 9.63 lacs and Rs. 8.39 lacs for the preceding two years. The labour staff as on 28th February 1957 consisted of 230 workers against 237 and 236 on the same date in the last two years. The work of implementing the recommendations of the Messrs. Ibcon, Ltd., on reorganisation of the Press continued during the year under report.

48. During the year under report the department continued to attend to contested matters and other legal proceedings in the High Court, City Civil Court, Small Causes Court and Police Courts as also to other legal matters. During the year, the department received 7,485 files, against 7,280 and 7,406 files in the previous two years, addressed 1,784 letters against 1,678 and 1,390 letters in the preceding two years to outside parties or their legal advisers and gave opinions on different departmental matters and advices on 140 documents against 158 and 162 documents, in the last two years. The report contains figures of High Court and City Civil Court suits as well as number of documents, such as, conveyances, leases, etc., that were completed.

The income by way of costs recovered amounted to Rs. 17,724-5-6 and expenditure to about Rs. 84,096-12-9 as against Rs. 26,513-10-6 and Rs. 79,877-8-1, respectively in the preceding year.

49. As in the previous year, 9 Trade Unions represented Municipal employees with a total membership of 15,110, against 13,817 in the preceding year. The total number of labour staff employed in the main departments was 28,442 against 27,246 in the previous year.

The Standing Committee is pleased to find that during the year under report, labour relations remained quite normal with the exception of the latter half of the year when the workers were a bit restive but there was no appreciable dislocation of work at any time.

During the year under report in all fifteen Joint Councils functioned satisfactorily and these helped in creating harmonious relations between the administration and the staff, inasmuch as the sphere of work of these Councils was elastic enough to allow discussions and recommendations on all matters pertaining to conditions of service.

The Labour Officer dealt with 1,464 complaints as against 1,627 in the previous year, regarding service conditions, promotions, transfers, etc., mostly from class IV services. Of these complaints, 931 were redressed, 453 found not genuine and 80 were pending at the close of the year.

The Municipal Mazdoor Union an unrecognized Union, served the Municipal Commissioner with a notice on the 15th February 1957 of a strike of all the Municipal workers in the event of certain minimum demands including its recognition being not granted. Conciliation proceedings were started and Shri D. G. Kale, Dy. Commissioner of Labour (Admn.) was appointed as the Conciliation Officer. The Labour Officer along with the Chief Accountant attended the conciliation proceedings which continued beyond the period under report.

The recreational, educational, hygienic and other cultural activities, indoor as well as out-door, organized by the Welfare Branch of the Department for the benefit of these Municipal workers and their dependents were conducted vigorously at 23 Labour Welfare Centres and 2 sub-centres. Out of these 16 were run for the benefit of the employees of the Conservancy Branch, 6 for Hospital employees, 2 for Water Works employees and 1 for the employees of the Mechanical Engineer's Department. The maternity unit attached to the Chembur

Welfare Centre continued to do its useful work and medical treatment, wherever necessary, was given by the Welfare Organization. 4,498 cases were treated at the Unit during the year under report as against 4,380 in the preceding year.

Implementation of the two Labour Welfare Schemes in the shape of granting (i) scholarships to children of Municipal employees and (ii) medical assistance to them, sanctioned by the Corporation, continued to be entrusted to the Labour Department. Out of 231 applications received for scholarships, 136 eligible scholars were awarded scholarships at a total cost of Rs. 18,000. 364 applications were received for medical assistance and help aggregating to Rs. 13,270 was given in 328 deserving cases. The Labour Officer also made arrangements to get the applicants admitted whenever necessary [in different Municipal Hospitals for treatment.

In addition, the Labour Officer also attended the hearing of day-to-day offence reports of the Municipal Hospitals, Conservancy Department and Fire Brigade Staff.

50. The Department of the Public Relations Officer under the administrative control of the Municipal Commissioner came into existence from 6th February 1956 in pursuance of Corporation Resolution No. 402, dated the 25th June 1956. Its work covered to a certain respect the work handled by the Propaganda Section and the Ward Officers, dealing with publicity and propaganda and liaison work respectively. Both the above Sections were integrated into the Public Relations Department with certain additions and alterations made in the new set-up.

The Publicity Section disseminated knowledge on health, hygiene and clean living among the citizens through posters, leaflets, health exhibitions, film shows, meetings, etc. The Section also helped the vaccination and inoculation work of the Public Health Department and organized Health Weeks and cleanliness campaigns. This Section prepared and distributed health education material by posters, leaflets, showcards, models, etc., and maintained a Public Health Museum at Princess Street and Health Stalls and Civic Sense Gallery at Victoria and Albert Museum. The Publicity Section also carried out special activities like despatching sets of attractive show-cards and translites for display at the International Fair, Chicago, International T. B. Conference at Delhi and Spring Festival in Japan, participating in the celebrations of the World Health-Day, Prohibition Week, Social Education Week, Cancer Week and Fire Prevention Week. Producing documentary films on health and displaying hoardings, on Civic sense, on public conveniences and tram cars in addition to other normal activities. The complaints from the public about Municipal administration were dealt with by the Ward Officers, which with the inauguration of the new Department, are handled by Assistant Public Relations Officers on their daily rounds and are followed up to see that they are attended to by the Departments concerned. 18,530 complaints from 2,576 buildings received and were mainly concerned with conservancy, drainage, repairs to roads, sanitation and water supply.

51. The Bombay Civic Journal, accredited organ of the Corporation, completed three years at the end of February 1957.

The Journal has been publishing regular features as also special articles from prominent citizens and authorities on various topical subjects in pursuance of its policy of promoting civic progress and enlightenment and the ideal of active, intelligent and creative citizenship.

The main features of the material published in the Journal are objective recording of deliberations and activities of the Corporation and its Departments as also of the B. E. S. & T. Undertaking an associated institutions, citizens' view point on subjects of civic interest and on current issues before the Corporation, new plans or projects sponsored by the Corporation, glimpses of old Bombay and a summary of activities of local bodies all over the country, etc.

Besides the usual monthly issues, a special Independence Day Number and the Second Annual Number were published.

52. During the year under report, the working of the Mahatma Gandhi Memorial Olympic Swimming Pool at Shivaji Park was satisfactory. The management of the Pool continued to be under the direct control of the Corporation during the year under report. Swimming facilities were afforded to labourers and factory workers on Sundays from 3 to 6 P.M. instead of on Thursdays, from 7-30 to 10-30 A.M. as hitherto due to discontinuance of staggering of weekly holidays by the State Government to industrial workers.

To provide an additional attraction, a sliding chute was provided in October 1956 at the pool at a cost of Rs. 1,300. To maintain purity of water, the pool was emptied and fresh water was put in the pool during the last week of December 1956. The pool premises

were given for use, free of charge, during the year to benevolent institutes, including the Bombay University and the Bombay State Aquatic Association for holding aquatic sports, etc. Other activities like the Water Polo Matches, participation in aquatic Competitions, etc., were the distinguishing features of the Pool. The total receipts from collection of fees, etc., at the pool during the year amounted to Rs. 77,850 as against Rs. 74,215 in the previous year.

53.* As a consequence of the implementation of the recommendations of Messrs. Ibcōn Ltd., the Corporation have agreed to set up an Organization and Methods Division, so as to further simplify the methods of procedure with a view to improving efficiency and ensuring economy. A beginning in this direction has been made, with the appointment of Shri P. C. Pandya, Standards Officer from the Chief Accountant's Department with effect from 26th March 1957. Further appointments are proposed to be made soon.

MUNICIPAL CORPORATION OFFICE,
BOMBAY, 9th July 1958.

P. T. Borale,
Chairman, Standing Committee.

*Paragraphs 54 to 69 of the Review of the Standing Committee relate to the Administration Report of the Suburbs.

ADMINISTRATION REPORT OF THE MUNICIPAL COMMISSIONER FOR GREATER BOMBAY FOR THE YEAR 1956-57

CORPORATION, STANDING COMMITTEE, IMPROVEMENTS COMMITTEE AND THE EDUCATION COMMITTEE.

CORPORATION.

Shri Salebhoy Abdul Kader, who was elected Mayor at the Meeting of the Corporation, held on the 2nd April 1956; held that Office throughout the year.

2. One hundred and nineteen Meetings of the Corporation including six Special and Adjourned Special Meetings and sixty-nine Meetings of the Committees and three Meetings of the Sub-Committees other than those of the Standing Committee, the Improvements Committee and the Education Committee were held during the year. Councillors also attended four Receptions for presenting Civic Addresses to (1) The Right Honourable Clement Richard Earl Attlee, (2) His Imperial Majesty Haile Salassie—I, Emperor of Ethiopia, (3) His Excellency Mr. Chou-En-Lai, Prime Minister, Foreign Minister and Vice Chairman of the People's Republic of China and (4) His Excellency Mr. Shukri Al-Kuwatly, President of the Republic of Syria. They also accorded seven Civic Receptions to (1) The Ministers of the State of Bombay, (2) Delegates of the Second Asian Socialists Conference, (3) Mr. Gian Palo Lang, President 1956-57 of Rotary International, (4) Their Holiness Dalai Lama and Panchan Lama of Tibet, (5) Indian Olympic Hockey Team; (6) His Highness Shaikh Ali Bin Abdulla Bin Qasim Ali Thani, Ruler of Qatar; and (7) His Excellency Mr. Josef Cyrankiewicz, Prime Minister of Poland.

3. The changes that took place in the personnel of the Corporation during the year under report were as follows :—

(i) Shri Dattaram Dhondopant Devrukhkar, died on 20th September 1956; Shri Fatehmohamed Latif died on 23rd February 1957; and Dr. Birendra Kumar Nandi, died on 26th March 1957.

(ii) The following Councillors who resigned their seats during the previous year were returned to the Corporation at the bye Elections :—

(1) Achrekar, Shri R. K.; (2) Anande, Dr. D. L.; (3) Bagwe, Shri G. S.; (4) Bharucha, Shri Naushir C.; (5) Chougule, Shri K. M.; (6) Desai, Shri Dinkar D.; (7) Dhurandhar, Shri S. A.; (8) Donde, Shri M. V.; (9) Ganji, Shri N. B.; (10) Gaokar, Shri H. D.; (11) Goad, Shri Y. S.; (12) Harris, Shri M.; (13) Joshi, Shri Ram; (14) Kadam, Shri N. D.; (15) Kanhere, Shri L. H.; (16) Kanthi, Shri G. S.; (17) Kunder, Shri Y. B.; (18) Mahajani, Shri D. G.; (19) Mahashabde, Shri G. B.; (20) Mandlik, Dr. P. V.; (21) Mankar, Dr. Ushakant J.; (22) More, Shri Prabhakar; (23) More, Dr. R. B.; (24) Munagekar, Dr. D. S.; (25) Munshi, Shri M. N.; (26) Padhye, Smt. Kamal Prabhakar; (27) Palekar, Shri S. D.; (28) Paralkar, Shri P. S.; (29) Patel, Dr. S. G.; (30) Patil, Dr. B. S.; (31) Patil, Shri G. L.; (32) Pawar, Shri S. B.; (33) Rangnekar, Dr. A. R.; (34) Shenoy, Shri V. A.; (35) Shigvan, Shri P. D.; (36) Shroff Smt. Vasanti N.; (37) Shukla, Shri H. D.; (38) Sowani, Shri H. K.; (39) Sunkersett, Shri B. R.; (40) Tembe, Shri V. K. and (41) Velinkar, Shri V. S.

Shri P. S. Pupala who resigned his seat during the year under report was also returned to the Corporation at the Bye Election.

Shri Tukaram Bhisaji Kadam and Shri Manikram Nanubhai Talpade, B.A., LL.B. were elected Members on the 28th November and 12th December 1956, respectively, in the vacancies caused by the death of Shri Premchand V. Mehta and Shri D. D. Devrukhkar.

(iii) The following areas were merged into the limits of Greater Bombay from 1st February 1957 to enable the co-ordinated development of the present Greater Bombay and these areas on proper lines :—

(1) Borivli Taluka of Thana District on the Western Railway except Villages of Bhayander, Dongri, Ghodbunder, Kashi, Mire, Murdhe and Uttan;

(2) The villages of Mulund and Nahur in Thana Taluka of Thana District on the Central Railway.

(iv) The strength of the Corporation was increased by seven Councillors to enable the extended suburbs being represented on the Corporation as follows :—

(1) Malad Municipality, (i) Shri Himatlal Revashanker Mehta and (ii) Shri Sunderlal H. Shroff, (2) Kandivali Municipality, (iii) Shri Jamnadas Gokuldas Dattani, (3) Mulund Municipality (iv) Shri Yugal Kishore Ram Ratan Trivedi, (4) Dahisar Village Panchayat (v) Shri W. L. Sawant.

In addition, two persons were appointed by the Corporation one each from amongst the persons who were enrolled in (1) Municipal Election Roll of the Borivli Municipality, Dr. Mohan Vasudev Hindlekar, M.D.; and (ii) the list of voters of the Goregaon Village Panchayat, Dr. Narottam Shridhar Bagwe, M.B., B.S.

STANDING COMMITTEE.

4. Shri P. G. Kher, B.A., LL.B., was elected Chairman of the Standing Committee at the Meeting held on the 4th April 1956. He held that Office throughout the year.

5. The changes that took place in the personnel of the Standing Committee were as follows :—

Shri M. V. Donde, Shri M. Harris, Shri V. K. Tembe and Shri V. S. Velinkar, were elected as the Members of the Standing Committee on 21st January 1957 *vice* Dr. M. G. Mahimtura, Dr. W. S. Matkar, Shri Pratapsingh Lakshmidas and Shri I. M. Merchant, resigned.

6. Dr. S. R. Wadia, M.B., B.S., M.F. (H), (Lond.), became an *ex-officio* Member of the Standing Committee from 6th April 1956 by virtue of his appointment as the Chairman of the Education Committee, from that date.

7. Fifty-four regular Meetings including Adjourned Meetings and 22 Special Meetings including Adjourned Special Meetings were held during the year.

8. There were thirty-two attendances of the Members of the Standing Committee for audit of Municipal accounts and one hundred and thirty-nine for the signing of Cheques.

IMPROVEMENTS COMMITTEE

9. Shri S. M. Thakare, was elected Chairman of the Improvements Committee at their Meeting held on the 10th April 1956. He held that Office throughout the year.

10. The Changes that took place in the personnel of the Improvements Committee were as follows :—

Shri J. S. Meher and Shri A. S. Dina were elected Members of the Improvements Committee on 3rd May and 3rd September, 1956, respectively *vice* Shri K. M. Broker and Shri Ismail Khwaja Hussain resigned; Shri P. S. Paralkar, Dr. P. V. Mandlik, Dr. R. F. More and Dr. D. S. Munagekar were elected Members of the Improvements Committee on 21st January 1957, *vice* Shri J. S. Meher, Dr. Simon C. Fernandes, Shri J. S. Sharma and Shri Mehdi Rajabally resigned.

11. Seventeen ordinary Meetings including Adjourned Meetings, two Special Meetings and two Meetings of the Sub-Committee of the whole of the Improvements Committee were held during the year.

EDUCATION COMMITTEE.

12. Dr. S. R. Wadia, M.B.B.S., M.F. (H), (Lond.), was elected Chairman of the Education Committee, at their Meeting held on the 6th April 1956. He held that Office throughout the year.

13. The changes that took place in the personnel of the Education Committee during the year were as follows :—

(i) Shri Ismail Khwaja Hussain was elected on the Education Committee on 3rd September 1956 *vice* Shri A. S. Dina resigned.

(ii) Shri M. V. Donde and Shri Ram Joshi, were elected Members of the Education Committee *vice* Shri N. Y. Bandukvala and Shri P. H. Vora, resigned.

14. Thirteen regular Meetings, including Adjourned Meetings and ten Special Meetings including Adjourned Special Meetings and one Meeting of the Sub-Committee of the whole of the Education Committee were held during the year.

CORPORATION AND STANDING COMMITTEE OFFICE.

(i) Shri M. V. B. Jayakar, B.Sc., Acting Municipal Secretary was confirmed on 1st September 1956 as Municipal Secretary and held that Office throughout the year.

(ii) No circumstances arose in the Department in which it was necessary to invoke the provisions of the Municipal Servants' Act 1890.

(iii) There was no award of any adjudication during the year 1956-57.

LIST OF THE MEMBERS OF THE CORPORATION WHO HELD OFFICE AS ON 31ST MARCH 1957.

DR. SIMON C. FERNANDES, M.B., B.S., *Mayor.*

SHRI P. G. KHER, B.A., LL.B., *Chairman, Standing Committee.*

SHRI S. M. THAKARE, *Chairman, Improvements Committee.*

DR. S. R. WADIA, M.B., B.S., M.F.(H) (Lond.), *Chairman, Education Committee.*

SHRI K. S. DHARIA, B.A., LL.B. (Hons.) (Lond.), *BARRISTER-AT-LAW, Chairman, B. E. S. & T. Committee.*

<p>ACHREKAR, SHRI R. K. ANANDE, DR. D. L. BAGWE, SHRI G. S., B.A., LL.B. BAGWE, DR. N. S., M.B., B.S. BAMJI, MAJOR S. R., F.C.R.A., F.R.S.A., F.C.I., M.B.E. BANDUKVALA, SHRI N. Y. BHANDARE, SHRI R. D., M.A., LL.B. BHARUCHA, SHRI NAUSHIR C., M.A., LL.B. BORICHA, SHRI P. H., B.A., L.S.G.D. BORKAR, SHRI K. L. BROKER, SHRI K. M. CHARI, SHRI K. R. CHEMBURKAR, SHRI R. H. CHIPLUNKAR, SHRI S. D. CHOKSY, SHRI M. D. CHOUGULE, SHRI K. M. DAFTARY, DR. P. D., L.C.P.S. (Bom.). DARUVALA, SHRI JEHANGIR D., M.Soc.C.E. (France), Assoc. M.I.S., C.E., F.I.S.E., M.I.E. (India), M.R., San. I. DATTANI, SHRI J. G. DESAI, SHRI DINKAR D., M.A., LL.B. DESAI, SHRI GANPATISHANKAR N. DESAI, SMT. MANIBEN N., G.A. DESAI, SHRI V. N., B.A. DESSNAVI, SHRI S. S., B.Sc., B.T. DHORAJIWALA, SHRI M. A. DHURANDHAR, SHRI S. A., B.A., LL.B. DIAS, DR. P. A., L.M. & S. DINA, SHRI A. S. DONDE, SHRI M. V., B.A. D'SOUZA, DR. J. LEON, M.B., B.S. DESOUZA, DR. MENINO, M.D., B.Sc. (Bom.). GANATRA, SHRI R. K. GANJI, SHRI N. B. GAOKAR, SHRI H. D., M.Sc. (Bom.), T.D. (Lond.). GANI, SHRI KEHARSINGH DAYALSINGH. GOAD, SHRI Y. S. GULAM NABI HAJI ABDUL REHMAN, SHRI. HAFIZKA, SHRI A. K. HARDIKAR, SHRI R. K. HARRIS, SHRI M. HINDLEKAR, DR. M. V., M.D. ISMAIL KHWAJA HUSAIN, SHRI. JADHAV, SHRI R. A. JOSHI, SHRI H. K., BARRISTER-AT-LAW. JOSHI, SHRI J. K. JOSHI, SHRI RAM, M.A. KADAM, SHRI N. D. KADAM, SHRI T. B. KANHERE, SHRI L. H. KANTHI, SHRI G. S. KHATAL, SHRI M. A. KHOPKAR, SHRI M. S. KHWAJA, SHRI GULAM JILANI SADRUDDIN. KOTHARI, SHRI J. K. KOTHARI, DR. V. A., L.M. (Dublin). KULKARNI, DR. R. N. KUNDER, SHRI Y. B. LATHI, SHRI JAYANTILAL L. MADHAVAN, SHRI M. MAHAJANI, SHRI D. G. MAHASHABDE, SHRI G. B. MAHIMTURA, DR. M. G.</p>	<p>MALLA, SHRI T. M. MANAY, SHRI G. K. MANDLIK, DR. P. V., M.B., B.S. MANKAR, DR. USHAKANT J., L.C.P.S. MATKAR, DR. W. S., L.C.P.S. MEHDI, RAJABALLY, SHRI. MEHER, SHRI J. S. MEHTA, SHRI H. R. MEMON, SHRI A. U. MERCHANT, SHRI IBRAHIM M. MODI, SMT. SULOCHANA M., M.A. MORE, SHRI PRABHAKAR. MORE, DR. R. B., M.B., B.S. MOTWANE, SHRI NANIK, G. MUNAGEKAR, DR. D. S. MUNSHI, SHRI M. N. PADHYE, SMT. KAMAL PRABHAKAR, B.A. (Hons.). PALEKAR, SHRI S. D. PARALKAR, SHRI P. S., B.Sc., LL.B. PARIKH, SHRI M. P. PATEL, DR. C. P., M.D. (Bom.), D.T.M. & H. (Lond.). PATEL, SHRI DAHYABHAI V. PATEL, DR. S. G., M.B., B.S. PATIL, DR. B. S., M.B., B.S. PATIL, SHRI G. L. PATIL, DR. K. G., D.A.S.F. (Bom.). PAWAR, SHRI S. B. PEERBHOY, SHRI YUSUF S. PODDAR, SHRI G. S. POHUJA, SHRI D. C. PRABHOO, SHRI M. S. PRATAPSINGH LAKSHMIDAS, SHRI. PUPALA, SHRI N. C. PUAPLA, SHRI P. S. RANGNEKAR, DR. A. R., M.B., B.S. SALEBHOY ABDUL KADER, SHRI. SAVANT, SHRI W. L. SHAH, SHRI JIVRAJ B. SHAH, DR. N. N., L.C.P.S. (Bom.). SHAIKH, SHRI A. V. SHARMA, SHRI J. S. SHENOY, SHRI V. A. SHIGVAN, SHRI P. D. SHROFF, SHRI S. H. SHROFF, SMT. VASANTI N., B.A. SHUKLA, SHRI H. D. SIKANDAR, SHRI M. F., B.A., LL.B. SINGH, SHRI DUDHNATH. SOWANI, SHRI H. K. SUNKERSETT, SHRI B. R., B.A. TALPADE, SHRI M. N., B.A., LL.B. TAMMAL, SHRI B. D. TEMBE, SHRI V. K., F.C.A., LL.B. TRIVEDI, SHRI Y. R. UPADHYAYA, SHRI P. U. VAKHARIA, SHRI N. D., B.Com., LL.B. VANIA, SHRI D. D., B.A., LL. B. VELINKAR, SHRI V. S., B.A., BARRISTER-AT-LAW. VORA, SHRI P. H., M.A., LL.B. WORLIKAR, SHRI V. B. YADAV, SHRI R. R. ZAVERI, SHRI SHANTILAL P.</p>
--	---

LIST OF THE MEMBERS OF THE STANDING COMMITTEE WHO HELD OFFICE AS ON 31ST MARCH 1957.

SHRI P. G. KHER, (*Chairman*).
SHRI P. H. BORICHA.
SHRI R. H. CHEMBURKAR.
DR. P. D. DAFTARY.
SMT. MANIBEN N. DESAI.
SHRI M. V. DONDE.
SHRI A. K. HAFIZKA.
SHRI R. K. HARDIKAR.
SHRI M. HARRIS.

SHRI H. K. JOSHI.
SHRI M. P. PARIKH.
DR. K. G. PATIL.
DR. M. N. SHAH.
SHRI V. K. TEMBE.
SHRI V. S. VELINKAR.
SHRI P. U. UPADHYAYA.
DR. S. R. WADIA.

LIST OF MEMBERS OF THE IMPROVEMENTS COMMITTEE WHO HELD OFFICE AS ON 31ST MARCH 1957.

SHRI S. M. THAKARE, (*Chairman*).
SHRI JEHANGIR D. DARUVALA.
SHRI A. S. DINA.
SHRI R. K. GANATRA.
SHRI GULAM NABI HAJI ABDUL REHMAN.
SHRI R. A. JADHAV.
DR. R. N. KULKARNI.
SHRI J. L. LATHI.

SHRI M. MADHAVAN.
DR. P. V. MANDLIK.
SHRI A. U. MEMON.
DR. R. B. MORE.
DR. D. S. MUNAGEKAR.
SHRI P. S. PARALKAR.
SHRI M. S. PRABHOO.
SHRI B. D. TAMMAL.

LIST OF THE MEMBERS OF THE EDUCATION COMMITTEE WHO HELD OFFICE AS ON 31ST MARCH 1957.

DR. S. R. WADIA. (*Chairman*).
MAJOR S. R. BAMJI.
*SHRI JOTINDRA D. DESAI.
SHRI S. S. DESNAVI.
SHRI M. V. DONDE.
SHRI ISMAIL KHWAJA HUSAIN.
SHRI J. K. JOSHI.
SHRI RAM JOSHI.

SHRI M. S. KHOPKAR.
SHRI G. K. MANAY.
*SMT. ANUSUYA M. NADKARNI.
SHRI JIVRAJ B. SHAH.
SHRI DUDHNATH SINGH.
SHRI N. D. VAKHARIA.
*SMT. LILAVATI V. VELINKAR.
*SHRI B. B. VYAS.

(1) Shri P. R. Nayak, M.A., I.C.S., held the office of the Municipal Commissioner throughout the year.

(2) Shri J. K. Daruvala, B.A. (Hons.), A.S.A.A., A.C.A., held the post of the Deputy Municipal Commissioner (General) throughout the year except for the periods from 14th May 1956 to 26th May 1956 and from 14th January 1957 to 14th February 1957 when he was on leave.

(3) Shri A. H. K. Shaikh, B.A., held the post of Deputy Municipal Commissioner (Suburbs) upto 26th June 1956 except for the period from 1st April 1956 to 26th June 1956 when he was on leave. He retired from municipal service from 27th June 1956.

(4) Shri H. T. Sadhwani, B.Sc., LL.B., I.A.S., acted as Deputy Municipal Commissioner (Suburbs) during the above leave period of Shri Shaikh from 14th April 1956 and was appointed as Deputy Municipal Commissioner (Suburbs) from 27th June 1956 for a period of three years in all from 14th April 1956.

(5) Shri S. M. Y. Sastry, M.A., B.L., held the post of Deputy Municipal Commissioner (Improvements) throughout the year except for the period from 25th December 1956 to 31st December 1956 when he was on leave.

II.—HEADS OF DEPARTMENTS.

Shri T. V. Doraiswamy, B.Com., A.C.A., held the post of Chief Accountant during the year upto 26th September 1956 and proceeded on leave from 27th September 1956 to 26th March 1957 (leave after superannuation). Shri G. V. Damle, G.D.A., A.C.A. acted in the post from 27th September 1956 to the end of the year.

Shri G. V. Damle, G.D.A., A.C.A., held the post of the Test Audit Officer during the year upto 26th September 1956 after which he officiated as Chief Accountant and Shri N. V. Naik, G.D.A., Deputy Accountant acted as Test Audit Officer till the end of the year.

Shrimati Kapila K. Khandvala, B.A., B.T. (Bom.), M.A. (U.S.A.), J.P., held the post of the Education Officer throughout the year except for the period from 9th May 1956 to 25th June 1956 when she was on leave and Shri M. P. Shah, B.Sc., LL.B., T.D. (Lond), Superintendent Gujarati Schools was appointed Acting Education Officer.

Shri J. D. Daroga, B.Sc., B.E., M.I.E., A.M.INSTI. C.E., A.M.I. (Mech.) I., M.I., P.H.E., L.I.C. (Lond), held the post of the Hydraulic Engineer throughout the year except for the period of 1st November 1956 to 31st January 1957 when he was on leave when Shri R. V. Abreu, B.Sc., B.E., A.M.I.E., (Ind.) acted as Hydraulic Engineer.

Shri K. B. Carnac, B.E., A.M.I.E., City Engineer was on leave at the beginning of the year and Shri N. F. J. Bilia, B.E., A.M.I.E., was acting upto 19th June 1956 when Shri K. B. Carnac resumed his duties and proceeded on leave again on 6th August 1956 when Shri N. F. J. Bilia acted for him upto 5th November 1956 and Shri D. S. Thakur, B.E., A.M.I.E., from 6th November 1956 to 5th December 1956. Shri Carnac resumed duties on 6th December 1956 and continued to be in the post till the end of the year.

Shri V. L. Ghangurde, B.Sc., B.E., LL.B., was in charge of the post of the Estate Agent and Land Manager except for the period from 2nd June 1956 to 5th July 1956 when he was on leave and Shri D. N. Kagal, B.Sc., B.E., A.M.I.E., was appointed to act for him.

Shri I. N. Mehta, B.A., held the post of the Assessor and Collector during the year except for the period from 1st May 1956 to 12th June 1956 when he was on leave and Shri A. W. Shanbhag, G.D.A., acted in his post.

Shri N. M. Haeems, B.A., held the post of the Chief Inspector, Shops and Establishments, throughout the year except for a period of 27 days from 4th June 1956 to 30th June 1956 when he was on leave.

Shri B. G. Desai, B.A., LL.B., held the post of the Solicitor to the Corporation except from 2nd May 1956 to 16th June 1956 and from 22nd October 1956 to 31st December 1956 when he was on leave.

Shri M. G. Pradhan continued to be on foreign service and the office of the Chief Officer, Fire Brigade was held by Shri S. G. Vengsarkar, throughout the year.

Dr. S. G. Vengsarkar, M.D., F.C.P.S., held the post of the Dean, K. E. M. Hospital and Seth G. S. Medical College except from 12th September 1956 to 31st January 1957 when he was on leave and Dr. A. V. Baliga, F.R.C.S., Honorary Surgeon, K. E. M. Hospital and Seth G. S. Medical College looked after the work of these Institutions.

Dr. L. Moteiro, M.D., held the post of the Dean, and Superintendent of the Topiwala National Medical College and Bai Yamunabai L. Nair Charitable Hospital except from 12th September 1956 to 31st January 1957 when he was on leave and Dr. V. G. Kale, M.S., F.C.P.S., Prof. of Anatomy and Dr. V. B. X. Almeida, M.B.B.S., Assistant Medical Officer were asked to look after the work of the College and Hospital respectively during the leave period.

Dr. L. M. Hira, B.G.V.C., M.R. San. held the Office of the Superintendent of Markets and Slaughter Houses except for the period from 23rd May 1956 to 14th September 1956 when he was on leave. Shri V. G. Sukhatankar, B.A., Assistant Superintendent of Markets (Suburbs) was asked to look after his work from 25th May 1956 to 30th June 1956 and was appointed to act in his place from 1st July 1956 to 14th September 1956, in addition to his own duties.

Shri S. G. Redkar, B.Sc., LL.B., held the post of the Election and Town Duty Officer, upto 10th January 1957 when he was appointed as Officer on Special Duty (Extended Suburbs) from 11th January 1957 and as Assistant Municipal Commissioner from 1st February 1957. Shri V. G. Sabnis, B.E., Ward Officer (Subs.) was appointed to act in his place from 11th January 1957 and held the post of the E. & T. D. O. till the end of the year. Shri Sabnis was also in charge of the Mahatma Gandhi Memorial Olympic Swimming Pool work throughout the year.

The following Officers continued in their respective appointments throughout the year :—

Dr. V. V. Puri, M.B.B.S., D.T.M., D.P.H., as Executive Health Officer.

Shri N. V. Modak, C.I.R., B.E., M.I.R., M.I.C.E., (Lond), F.R.San. I. & C., as Special Engineer.

Shri R. V. Damania, B.Com. G.D.A., A.S.A.A. as Municipal Chief Auditor.

Dr. S. V. Joglekar, M.S., F.C.P.S., as Superintendent, Municipal General Hospital, Sion.

Dr. M. S. Kavarana, M.B.B.S., F.C.P.S., D.M.R.E., (Cantab), T.D.D. (Wales), as Superintendent, Group of T. B. Hospitals.

Dr. V. M. Desai, D.D.S., F.D.S., R.C.S. (England Edin.), F.I.C.D., F.A.I.D., as Dean, Nair Hospital Dental College.

Shri F. D'Souza, B.E., as Controller of Stores.

Shri C. K. Patel, M.A., LL.B., as Superintendent of Licences.

Smt. F. A. Irani, B.A. (Hons), LL.B., D.S.S.R., as Labour Officer.

Shri S. G. Tolat, B.A. (Hons), as Manager, Municipal Printing Press.

Shri G. S. Hegde, B.Ag., as Superintendent of Gardens.

Shri S. W. Apte, M.A., Dip. Lib. as Chief Librarian.

Dr. S. C. Upadhyaya, M.A., LL.B., PH.D., as Curator, Victoria and Albert Museums.

Shri N. A. Mistry, M.A., was appointed Public Relations Officer from 27th June 1956 and he held the post till the end of the year.

Smt. M. R. Shah, B.A., M.Ed., PH.D. (Lond), as Research Officer.

Shri U. G. Rao, B.A., as Editor, Bombay Civic Journal.

III.—FINANCIAL.

(000 Omitted)

According to the Budget Estimates the normal income, expenditure and deficit for the year were estimated at Rs 9,87,42, Rs. 10,35,22 and Rs. 47,80 respectively. However the actual income realised was Rs. 10,48,07 (including transfer of Rs. 40,20 from B. E. S. & T. Fund) and the expenditure incurred was Rs. 9,92,07 resulting in a surplus of Rs. 56,00 at the end of the year.

The actual income during the year *viz.*, Rs. 10,07,87 (exclusive of Rs. 40,20 transfers from B.E.S.&T. Fund) shows an increase of Rs. 43,13 with that of the previous year, *viz.* Rs. 9,64,74 (exclusive of transfers from B. E. S. & T. Fund). There are increases amounting to Rs. 47,15 in aggregate, counterbalanced by decreases amounting to Rs. 1,37. The main increases were under General Tax Rs. 6,13, Town Duties, Rs. 3,24 Grant-in-aid in respect of fines for offences against the law Rs. 2,41., Interest and profit on investemnts of surplus loan and other balances Rs. 3,74. Miscellaneous Receipts Rs. 2,71., Water Works Rs. 15,41 Street Cleansing, etc., Rs. 1,29 Roads, S. W. Drains Rs. 2,57, Mechanical Rs. 20 Buildings Rs. 63 Fire Brigade Rs. 28 Licensing Rs. 2,00 Contribution from Capital Funds Rs. 67 and certain other heads Rs. 5,87. The decreases amounting to Rs. 1,37 were :—Public Health Department Rs. 32, Medical Relief Rs. 66 and Markets and Slaughther Houses Rs. 29 and certain other heads Rs. 10.

The actual expenditure for the year *viz.*, Rs. 9,92,07 shows an increase of Rs. 60,89 over that of the previous year, *viz.* Rs. 9,31,18. There were increases in expenditure under certain heads, gross increases for the year being Rs. 77,03 counterbalanced by decreases of Rs. 16,14. The main increases were under Water Works Rs. 32,98 Medical Relief Rs. 16,03, Fire Birgade Rs. 57, Licensing Rs. 16, Gardens Rs. 12, Markets Rs. 86, Contribution to Budget 'B' Rs. 3,86, Contribution to Budget 'D' Rs. 2,80 Contribution to Budget 'E' Rs. 9,65, Provident Fund Rs. 4,50, Dearness Allowance Rs. 77 Grant-in-aid Rs. 4,45 and minor increases under certain other heads Rs. 28. The main decreases were under General Supervision, Rs. 32, Public Health Rs. 5,88 Street Cleansing Rs. 4,94 and Roads, S. W. Drains Rs. 4,08, Mechanical Rs. 38 and Buildings and Land Acquisition etc. Rs. 54.

The incidence of taxation per head for the year was Rs. 37-3-0 as against Rs. 35-13-0 for the preceding year.

The net unhypothecated Surplus Cash Balance on 31st March 1957 (including the minimum required by Law) was Rs. 92,92 against Rs. 1,30,31 on 31st March 1956.

The balance of stock, including surplus and obsolete on 31st March 1957, was valued at Rs. 1,57,45 against Rs. 1,18,51 at the close of 1955-56 showing an increase of Rs. 38,94.

The total amount of grants (including Renewed and Additional grants) was Rs. 12,83,88 while the expenditure amounted to Rs. 9,92,07 leaving an unexpended balance of Rs. 2,91,81. Out of this, grants aggregating Rs. 1,95,09 including Rs. 1,01,07 for earmarked provisions pertaining to the years 1955-56 and 1956-57 are reserved for being renewed for expenditure in 1957-58 while Rs. 96,72 are treated as savings. If Rs. 1,01,07 are excluded, the normal renewal amounted to Rs. 94,02 as against Rs. 81,91 for the previous year.

Additional grants sanctioned during the year aggregated to Rs. 1,51,79 including Rs. 93,86 for specific and earmarked provisions against Rs. 69,94 in 1955-56 which included Rs. 25,00 for earmarked provisions.

The expenditure on Capital Works during the year amounted to Rs. 3,69,72 against Rs. 7,80,24 provided for in the Revised Estimates under this head.

During the year loans amounting to Rs. 3,54,29 were raised, *viz.*, Rs. 1,00,00 from Government of India through Government of Bombay for Vaitarna-cum-Tansa on terms of seven equated instalments at 4 per cent. interest per annum. Rs. 1,15,50 from the Public at 4 per cent with 12 years, currency, Rs. 130,00 internally at 4 per cent with 25 years' currency and Rs. 8,79 were taken from Special Funds to finance the expenditure on Plant and Machinery.

Reduction of Debt during the year amounted to Rs. 45,70. The Loan liabilities of the Corporation at the close of the year stood at Rs. 33,41,32. The total Sinking Fund required upto 31st March 1957 was Rs. 5,85,70 but the actual value was Rs. 5,93,18 as under :—

Public Securities of the Market value of	Rs.
Interest accrued on the above securities upto 31st March 1957	5,90,54
	2,64
Total	5,93,18

A comparison of the net revenue and net expenditure for 1955-56 and 1956-57 is made below in accordance with the Standing Committee Resolution No. 12212, dated the 3rd February 1952 :—

Particulars.	1955-56.	1956-57.
	Rs.	Rs.
Net revenue after deducting refunds, drawbacks and charges in respect of assessment and collection and granting of refunds—		
General Tax ...	3,73,90,456	3,80,57,728
Town Duties ...	85,61,566	88,86,128
Music etc., licenses ...	13,925	10,214
Returns from Property and Miscellaneous ...	35,92,319	44,34,816
Water Works ...	40,27,063	22,70,580
Street Cleansing and Conservancy, Road Watering and Halalkhore Service ...	Dr. 85,60,387	Dr. 79,13,820
Wheel Tax and Tolls ...	41,77,754	44,69,345
Fire Tax ...	2,32,396	2,03,600
Markets and Slaughter Houses ...	21,35,328	20,34,476
Licensing and Removal of Encroachments, etc., and Theatre Tax ...	22,70,789	24,55,164
Contribution from Capital Funds to Revenue on account of Loan Works Staff ...	3,31,217	3,98,367
Extra ordinary Receipts—		
Interest on Net Premia Fund and excess on Sinking Fund ...	1,81,629	4,25,037
Rebate from Government on account of Collection of U. I. P. Tax in the City ...	1,84,723	2,41,621
Transfers from the B. E. S. & T. Fund under Section 460KK(2)(b) and LL(1)(d) of the Bombay Municipal Corporation Act ...	37,54,670	40,20,110
Total ...	5,82,93,448	5,99,93,366
Particulars.	1955-56.	1956-57.
	Rs.	Rs.
Net Expenditure after deducting Receipts—		
General Superintendence ...	12,98,521	14,41,682
Education (Primary) ...	99,72,443	1,09,37,927
Museums and Libraries ...	82,124	97,787
Public Health ...	38,64,963	33,07,723
Medical Relief and Education ...	91,03,637	1,07,68,660
Roads, S. W. Drains (including Public Lighting) ...	76,83,074	73,11,108
Mechanical ...	1,51,954	93,926
Buildings, Land Acquisition and Management ...	4,18,253	2,87,859
Gardens and Open Spaces ...	6,34,646	6,43,880
Miscellaneous ...	10,44,058	9,24,183
Contribution towards Improvement Schemes ...	39,88,977	43,75,170
Provident Fund, Pensions, Gratuities, Compassionate Allowances.	18,34,591	22,84,484
Urban Immoveable Property Tax on Municipal Properties.	6,341	9,719
Dearness Allowance ...	88,59,431	89,36,918
Grant-in-Aid to Public Institutions ...	8,30,067	12,74,764
Rent of Buildings requisitioned for housing Municipal employees of essential services since derequisitioned by Government ...	1,134	9,843
Contribution to Budget 'D' ...	14,08,166	16,87,867
Surplus ...	5,11,82,380	5,43,93,500
Total ...	5,82,93,448	5,99,93,366

IMPROVEMENT SCHEMES

General Account

(000 Omitted).

According to the Budget Estimates 'B' the Income, Expenditure and deficit for the year were estimated at Rs. 1,27,14, 1,28,49 and 1,35 respectively. On closing of the accounts, the position of the Income was Rs. 1,22,46 Expenditure Rs. 1,27,02 and Deficit Rs. 4,56.

Estimates and actuals of Income and Expenditure.

The actual income for the year *viz.*, Rs. 1,22,46 shows a net increase of Rs. 3,16 over that of the preceding year, *viz.*, Rs. 1,19,30. This is made up of increase in Rent and other proceeds of properties Rs. 8, Interest and Profit on Investment Rs. 32, contribution from Municipal Corporation Rs. 3,86 and Miscellaneous Receipts Rs. 29 counterbalanced by a decrease of Rs. 1,39 under Grant-in-aid from Government for meeting deficit in General Account.

Variation in Income.

The actual expenditure for the year *viz.* Rs. 1,27,02 shows an increase of Rs. 3,10 on that of the previous year *viz.*, Rs. 1,23,92. This is due to increase of Rs. 3,53 under Maintenance of Properties and Streets counterbalanced by decrease of Rs. 43 under Debt Charges.

Details of Expenditure.

Capital Account

The Expenditure on Capital Works during the year amounted to Rs. 36,47. There was no fresh borrowing during the year. Reduction of Debt during the year amounted to Rs. 24,32. The Liabilities of the Improvement Schemes at the close of the year stood at Rs. 15,07. The total Sinking Fund required upto 31st March 1957 was Rs. 5,56,04 but the actual value was Rs. 6,16,09 as under :—

	Rs.
Public Securities of the Market value of	... 6,14,76
Interest accrued on the above Securities upto 31st March 1957	... 1,33
Total	... <u>6,16,09</u>

Capital Account Slum Clearance

A loan of Rs. 10,00 was raised for meeting the expenditure on Slum Clearance Schemes in the City. In addition a sum of Rs. 1 was transferred as revenue surplus from General Account. The total receipts available for expenditure amounted to Rs. 10,01 against which the expenditure incurred during the year including discount and other charges on loan, amounted to Rs. 8,33 leaving a balance of Rs. 1,68 in the Capital Account Improvement Schemes Slum Clearance for the City.

For meeting the expenditure on Slum Clearance Schemes, in the Suburbs a contribution of Rs. 6,53 was made from Budget 'D' as sanctioned under Corporation Resolution No. 1193, dated the 19th November 1956 and credited to the Capital Account Slum Clearance (Suburbs) as revenue surplus from General Account.

No expenditure was incurred from this contribution during the year under report.

Education Fund.

The income for the year was Rs. 1,65,54 made up of Rs. 1,25,69 being contributions from Budgets 'A' and 'D' Rs. 30,50 being Grants-in-aid from Government for Primary Education for the City and Suburbs and Rs. 9,35, Miscellaneous Receipts including Rs. 5 from extended Suburbs. The expenditure was Rs. 1,62,91 (made up of Rs. 1,62,65 for City and Suburbs and Rs. 26 for Extended Suburbs).

IV—ASSESSMENT AND COLLECTION

The rates of taxation remained the same as in the preceding year. The total number of properties during the year was 54,733. Out of these properties 51,369 were assessed to general tax 2,238 were exempted and 1,126 being Municipal properties were also exempted from general tax. The numbers of single room tenements double room tenements and flats were 2,72,273, 76,259 and 59,565 respectively against 2,72,977, 74,800 and 58,476 in the preceding year.

The rateable value of all the properties on the 31st March 1957, was Rs. 25,74,42,662 against Rs. 25,20,61,126 and Rs. 24,98,47,735 in the previous two years. This gave a rate of Rs. 110-10-11 per head of population against Rs. 108-5-11 in the preceding year.

The total number of vehicles and animals taxed during the year (including those taxed under the Public Conveyance Act, 1890) was 48,488.

For the property taxes and wheel tax, 1,12,792 and 1,24,956 bills were, respectively, issued during the year. The amounts collected against the net total demands of Rs. 908.06 lacs and Rs. 61.60 lacs were Rs. 709.02 lacs and Rs. 42.85 lacs which worked out to 78.08 and 69.56 per cent. of the net demand, respectively. The percentage of the total recovery to the total net demand worked out to 77.54. The total outstanding at the end of the year was Rs. 217.80 lacs, which included Rs. 29.14 lacs due from Government), the Dy. Custodian of Evacuee Property, Railways, Bombay Port Trust, Court Receiver and Official Assignee, Rs. 3.64 lacs from the Bombay Municipal Corporation (Improvements) Rs. 13.72 lacs involved in suits filed or proposed to be filed Rs. 9.22 lacs involved in disputes regarding water tax or water charges, Rs. 13.39 lacs involved in appeals against the rateable values and Rs. 11.55 lacs recoverable in respect of buildings occupied on flat ownership basis. The figure of total outstandings is also inclusive of the amount of Rs. 54.57 lacs involved in complaints against the rateable values which were pending at the end of the year and Rs. 35.21 lacs on account of taxes for new proposals for revision under Section 167 submitted in the last month of the year due to new constructions, additions, alterations, etc. If these amounts are taken into consideration, the amount to be recovered and within the control of Inspectorial Staff comes to Rs. 38.36 lacs only.

The total amount of exemption from general tax allowed to different properties during the year came to Rs. 32.56 lacs against Rs. 31.51 lacs in the preceding year. The increase was due to the increase in the rateable values.

The number of claims received for drawback and refund was 33 and 4,998, respectively, against 66 and 3,067 in the previous year. Of these, only 5 and 4,329, respectively were admitted, involving an amount of Rs. 614-7-0 and Rs. 9,65,287-10-9, respectively.

1,628 complaints were received against revised assessment during the currency of the year and 1,804 against the original assessment. There were 24 appeals against rateable values.

V—TOWN DUTIES AND ELECTION

The gross realizations from Town Duties amounted to Rs. 119.08 lacs as against Rs. 114.46 lacs in the previous year. The net revenue during the year under report amounted to Rs. 97.59 lacs as against Rs. 91.50 lacs in the preceding year, refunds being Rs. 21.49 lacs as against Rs. 22.96 lacs in the preceding year. The fees for stamping Sugar bags, Tea cases, etc., amounted to Rs. 105,331 against Rs. 90,141 in the preceding year.

The municipal election roll for the general elections scheduled to be held in 1957 was prepared in the year under report and contains 15,10,594 names of voters.

44 casual vacancies of councillors which occurred in 28 Wards were filled in simultaneously. Elections for 37 vacancies were uncontested and in respect of the remaining 7 vacancies, poll was held on 11-12-1956 as the elections were contested.

By Bombay Act No. LVIII of 1956, the areas specified in schedule II to the said Act (including Goregaon, Malad, Kandivli, Borivli, Dahisar and Mulund) collectively called the Extended Suburbs were merged with Greater Bombay from 1-2-1957. As

provided by Law, pending the general elections, out of the 7 seats allotted to the Extended areas, 5 were filled in by election and the remaining 2 by nomination by the Bombay Municipal Corporation. For the general election the merged area was delimited into 3 Electoral Wards viz., 42, 43 and 44 and the 7 elective seats were reappportioned as 3, 3 and 1 amongst them respectively. The Bombay legislative Assembly Roll relating to the merged areas was divided in conformity with the delimited wards and adopted as the municipal election roll for the relative wards.

The State Government by their Notification No. BMC/1056-E, dated 7-1-1957 fixed 14-5-1957 as the day of retirement of the councillors. Accordingly, with Government sanction, 9th May 1957 was fixed as the day of the poll for the Municipal general elections 1957. The preliminary work for the general elections such as securing polling sites, staff for polling duty, printing of various forms and voting papers, etc., was undertaken from January 1957.

VI—VAITERNA—CUM—TANSA SCHEME

Major Works in Progress

Brief description of the Vaiterna-cum-Tansa Scheme Works

Major works carried out under the Vaiterna cum-Tansa Scheme such as tunnel, dam, pipe-line and the important features of the Scheme are briefly enumerated in the Part I of the Administration Report.

A brief report of the works carried out during the year 1956-57.

Vaiterna Dam.

Tainter Gates.—The fabrication of the gates has been completed and out of the total number of 8 gates 7 gates have been erected.

Undersluices.

Main Gates.—The erection of the hoisting mechanism was in progress.

Emergency Gates.—The erection of the gate and operating mechanism was in progress.

Stoplogs and Goliath Crane.—The erection of Goliath Crane was completed except the rail track. The remaining work was in progress.

Power House.—The Municipal-owned power house was not in operation during the year due to the completion of the dam work. It was run for about two hours in the morning to keep the engine and accessories in working order.

Permanent Power House.

(a) *Diesel Generating sets.*—The sets have been received except for the electrical equipment.

(b) *Power house structure.*—The work of constructing a permanent power house as well as the control room was in progress.

Tunnels.—About 27,640 million gallons of water was transferred from the Vaiterna lake to the Tansa lake during the year under report.

Embankment and Pipe Line.—The work included in the 1st stage—approx. 20 miles of 96" diameter and small lengths of other diameters pipe lines—was completed in the previous year. The work comprising the 2nd stage—19 miles of 96" diameter pipe-lines has been completed during the year under report. The work forming part of the third stage—9 miles of 96" diameter and 6½ miles of 120" diameter pipe line was in progress. The other minor works carried out by contracts are detailed in the report.

The Chlorination Plant at Pawai.—The bulk of the City's water supply will be treated at this control point. The plant has been designed for treatment either by chlorine or the chloramine method. The latest devices for automatic regulation of doses have been installed at the plant so as to ensure a uniform dose of chlorine.

General Remarks.—Out of 38 miles of pipe line put into commission, a length of about 18 miles has been handed over to the Hydraulic Engineer for maintenance.

Land Acquisition.—Awards of compensation amounting to Rs. 7,21,761.25 in respect of 502 holdings of private and inam lands have been declared by the Acquiring Officers. The appeal claiming Rs. 40,25,000 filed by the Inamdar of Tembha was

dismissed. Awards of compensation amounting to Rs. 22,602.37 in respect of 25 holdings of private lands have been declared. An area of 7 acres and 19 Gunthas of Milk Department's land has been transferred to the Municipality on payment of the purchase price to Government.

General.—The various amenities provided at Vaitarna Camp functioned satisfactorily.

10 rain gauging stations were established in the catchment area at Vaitarna to collect the data of rainfall.

Tansa Dam.—The work of providing mass concrete aprons and retaining wall was in progress. Three departmental works in connection with the Tansa Dams were also in progress.

Improving the Distribution System in the City.—During the year under report the following works were in progress.

1. The work of fabricating and transporting to site inlet mains of various sizes was carried out at a total cost of Rs. 8,15,000.

2. The works of laying the 72" > 57" inlet main to Worli Hill Reservoir was carried out at the total cost of Rs. 12,92,000.

3. The work of laying of 57" > 48" diameter inlet main to the Bhandarwada Hill Reservoir was carried out at a cost of Rs. 7,67,000.

Master Plan for the Distribution of Water Supply to the Greater Bombay Area.—The Corporation under their Resolution No. 1580, dated the 14th March 1956 have accorded sanction to the Master Plan for the Distribution of water supply to Greater Bombay at an estimated cost of Rs. 7.52 crores. The works will be spread over a period of 10-12 years under a programme of priorities in 3 period of 3, 4 and 5 years respectively.

A number of radical changes as detailed in the report were made in the mode of distributing water in order to pave the way for the implementation of the Master Plan.

Steps are being taken to prepare sites for the proposed reservoirs at Worli Hill, Rowli Hill and Powai Hill.

VII.—PUBLIC WORKS

I.—PLANNING BRANCH

The Architectural Planning Branch prepared in all 492 plans, 201 estimates, costing Rs. 33 lakhs.

Municipal Head Office extension.—The construction work was in progress during the year.

Schools.—Plans and estimates for construction of 7 school buildings at (i) Haines Road junction, Dr. Annie Beasant Road; (ii) Plot 66 Sewri-Wadala Estate, (iii) Kherwadi, Bandra, (iv) Rajabali Tank, Santacruz, (v) Petit School Compound, Waterfield Road, Bandra (vi) and (vii) Plot No. 4 and 5, and 271, 272, 272A, Sion Matunga Scheme No. 6 were prepared and also for the extension of school buildings at Dharamshala Street, Mazagaon and Foras Road.

Medical Relief.—Plans and estimates amounting to about Rs. 80 lakhs were prepared for construction of new buildings or extension of the existing ones at M.G. Hospital, Sion; K. E. M. Hospital; G. S. M. College, Parel; R. P. T. B. Hospital, T.N.M. College and Maternity home at Mian Mahomed Chhotani Road, Mahim.

Fire Brigade.—Plans and estimates were prepared for construction of Fire Brigade Stations at Colaba and Vikroli.

Municipal Housing.—Plans and estimates were prepared for constructing (i) 100 tenements for Conservancy Staff at Bapty Road, (ii) Multi-storied building at Haines Road for Municipal Staff, (iii) 132 tenements at Azad Nagar, Wadala, (iv) Staff quarters at Wadala and Mahim Pumping Station, (v) Staff quarters Maternity Home, Nagpada (vi) Labour quarters at K. E. M. Hospital, at a total cost of about Rs. 19 lakhs.

Garden.—Detailed plans and estimates for laying out a garden on Sion Fort hill were prepared.

Layouts.—Layout plans were prepared for (i) Plot No. 291 (East), Sion Matunga Estate, (ii) Municipal Labour Camp, Dharavi, (iii) The Bodyguards Lines, Mahalaxmi, (iv) The Development plan for the sites of old stables at Arthur Road, and (v) of land near Domingo Lane, Sion Matunga.

Cultural activities.—Among the important activities under this head may be mentioned "Raja Beldeodas Birla Krida Kendra" which is to be constructed under Municipal supervision at the cost of Shri Birla. The Government have handed over the land for the purpose.

Plans and estimates were also prepared for works such as (i) Provision of boating facilities in Victoria Gardens, (ii) Construction of gymnasium on Plot C.S. Nos. 352 and 326 at Gilder Lane, (iii) Construction of the building for welfare centre at Tardeo Flats, (iv) Construction of gymnasium shed at M. G. M. Olympic Swimming Pool, Dadar.

General.—The Planning Branch for Civil Works prepared 426 plans and 285 estimates costing Rs. 1,80,45,000 during the year in connection with the works of construction of roads, sewers, storm water drains, subways, retaining walls etc.

Roads.—Among the road projects designed to relieve congestion may be mentioned the sub-way at Princess Street at a cost of Rs. 13,33,313. Other works include providing roads and drains in T. P. Scheme No. 2, Mahim; Asphalting (i) Tulsi Pipe Road between Mori Road and Lady Hardinge Road, (ii) Fergusson Road and Haines Road; (iii) Parel Government Gate Road, (iv) Globe Mill Passage and (v) Road No. 15, Scheme 57.

Storm Water Drains.—Several schemes were prepared for providing storm water drains in the city and suburbs including the scheme for removal of rain water from Kherwadi, Bandra; Turner Road, Bandra; Main Avenue and surrounding area at Santacruz; Lalubhai Park, Andheri. Plans and estimates were also prepared for providing cast iron electrically operated gates at Cleveland Bunder outfall, Worli.

Sewers and Pumping Stations.—Plans and estimates were prepared for constructing sewers in different localities and for pumping stations at (i) Sion, Duncan Causeway and (ii) Chinchpokli.

Slum Clearance.—The construction of the buildings at Sabu Siddick Road, off Palton Road, was completed and the original residents were re-housed therein. Action for clearance of privately owned slums was started and a pilot scheme in respect of two 'Clearance areas' was prepared. Steps for operating compulsory acquisition orders in the area were in progress. 137 tenements were completed and 254 others were nearing completion for temporary housing of the families likely to be dishoused from the clearance areas. Plans and estimates were prepared for construction of a 4 storied building on Municipal land bearing C. S. No. 119 in Kamathipura locality.

Slum Improvement.—A scheme was formulated to grant 'Improvement Subsidies' to owners of private buildings to induce them to improve their insanitary and defective buildings so as to render them fit for human habitation. Regulations were also framed under Section 378(D) of the B. M. C. Act for determining standard of fitness of buildings for human habitation.

Survey of old Buildings.—Survey of old buildings, with a view to determining their present condition, was undertaken by engaging a special staff. This survey would be useful in formulating future slum clearance schemes and implementing the same.

Master Plan.—The total expenditure booked for the preparation of Master plan from January 1947 to March 1957 amounted to Rs. 2,61,182. A proposal for revision of the Master plan at a cost of Rs. 80,000 was approved by the Government. The work will be done during the ensuing year.

Development of Trombay Island.—With the construction of a rail overbridge over the tracks of Central Railways, near Chuna Bhati, Kurla, it was possible to open the Eastern express high way to public. The work of reconditioning (i) the diversion road to Mahul and (ii) Marol Washi Road was in progress. Plans and estimates for the construction of

Western express highway, Section No. 1, prepared by Government were submitted to the Corporation for approval. The alignment of Koyna Hydro Electric Power Line was being finalised.

Other Developments.—A site near Nari Seva Sadan, Ghatkopar, was selected for an Industrial Estate. Various sites were inspected for location of industries, Municipal housing, stables and rehabilitation of squatters' colony of Mankhurd. Proposal for extension of the runways of the Santacruz aerodrome and consequent changes in the alignment of Western express highway were under consideration.

Reclamation of low-lying lands.—A detailed report from the representatives of NEDECO on reclamation of Mahim Creek was received and was under scrutiny.

II.—CONSTRUCTION BRANCH

Housing.—Works estimated to cost Rs. 48,69,015 were in progress during the year and the expenditure booked there against amounted to Rs. 18,90,546.

Construction of structures other than housing.—Works estimated to cost Rs. 36,63,328 were in progress during the year and the expenditure booked there against amounted to Rs. 9,74,926.

Among the major works completed during the year the following are worthy of mention :—

- (1) An Open air theatre in the Victoria Gardens, Byculla ;
- (2) An additional floor over the Municipal School Building, Sewree ;
- (3) Construction of stalls and pavements at the Gold Mohur Castle Market, Byculla ;
- (4) Addition of two floors over the Nurses' quarters at the R. P. T. B. Hospital and
- (5) Conversion of 'F' Ward stables into an Isolation Ward for T. B. patients, and a clinic at Dadar.

The following works were in progress during the year under report :

- (1) A convalescent home with staff quarters, opposite Tata Memorial Hospitals, Parel.
- (2) Extension to Municipal Head Office building at Cruickshank Road,
- (3) A clinic and maternity home on Plot Nos. 185 and 189, Naigaum Estate, Scheme 60 ;
- (4) School buildings on site 'A' and 'B' Victoria Bunder Road, Colaba ;
- (5) A bandstand at Shivaji Park ;
- (6) A new building for the Topiwala National Medical College ;
- (7) An office, godowns, quarters etc., for the Central Stores on Plot bearing No. C.S. 2023 Byculla Division ; and
- (8) An enclosure with pond for hippopotamus in the Victoria Gardens, Byculla.

Roads and Drainage Works.—Roads and drainage works costing Rs. 16,06,615 were carried out during the year and of which works costing Rs. 2,05,080 were carried out departmentally and the remaining by contract.

Sewers and Pumping Stations.—The following works were in progress during the year :—

- (i) 33" hume pipe sewer in Globe Mill passage from the junction of Delisle Road upto manhole No 19.
- (ii) 6'-0"×9'-0" all concrete ovoid sewer in the north-west low level road, off Falkland Road, from Tardeo Chowk to west side of Western Railway fencing.

(iii) 6'-0"×9'-0" all concrete ovoid sewer across the Western Railways land and the eastern approach of Falkland Road bridge from the West side Railway fencing upto Lamington Road.

(iv) Guniting 5'-4"×8'-0" old main ovoid sewer from Clarke Road to Love Grove pumping station work started at the close of the previous year, was nearing completion.

Storm water drains and covering open storm water channels.

The following works were completed during the year :—

(i) Storm water drains in Mahatma Gandhi Road between Flora Fountain and Napier Road and in Tulsi Pipe land between Elphinstone Road and Delisle Road.

(ii) 6'-0"×6'-0" dhapa drain in lieu of open channel behind Arthur Roads Prison.

(iii) A treble barrelled R. C. C. dhapa drain 12'×-9' from Bellasis Road pipe depot towards Clarke Road in lieu of open channel and

(iv) Closing of the open storm water drain between Worli Road and Cleveland Bunder Sluice Gate.

Roads and footpaths.—Permanent construction of Delisle Road between Gokhale Road and Curry Road was completed and the construction of Tulsi Pipe Line Road between Delisle Road and Fergusson Road was in progress. Main roads were resurfaced by Recondo process. The junctions at Mahatma Gandhi Road, and Napier Road, and Arthur Road, and Delisle Road were also completed. As regards the permanent construction of 18 by-lanes estimated to cost Rs. 1,53,614 major portion of the work was completed.

Miscellaneous.

(i) Protective work to the outfall sewer at Love Grove Worli :—

The works under Part I and III were completed during the year at a total cost of Rs. 79,213 and Rs. 56,070 respectively.

(ii) The work of hill cutting at Sion, Scheme No. 6 and Worli Scheme No. 58 was in progress.

(iii) To relieve traffic congestion at Kemp's Corner the work of widening the approaches to the intersections of the roads was taken in hand. The Government has agreed to bear half the cost of the actual expenditure.

Municipal housing.—Total number of tenements constructed during the year under report was 1551 and the total expenditure incurred on housing Rs. 18,90,546.

The major schemes executed during the year are as follows :—

(i) A dormitory at Palton Road accommodating 370 beds and another at Naigaum accommodating 220 beds.

(ii) Two transit camps for rehousing families to be dishoused from the slum areas in Kamathipura were under construction. The first consists of 210 tenements at Haines Road and the second of 254 tenements at Milk Street.

(iii) For housing Municipal employees 144 two room and three room blocks are under construction at Gilder Lane, and

(iv) 120 tenements are under construction at Wadala which will be available to the general public.

III—MAINTENANCE OF BUILDINGS AND ROADS

The total number of properties maintained during the year under report was 3,212 as against 3,196 in the previous year. The upkeep and maintenance of the buildings was carried out partly by contract and partly by departmental agency. For the purposes of contract works, the city was divided into two divisions each of which was entrusted to a separate contractor.

Repairs and Maintenance of Municipal Properties.

Special repairs works estimated to cost Rs. 5,43,569 were taken in hand and the expenditure against them during the year amounted to Rs. 3,20,056.

The works of structural repairs by gunit treatment to Suparibaug Road Chawls Godown Nos. 8, 9 and 10 on Plot No. 104 at Dongri, and the 2nd floor of B. I. T. Chawl, No. 5 at Matunga were completed. The works at Imamwada Chawls and Agripada Chawl No. 21 were in progress. The works of improving water supply at Suparibaug Road chawls and Matunga labour camp were in progress. The works at Bellasis Road chawls, Love Lane chawls Nos. 2 and 3 and Mazgaon Chawls Nos. 1-5 were nearing completion. The works of electrification of Agripada Chawls, Mahar Chawls, New Mominpura Chawls, Chandanwadi Chawls Nos. 4 and 8, Labour Camp at Worli were completed. Independent electric meters were provided at Bellasis Road Chawls, Mazgaon Chawls Nos. 1, 2 and 16, Chandanwadi Chawls Nos. 2 and 5, 225 tenements at Haines Road, Worli, and 110 tenements at Sewri.

The miscellaneous works of oil painting, colour washing, white-washing, etc., were carried out from the provision of Rs. 75,000 on the basis of rates mentioned under Schedule 'A.'

The total mileage of roads in the city at the close of the year was 274.716. 22,248 Sq. Yds., of 3" sheet asphalt surfaces were renewed at a cost of Rs. 2,31,037. Rs. 4.08 lacs were spent on repairs to carriageways. Different types of road surfaces, covering about 4,30,000 sq. yds., were improved during the year. In addition 725 works for private parties and 702 works for other Municipal departments were carried out at cost of Rs. 2.52 lacs and 7.56 lacs respectively.

Rs. 1,60,550 were paid to the Bombay Port Trust for cleaning and repairing Port-Trust wharves and roads.

The work for asphalting footpaths as approved by the Corporation under their Resolution No. 985 of 25th January 1951 was continued during the year and the footpaths of 45 roads covering an area of 65,156 sq. yds. were asphalted at a cost of Rs. 1,37,250.

Benches, street name-boards and public monuments were maintained satisfactorily during the year at a cost of Rs. 10,558.

A total area of 4,736 sq. yds. was added to the roads during the year at the cost of Rs. 56,350.

A sum of Rs. 96,667 was realised on road opening fees, ground rents or fees for temporary occupation of roads and footpaths.

No additions were made to the total length of the tram-tracks during the year. 1.005 miles of tram-tracks were removed from Mahatma Gandhi Road and Girgaum Road. The total length of double tramtracks in the city was 26.254 miles and that of the single tram-tracks was 2.792.

The streets of the city were lighted with gas and electric lamps during the year under report. The total number of lamps in the city at the end of the year was 12,348 which exceeded the figure of the previous year by 23. Details of candle-power and expenditure are given below :—

Kind of lighting.	Candle power.	Expenditure.
Gas	... 17,78,060	Rs. 11,14,285
Electric	... 13,33,091	Rs. 8,02,142

An additional expenditure of Rs. 1,57,151 was incurred on the erection of new lamps, repairs and maintenance, and Works of improvement in street lighting.

As usual an amount of Rs. 43,860 was paid to Bombay Port Trust for lighting of wharves and roads in their charge by adjustment.

The work of providing traffic and channelising islands was completed at 4 places and at two other places was in progress at the close of the year.

Automatic traffic signals were installed at Phirozshah Mehta Road junction Dadabhoy Naoroji Road and Mahomedally Road junction Masjid Bunder Road.

The Hot mix-asphalt plant was in operation throughout the year by contract labour except during monsoon. The Pegson mixer also worked. 3,64,710 sq. yds. of roads and footpaths were repaired. Road renewal by 3rd asphalt carpet admeasuring 66,736 sq. yds. was carried out.

Asphalt Plant.

Crushers.

The crushers at Worli and Sewri gave an output of 12,064 brass as against 12,009 of the previous year. The labour required for running the crushers was obtained departmentally.

Private Streets.

Out of 11 legal actions reported in progress during the previous year, two (under Section 305) were completed during the year. One more action was taken during the year under report bringing the total cases in progress to 10. In addition to these two of special nature (without resort to Section 305 or Section 377(1A) were in progress.

General Comments.

Roads covering 66,736 sq. yds., were improved in asphalt and 15,929 sq. yds., in concrete.

Messrs. Ibcons Ltd., who were entrusted with the review of the work of the Maintenance Branch completed their work and forwarded their recommendations. Steps were being taken to implement the suggestions.

IV—MAINTENANCE OF DRAINS AND SEWERS

The work of repairs and alterations to drains, sewers, including removal and replacement of manhole frames and covers, water entrances, etc., was carried out as usual. The total mileage of pipe sewers, ovoid sewers, and S. W. Drains at the close of the year was 230.641, 21.86 and 218.296 miles, respectively, out of which 103.77, 11.44 and 6.27 miles, respectively, were cleaned during the year.

and sewers.

of drains

The work of giving new street connections to buildings was continued during the year, and 176 sewer street connections and 43 S. W. street connections were granted.

Water courses, catchpits, 14,453 water entrances (including perforated stoneware ones) and 1,39,488 street connections were cleaned.

Water courses, catchpits and street connections.

The Biological installation at Banganga was kept in working condition at a cost of Rs. 3,568.

Biological installation.

All the ventshafts, which numbered about 2,641, were maintained and kept in working order.

Vent shafts.

The work of cleansing and maintenance of these drains was carried out at a total cost of Rs. 7,000 and 1948.65 tons of silt was removed.

Cleansing and Maintenance S.W. drains.

31 sluices on sewers and S. W. drains were operated and maintained in working order.

Sluices.

The work of systematic cleansing of house drains was continued during the year. Special attention was paid to long lengths of common house gullies.

Common House Drains and House Drains in Private Properties.

Departmental and private works amounting to Rs. 1,67,872 were carried out during the year.

Departmental and Private Works.

During the year, the work of issuing requisitions against the house owners for rectifying the defects in house drain fittings was continued as usual. 625 prosecutions were launched for non-compliance with these requisitions which resulted in 305 convictions, the total fines amounting to Rs. 4,734.93.

House connections.

The scheme was deferred in respect of such premises as were falling in the Subvention scheme. Town Planning Scheme of Mahim Woods.

Subvention scheme.

Pumping and Compressor Stations, Purification Works and Ejectors.

Both the pumping stations at Love Grove, *viz.*, Nos. 1 and 2, worked satisfactorily during the year. An order has been placed on Messrs. Eastern Electric and Engineering Co. for supply and installation at Love Grove of two additional pumps each of 40,000 gallons per minute capacity.

The total quantity of sewage pumped by the pumping stations Nos. 1 and 2 was 13,254 million gallons and 20,220 million gallons, respectively. The total quantity of silt removed from pumping station No. 1 was 3,512 tons and the total quantity of the screening, etc., removed from pumping station No. 2 was 8,640 C.ft. The wooden floodgate in the Storm water channel was renewed.

The new detritus plant worked satisfactorily.

The work on the first stage of the proposed purification plant at Love Grove was nearing completion.

About 5,160.54 million gallons of sewage was received at the plant for treatment, *i.e.*, on an average 14.15 million gallons per day of which 7.55 million gallons per day received complete treatment and the rest was given only the primary treatment.

The work of replacing the smaller capacity pumps by 4 higher capacity ones was almost complete.

The total quantity of gas generated during the year was 58,335,100 C.ft. and amount realised by the sale thereof was Rs. 1,50,507. The amount realised by the sale of sludge manure was Rs. 9,363.

Railings were provided at various places in the plant as required by the Chief Inspector of Factories. Samples of sewage and sludge gases from Dadar and Dharavi purification plants were examined in the laboratory at Dadar purification works.

During the year the plant worked satisfactorily. The total quantity of sewage treated was 1,409 million gallons *i.e.*, an average of 3.9 million gallons per day.

The daily average gas generation during fair season was 45,000 to 50,000 c.ft. and during rainy season 15,000 c.ft. The revenue realised by the sale of gas amounted to Rs. 26,294 and that realised by the sale of sludge manure amounted to Rs. 1,679.

The infiltration of storm water into the Dharavi main sewer and the high content of hydrogen sulphide in the gas still continued to be the problems.

The 13 sewage pumping stations (7 major and 6 minor) and 4 air compressor stations in the City worked satisfactorily.

The underground ejectors, which work on the compressed air supplied by the four air compressor stations, functioned satisfactorily during the year.

V.—PRIVATE BUILDING CONSTRUCTION

In all 2,176 applications were received for erection of new buildings and for alteration to the existing ones as against 2,070 during the previous year.

332 buildings were constructed by private enterprise during the year as against 284 during the previous year. Of the buildings constructed 100 were of residential and 230 of non-residential type. The total number of residential buildings constructed by Co-operative societies was 2. The number of one room, two room and larger tenement suitable for residential purposes constructed were 119, 348 and 855 respectively as against 296, 454 and 811 during the previous year.

(i) Actions under Section 354, regarding repairs or removal of unsafe structures.

8,260 notices were issued as against 6,497 during the previous year. Out of these 6,463 were complied with and the remaining were pending at the end of the year.

(ii) Actions under other sections of Municipal Act.

Under several other sections operated by the Building Branch, 12,254 notices were issued during the year. Further, in all 1,692 prosecutions were launched against the house-owners for non-compliance of notices.

99 buildings or portions thereof collapsed during the year as against 101 during the previous year. The total number of persons injured was 66 and killed 18.

Actions under Section 349 of the Bombay Municipal Corporation Act, for removal of huts for walls of inflammable materials were taken and 437 notices were issued of which 427 were complied with.

Sanction of the Standing Committee was obtained in 528 cases for removal of unauthorised structural works. In addition, there were 504 cases pending at the close of the year.

About Rs. 2,21,627 were spent on acquisition of set backs, the area of the set backs added to the road being 4,736.43 Sq. yds.

In all 1,729 warning letters were served for removal of unauthorised projections. 187 projections were removed by the parties of their own accord and 720 were removed departmentally. 189 stall-board projections, 438 weather frame projections and 44 rolling shutters were allowed to be retained on payment of fees.

3,956 applications were received and authorisations aggregating 3,826 tons and 3 Cwts. of cement were issued.

5,642 complaints regarding structural defects, etc., were received out of which necessary actions were taken in 5,462 cases.

The work of fixing number plates in 'E' ward was completed. The scheme of assigning street numbers to the properties in 'F' ward was carried out.

The Special Technical Officer continued to scrutinize the structural designs (both R.C.C. and R.S.) submitted by the local structural engineers for the erection or alterations to the private building in the City.

The survey was started during the year. In all 11,108 old buildings and 3,000 huts were inspected and suitable actions were taken in respect of such premises which needed repairs.

The problem of alternate accommodation for persons dishoused due to acquisition of set backs, collapse of buildings, etc., could not be settled satisfactorily as the number of tenements constructed did not keep pace with the number of families dishoused. However, some relief was given with the help of the Accommodation Controller who was prompt enough to give topmost priority to the deserving cases.

VI.—MECHANICAL BRANCH

The Municipal Workshop completed about 8,000 jobs. Total expenditure on departmental and private works amounted to Rs. 5,34,362, as against Rs. 5,07,818 in the previous year. The expenditure on upkeep and overhead charges amounted to Rs. 1,08,922.

Most of the installation works in connection with the foundry were completed. Both the cupolas and pit furnaces worked regularly. In addition to ordinary jobs, the foundry turned out intricate and special type of castings required by other departments. The total output at sanctioned rates amounting to Rs. 74,348.

The plant worked satisfactorily. A cooler motor was replaced. The expenditure incurred amounted to Rs. 22,864.

The section carried out the normal duties of preparation of estimates, drawings and specifications for purchase and/or manufacture of machinery, and specifications for mechanical repairs and furniture. In addition, the section prepared schedules, specifications and drawings in respect of mandaps for the Bye-elections and General Elections.

The section continued to look after Municipal electric installations. The Municipal Head Office, Victoria Gardens and Main Suburban Office were illuminated on the Republican Day. A new lift was installed in the Municipal Head Office. Lift installation in Improvement Trust Building was in progress. The Crematorium at Queen's Road and the filtration plant at Mahatma Gandhi Memorial Swimming Pool worked satisfactorily.

Electrification of *Ex-Trust* and Conservancy Chawls, new tenements, and transit camps was carried out at a cost of Rs. 4.55 lakhs. In addition miscellaneous works such as providing fluorescent fittings to school buildings, installing passenger-cum-bed lift and electrifications at R. P. T. B. Hospital, etc., were also carried out by this Branch.

The recommendations of Messrs. Ibcon's Private Ltd. with regard to improvement of the working of the Workshop were further implemented.

VII.—TRANSPORT

There were 538 vehicles including one Bull-Dozer in the city fleet. Nine new vehicles were purchased during the year, 26 unserviceable vehicles were disposed off by public auction. The Suburban fleet consisted of 178 vehicles which were directly under Assistant Engineer Transport (Suburbs).

Most of the vehicles were garaged at 7 different places in the City. Major repairs were done at the motor repairs shop at Foras Road. A scheme for construction of a central garage at Worli was prepared.

The average collection of refuse in the City worked out to 2210 tons per day. A part of the refuse was disposed off by transporting it by Railway wagons to Deonar and the remainder was dumped in the lowlying areas in the City. Vehicles garaged at Arthur Road, Annesley Road and G Ward (North). Stables continued to work double shifts of 8 hours each, for want of adequate number of vehicles. Due to shortage of rolling stock movement of refuse trains were not satisfactory. The work of levelling the refuse dumped at various places was done with the help of the bull-dozer.

Total number of vehicles employed for transporting road materials was 38, out of which 6 were practically idle for the whole year. Most of the lorries were utilised for the work of asphaltting roads, supplying crushed metal to wards, hauling debris and earth in the wards and for other miscellaneous works. Total mileage covered by different vehicles worked out to 2,83,444 miles. Total expenditure incurred during the year on the working of lorries and trucks amounted to Rs. 2,15,946 and the charges recovered from the various departments amounted to Rs. 1,77,877. On account of heavy demand from various departments, lorries had to be hired from Bombay State Road Transport Corporation on periodical contract basis up to a maximum of 35 to 40 vehicles per day.

The bonus scheme, introduced since 1-1-1957 for the refuse and cesspool drivers and cleaners worked satisfactorily.

Battery charging and repairing was started at Foras Road Motor repairs shop.

Orders for supply of 4 air compressors, an arch-welding set and oxy-acetelene welding and cutting set, valve refacing machine, etc., were placed during the year.

Work of implementing recommendation made by Messers. Ibcon's Ltd. in their Report No. 28 on Transport utilisation was entrusted to Standards Officer of the Chief Accountant with effect from 1-10-1956.

VIII.—TOWN PLANNING SCHEMES

**(A)—Town Planning Scheme, Bombay City No. 1
(Mandvi and Elphinstone Estate)**

The final sanction of the State Government for the above scheme was not received during the year. Most of the work regarding printing of the final scheme was nearing completion.

(B)—Town Planning Scheme, Bombay City No. II (Mahim)

Final scheme for this area drawn by Shri V. K. Bakre, the Arbitrator, was in the process of printing. The Government's approval to the scheme is awaited.

(C)—Town Planning Scheme, Bombay City No. III (Mahim)

Awards will be declared after demarcation of plots on the site.

(D)—Town Planning Scheme, Bombay City No. IV (Mahim)

Arbitration proceedings in respect of 600 property-owners were completed and of the remaining were in progress.

(E)—General

Expenditure incurred during the year under report in connection the Scheme No. I and for the preliminary works of Schemes Nos. II, III and IV works out to Rs. 15,123 and Rs. 2,12,639 respectively.

IX—FACTORY SECTION

Factory Branch granted 843 new permits and renewed 51. Out of 471 prosecutions launched for factories being found working without any permit, 174 were withdrawn as the parties complied with the Municipal requisitions. In 196 cases parties were convicted and fined and 98 cases were pending at the close of the year.

Factory Branch advised the Building Branch on proposals for factory buildings and the Superintendent of Licences on proposals for licenesable trades and storages.

X.—CONSERVANCY

The average surface area of roads, foot-paths and house gullies cleaned daily worked out to 270.8, 280.4 and 104.0 square miles, respectively.
General. The total refuse collected and removed through the municipal agency during the year was 8,07,000 tons inclusive of house, trade and market refuse. Corresponding figure for the previous year was the same.

Roads, foot-paths and house gullies were swept and washed. An aggregate area of 1,31,77,414 square yards of roads was swept, 21,310 tons of scrappings removed, 11,71,031 square yards gullies flushed and 47,60,724 gallons of cesspool contents removed. The system of house to house collection of refuse was continued in A, D, F and G Wards.

The total number of rats caught and destroyed was 9.81 lacs as against 9.97 lacs in the preceeding year. No rat was found infected with
Control of rat pest. Plague.

14,036 stray dogs were caught as against 11,939 in the previous year. Out of these 12,227 were destroyed, 1,132 returned to their respective owners, 164 sent to hospitals for experimental purposes, 181 escaped and 46 detained in the kennel chamber at Mahalaxmi refuse siding. 14,879 dog bite cases were reported during the year.

8,112 dogs were licensed under the Dog Licensing Act, as against 8,130 in the previous year. The total income by way of dog licensing fees, etc.,
Dog Licensing. amounted to Rs. 41,855 as against Rs. 41,865-4-0 in the previous year.

The work of immunizing milch cattle against rinderpest was continued. The total number of inoculations done during the year was 19,389 as against 22,978 in the previous year. This year 33 cases of rinderpest were reported as against 56 in the last year.

The Conservancy Branch rendered special conservancy and halalkhore services to various circuses, exhibitions, etc., for which amount of Rs. 64,820-13-0 and Rs. 11,089-1-0, respectively were realized. The annual income derived by auction sale of certain Heath Department rights amounted to Rs. 6,600-0-0.

3,72,028 tons of refuse was transported to Deonar at a cost of Rs. 8,00,600. Total number of refuse wagons sent was 21,884. The work of unloading refuse wagons was carried out wholly by contract. Cost of unloading refuse wagons amounted to Rs. 3,65,231.

Removal of town refuse to Deonar.

The position of rolling stock was not satisfactory. The arrangement of running two trains per day was continued. 59 railway wagons were taken on hire from Western Railways.

Rolling stock.

Area reclaimed was two acres. The total income realised from various sources amounted to Rs. 81,223.

General.

VIII.—MUNICIPAL TRUST AND MUNICIPAL PROPERTIES

1.—Acquisition of Land.

Acquisition proceedings were completed and possession of the following properties was obtained :—

- (1) Land bearing C.S. No. 1597 (part), Byculla Division for B. Y. L. Nair Hospital.
- (2) Land bearing C.S. No. 31 (part), Sion Division for a Municipal Pumping Station.
- (3) Land in C.S. No. 1/760 and 2/760, Mazgaon Division for a Municipal Pumping Station.
- (4) Government land in C.S. No. 12 (part), Girgaum Division at Chaupaty for Krida Kendra.
- (5) Land at Govandi for an approach Road to Railway station.
- (6) Land in C.S. No. 29 (part) of Versova for Sweepers' Quarters.
- (7) Land on plots 1, 2, 3, 6 and 7 of Rajabally Tank Scheme, Satancruz (West).
- (8) Government land for a 40' Road from Sion Trombay Road to Mankhurd Railway Station.
- (9) Land in Survey No. 173 (part) and 175 (part), of Ghatkoper for a Municipal School.

Land occupied by Milch Cattle Stables in the City of Bombay:—Awards in four cases were declared.

Acquisition proceedings in respect of the following properties required for Municipal purposes were completed and Awards of the Special Land Acquisition Officer were awaited.

- (1) C.S. No. 436 of Lower Parel Division.
- (2) C.S. No. 3168 of Bhuleshwar Division for a school.
- (3) Land at Govandi for an approach Road to Railway Station.
- (4) Land in plot No. 32, Scheme 6, Sion Matunga West Estate for BEST Terminus Station.
- (5) Land in Survey No. 197-B of Kurla for B. E. S. T. Undertaking.

Acquisition proceedings in the following cases were in progress :—

- (1) Land in C.S. Nos. 1/1884, 2 to 6/1885, 1887 and 1 to 8/1887, Byculla Division.
- (2) Certain land at Lamington Road for extension of Nair Hospital.
- (3) C.S. No. 725 (part) and 1/725 (part) of Malbar Hill and Cumbala Hill Division for housing at Tardeo.
- (4) Certain land at Suparibaug for extension of K. E. M. Hospital and housing essential staff.
- (5) Sites in the City where Buildings have collapsed.
- (6) Certain site at Nagdevi Street for housing.
- (7) Property known as 'Dabholkar Adda' at Parel Government Gate Road for Development and Improvement.
- (8) Property known as 'Mumbadevi Tank.
- (9) C.S. No. 61 (part) of Dadar Naigaum Division at Shinde Wadi for a recreation ground.
- (10) Site for an open air Theatre at Azad Maidan.
- (11) Certain lands at Vikhroli for development Scheme.
- (12) Land at Bandra for a market.
- (13) Two sites one on East and the other on West, Andheri for a public Garden.
- (14) Sites for public sanitary conveniences in H and K Wards.
- (15) Land at Koldongri, Andheri (East), for a School and a dispensary.
- (16) Plot of land in Vile-Parle (East) for a public library.
- (17) Land for a Chlorination Plant at Bhandup.
- (18) Sites for sanitary conveniences at Mahul, Ghatla Govandī and Govanpada.
- (19) Survey No. 47, Hissa No. 1 (part) and 2 (part) of Mogra for a school at Andheri (East).
- (20) Land at Bhandup Village for a public sanitary conveniences.
- (21) Land at Bhandup for a night soil Depot.

Acquisition of Municipal land by Government of India and Government of Bombay.

- (1) *Plot No. 104, Scheme No. 11, West Agripada Estate.*—Case was closed for award.
- (2) *Land out of C.S. No. 6, Sion Division for Express Highway.*—Possession of land handed over to Government.
- (3) *Plots Nos. 24 and 25, Sion Matunga West Estate for post office.*—Municipal claim was filed before the Special Land Acquisition Officer and his award was awaited.

CHANGES IN THE EX-TRUST AND MUNICIPAL ESTATES

There were no changes in Layout in Ex-Trust Estates,

The area of the permanently leased land increased during the year from 57.73 lacs. square yards to 58.01 lacs. square yards and the rent in respect thereof increased from Rs. 42.37 lacs to Rs. 42.73 lacs. The area of the developed land which remained to be leased was 2.15 lacs. square yards.

The area of undeveloped land remained the same as in the previous year, *viz.* 51.97 lacs square yards.

Out of the total of 2,879 acres (acquired by the ex-trust) about 37.3 per cent. remained to be developed and out of the developed area 3.5 per cent. remained to be leased which included an area of 1,64,680 square yards reserved for Municipal purposes.

SLUM CLEARANRE

Construction work of Transit Camps of 244 and 210 tenements at Agripada and Byculla was completed.

DIS-HOUSING AND REHOUSING

New residential accommodation made available by the lessees of the *ex-Trust* Estate; The total number of tenements provided upto date in all the *Trust Estates* including those erected by the Development Department and the several *Mill Co.s* exceeded the total number of tenements demolished by 36,401.

Housing of Squatters.—About 2 259 and 1,510 squatters' families resided in the colonies at Mankhurd and Jogeshwari respectively. The recoveries of rents continued to be far from satisfactory owing to unemployment among the squatters. A Welfare Centre at Jogeshwari Colony was being conducted. During the year under report, squatters from Kol-dongri, Bandra, Khar, Tulsi Pipe Road, etc., were removed to Jogeshwari Colony.

Sanitation of both the colonies was well looked after and the areas kept free from Malaria, etc., by spraying insecticides.

LONG LEASES

The number of plots let out during the year was 28 admeasuring an area of 32,273 square yards and valued at Rs. 9,74,801. The total number of plots disposed of upto 31st March 1957 was 4,259 admeasuring 59,97,345 square yards and valued at Rs. 12,44,74,929.

SHORT LEASES

Six temporary leases were granted during the year.

The number of vacant land tenancies on both the municipal and *Ex-Trust Estates* was 3,547 at the close of the year. The demand for vacant land tenancies in *Ex-Trust Estates* was Rs. 8,01,862 and the recovery was Rs. 5,91,516. Arrears amounting to Rs. 1,05,408 were still due from Military Authorities and correspondence for the same was in progress. As regards the areas in Scheme 58 and 52, Worli, requisitioned by the Collector of Bombay the question of fixing the rate of compensation payable was receiving his attention. He was requested to expedite.

MANAGEMENT OF PROPERTY AND COLLECTION OF REVENUE

A.—Trust Section

Ex-Trust Permanent Chawls.—The gross demand for the year was Rs. 13,71,417. The net demand excluding the amount of vacancies and concession granted to public bodies and associations was Rs. 13,49,553. The revenue actually collected came to Rs. 11,90,951 which was equivalent to 74.92 per cent. of the total amount recoverable including the arrears.

S. P. Sheds:—The gross demand for the year in respect of rooms in S. P. Sheds was Rs. 4,99,150 and the net demand after making allowances for vacancies and concessions was Rs. 4,92,057.

The actual collection came to Rs. 4,80,027 which was equivalent to 85.05 per cent. of the total recoverable amounts including the arrears. Corporation approved of the general increase in rent of pre-war chawls, S. P. Sheds and other municipal properties at 50 per cent. for rents upto Rs. 10, 33-1/3 per cent. for rents between Rs. 10 and Rs. 20, and at 25 per cent. for rents above Rs. 20, and 60 per cent. for non-residential users and also for Creation of Rent Equalisation fund and Amenity Fund.

Corporation also approved the formula for the fixation of rents in (1) Pucca Buildings single and multistoried and (2) S. P. ground floor structures. The percentage of outgoings in respect of chawls and S. P. sheds worked out to 70.28 and 83.25 respectively of the annual demand. The collection of rent in chawls amounted to Rs. 11,90,951. Deducting therefrom the expenses on account of outgoings amounting to Rs. 8,37,000 the net income came to Rs. 3,53,951. The capital expenditure incurred on these chawls including the value of land amounted to Rs. 155.94 lacs. The Corporation are required to pay annually the interest and sinking fund charges aggregating to Rs. 9.43 lacs at the rate of 4.65 per cent. on the capital expenditure incurred prior to 1919-20 and 6.35 per cent. on the expenditure incurred thereafter. The net income after deducting outgoings was insufficient to meet this expenditure and thus there was a loss of Rs. 5,60,789 under the permanent chawls for the year under review.

Bye laws for maintaining sanitation, etc., in municipal chawls and buildings were enforced and fines aggregating to Rs. 313 were imposed and collected from the tenants for the breaches of these rules.

First Aid Sets and Sick Room Requisite such as thermometers, Ice-bags, etc., were maintained at 8 Chawl Centres, Matunga Labour Camp, Dharavi, and Mankhurd Colony for squatters.

The prizes of Rs. 50 and Rs. 20 for maintaining best sanitation of the chawls were awarded for the year 1956-57 to the best Chawl Superintendent and the Mukadam during the year. In order to encourage the sweepers to co-operate in the maintenance of sanitation, 10 prizes of Rs. 10 each for the best sweeper in each of the different groups of chawl centres were also awarded.

The newly constructed Dormitory at Palton Road was opened for footpath dwellers of Fort Area in April 1956. From June 1956 it was being fully occupied. Another dormitory at Naigaum was under construction.

The Corporation have approved of the scheme of accepting contributions from dishoused tenants either on account of improvement or acquisition schemes or house collapses and also for the members of the general public. The amounts of contributions proposed are as under :—

- | | |
|--|--|
| (1) Those dishoused by improvement or acquisition schemes or who are victims of house collapses. | Rs. 500 for one room tenement with common bath and W.C.
Rs. 750 for one room self-contained tenement and Rs. 1,000 for a shop |
| (2) Members of the General public ... | Rs. 750 for a one room tenement with common bath and W.C.
Rs. 1,150 for a one room self-contained tenement. |

419 plots agreed to be leased, could not be handed over on account of temporary lettings and occupations thereon. Action was in progress to remove the same. The number of plots handed over but not built upon was 362.

During the year, 43 lessees were granted permission for the construction of motor garages in the compulsory open spaces and additional floors were sanctioned in 72 cases. cases of encroachments were detected.

IX.—WATER WORKS

I.—Head Works at Lakes and Trunk Water Mains

(1) The City of Greater Bombay derives its water supply by gravity from four lakes or impounded Reservoirs, viz., Tansa, Vehar, Tulsi and Vaitarna. The total quantity of water supplied to Greater Bombay during the year, was 53,636.30 million gallons. The quantity of water supplied to the City proper, was 45,480.30 million gallons, of which 34,606.24 million gallons (76.09 per cent.) was for domestic supply, 9,813.91 million gallons (21.58 per cent.) for trade and industries and the balance of 1060.15 million gallons (2.32 per cent.) for public purposes. The quantity of water supplied to the Suburbs was 8,156 million gallons out of which 3,719 million gallons (45.59 per cent.) was for domestic requirements and 4,437 million gallons (54.41 per cent.) was for trade, industries, etc.

Sources of Supply, and statistics of quantity.

II.—Maintenance Branch, Outside City Division

(2) This Branch is entrusted with the work of repairs and maintenance of trunk mains, culverts, embankments, head works at the lakes sterilization of City's Water Supply, etc. 151 miles of steel mains, 48.25 miles of cast iron mains, 23.25 miles of masonry duct, 3.88 miles of tunnel, 362 bridges and culverts, 81.5 miles of trolley track, etc., were maintained by this division.

General.

(3) Seven heavy type and six light type of motor trolleys were maintained during the year. The total mileage covered by the trollies was 71,433 miles. Mobile units consisting of petrol driven and diesel driven motor trollies, jeeps air compressors, welding plants, concrete mixers, outboard and inboard motor engines, lighting sets, etc., were maintained.

Maintenance of plants equipment and motor trolleys.

(4) In order to maintain the purity of water received from the catchment area, Campaign against tresspassers and cattle. campaign against tresspass was continued and 150 heads of cattle were impounded and about 771 were driven out from the area.

(5) The total number of visitors to the garden at Tansa lake was about 65,000 and at Vihar Lake garden 3,14,000, during the year. A new park at Powai Lake admeasuring 55 acres of land was declared open on 9th February 1957 by Shri S. K. Patil, M.P.

(6) The water supply from Tansa Lake was sterilized by chloramine treatment at Bhandup and Powai. The doses of chlorine varied from 0.67 to 1.5 parts per million and that of ammonia from 0.14 to 0.3 parts per million, according to demand. The Vihar supply was sterilized at the Old Chlorination Plant at Powai upto a January 1957, when the new plant at the same place and few hundred yards downstream was put into commission. The details of the new plant are given under paragraph 38. The doses of Chlorine varied from 0.7 to 1.50 parts per million, and that of Ammonia from 0.14 to 0.3 parts per million. The practice of Ammoniation before Chlorination was stopped from the middle of the year as it was observed that the effective action of chlorine was retarded by pre-ammoniation.

(7) The work of collection of samples was intensified to a very large extent as the system of collecting samples once a fortnight was found to be too inadequate to keep a proper check on the quality of water supply. During the year 3,711 samples of water were taken of which 179 showed presence of B-Coli organisms in 10 ml.

(8) A new Welfare Centre building was constructed at Ghatkopar cross connection and equipped with several indoor games. The daily attendance to the centre averaged about 60 to 70 persons. 6 Dispensaries in charge of one Medical Officer looked after the health of Municipal Employees working in this branch. A total number of about 12,900 employees were treated at these dispensaries.

III.—Maintenance Branch, Inside City Division

(9) This branch is concerned with the maintenance of Water Works Inside the City. It carried out repairs and maintenance of water mains, hydrants, fountains and cattle troughs, plant and machineries, testing of water fittings, repairs and maintenance of water meters, making new connections, operation and maintenance of chlorination plants, at Malabar Hill and Bhandarwada Hill Reservoirs.

(10) A total length of 437 running miles of water mains was maintained during the year. There were 45 bursts on the mains which were promptly attended to. 75,362 works pertaining to repairs to communication pipes, cleaning of chokes and service pipes, cleaning of meters strainers, etc., were carried out. 29,738 repair jobs were carried out on about 10,000 fire hydrants in the City.

(11) The total number of water connections to different premises in the City was 63,580. The number of new water connections made during the year 1,593, out of which 1,482 were granted at the cost of the parties and 111 from Municipal Funds. 13,935 trenches of varying lands were excavated for making connections and for general repairs and maintenance works.

(12) During the year 11,679 meters were repaired or replaced by new ones.

(13) 16 Pumps were maintained at a total cost of Rs. 75,000.

(14) Due to the epidemics of typhoid, and jaundice the dose of chlorine was stepped up at all subsidiary chlorine stations. The consumption of chlorine for re-chlorination inside the city was 2,67,392 pounds.

(15) 11 Petrol driven motor vehicles, one diesel motor lorry and 27 material hand carts were maintained for transport of men and materials.

(16) **Testing of water fittings.** The total number of water pipes and fittings tested was 3,15,221 out of which 1,76,520 were for private parties and the remaining for Municipal works.

(17) **Testing of Meters.** 3,939 Municipal Meters and 541 private meters of different sizes were tested, at the Municipal Workshop for correctness.

(18) **Maintenance of Gardens.** The Gardens along the slopes of Gibbs Road and Ridge Road known as Hanging Gardens, Sir Pherozechah Mehta Gardens on the top of the Malabar Hill Reservoir, Ladies and Children's Garden at Ridge Road, Kamala Nehru Park, and Sir Joseph Baptista Garden on the top of the Bhandarwada Hill Reservoir were maintained during the year. Coloured lights were provided in Kamala Nehru Park and Sir Pherozechah Mehta Gardens and were displayed on Saturdays and Sundays and Holidays, except during the monsoon. A new Sanitary Block was provided at Sir Pherozechah Mehta, Gardens.

IV.—Distribution Branch

(19) **General.** This branch deals with the Distribution of water within the City limits and is divided into 3 sections viz., the South, the North and the Central. Each of these sections deals with the work of distribution and regulation of supply, short supply complaints and court actions for enforcement of the provisions of the Municipal Act, the investigation of wastage, rewashing of leaky taps, issue of notices, etc. For the purpose of distribution of water the city is divided into three main divisions, viz., (a) the area is getting supply from the Malabar Hill Reservoir, (b) those from the Bhandardwada Hill Reservoir and (c) those getting direct supply.

(20) **Short supply complaints.** There were 13,534 short supply complaints during the year as against 13,375 during the preceding year. The number of complaints for the last 2 years is more or less steady.

(21) **Notices and Prosecutions.** The number of prosecutions launched during the year was 588. The number of conviction was 364 and 84 cases were withdrawn after compliance with the notices and 140 cases were pending disposal at the end of the year. Total amount of fine recovered was Rs. 56,497. Besides the above 5,545 notices under Section 278(2) of the Bombay Municipal Corporation Act were served for defects in water fittings for which 840 prosecutions were launched. The number of convictions was 670 and the amount of fine recovered was Rs. 3,131.

(22) **Disconnecting the water supply.** The number of cases reported to the Standing Committee for severing the water connections for non-payment of taxes and using unmetered water supply was 1,668.

(23) **Fire attendance.** The total number of calls received from the Fire Brigade Department was 1,194. They were promptly attended to by the Distribution Staff.

(24) **Testing of mains by Deacon Meters, and sounding, and rewashing of leaky taps.** 100 Miles and 1,273 feet of mains varying from 4" to 9" were tested by Deacon Meter in the City and 209 miles and 3,358 feet of mains from 12" to 17" was sounded. 31,525 leaky taps were rewashered during the year.

(25) **Revenue from metered connections.** A total revenue derived from water supplied by meter measurement was Rs. 1,78,49,795 for the city only.

(26) **Meters.** 10,803 meters of sizes varying from ½" to 8" were maintained during the year. The programme of metering of domestic supply in areas where the supply quantum was above average was continued during the year and 353 new properties were metered.

V.—Construction Branch.

(27) **Laying new mains.** For improving the water supply in the city, water mains of different sizes were laid and other works were carried out from Capital Works, Loan Funds, and number of works of laying different sizes of mains and making connections were carried out on behalf of other departments of the Corporation and private parties.

(28) Four works for improvement in regulation of water supply were carried out during the year.

(29) It was found that at many places heavy corrosion had set in, resulting in puncturing of the plates of the 57" steel mains. In order to prevent further deterioration, 100 R.ft. of pipes, which were partly corroded were patch plated and gunited.

Protection of the 57" steel mains in the city by patch plating and guniting.

VI.—Works Branch.

(30) Four major works of laying water mains of sizes 12" to 30" were completed during the year. Part of the work of laying 30" main in 1st Marine Street was deferred pending decision for the construction of underground subway in its proposed alignment. Nine works of making cross connections were carried at different parts of the city for improvement of supply. 5,170 R.ft. of steel pipes varying from 9" to 48" diameter were fabricated departmentally for various works in the city and suburbs, and 330 Cwt. of steel specials were also fabricated as cast iron specials were in short supply.

Laying of water mains.

VII.—Remodelling Branch.

(31) The work of Remodelling the Distribution System in the City was continued during the year and a total length of 17,635 R.ft. of water mains of sizes varying from 12" to 48" diameter were laid during the year.

Remodelling the Distribution System in the City.

VIII.—Survey and Design Branch.

(32) Several proposals for laying water mains for improvement of water supply of the City were formulated during the year and 143 estimates for provision and enlargement of water mains and other works, were prepared and submitted to the Works Committee and Corporation for sanction.

Preparation of plan and estimates.

(33) 1,601 estimates of compounded water charges for water used for construction purposes were framed. In addition to this 1,484 cases of suburban areas were also dealt with by this branch for framing estimates for compounded charges for used for construction purposes.

Compounded water charges, for water used, for building construction.

IX.—Standards Branch.

(34) The standards branch continued to function for the department both as regards reorganisation of the suburbs and to scrutinise various proposals for increasing the staff resulting from new development works and increased activities of the department.

X.—Works of Interest.

(35) Under the Remodelling Works an independent outlet was proposed to be provided for Tardeo area. For this purpose the 32" inlet main was converted into an outlet main and a new 48" outlet pipe was laid along the slopes of the Hanging Garden. The work of laying the pipes inside compartment No. 1 and No. 2 of the Malabar Hill Reservoir was also taken in hand and completed within a period 9 days with continuous working for 24 hours.

Tardeo Outlet.

(36) Powai Park covering an area of 55 acres was thrown open to the public on 9th February 1957, by Shri S. K. Patil, M.P. The park includes the pavilion and a deer park which has proved very popular with the public.

Powai Park.

(37) Arrangements were made to run a canteen through a contractor for the public visiting the gardens at Vihar Lake. This is very much appreciated by the public as there was no other arrangement for refreshment to the visitors who came from long distances many a times walking on foot.

Canteen at Vihar.

(38) A new chlorination plant was built at Powai, equipped with modern machinery such as engines, generators, motors, pumps and automatic basin control pannels for injecting chlorine solution. This plant was put into commission in the month of January 1957.

New chlorination plants.

(39) While making cross connections between the West main and 96" main in Pogaon Chinchavli section, the gate of 36" sluice valve on West main at Pogaon Anchor Block gave way and could not be lifted up from the shut position inspite of the various methods tried out about 3 days. In order to restore the water way a hole of about 24" diameter was cut in C.I. gate by means of a Special Cast Iron Cutter.

Breakdown of 36" Sluice valve at Pogaon.

(40) The two 57" diameter steel mains are laid on a six span masonry bridge across Bandra creek. On inspection it was found that there was considerable scouring of the foundation which required repair works to be carried out. The work which is being carried out through a contractor includes construction of concrete aprons, stone pitching over the aprons to prevent scouring etc., and plastering of the piers wherever necessary. At the close of the year the work was nearing completion.

Repairs to the piers and foundation of bridge at Bandra Creek.

X.—BOMBAY FIRE BRIGADE

During the year the total number of Fire Stations continued to be 12 in the city including one in the suburbs. The Fire Brigade Department had a fleet of following vehicles including 17 Motor Pumps (all fitted with first aid appliances) 8 Trailer Pumps, 3 Turntable Ladders, 1 Motor Emergency Tender, 1 C. O. 2 and Foam Crash Tender, 56 Ladders of various types with special gears.

The number of calls received was 1,504 of which 964 calls were for 830 actual fires as against the previous year when the number of calls were 1,658 of which 1,349 calls were for 749 actual fires. The estimated loss of the properties damaged by fire was about Rs. 38.60 lacs as against Rs. 66.93 lacs in the previous year. Decrease in the loss of fire can be attributed to strict vigilance of the department against hazardous storages and absence of disturbances in the city.

The properties involved under the cover of insurance were worth Rs. 2,024.38 lacs as against 14,973.84 lacs in the previous year.

The number of occasions on which special services were rendered by the Brigade was 243 of which 152 were for house-collapse and 72 for other service and 19 for rescue as against 191 in the previous year.

The total number of fire alarm pillars including private ones was 205 in the city and nearly 44 per cent. of the total calls were received through this system.

The year is note-worthy for some extra curricular activities such as the Fire Prevention Week, sponsored by the State Government under direction from the Central Government and the joining of the Bombay Fire Brigade along with other organizations of fire services in the city for making the week a success.

12 trainees from National Fire Service College, Rampur, were specially sent to Bombay Fire Brigade to acquaint themselves with the practical training of various types of fires which the Bombay Fire Brigade personnel is used to combat usually. Demonstrations in fire-fighting lectures and instructions were given to students of local schools and members of Home Guards. Competition drills were also held and welfare activities such as annual athletic sports were also conducted.

Ambulance Service.

The ambulance Section of the Brigade attended 1,627 calls for accident, 1,628 for maternity and 3,999 for hire cases, removing a total number of 7,037 persons as against 1,533, 1,581 and 3,740 calls respectively, removing 6,654 in the previous year.

The receipts for the year through hire charges amounted to Rs. 27,934 as against Rs. 25,661 of the previous year. First aid was rendered by ambulance staff on 252 occasions as against 303 in the previous year.

XI.—PUBLIC GARDENS

During the year under report, the department maintained 101 sites consisting of 19 gardens, 58 recreation grounds, 4 fountains, 7 traffic islands, 5 open spaces, 3 band-stands, 4 box-hedges and 1 statue. It planted and maintained 671 trees on the newly constructed roads. It also added the following 4 new sites during the year.

- (1) Recreation ground at 110 tenements, Sewri.
- (2) Recreation ground near Sion General Hospital.

(3) Recreation ground near Kolawda Station at Sion, and

(4) Bandstand at Shivaji Park.

There were 14 band programmes, 28 Indian Vocal Music programmes, 68 Orchestra programmes and 435 programmes of Recorded Music at different gardens.

An Open Air Theatre has been constructed in the Victoria Gardens for the benefit of the people and is let to the public on reasonable rental basis for cultural programmes etc., and has proved of great interest.

Botanical specimens were supplied to educational institutions as usual.

The expenditure of the garden department during the year under report was Rs. 7,39,542.00 as against Rs. 5,75,240-6-0 last year and the income was Rs. 42,088.60 as against Rs. 46,237-7-3 during the preceding year.

XII.—VICTORIA AND ALBERT MUSEUM

The museum remained open for 151 days as against 307 days during the previous year. It was closed to the public from 8th September 1956 to 11th March 1957 for urgent repairs to the building. 5.6 lakhs visitors visited the museum as against 10.8 lakhs during previous year. 2,485 students from Primary and Secondary Schools visited the museum during the year as against 14,383 during the preceding year. Total collection from admission fees and sale of publications were Rs. 4,562.22 and Rs. 100 respectively. Six new showcases were purchased for better display of models showing Indian costumes and two keyboards were prepared for safe custody of keys of showcases. The model of sugar cane cultivation was renovated and exhibited in two showcases. All the showcases were classified in different sections such as Cottage Industries, Ethnology, Fine Arts, etc. Two Ivory images and one silver coin were purchased and exhibited at a total cost of Rs. 843.94 and six books were purchased at a total cost of Rs. 141.87. Reference service was rendered to research students from outside Bombay and also to 125 local visitors. Expenditure for the maintenance of the museum was approximately Rs. 75,000.

XIII.—MUNICIPAL LIBRARIES

923 and 131 books costing about Rs. 2341.03 and Rs. 336.30 for Municipal Libraries in City and Suburbs respectively were purchased during the year under report with the help of Book Selection Committee.

About 2,61,745 and 89,022 visitors took the advantage of the libraries in City and suburbs respectively during the year.

The Total income derived from City Libraries was about Rs. 1386.70 as against about Rs. 1079 during the previous year. The income from the libraries in the suburbs during the year under report was about Rs. 568.49 as against Rs. 384 during the previous year.

The expenditure on the Municipal Libraries in the City was Rs. 46,901.97 as against about Rs. 44,574 during the previous year, while the expenditure on the suburban libraries during the year under report was Rs. 6,103.87 as against Rs. 4,674.14 during the previous year.

XIV.—CENTRAL STORES

Tenders were invited for the purchase of stores during the year 1956-57 in 197 cases as against 150 cases in the preceding year. During the year about 24,517 tons of cement worth about Rs. 28.06 lakhs ; 1,76,112 R.ft. of Black and Galvd. iron pipes worth about Rs. 1.72 lakhs ; 1,89,962 R.ft. Cast Iron and Hume pipes worth about Rs. 30.71 lakhs ; 2,235 tons of Iron materials worth about Rs. 10.71 lakhs ; and 1,30,814 Yards of cloth worth about Rs. 0.95 lakhs were purchased. 4,073 Bengal Maunds of Grain (Gram, Bajri and Wheat Bran) for Head Supervisor and the Superintendent of Gardens, worth about Rs. 0.53 lakhs were purchased and 6,575 Bengal Maunds of Wheat and Rice and Nagli for various Hospitals and Maternity Homes worth about Rs. 1.32 lakhs were purchased.

The total purchase effected during the year including the articles received on Return Stores Mema from Municipal Departments amounted to Rs. 100.14 lakhs as against Rs. 68.01 lakhs in the preceding year. The increase was due to the higher demand for the supply of materials. The balance of stock on hand on 31st March 1957, was worth Rs. 24.31 lakhs at the Central Stores and B.B. Pipe Depot and Rs. 1 lakh at Foras Road Depot totalling Rs. 25.31 lakhs as against Rs. 19.27 lakhs including Foras Depot in the preceding year.

The total number of orders placed with the contractors and other dealers was 4,568 as against 3,938 in the preceding year. The number of indents, inclusive of Sales Mema received from the departments at the Central Stores and B.B. Pipe Depot was 26,447 and that at Foras Road Depot was 15,038 totalling 41,485 as against 41,466 inclusive of Foras Road Depot in the preceding year.

Most of the articles purchased during the year were of Indian Manufacture and the value there of amounted to Rs. 77.46 lakhs. The value of foreign goods purchased amounted to Rs. 22.68 lakhs. During the year, no dust bins were issued to the public by this department as in the previous years.

The total turn-over of the department, *viz.*, Receipts and issues of stores came to Rs. 195.25 lakhs as against Rs. 146.08 lakhs in the preceding year.

The stock of stores was verified but no case of any appreciable difference in stock was noticed. The abnormal conditions created by the war reacted sharply on the department during the year as before. The rates quoted in the annual tenders for the year 1957-58 invited during the months of November 1956 and January 1957 were in a few cases higher than the market rates and only a few of the tenders had to be rejected.

This department, however, successfully played its role of a major supplying agency to the various Municipal Departments.

XV.—LICENCES

The number of licences and factory permits issued during the year was 37,474 as against 37,217 during the previous year. The licences and permits realised 12.33 lacs as fees against 11.29 lacs in the previous year. The outstanding amount of licence fees amounted to Rs. 1,71,205 as against Rs. 1,86,251.75 during the previous year. Out of this amount Rs. 1,38,478 have been recovered and kept in deposit, which are being adjusted in accounts. Thus the total licence fees will amount to Rs. 13,72,250 approximately. The loss of revenue incidental to disuse or demolition of old licensed premises amounts to about Rs. 0.27 lacs against Rs. 0.42 in the previous year.

The total number of permits issued for exhibiting sky-sings and other advertisements was 3,718 which realised Rs. 4.22 lacs as revenue, while the corresponding figures of the previous two years were 4.16 and 4.24 lacs, approximately, respectively. The ground rent recovered for advertisement sites was Rs. 12,070. An amount of Rs. 4,088 recovered for ground rent received in deposit is being adjusted.

The total number of hawkers and squatters' licences issued during the year was 40,727 as against 37,863 issued during the previous year. The fees realised were about Rs. 4.07 lacs against Rs. 4.06 for the previous year.

During the year, the Licence Department instituted 4,155 prosecutions under Sections 328, 328A, 394 and 412A of the Bombay Municipal Corporation Act, as against 4,737 prosecutions in the previous year. The total amount of fines inflicted was about Rs. 18,999 as against Rs. 16,239 of the previous year.

XVI.—SHOPS AND ESTABLISHMENTS DEPARTMENT

The total number of establishments as on 31st March 1957 stood at 94,884 as against 91,230 on 31st March 1956, while the Registration fees, etc., amounted to Rs. 15,659-7-9 as against Rs. 15,145-10-0 for the preceding year.

During the year under report 69,266 visits were paid to the various establishments and 2,006 complaints were received, besides 46 complaints which were pending during the previous year. Investigations in respect of 1,991 complaints were carried out and with a view to enforcing the provisions of the Shops and Establishments Act more effectively, 402 mass-raids were

carried out. Of the 747 prosecutions pending at the close of the preceding year and 5,276 launched during the year under report, 5,085 were decided resulting in the realization of fines amounting to Rs. 1,71,566; thus showing an increase of Rs. 20,748 over the figure for the preceding year.

Grant-in-aid received from the Government for the year 1956-57 was Rs. 1,49,198 for meeting part of the expenditure incurred during the year 1955-56, while Rs. 15,145-10-0 were realised by way of registrations fees, etc., during the same year (1955-56). The total expenditure incurred on the administration of the Act during the year 1956-57 was Rs. 2,05,342-11-5 exclusive of Provident Fund and leave contributions and supervision charges.

Payment of Wages Act, 1936.

The payment of Wages Act, 1936 was made applicable to the establishments covered by the Shops and Establishments Act, 1948. 480 complaints in respect of the Payment of Wages Act were received of which 232 between employers and employees were brought to a compromise. 5 cases were filed by the Department before the Authority under the Payment of Wages Act, 6 cases by the complainants themselves and in 8 cases the complainants approached the Labour Commissioner, while in 125 cases investigations revealed that the same were either fictitious or had no sufficient evidence to contemplate action. The rest of the complaints either did not fall within the purview of the Act or the information furnished by the complainants was inadequate to enable this office to proceed with the cases.

Theatre Tax.

The Corporation sanctioned the levy of Theatre Tax at the same rate as during the previous year. A rebate of 1 2 1/2 per cent and 20 per cent was allowed during the year under report for Class I and Class II Cinema Theatres respectively subject to their paying the tax in advance for the full month within the first five days of the month.

There were in all 30 Class I and 27 Class II cinema Theatres in the City. Re-classification of 3 cinema theatres from Class II to Class I, resulted in an increase of Theatre Tax by about Rs. 3,000. Theatre Tax was also levied on dramatic performances, dances and variety entertainments held in the City wherever admission was on payment. Exemption from payment of tax was granted to such performances as were exempted from the payment of Entertainments Duty by the Commissioner of Police, being in aid of charities or for the advancement of cultural and educational progress.

The total income realised by way of Theatre Tax during the year 1956-57 was Rs. 5,74,843-4-0 as against the expenditure incurred *viz.*, Rs. 17,583-1-0.

The total income of the department during the year under report was Rs. 5,90,502-11-9 comprising of (1) Registration, etc., fees Rs. 13,358-12-0, (2) Miscellaneous Receipts Rs. 2,300-11-9 and (3) Theatre Tax Rs. 5,74,843-4-0.

XVII.—MARKETS AND SLAUGHTER HOUSES

The total income from the Markets and Slaughter Houses was 38.98 lakhs as against 39.63 lakhs in the preceeding year. Actually there was no fall in revenue as a large amount of about Rs. 1,09,883 was held in deposit pending final adjustment.

The number of Municipal Markets in the year was 21, including the squatter area at Parel Village as also the Plantain Market at Byculla. The total receipts from the stallage charges, squatters fees, scale-shed and licence fees etc., amounted to Rs. 26.5 lakhs as against 26.6 lakhs, while the net receipts amount to Rs. 18.48 lakhs as against Rs. 18.66 lakhs in the preceeding year.

The average percentage of vacant stalls per quarter was 7.45 as against 8.09, 7.07 and 6.6 respectively in the preceeding three years,

The number of private markets during the year was 23 including the newly licensed Private Markets and open air private market at Tokersey Jivraj Road, Sewree, while the number of outside meat shops was 187. The total licence fee realised was Rs. 39,861 and Rs. 14,145-8-0 respectively.

The total quantity of unwholesome articles of food such as meat, fish, fruits, vegetables, etc., and the contraband meat seized and destroyed was 8,30,262 lbs. as against 6,16,561 lbs. in the previous year. In all 648 seizures were effected for illicit slaughter and 579 prosecutions were instituted resulting in conviction of 629 persons and recovery of fines amounting to Rs. 4,016. The amount realised by selling the seized animals by auction was Rs. 7,432 and over Rs. 1,055 were recovered by way of penalty for importing animals into the city without requisite permits.

The slaughter, removal and other fees realised at the Bandra Slaughter Houses, together with the slaughter fees etc., at the DeLisle Road Sheep Market and the Pig Slaughter Houses amounted to Rs. 11 lakhs.

XVIII.—K. E. M. HOSPITAL AND SETH G. S. MEDICAL COLLEGE

The Hospital and College completed 29 years of service of medical relief to patients and imparting medical education to Students.

In respect of teaching of subjects in the College a new step was taken in that the pre-clinical students, besides having lectures in the class rooms, were taken to the out-patients departments of Medicine, Surgery, Physiotherapy, Occupational Therapy etc., acquainting them with the living Anatomy, Physiology etc., This was a step towards integrated teaching. Batches of 10 to 12 students were allocated subjects for discussions, which were held under direct supervision of Demonstrators and class room lectures were reduced. Similarly postgraduate students were encouraged to work with responsibilities in wards etc.

A number of research activities were carried out in the Hospital and College under the auspices of the I. C. M. R., C. S. I. R., K. E. M. Hospital and G. S. M. College Research Society and through the help of some pharmaceutical firms.

237 new books were added to the College Library. During the year 30,966 books and periodicals were issued for reading in the Library to undergraduates and postgraduate students and teachers. In respect of the College Museum, 50 wet and dry specimens were replaced and the total number of specimens in the Anatomy and Comparative Anatomy sections was 1,752 while in the Pathology Museum there were over 1,900 specimens.

147 male students and 28 female students received hostel accommodation and a number of students had to be disappointed.

In the field of sports and cultural activities, the College had many successes. Prizes were won in various sports organised by the State Medical Athletic Competitions. Particulars regarding the students admitted, cost of the College etc., are shown in the appendices.

The Rockefeller Foundation offered grants in aid for establishing full time departments of Medicine and Surgery at the College on certain terms. A sum of Rs. 9,30,000 approximately was earmarked for the purchase of equipment and supplies for teaching and research and development of Biochemistry and Pharmacology departments. Further grant upto Rs. 3,50,000 was provided for half cost of construction of a laboratory and office space for research and teaching programme. The expenses on account of salaries of the staff of the departments and half cost of the construction work is to be borne by the Corporation.

Additional floor over the out-patients department will be constructed to provide accommodation for the new departments. On the Hospital side proposals for 40 bedded wards for children patients, over wards Nos. 1 and 5, extension of the eastern pavilion for starting an obstetric department on the ground floor, extension of the existing Gynaec. department on the first floor and additional ward for 56 female surgical patients on the second floor, were sanctioned. The Convalescent Home with 120 beds is nearing completion. There is a provision of a Library and Recreation Hall for the patients. The Physiotherapy Department and School will also be accommodated in part of this building. The work of installation of High Power Transformer for stepping up electric supply and the Master Tank in the X-Ray Department and Hubbard Tank in the Physiotherapy department were completed during the year.

On 31st March 1956, the Corporation acquired the premises near Prarthana Samaj, Girgaum, known as 'Dr. Bhajekar Hospital'. With certain alterations the premises now provide accommodation for 40 patients. Patients suffering from diseases difficult to cure and needing nursing and medical care are admitted into this hospital. The Hospital was declared open on 2nd September 1956 and till December 1956 the hospital admitted 31 patients out of whom 7 were discharged, 10 died and 14 remained in the Hospital.

The K. E. M. Hospital had 550 scheduled beds which were fully occupied and in some wards overcrowding was from 40 to 300 per cent. over the scheduled strength of the wards. During the year 1956, the number of indoor patients admitted was 23,874 against 21,732 in 1955 and 20,895 in 1954. The tables attached to this report show the various details in respect of the Hospital working.

During the year 23,874 in-patients and the balance of patients of the previous year, were treated out of whom 6,405 were discharged cured, 9,844 were relieved, 5,675 left the Hospital against medical advice and 1956 died leaving a balance of 703 patients. Out of the 1956 deaths, 669 died within 24 hours of admission, 511 after 24 hours but within 3 days and 776 after 3 days. In the wards, the highest number of inpatients on a single day was 856, new cases 888, old cases issued 2,654, casualty cases 212 and the maximum number of out-patients attendance was 3,464. The wards and departments were working under full pressure throughout the year though admissions were restricted, refused or patients discharged earlier to make room for emergency cases.

The Medico Social Service department rendered valuable help to patients from medical and psychiatric departments besides other departments. The staff paid visits to patients' home and after studying the environments advised the patients in numerous ways in their manifold problems relating to their health, service, finance etc.

The Physiotherapy Centre and School was manned for the first time by all Indian trained staff. The students who completed their courses and training were awarded diplomas and others are undergoing training. The work of the department had increased along with the attendance. Facilities were available for post-graduate work in Physiotherapy. The students from the Seth G. S. M. College visited the School for observing the application of knowledge of Anatomy and Physiology in clinical work. The department had given co-ordinated treatment to some patients with the Occupational Therapy Centre.

The Occupational Therapy Centre and School continued to carry out its work of training and treatment. 12 students were awarded diplomas during the year. The other students are undergoing their training. The teaching work of the department had increased along with the increase in the number of patients. Over 1,300 patients were treated and treatments given in the Hospital and other Institutions exceeded 13,000 approximately. Some cheap artificial limbs, such as wooden peg-leg, crutches, etc., were prepared in the Centre. The School was represented by the Director at the meetings of the Council of the World Federation of Occupational Therapists, the American Occupational Therapy Association and the Canadian Occupational Therapy Association.

The U. N. Rehabilitation and Training Centre continued to work as per its aims and objects. One Prosthetic Expert has been added to the Centre. The personnel assist in building and expanding of the existing rehabilitation services at the K. E. M., Nair, J. J., Children etc., hospitals and help to co-ordinate their activities. Their help is sought in the Occupational Therapy Centre and Physiotherapy Centre and Schools applying team work technique etc. Technical assistance, training and supervision through Case Conferences was provided. Demonstrations were held at Topiwalla National Medical College, Nair Hospital and Balabhai Nanavaty Hospital for the benefit of medical profession. During the year 5 postgraduate students were trained in the techniques of rehabilitation of the disabled persons.

The Prophylactic Immunization Centre at this Hospital continued to work satisfactorily. 19,995 patients attended from various places. 2,893 new cases of dog bite were treated. The Centre did immunization work against typhoid, cholera, etc., as usual.

At the Leprosy Clinic opened in the Skin and Venereal department for treating non-infectious cases of leprosy, over 500 cases were attended to. The Neurological department treated 707 patients but the Neurosurgical Unit was not working because of the resignation of the Head of the Department. The Electrocardiograph and Electroencephalograph departments continued their work satisfactorily.

During the year 35 nurses for Junior examination and 50 for Senior examination were trained out of which 34 and 48 passed the examinations held by the Bombay Nursing Council. Dr. Dhayagude Proficiency Prize was awarded to one nurse while two were sent for the Annual Conference of the Trained Nurses Association of India at Calcutta. The establishment cost per nurse per month was Rs. 186.62. The Nurses Welfare Fund provided amenities to the nursing staff and a library with some periodicals was maintained. The Fund had invested its moneys in Government Promisory Notes of the value of Rs. 25,000.

The Resident Medical Officers, the clerical and labour staff aggregating about 890 were provided with some recreational facilities and some essential staff was provided rent free quarters in the hospital compound and B. D. D. Chawls.

The K. E. M. Hospital and G. S. Medical College Co-operative Credit Society continued its work satisfactorily and the number of members at the end of June 1956 was 742, while the share capital stood over Rs. 1,70,000. The Society granted loans to the tune of Rs. 2,98,320 to its members and the net profit amounted to Rs. 13,355-1-0.

The Hospital continued to provide the undermentioned facilities to the patients and their relatives :—

- (1) Gift Shop where Inj. Penicillin, Inj. Streptomycin, empty medicine bottles etc., were sold at cheap rate.
- (2) Recreation room and small library for the patients was provided.
- (3) Family Health Centre.—Patients' relatives and their families are provided facilities for complete routine health check-up. Health Visitor pays visits to the families and submits reports of medical examination with advice, etc.
- (4) Children's Nursery.—Provision of a room and a trained nurse to look after the children of the patients' or their relative during the visiting hours of 4 p.m. and 6 p.m. was made. This helps prevention of exposure of the children to infection. Toys, pictures etc., are provided for these children.
- (5) The ambulance rendered free service to the poor and deserving patients by reaching them home.

The Advisory Medical Board held 8 meetings during the year for discussing problems relating to the working of the Institutions, while the Staff Society met 10 times at their clinical meetings where papers on various subjects were read. The Journal 'Journal of Postgraduate Medicine' was published as usual. A grant of Rs. 1,000 was sanctioned by the Corporation for the Society's activities.

The School Clinic at the Hospital attended to the health of children attending the Municipal Primary schools. 2,019 new and 10,464 old cases were treated and advised. 162 children were admitted in wards for indoor treatments, investigation etc., for complaints such as removal of tonsils, anaemia, x-ray, paraplegia, etc. A sum of Rs. 18,800 was expended over the Clinic.

The Shantilal Mathuradas Blood Bank continued its work satisfactorily and over 2,000 blood samples were supplied for transfusion. Similarly Dr. Jivraj Mehta Pharmaceutical Laboratory manufactured and supplied a number and variety of injectable solutions and analysed various samples of drugs.

Many philanthropic persons and some institutions donated for the benefit of patients various articles such as milk powder, sweet limes, fruits, etc. besides cash and other materials.

The total expenditure on the maintenance of the Hospital including outstanding liabilities amounted to Rs. 29,10,960 approximately. The amount included cost of maintenance and treatment of patients, both indoor and outdoor, expenditure on the administrative and other staff etc. The details of the cost under various heads are shown in appendices attached. The aforesaid expenditure did not include the cost of articles, medicines, etc., supplied to patients out of the Poor Box Charity Fund of the Hospital. A sum of Rs. 51,345-4-6 was spent for costly drugs, injections, blood transfusions, surgical appliances, travelling expenses etc. Donation to the extent of Rs. 33,220-4-0 was received while a sum of Rs. 11,981-3-3 was collected from the Poor Boxes kept in wards and departments.

The K. E. M. Hospital and Seth G. S. M. College Research Society undertook many enquiries during the year and did valuable work.

During the year under report many distinguished visitors paid visits to the Hospital and College.

XIX—BAI YAMUNABAI L. NAIR CHARITABLE HOSPITAL, BOMBAY.

The number of beds available for men, women and children remained 330 during the year. The total number of in-patients admitted during the year was 13,650 against 12,767 and 13,444 in the two previous years. Out of the total number of 13,982 in-patients (including the balance of 332 patients of the previous year, 6,305 were cured, 3,035 were relieved, 3,307 either left the hospital against medical advice or were otherwise discharged and 971 died, leaving a balance of 364 patients at the end of the year. The maximum number of in-patients on any single day was 424 and the daily average worked out to 361.57. The average number of days each patient was resident, was 9.69 days against 9.45 in the previous year. The average cost per patient per day was Rs. 7-2-2 as against Rs. 7-8-9 and Rs. 7-11-7 during the previous two years.

2. The total number of out-patients attendance excluding casualty patients during the year was 2,70,463 as against 2,66,039 of the previous year, which gave a daily average of 922.31 as against 891.42 of the previous year. The highest number of out-patients attendance on any one day was 1,394 as against 1,366 in the previous year.

3. The total number of operations on in-patients and out-patients performed during the year was 4,843 and 5,737 respectively against 4,582 and 5,197 in the previous year.

4. The out-patients sections of the departments of Cardiology (Medical and Surgical), Gastro-Enterology, and Preventive and Social Medicine started working during the year under report.

5. The Poor Patients' Fund continued to provide deserving patients with such needy relief as could not ordinarily be given out of the Municipal fund. The total amount of collection was Rs. 43,651-5-3 out of which the amount spent was Rs. 27,335-11-0 while contribution during the year by way of collection from out-patients and ward boxes amounted to Rs. 13,025-14-9.

TOPIWALA NATIONAL MEDICAL COLLEGE

1. The College had 351 undergraduate students on the roll at the close of the year out of whom 79 were lady students. Besides there were 98 post-graduate students including 15 lady students. During the year 60 admissions were made (including 25 lady students) in June 1956. In addition, students were also admitted to the Condensed M.B.B.S. Course. 54 students passed at the Final M.B.B.S. Examination held during the year 1956 and 6 students at the various other examinations.

2. The total expenditure of Rs. 4,00,207 was incurred during the year against Rs. 3,96,430 in the previous year. The total income received on account of fees, etc., from the students amounted to Rs. 1,28,193 as against Rs. 1,08,413 during the previous year. A sum of Rs. 21,798-5-0 was received from Government as Grant-in-Aid for the year 1954-1955.

3. The total number of male students residing in the hostel was 62. Arrangements were made to accommodate the lady students in the Grant Medical College Hostel. The total expenditure incurred for the Hostel was Rs. 17,750 while the income was Rs. 4,794. Due to unforeseen circumstances, construction work of the new hostel for the College that was to start in October 1956 had to be postponed. It is expected that the work will be taken in hand very soon.

4. The Foundation Stone of the new College Buildings was laid by His Excellency the Governor of Bombay Shri Sri Prakasa on Friday the 29th March 1957.

XX—THE NAIR HOSPITAL DENTAL COLLEGE, BOMBAY 8.

The College has 76 dental chairs, 52 Electric Dental Units, 4 well equipped Laboratories, 2 Dental X-Ray Units, 1 Micro-Surgical Unit, 1 Nitrous Oxide Apparatus, 6 Microscopes, 1 Cinema Projector, 1 Epidiascope, 1 fully equipped Operation Theatre and other equipment to give dental treatment on modern lines and also provides facilities for teaching dentistry. There were 153 students including 25 lady students on the roll, 26 students including 6 lady students appeared and passed the Diploma Examination. The admission standard for the students is Inter-science (B Group) Examination of the Bombay University or an examination equivalent to it and the course extends over four years. The College also runs a Dental Clinic which treats patients at a nominal cost and supplies artificial teeth. During the year 56,917 patients were treated as against 62,944 in the preceding year. The total expenditure incurred was Rs. 1,97,048-1-0 as against Rs. 2,15,506-8-3 in the previous year; and the total revenue by ways of fees from students and patients was Rs. 72,629 as against Rs. 76,881-10-0 during the previous year.

The College has an Academic Council to look after the Academic affairs. There is also an Advisory Dental Board which conducts Final L.D.Sc. Diploma Examination and advises the Dean and the Municipal Commissioner in the policy to be followed by the College and in matters of administration referred to them by the Dean or the Municipal Commissioner.

XXI—MUNICIPAL GENERAL HOSPITAL, SION, AND ANNAPURNABAI DESHMUKH HOSPITAL FOR WOMEN.

During the year under report the bed accommodation of 350 was continued. The total number of patients admitted during the year was 18,873. The highest number of in-patients on a single day was 433 and the daily average number of In-patients was 405.2. Average number of days each patient was resident was 7.8 days.

The total number of in-patients treated was 19,253 including 380 of the previous year's balance. The number of maternity and gynaec cases were 7,517. The total number of operations performed on in-patients was 5,751. The average cost per patient per day on diet was Re. 1-0-4 as against Re. 0-15-6 in the previous year.

The total number of new out-patients was 1,02,146 with a daily average of 330.5. The highest number of out-patients attendance on a single day was 2,413. The number of operations performed on out-patients was 6,786.

Paying Patients.—The number of paying patients admitted during the year under report was 1,643. The number of operations performed on paying patients was —

Major Operations	...	259
Minor Operations	...	338

The amount in the Poor Box Fund on 31st March 1956 stood at Rs. 98,831-8-8. Collection from poor boxes, donations, sale of drugs and injections and other miscellaneous receipts during the year amounted to Rs. 56,559-8-4 and the expenditure amounted to Rs. 39,299-5-3. The amount in the Poor Box Fund as on 31st March 1957 stood at Rs. 1,16,091-11-9.

The Municipal General Hospital, Sion, is affiliated to the University of Bombay and to the College of Physicians and Surgeons of Bombay for post-graduates as well as under graduate teaching. The hospital has been attached to the Topiwala National Medical College for clinical instructions to the undergraduate students.

XXII—GROUP OF TUBERCULOSIS HOSPITALS, SEWRI.

There were three T. B. Clinics for out-door patients, attached to the Group of T. B. Hospitals at Sewri where cases in primary and advanced stages of tuberculosis received institutional treatment. The total number of beds at these hospitals was 458 (270 males and 188 females) against 358 in the previous year, 100 beds having been added from July 1956 after two additional floors were constructed over the old R. P. T.B. Hospital building. In addition to this, 100 beds were reserved at the Sarvodaya Hospital at Ghatkopar, from 1956 making the total number of beds available 558. Each clinic is managed by well-qualified staff and is equipped with appliances like X-Ray machines etc., necessary for diagnosis and treatment of patients. Ambulatory treatment and A.P. and P.P. refills are also available at the clinics. The total number of patients in various stages of Pulmonary Tuberculosis treated at the Hospitals during the year was 3,123 (including 323 of the previous year) as against 2,778 during the previous year. The largest number of admissions was within the age groups between 20 and 25 years. The total number of surgical operations performed on patients was 668 as against 692 in the previous year.

The follow-up of discharged patients and giving them A.P. and P.P. refills were continued as before. The total number of such A.P. and P.P. refills given during the year were 326 and 30,640 against 909 and 26,239 respectively in the preceding year; Some of the patients attended the hospitals for follow-up continuously for over three

years. There were 770 new admissions to the out-door A.P. and P.P. refill Department during the year as against 745 in the previous year. Tuberculosis took a toll of 2,425 lives, and the death rate per 1,000 from T.B. was 0.9 as against 2,184 deaths and 0.9 death rate in the previous year.

The total expenditure inclusive of expenditure on capital works incurred during the year was Rs. 10.18 lacs approximately, as against Rs. 7.97 lacs in the previous year. The average cost per patient per day was Rs. 6-5-9 as against Rs. 6-7-6 in the previous year. In addition to this, an amount of Rs. 1,14,856 was spent on the maintenance of the patients at the Ghatkopar Sarvoda Hospital.

The poor box charity collections including fees for medical certificates received during the year amounted to Rs. 7,868-14-9, and a sum of Rs. 4,155-8-0 was spent on medicines, injections, etc., administered to poor patients. A regular monthly donation of Rs. 100 from the British India Steam Navigation Co. Ltd. was continued during the year. While thanking the company for their donation it is sincerely hoped that more donations of this type would be forth coming to supplement the municipal efforts in eradicating this disease.

XXII—EDUCATION DEPARTMENT

At the close of the year, there were 2,43,522 pupils in 518 Schools and 87 Classes in Greater Bombay including extended Suburbs, the number in the City being 1,85,713 in 355 Schools and 47 Classes; in the Suburbs 43,700 in 109 schools and 39 classes and in the extended Suburbs 14,109 in 54 Schools and one Class. The corresponding figures for the previous year were 2,12,605 pupils in 450 Schools and 79 Classes in Greater Bombay which was made up of 1,74,537 pupils in 352 Schools and 45 Classes in the City and 38,068 pupils in 98 Schools and 34 Classes in the Suburbs. The merger of the Extended Suburbs took place on 1st February 1957. Thus there was, during the year, a net increase of 30,917 pupils in Municipal Schools. The highest number of pupils on Rolls was 2,45,072 at the end of August 1956. The number came down to 2,29,413 at the end of March 1957. The average number of pupils throughout the year was 1,97,735-1,61,288 in the City Schools and 36,447 in the Suburban Schools. The total number of teachers in the Municipal Schools at the close of the year was 6,603 of whom 6,332 were ordinary and 271 special teachers, as against 5,783 (5,532 ordinary and 251 special) teachers in the preceding year. Out of 6,332 ordinary teachers, 4,926 were permanent and 1,406 were temporary against 5,532 ordinary teachers in the previous year out of which 4,445 were permanent and 1,087 temporary. The percentage of trained teachers was 89.3 in the City, 85.3 in the Suburbs and 35.4 in the extended suburbs as against 88.9 in the City and 85.3 in the Suburbs in the preceding year.

The Class-room Formula adopted in 1953 was continued during the year under report. According to this formula the allotment of teachers is based on the actual number of class-rooms (including rooms used twice in Double Session schools) so as to give one teacher for each class. The then prevailing basis of granting additional teachers to larger schools was also revised and it was decided to allow only one additional teacher to each school having an average attendance of 500 or more. It was observed that on the basis of leave admissible to teachers a leave reserve of 3½ per cent. of the total number of teachers should be adequate. Hence, the percentage of leave reserves has been reduced from 7½ per cent. to 3½ per cent. during the year under review. A sub-Committee has been appointed by the Education Committee to examine the whole question in all its aspects and the matter is under its consideration.

At the suggestion of the Shri H. D. Gaonkar, M.Sc. (Bom.), T.D. (Lond.), Ex-Chairman of the Education Committee, a new scheme for the improvement of a group of schools was introduced on an experimental basis during the year 1955-56. The experiment was continued during the year under report. The Worli area was selected for the purpose. The Scheme covered eight schools with a total of 5,983 pupils and 129 teachers. The main object of this Scheme was an overall improvement in the pupils and the work of the teachers of the schools concerned. The schools were put in charge of an Inspector guided by a consultative committee of the Head teachers of the schools concerned. Teachers were categorised according to their efficiency in day to day work and a close check up and a record of their work done was maintained by the Officer in charge with the help of the Head teachers. Regular guidance was given to the teachers with low efficiency in day to day work by planning Model Lessons and arranging teachers' meetings for discussing problems of division of syllabus, class management, methods of teaching, etc. More stress was laid, on the preparation and use of suitable teaching aids in teaching of Arithmetic and Language. This has helped to improve the efficiency of teachers. On the pupils' side also the children were grouped according to their progress, on the basis of scholastic tests, special attention being paid to all pupils below normal. Extra-curricular activities were introduced in all schools. As a result of the implementation of this Scheme, all the schools exhibited a steady improvement in the work.

Another experiment in teaching on progressive lines was started during the last year in the Municipal Ghatla Marathi School situated in a small village in Trombay. The teachers were encouraged by allowing them to adopt any method they thought good and effective to organise the School on any lines they think best, provided inspection and careful evaluation prove the results satisfactory. The teachers prepared their own Teaching Aids, Charts, and Cards and pupils also helped in this. Language and Arithmetic were taught through Cards and Playway methods were also employed in teaching these subjects. Special care was taken to improve the Hand-writing. The school premises were beautifully decorated with pictures of animal and bird life, of community life and national heroes and the children's own collection of odds and ends. There was an atmosphere of joy and children took delight in finding themselves in such surroundings. There was a library and a Nature Corner in the School. During the year under report, in order to assess the progress of the children, a record of the progress of individual pupil was maintained in the school and it was found that the teaching methods used by teachers were quite suitable and the results were very satisfactory. The results of new methods were very encouraging and with a view to giving opportunities to the teachers of other schools, they were advised to visit this model school.

The Research unit which was established in the year 1955 continued to function smoothly during the year under report. The Research Officer submitted two comprehensive reports based on :—

Research.

- (i) a sample survey of compulsory age children in 10,000 population residing in B. D. D. Chawls in the Worli area ; and
- (ii) a study of the incidence and the reasons for continuous dropping out of children in all the primary schools in Worli area with about 8,000 children on rolls.

During the year, the Unit completed an intensive study of ten areas with about 50,000 population representing various socio-economic groups in Greater Bombay. The results obtained in the first survey have been well borne out by the larger sample.

Parental negligence, domestic work, frequent migrations and lack of accommodation in nearby schools were found to be mainly responsible for non-attendance of compulsory age children.

Besides the abovementioned major investigations, the Research Unit undertook three minor studies :—

- (1) An intelligence test was admitted on 100 teachers on Gujrati and on 200 teachers on Marathi Side. Comparison of the Test scores and the rating of the teachers work by Inspecting Officers showed that at the lower end the correlation between the two ratings were positive and very light. It is now decided that candidates for recruitment of teachers be given a test of a general ability to aid in their selection.
- (2) An experiment in teaching in Std. I was carried out in three divisions of the Dongri Lower Primary Marathi School. Out of 128 children, 30 per cent. merited double promotion to Std. III and the remaining, except a few handicapped cases, showed satisfactory progress by securing promotion to Std. II. The results of the experiment being so rewarding it is decided to carry it out on a larger scale during the year 1957-58.
- (3) The question of continuous fall in number on account of dropping out of children was studied in order to ascertain the possibility or otherwise of reducing the number of divisions in any Standard keeping within the rule of maximum of 50 children per division.

As usual, the syllabus of studies was divided up month by month and distributed to the Schools. Teaching Aids were supplied to Schools and additional Teaching Aids such as Maps, Charts, and Models were prepared by the Teachers themselves. Monthly tests were continued to be taken of pupils of Standards IV to VII and Weekly Tests of those of Standards I to III. Double Promotion Examinations were held in accordance with the revised rules so as to encourage really extra-ordinarily and overage bright pupils.

In all 12,228 pupils (10,322 from City, 160 from Suburbs and 305 from Extended Suburbs) from Municipal Schools appeared for the Primary School Certificate Examination 1957 and 4991 of them (4200 from City Schools, 611 from Suburban Schools and 180 from Extended Suburbs) were declared successful.

Some of the main factors which hampered; *inter alia*, the progress of pupils were largeness of certain classes, lack of suitable buildings, inadequate facilities to pupils to study at home and poor economic conditions of the parents.

Schools with big class rooms sometimes had 60 to 65 pupils in a class rendering it unwieldy and unmanageable for the teachers. The standard of education thus suffers and especially it is so in the case of Schools run in hired residential premises which have got rooms of uneven dimensions. A programme of constructing new buildings, on the basis of the standards laid down for the construction of school buildings is being gradually implemented which would improve the situation after a good number of buildings are constructed.

The number of Municipal-owned School Buildings at the end of the year was 71 of which 35 were in the City and 36 in the Suburbs, accommodating about 50,000 pupils in all. The rest were housed in rented buildings.

The unsatisfactory condition of rented buildings continued to be a great handicap especially for want of proper and timely repairs on the part of the reluctant landlords thereof. Though the Department is alive to the urgency of the problem much still is required to be done in this direction and it is hoped that better results would be shown in this matter in the next few years.

Besides, imparting education in the three Rs the Corporation also imparts Vocational Education. There were 11 Municipal Vocational Upper Primary Schools which prepared pupils for Primary School Certificate Examination with the subject of Craft as one of the Compulsory subjects. Carpentry and Tailoring were also taught in the Schools. Other subjects taught being Sewing, Embroidery, Tailoring, Printing, Book-binding, Repairing of Clocks, Sign-Board Painting and Carpet Weaving. In all, 3,615 pupils were attending these Classes out of whom 3,190 received instruction in Carpentry and Tailoring.

At the close of the year, there were 324 Aided Schools in Greater Bombay (228 in the City, 67 in the Suburbs and 29 in the Extended Suburbs) as against 293 in the previous year. The number of pupils in these Aided Schools was 79,815 as against 70,182 in the previous year. The number of Recognised Schools not receiving Grant-in-Aid was 67 with 14,390 pupils as against 43 with 7,946 pupils in the previous year.

The total number of teachers in Aided Schools including 447 Special Teachers was 2,870 as against 2,698 in the previous year. The total amounts of Grants recommended for payment to Aided Schools was Rs. 4,10,081 for the City and Rs. 1,30,417 for the Suburban Schools as against Rs. 4,19,623 and Rs. 1,43,874 respectively for the previous year. These amounts included the amounts of Grants to the four special institutions.

Till the end of the year 1954-55, Grants in favour of English Teaching Schools were being assessed on the basis of the expenditure incurred by those Schools on those Indian Christian children who claimed English as their mother-tongue. This resulted in very meagre amounts being assessed in favour of English-teaching Aided Schools. This practice was being followed in accordance with the explanation to Rule No. 16 of the Grant-in-Aid Code which was not in consonance with the spirit of Article 30(2) read with Article 12 of the Indian Constitution. With the sanction of the Corporation, Grants-in-Aid for the year 1956-57 in favour of English Teaching Schools were assessed on the basis of expenditure on all the pupils of English Teaching Schools. Government was requested to take steps to delete the explanation to Rule 16 of the Grant-in-Aid Code which was complied with.

The Average Cost per pupil calculated on the Average Number of pupils on the Rolls in the Aided Schools worked out to Rs. 76.75 in City and Rs. 60.53 in the Suburbs as against Rs. 75.6 and Rs. 55.3 respectively in the last year. The average cost per pupil to the Corporation by way of Grant was Rs. 7.9 and Rs. 9.6 for the City and Suburbs respectively as against Rs. 7.7 and Rs. 7.2 respectively in the preceding year.

A Revised Grant-in-Aid Code has been prepared and the same is under the consideration of the Education Committee.

The work of enforcement of compulsion was being looked after by the Assistant Special Attendance Officer with the assistance of the Superintendents of Municipal Schools and their subordinate supervising officers. As per amended Rules, Census or non-attending school going age children was not taken during the year under report. The next Census will be taken up in the year 1957-58.

Physical Education was imparted in almost all Schools on the lines of the curriculum laid down by Government with suitable modifications. The number of pupils taking physical education in the City and Suburbs was 2,21,392 out of 2,29,413 as against 2,05,332 out of 2,12,605 in the previous year. Mass Drill Displays were also held at four Centres—two in the City and two in the Suburbs—wherein about 8,000 pupils from 184 Schools participated. Annual Sports were also held as usual. This year Physical Training Classes at three centres were conducted to train teachers in Physical Education.

On the lines of the National Discipline Scheme sponsored by the Rehabilitation Ministry of the Government of India, training to Municipal school children was started at two centres—one in the City and the other in the Suburbs. The services of six Instructors have been secured from the Central Government for imparting Education of these centres. The scheme was started from 22nd November 1956.

The Municipal Boy Scouts and Girl Guides Association continued their activities vigorously as before. The usual activities such as week-end camps, social work, etc., were carried out during the year. The National Scout Week and the Annual Scout Sports and Rally were also held as usual. 36 Scouts and Scout Masters attended the Second All India Jamboree of Bharat Scouts and Guides held at Jaipur. The Municipal Scouts and Guides participated in the Baden Powell Centenary Week observed by the Bharat State Scouts and Guides.

A unique feature of the Education Department is the Central Library for Teachers. During the year, the Library contained 18,628 books as against 18,359 in the previous year and a good number of teachers took advantage of the same. The daily Average Attendance in the Library was satisfactory. The School Health Service under the Executive Health Officer was continued as before for the benefit of children of Municipal Primary Schools. Medical Examination of 42,245 pupils studying in Standards I and III as well as those from Standard II and IV not examined in the previous year was taken by the Medical Inspection Department during the year. Free Medical treatment was given at the Municipal Dispensaries and at the Central School Clinic at the K. E. M. Hospital, and at the various Vaccination Centres. Free milk and snacks were supplied to about 37,000 undernourished children in the City in the year. The Milk Scheme continued to function satisfactorily in the Suburbs during the year and 8,000 children were recipients of free milk and snacks in the Suburbs.

Various extra-curricular activities such as Vacation Libraries in the Summer Vacation, Sharad Utsav, School Anniversaries, Excursions, Co-operative Stores were carried on as usual during the year under report.

The Average yearly cost per pupil in the City Schools calculated on the number of pupils on Rolls was Rs. 70.9 as against Rs. 70.7 and 72.1 in the previous two years and the average cost per pupil on rolls in the Suburban Schools was Rs. 56.5 as against Rs. 55.1 and 55.9 in the previous two years.

The income side of the Education Fund is more or less fixed. The Corporation's contribution is restricted and so also the Government Grant. Other sources contribute a very negligible amount to the total receipts of the Education Fund. Hence, with inelastic source of revenue on one hand and ever increasing demands for more and better equipped Schools and educational facilities for the increasing population on the other, it has become very difficult day by day to cope up with even the urgent needs of the Primary Education Department and it is necessary to devise means to augment the resources of the Education Budget.

XXIV.—PUBLIC HEALTH DEPARTMENT

Area and Population.—According to the census of 1951, the population of the city was 23,29,020 on which the vital statistical rates in this report are based. The mid-year estimated population was calculated to be 27,76,560. The area of the city is 26.189 square miles (16,751.42 acres) with the population density of 139 per acre.

Birth and death registration.—64,835 live-births and 27,759 deaths were registered during the year. The rates of births and deaths per 1,000 of the census population were 27.8 and 11.9 respectively and they were 23.4 and 9.9 per 1,000 of the mid-year estimated population. Still-births totalled 2,778 or 4.3 per cent. of live births.

Infant mortality numbered 7,152, which was 745 less than in the preceding year. The infantile death rate (per 1,000 live births registered) was 110.3. If the number of deaths of infants born outside the city is excluded from the total number of deaths among infants, the rate of infant mortality would be 98.5. Diseases of the respiratory system, infantile debility and premature births caused 5,421 or 75.8 per cent. of the infantile deaths.

Maternal and child welfare service—was rendered by the medical officers in charge of the Municipal maternity homes, with the help of the health visitors attached to 5 main and 10 subsidiary clinics. Each of the subsidiary clinics worked two days every week and the five main clinics worked thrice every week. The maternity and child welfare centre at Dharavi was conducted by 2 resident health visitors under the supervision of the medical officer, Cadell Road Maternity Home.

The health visitors paid 37,738 visits in several districts and attended 3 confinements at homes during the year, while the medical officers personally visited 2,479 cases.

The number of confinements that took place in the 5 Municipal maternity homes was 9,034.

B. C. G. Vaccination was given to 5,273 new-born babies at the 5 maternity homes.

The maternal mortality rate recorded during the year was 1.0 as in the previous year.

Birth spacing on medical grounds—The total attendance at the 18 family planning clinics one of which was started during the year was 7,942. 5,622 women were given advice and supplied with appliances free of charge.

Infectious Diseases.—During this year, 7,909 cases of infectious diseases were reported as against 8,461 in the previous year. Plague and Cholera were absent. Small-pox caused 198 attacks (including 24 cases originating in other local areas of India and 50 deaths) and enteric fever caused 2,097 attacks (including 206 cases originating in other local areas of India and 247 deaths) while diphtheria caused 2,897 attacks including 123 deaths.

Immunization—During the year 38 persons were inoculated against plague, 34,533 against cholera and 1,74,327 against enteric fever. Primary vaccinations and re-vaccinations against small-pox done were 69,146 and 2,17,940, respectively, as against 67,861 and 2,87,104 respectively in the preceding year.

Hospitalization.—The total number of patients admitted in the City Fever Hospital, Arthur Road, was 14,431, the daily average number of patients remaining under treatment being 462.

Leprosy.—The control of leprosy in the city is exercised through the Acworth Leprosy Home, Wadala. This also includes an outpatient clinic, the cost of conducting which is chiefly borne by this Municipality. The Home provides in-patient treatment to 396 patients (284 males and 112 females). The average daily attendance of patients at the outpatient clinic was 248.4 and the number of new patients treated during the year was 2,689. 1,268 contacts were examined at their homes and 321 were persuaded to attend the clinic where they were examined. 75 were discovered as leprosy patients by examination of contacts and 615 who interrupted treatment at the clinic were persuaded to resume treatment. In all 4,510 domiciliary visits ('first' 675 and 'subsequent' 3,835) were paid by the health visitors during the year. The medical assistants in charge of the municipal dispensaries also attempted detection of early cases of leprosy. Under the Greater Bombay Leprosy Control scheme 5 clinics were opened from 1st November 1955, four in the city and one in the suburbs, for the diagnosis and treatment of leprosy.

Malaria was registered as the cause of 3 deaths as against 5 in the previous year and the number of persons "treated for malaria" at the municipal dispensaries was 2 as against 12 in the preceding year.

Tuberculosis took a toll of 2,132 lives and the death rate of T.B. was 0.9.

Venereal Diseases.—A total number of 18,354 venereal cases were treated (15,879 males and 2,475 females). During the year 22,479 persons attended for prophylactic treatment at the eight municipal prophylaxis centres, the average daily attendance for treatment and prophylaxis being 776.2.

Medical Relief—The number of new cases treated at the 27 dispensaries and one mobile unit was 3,85,554 as against 3,50,918 in the previous year. The total attendance numbered 19,58,581 as against 17,05,574 in the previous year. Dispensaries for women and children were conducted by three part-time lady doctors at 6 general dispensaries thrice a week. The number of new cases treated at these dispensaries was 7,490 as against 6,885 in the preceding year. The total attendance of patients was 85,868.

The Bai Lingubai Eye Dispensary was conducted at Kamathipura along with the Bhoomaya Poshety Ashanol Free Ophthalmic Hospital. The hospital has an accommodation of 12 beds, 6 for males and 6 for females, and also a modest yet well-equipped operation theatre. The total number of new cases treated during the year was 11,675. The number of in-patients treated was 209. The total attendance of patients was 86,956.

Health Education and Propaganda.—Health exhibitions and health education film shows on various health subjects were arranged by the Public Relations Department. The propaganda van fitted with a public address system aided anti-cholera, anti-smallpox and anti-typhoid campaigns in various localities of the city and several thousand persons were inoculated or vaccinated on the spot. The Department carried out health weeks and cleanliness campaigns. Posters, health charts, placards, etc., were prepared.

School Health work.—In all, 42,472 children (22,812 boys and 19,660 girls) were medically examined. Of these, 35,326 were found defective. Of these 27.84 per cent. were suffering from general debility, 24.08 per cent. from dental defects, 15.27 per cent. throat troubles, 13.95 per cent. from enlarged lymphatic glands, 5.17 per cent. from skin diseases, 3.39 per cent. from eye troubles and a small per cent. from defective vision, defect in nose, etc.

The total number of cases of school children treated at the School clinic at the K. E. M. Hospital was 6,198 out of which 889 were new cases and 5,309 old cases.

Each Municipal school was supplied with a first-aid outfit. 57 poor pupils with errors of refraction were supplied with appropriate pairs of spectacles free of charge. Out of 58 suspected cases of leprosy, amongst the school children, on examination, 26 cases were found to be negative, 13 did not present for further examination as directed and 14 were found to be positive cases and hence were prevented from attending the school. 5 cases were kept under observation. 622 children suffering from minor skin diseases such as scabies, ring-worm, etc., were treated in schools. Talks on different health subjects were given by the school medical officers and school health nurses. 401 children were taken and treated at the Municipal dispensaries.

A daily free milk feed of 8 ounces of pasteurized toned milk was given to over 36,870 weak and undernourished children on every school working day. Snacks in the form of chikki and fruits were also given, to supplement the milk diet.

Food Sanitation —The number of inspections made during the year by the inspectorial staff of the health department at the premises of milch cattle stables, dairies and milk shops, eating houses, aerated water works and other premises where food was sold was 2,368, 11,457, 31,939, 621 and 13,443 respectively. 2,464 persons importing milk in the city were inspected, out of whom 560 were found to have no licence and 578 were found carrying milk in open cans without covers. Besides, 330 were found with grass rings in their milk vessels, and statutory action was taken against all of them.

Prosecutions were instituted in 40 cases of hawkers found selling milk in streets without licences. The total number of persons prosecuted for conducting milk shops without a licence and those for breaches of the milk shop licence conditions was 1,426 as against 242 in the previous year. The special mobile squad continued to take samples of milk and food-stuffs by surprise.

Municipal Laboratory —28,792 samples were examined during the year as against 34,369 in the previous year. Of these, 17,469 were examined chemically and 11,323 bacteriologically. The samples examined chemically included 13,123 of milk, 126 of ghee, 270 of butter, 11 of vegetable products and 3,939 of other articles of food. Out of these, 7,099 samples of milk, 52 of ghee, 176 of butter and 57 of other articles were found non-genuine and led to prosecutions being launched against the offenders.

XXV—MUNICIPAL PRINTING PRESS

During the period under report, 200 Tons of Paper were purchased from the market to meet the requirements of the various departments. The total number of printing Jobs executed by the Press were 8041 and the number of pages printed were 35,518 as against 8,622 and 35,925 pages in the preceding year, those for the B.E. S. & T. undertaking accounting for 37 and 2206 pages and 51 and 2842 respectively.

The total quantity of paper consumed during the year was 202½ Tons as against 191½ Tons and 176½ Tons in the preceding two years.

The printing work of the Departments of A.M.C. (Extended Subs.), Dr. Bhajekar Hospital and Public Relations Officer, which are new departments, was also carried out by the Press this year.

110 voluminous jobs required in connection with the General Elections 1957 were carried out by the Press at a total cost of Rs. 14,620-7-0.

The transactions of the Press for the year closed with a surplus of *Rs. 8519 on the total turnover of Rs. 975 lacs against the surplus of Rs. 6,543 and the turnover of Rs. 9.63 lacs and Rs. 8.39 lacs for the previous two years. The Labour staff as on 28th February 1957 consisted of 230 workers as against 237 and 236 on the same date in the last two years. The work of implementing the recommendations of Messrs. Ibcon Ltd., on the reorganisation of the Press continued during the year under report.

XXVI—LEGAL DEPARTMENT

During the year under report the Department continued to attend to contested matters and other proceedings in the High Court, City Civil Court, Small Causes Court and Police Courts. During the year the Department received 7,485 files, addressed 1,784 letters to outside parties or their legal advisers and gave advices on 140 documents. Corresponding figures for the preceding year were 7,280 files, 1,678 letters and 158 documents. The report contains figures of High Court Suits as well as number of documents such as conveyances, etc., that were completed.

The income by way of costs recovered amounted to about Rs. 17,724-5-6 and the expenditure to Rs. 84,096-12-9.

XXVII—LABOUR DEPARTMENT

(1) There were nine unions of Municipal employees with a total membership of 15, 110 during the year under report. The total number of labour staff employed in main departments was 28442. During the year under report, labour relations remained quite normal. Fifteen joint councils functioned during the year and these helped to create harmonious relations between the administration and the staff. The Labour Officer dealt with among other things 1464 individual grievances of the staff of the various departments.

* The figure indicates working surplus. The work is charged on the basis of actual cost. The Press does not work with a view to making a profit.

(2) The Municipal Mazdoor Union, an unrecognized union, however, served the Municipal Commissioner, with a notice on 15th February 1957 to the effect that union proposed to call a strike of all workmen employed by the Corporation, if certain minimum demands, including its recognition were not granted. Conciliation proceedings were started and Shri D. C. Kale, Dy. Commissioner of Labour, (Admm.) was appointed as the Conciliation Officer. The conciliation proceedings continued beyond the period under report.

(3) The Corporation, *vide* their resolution No. 983, dated the 12th January 1953, sanctioned two schemes, *viz.*, Scheme for scholarships to the children of Municipal employees and the scheme for granting medical assistance to the Municipal employees, and the work of implementing them was entrusted to this department. Under the scheme for scholarships, 231 applications were received and 136 scholars were awarded about Rs. 18,000 in scholarships. 364 applications were received for medical assistance out of which 328 were given medical aid, etc.

(4) The Welfare Branch of the department organized recreational, educational, scouting and other cultural activities for the benefit of the Municipal workers and their dependants through its 25 welfare centres. For the benefit of the employees living at the Chembur labour camp, a small maternity home was also conducted.

(5) The Labour Officer attended the hearing of day to day offence reports of all the Municipal hospitals and the Fire Brigade staff.

XXVIII—PUBLIC RELATIONS DEPARTMENT

The Public Relations Department comprises of two sections (1) Publicity and (2) Complaints and Services.

(1) Publicity Section

The Publicity Section disseminated knowledge on health, hygiene, cleaner living and positive health amongst the citizens through popular media such as posters, leaflets, health exhibitions, film shows, cleansing campaigns, talks, etc., in the normal course of activities. It aided immunization campaigns against communicable diseases and also helped the Public Health Department in its drive against exposed food. The Section maintained a Public Health Museum at Princess Street and Health stalls and Civic Sense Gallery at Victoria and Albert Museum. The Section also carried out special activities like sending itinerary exhibits to Municipal Schools and displaying hoardings on civic sense on public conveniences and tramcars in addition to normal activities.

(2) Complaints and Services Section

The Ward Officer dealt with complaints received from the public regarding buildings, drainage, sanitation, water supply, etc. After personal visits to the places complained of and ascertaining the nature of complaints, extracts were sent to the departments concerned for necessary action and report. The complaints were also followed up carefully to see that the grievances of the public were satisfactorily redressed within a reasonable time. Cases of inordinate and avoidable delays, incorrect reports and loss of papers by the departmental staff were brought to the notice of Municipal Commissioner and the heads of departments with a view to redressing the grievances of the complainants. The Ward Officer and the Assistant Public Relations Officers on their daily rounds also detected many defects in private buildings and in the various Municipal Services rendered to the public such as accumulation of refuse, shortage of water supply, wastage of water, repairs to roads, chokes in drains, etc. These were rectified by the Departments on making references to them.

XXIX—THE BOMBAY CIVIC JOURNAL

The Journal completed 3 years of its life at the end of February 1957. Besides the usual monthly issues, a special 104-page Independence Day Number and the Second Annual Number were published during the year under report.

The Organisation and Methods Department.

As a consequence of the implementations of the recommendations of Messrs. Ibcon Ltd., the Corporation have agreed to set up an Organisation and Methods Division, so as to further simplify the methods of procedure with a view to improving efficiency and ensuring economy. A beginning in this direction has been made, with the appointment of Shri P. C. Pandya, Standards Officer from Chief Accountant's Department with effect from 26th March 1957. Further appointments are proposed to be made soon.

XXX—MAHATMA GANDHI MEMORIAL OLYMPIC SWIMMING POOL

The administration of the Mahatma Gandhi Memorial Olympic Swimming Pool continued under the direct control of the Bombay Municipal Corporation.

Swimming facilities were afforded to labourers and factory workers on Sundays from 3-0 to 6-0 P.M. instead of on Thursdays from 7-30 to 10-30 A.M. as hitherto due to the discontinuance of the staggering by the State Government, of weekly holidays to industrial workers. At their request ordinary members were allowed to swim upto 11-0 A.M. as an additional facility during the Special Class hour from July to February. For the convenience of the members timings on Sundays were changed from 7-0 A.M. to 2-30 P. M. to from 7 A. M. to 1-0 P. M. Facilities to Polio-crippled children temporarily discontinued were reintroduced on expert medical advice. The Swimming Pool was kept closed for cleaning its bottom and its water changed from 25th December 1956 to 31st December 1956, when it was closed to members. Sliding chute was installed as an additional attraction and amenity.

'The Anniversary Day' was celebrated and 'Long Distance Sea Race' was held on 27th April 1956 and 27th February 1957 respectively when winners were awarded prizes. The Pool premises were given for use, free of charge, to the Bombay State Aquatic Association, the University of Bombay, the Nair Hospital Dental College, the National Cyclists' Federation of India for holding aquatic sports etc. Water Polo matches were played with local clubs and a team of the pool participated in water polo competitions organised by the Golwalla Water Polo League, at Municipal cost. Some members also participated in aquatic competitions at municipal cost, in the competitions organised by the Bombay State Aquatic Association and other clubs in the City. Four members of the Pool were sent at municipal cost, for participation in the All India Games at Bangalore. Reservation of the Pool was allowed to school, college, etc., parties.

The Collection of fees at the Pool amounted to Rs. 77,850 as against the amount of Rs. 74,215 for the preceding year.

XXXI—EDUCATION DEPARTMENT—RESEARCH UNIT

The Research Officer submitted two comprehensive reports relating to the non-attendance of compulsory age children in a sample of 10,000 population and the incidence and the reasons for continuous dropping out of children from all the primary schools in the Worli Area with 8,000 children on the rolls. Frequent visits to native places, parental negligence, truancy and domestic work (more so in the case of girls,) were found to be mainly responsible for irregular attendance and dropping out of children throughout the academic year.

In view of these findings it was recommended by the Research Advisory Committee that a larger sample be studied to get a verification of the results obtained. During the year under report the Research Unit has completed an intensive study of ten areas with about 50,000 population representing various socio-economic groups in Greater Bombay. The results obtained in the first survey have been well borne out by this large sample.

The Research Unit also undertook some minor studies e.g., testing the general ability of teachers and co-relating it with their teaching work, conducting an experiment in qualitative improvement in teaching in Standard I, and others. The experiment in Standard I gave very satisfactory results and it is proposed to carry it out on a larger scale covering about 4,000 children during the academic year 1957-58.

XXXII—MERGER OF NEW AREAS IN GREATER BOMBAY.

By Bombay Act No. LVIII of 1956, the limits of the Municipal Corporation of Greater Bombay were extended as requested by the Corporation, under their Resolution No. 831, dated the 20th September 1956. The merger took place on 1st February 1957. The Municipalities and other local authorities mentioned below were abolished

- (1) Malad Municipality.
- (2) Kandivli Municipality.
- (3) Mulund Municipality.
- (4) Borivli Municipality.
- (5) Goregaon Village Panchayat.
- (6) Dahisar Village Panchayat.

The following areas were added :—

- | | |
|------------------|--------------------|
| (1) Akse. | (18) Magathane. |
| (2) Akurli. | (19) Malad. |
| (3) Aarey. | (20) Malavni. |
| (4) Borivali. | (21) Mandapeshwar. |
| (5) Charkop. | (22) Manori. |
| (6) Chinchavali. | (23) Marve. |
| (7) Dahisar. | (24) Maroshi. |
| (8) Darivli. | (25) Mulund. |
| (9) Dindoshi. | (26) Nahur. |
| (10) Eksar. | (27) Pahadi. |
| (11) Gundgaon. | (28) Poisar. |
| (12) Gorai. | (29) Sai. |
| (13) Goregaon. | (30) Shimpoli. |
| (14) Kaneri. | (31) Tulshi. |
| (15) Kandivali. | (32) Wadhawan. |
| (16) Kurar. | (33) Valnai. |
| (17) Klorbad. | (34) Yerangal. |

The total area thus added is about 71.5 square miles. According to 1951 Census the population of the merged area was 1,59,617. But the Urban (Municipal) areas have reported a substantial increase in population subsequently. It may therefore, be assumed that the present population is around 1,93,241. A separate Budget Estimate 'F' of the income and expenditure to be received or incurred on account of the Municipal Government of the extended Suburbs has been framed.

By their Resolution No. 1849, dated the 4th March 1957, the Corporation divided the extended Suburbs into three wards called 'P', 'R' and 'T' for administrative purposes and numbered 42, 43 and 44 for election purposes and seven Councillors were allotted to these wards. The existing form and rates of taxation will remain in force for the period ending 31st March 1958. As the areas in the extended Suburbs have been recently merged further details will be included in the next Administration Report.

XXXIII—MUNICIPAL SERVANTS' ACT.

Labour Relations :—Labour relations during the year under report were normal and there was no appreciable dislocation of work at any time. There was no occasion to invoke provisions of the Municipal Servants' Act.

V. L. GIDWANI,
Municipal Commissioner
for Greater Bombay.

FINANCIAL

No. AE/0/114 of 21-8-57.

Report from the Chief Accountant on the accounts of the General Municipal Administration, the Improvement Schemes and the Education Fund for the year 1956-57.

GENERAL MUNICIPAL ADMINISTRATION

The following statement summarises the transactions for the year pertaining to Revenue and the actuals for the preceding year:—

	1956-57			Actuals for
	Budget Estimates.	Revised Estimates.	Actuals.	1955-56.
	Rs.	Rs.	Rs.	Rs.
Opening Balance	1,26,16,000	1,30,31,231	1,30,31,231	91,89,646
Income	9,87,41,725	10,13,35,887	10,48,07,013	10,02,28,952
Expenditure—	Rs.			
B. E.	9,95,21,754			
Less—Anticipated Savings	35,00,000			
	9,60,21,754			
Add—Earmarked provisions...	75,00,000			
	10,35,21,754	10,74,40,165	9,92,07,147	9,31,17,884
	47,80,029 (Deficit)	61,04,278 (Deficit)	55,99,866 (Surplus)	71,11,068 (Surplus)
Balance	78,35,971	69,26,953	1,86,31,097	1,63,00,714
Add—Recoupment of Advance made from the Surplus Cash Balance for purchase of Capital Stores during 1955-56		+6,46,642	+6,46,642	+6,42,321
Total	78,35,971	75,73,595	1,92,77,739	1,69,43,035
Reservation for Advance <i>vide</i> para. 2		+34,60,590	-99,85,268	-39,11,804
Closing Balance	78,35,971	1,10,34,185	92,92,471	1,30,31,231

2. The details of reservation for Advances, etc., are:—

	Rs.	Rs.
<i>Increase in—</i>		
Contribution towards Improvement Schemes	1,18,279	
Renewed Grants	56,69,585	
Capital Stores Balances (still to be recouped)	31,74,272	
Reserve Stores Balance (including Foras Road and Line Suspense Account)	7,19,495	
Advance from S.C.B. for financing Capital Expenditure pending raising of loans	7,34,625	
	1,04,16,256	
Total		1,04,16,256
<i>Deduct—</i>		
Decrease in—		
Miscellaneous Advances, outstanding	4,30,988	
		4,30,988
Total		4,30,988
Net Increase		99,85,268

3. The net unhypothecated Surplus Cash Balance on 31st March 1957 was as under:—

Liabilities.	Assets.
Rs.	Rs.
Reserve Stock (including Foras Road Stock and Line Suspense Account)	Surplus Revenue Fund as per Appendix No. 2
25,10,534	2,07,47,096
Capital Stores including Foras Road (to be recouped)	
31,74,272	
Advance for Plant and Machinery	
25,01,836	
Miscellaneous Advances	
25,33,358	
Advance from S.C.B. for financing Capital Expenditure	
7,34,625	
Minimum required by Law	
1,00,000	
Surplus Cash Balance	
91,92,471	
Total	Total
2,07,47,096	2,07,47,096

4. The opening and closing Reserve Stores (including Capital Stores) Balance for the year 1956-57 are compared below:—

	Opening Balance.	Closing Balance.	Increase Decrease.
	Rs.	Rs.	Rs.
Serviceable Stores—			
Reserve Stores	17,07,943	23,28,504	+ 6,20,561
do. (Foras Road Depot)	...	99,101	...
Line Suspense Account	83,096	82,929	— 167
Capital Stores	1,00,60,276	1,32,02,170	+31,41,894
do. (Foras Road Depot)	...	32,378	...

5. The loan liabilities at the beginning and at the end of the year were as under:—

Outstanding Debt on 1st April 1956.	Loans raised during the year.	Repayment during the year.	Outstanding debt on 31st March 1957.
Rs.	Rs.	Rs.	Rs.
30,32,72,914	3,54,29,159	45,70,491	33,41,31,582

The details of the loans raised are as stated below:—

- (1) Rs. 1,00,00,000 Being the loan received from the Government of India through the Government of Bombay for the Vaitarna-cum-Tansa Scheme. The loan is to be repaid in seven equated instalments at 4 per cent. interest per annum, commencing from 1960-61 as sanctioned under G.R.F.D. No. LON. 3256, dated the 10th December 1956. The interest on the loan only is to be paid annually till the payment of the equated instalments of the loan commences.
- (2) ,, 1,15,50,000 Being the loan of Rs. 110 lakhs issued at a discount of Re. 0-8-0 with a currency of 12 years at 4 per cent. interest raised by public subscriptions out of Rs. 370 lakhs loan sanctioned under Corporation Resolution No. 626, dated the 6th August 1956 and G.R. No. Lon. 3256, dated the 28th September 1956. The provision of Sinking Fund is sanctioned on a 20 years basis at 3½%.
- (3) ,, 1,30,00,000 Being the loan of Rs. 130 lakhs issued at Rs. 99-8-0 at 4 per cent. interest with a currency of 25 years raised internally as sanctioned under Corporation Resolution No. 626, dated the 6th August 1956 and G.R. No. Lon. 3256, dated the 28th September 1956. The provision of sinking fund is based on 3½ per cent.
- (4) ,, 8,79,159 Being advances from Special Funds for purchase of Plant and Machinery repayable by annual equated instalments in five years at 4 per cent. interest per annum.
- Total Rs. 3,54,29,159 ...

The amount of Rs. 100 lakhs under (1) was raised from Government, Rs. 115.50 lakhs under (2) was raised from the Public and Rs. 130 lakhs under (3) was raised by reserving the amounts for investment of the Municipal Sinking, Special and Surplus Funds.

The repayments during the year were as under:—

- (1) Rs. 22,16,730 Repaid to Government on the basis of equated payments from Revenue in respect of advances taken from them.
- (2) ,, 2,11,500 Repaid to Debenture Holders out of Sinking Fund Investments.
- (3) ,, 21,42,261 Repaid to different Special Funds out of Revenue on the basis of equated payments.
- Total Rs. 45,70,491

The position of the Sinking Fund is shown below:—

Amount of Fund on 1st April 1956.	Interest, etc. realised.	Sinking Fund instalments.	Total.	Withdrawn for payment of loans.	Amount of Fund on 31st March 1957.
Rs.	Rs.	Rs.	Rs.	Rs.	Rw.
4,92,92,485	18,00,837	1,04,50,810	6,15,44,132	2,11,500	6,13,32,632

The value of securities held in the Sinking Fund Account on the basis of market rates prevailing on 31st March 1957 including accrued interest and Cash, exceeded the actuarial amount of the Sinking Fund by Rs. 7,47,861 which is held in the Sinking Fund Account.

INCOME

6. A detailed comparison between the Budget and Revised Estimates and the Actuals will be found in Appendix No. 3. The estimated income for the year was Rs. 9,87,41,725 and Revised Estimate was Rs. 10,13,35,887. The actuals amounted to Rs. 10,48,07,013 resulting in an increase of Rs. 60,65,288 on the Budget Estimates and of Rs. 34,71,126 on the Revised Estimate. The details of increases and decreases are given in Statement A.

7. The position as regards income from General Tax, Water Tax and Halalkhore Tax will be seen from the sub-joined statement:—

	1956-57.	1955-56.	Increase.
	Rs.	Rs.	Rs.
(1) General Tax at 17½ per cent. (including Fire Tax)—			
Total.—Collections booked	4,04,73,360	3,98,37,332	
Deduct—Recoveries for previous years	*69,50,953	*82,32,801	
	3,35,22,407	3,16,04,531	
Add—Outstanding for the year at the close of the year	*1,28,07,159	*125,26,545	
Total	4,63,29,566	4,41,31,076	
(2) Water Tax at 3½ per cent. and water charges by measurements and at compounded rates—			
Total—Collection booked	2,35,65,451	2,19,79,117	
Deduct—Recoveries for previous years	*62,80,344	*44,15,749	
	1,72,85,107	1,75,63,368	
Add—Outstanding for the year at the close of the year	*47,66,271	*41,70,038	
Total	2,20,51,378	2,17,33,406	
(3) Halalkhore Tax at 3 per cent. and for special services—			
Total—Collection booked	72,46,052	70,19,589	
Deduct—Recoveries for previous years	*14,25,949	*14,92,005	
	58,20,103	55,27,584	
Add—Outstanding for the year at the close of the year	*23,31,049	*23,25,812	
Total	81,51,152	78,53,396	
Net demand on account of Property Taxes inclusive of refunds	7,65,32,096	7,37,17,878	28,14,218

* As supplied by A. & C.

TOWN DUTIES

8. The various articles on which duty was levied at the time of import under the provisions of Sections 192(i) of the Bombay Municipal Corporation Act, the amount levied and refunds allowed thereon under Section 195 on their export are shown in Appendix No. 17.

The gross collections for the year were estimated at Rs. 92,00,000, the refunds and commission charges at Rs. 20,00,000 and the net revenue at Rs. 72,00,000. The revenue collected and paid into the Municipal Treasury in the year amounted to Rs. 1,15,19,164 and after deducting the amount of Rs. 23,84,222 (on account of refund, Rs. 21,49,030 and on account of fees for collection Rs. 2,35,192 credited to a separate Revenue head) the net receipts amounted to Rs. 91,34,942 showing an increase of Rs. 3,23,567 as compared with the actuals of the previous year.

SALE PROCEEDS OF LAND

9. There was no balance to the credit of the Land Sales Reserve Fund as on 1st April 1956. The sale proceeds of surplus land during the year amounted to Rs. 3,84,258. This amount being less than Rs. 10 lakhs transfer to the Fund was not made. At the end of the year no surplus land remained available for sale.

REVENUE EXPENDITURE

10. The final sanctioned grants amounted in the aggregate to Rs. 12,83,88,118 as follows:—

Budget Grants	Rs.	9,95,21,754
Unexpended Grants for previous years renewed for expenditure	...	1,36,87,048
Additional Grants	...	1,51,79,316
Final sanctioned grants	...	12,83,88,118

The transfers from one Budget head to another, without affecting the total Budget provision for the year amounted to Rs. 8,70,365.

11. Against the final grants for the year aggregating to Rs. 12,83,88,118 as stated above, the actuals amounted to Rs. 9,92,07,147 leaving an unexpended balance of Rs. 2,91,80,971 at the close of the year. Of this, a sum of Rs. 1,95,09,068 is being renewed for expenditure during 1957-58 against Rs. 1,38,39,483 in 1956-57 and the Balance, *viz.*, Rs. 96,71,903 is being allowed to lapse as detailed in Appendix No. 4.

In Statement 'B' details of proposed renewals and savings will be found classified according to the nature of work.

12. The percentage of establishment proper and of labour to the total expenditure for 1956-57 and the previous year are given below :—

	Percentage to Total expenditure during	
	1956-57.	1955-56.
(1) Establishment proper including Supervision	Rs. 9.93%	Rs. 11.16%
(2) Labour	10.08%	10.67%

LOAN FUNDS

13. The amount of new loan proposed in the Budget for 1956-57 was Rs. 500 lakhs. The amount was reduced to Rs. 495.50 lakhs in the revised estimates.

The loan of Rs. 1.00 crore was raised from Government in one instalment. The loan of Rs. 115.50 lakhs was raised by Public Subscription and Rs. 130 lakhs was raised in two instalments internally. The total amount actually raised to finance the Capital Expenditure including purchase of Plant and Machinery was Rs. 3,54,29,159 as detailed in paragraph 5 above.

Balance of the loan of Rs. 154.50 lakhs out of the loans aggregating to Rs. 500 lakhs sanctioned for 1956-57 was allowed to lapse.

LOAN WORKS EXPENDITURE

14. The opening balance on 1st April 1956 on account of Loan Funds but excluding the Trust Fund was Rs. 18,36,365. Loans aggregating Rs. 3,54,29,159 were raised during the year including the amount of Rs. 1,00,00,000 from Government. The total loan funds available for expenditure during the year were Rs. 3,72,65,524. Out of this, an amount of Rs. 6,46,643 has been reserved for purchase of Capital Stock. Thus the net amount available for expenditure during the year was Rs. 3,66,18,881. The total expenditure incurred during the year amounted to Rs. 3,73,53,506. The Expenditure of Rs. 7,34,625 incurred in excess of funds available was met out of an advance of an equivalent amount from the surplus monies pending recoupment against the proceeds of loan to be raised during 1957-58 as approved under C.R. No. 1349 dated 18-12-56.

15. The following statement contrasts the expenditure on Capital Works with the Budget and Revised Estimates during the last five years :—

Year.	Loan and Trust Funds			Percentage by which actuals fell short of Budget Estimates.	Percentage by which actuals fell short of Revised Estimates.
	Budget Estimates.	Revised Estimates.	Actuals.		
	Rs.	Rs.	Rs.	Per cent.	Per cent.
1952-53	5,64,18,718	5,46,79,091	3,53,53,204	37	35
1953-54	5,14,89,299	6,33,55,464	4,12,55,750	20	35
1954-55	5,75,59,536	7,53,11,003	4,26,47,391	26	43
1955-56	5,33,59,551	7,69,13,538	4,65,88,965	13	39
1956-57	4,66,68,424	7,80,23,722	3,69,71,911	21	53

The above figures do not include the amount on account of subvention, discount and other charges on the new loans and advances for purchases of Capital Stores, Stock and Purchases.

The Revised Estimates for 1956-57 adopted by the Corporation were Rs. 7,85,17,472 including Rs. 10,000 on account of subvention, Rs. 4,83,750 on account of charges for raising the new loan, and Rs. 10,58,928 on account of estimated expenditure under the Trust Fund but excluding Rs. 6,46,643 reserved for Capital Stores Account Stock. The amount of Rs. 3,69,71,911 shown as the actual expenditure is arrived at as follows :—

Expenditure as shown in the Summary of Appendix No. 8 including expenditure under— Trust Fund and credit on account of assets written off	Rs. 3,56,75,234
Deduct—Expenditure for raising the New Loans	... 3,82,218
	3,52,93,016
Add—Assets written off	... 16,78,895
Total	... 3,69,71,911

16. The following table gives the classification of all the Loan Works under distinctive groups for the purpose of apprising the distinctive character and value to the City in relation to the outlay, the allocation of outstanding debt as on 31st March 1957 and the debt charges involved during 1956-57:—

Particulars of City Services.	Amount of loan outstanding on 31st March 1957.	Debt charges for 1956-57				Total Debt Charges.
		Debt interest.	Interest accrued but not paid.	Sinking Fund & repayment.	Bank Com. & Misc. Loan charges.	
	Rs.	Rs.	Rs.	Rs.	Rs.	Rs.
General Services	9,88,82,364	36,48,700	30,540	48,19,697	7,360	85,06,297
Self-supporting services— Water Works	23,12,16,933	77,11,158	3,884	96,62,920	18,371	1,73,96,333
Fire Brigade	16,09,423	85,380	801	1,88,404	98	2,74,683
Markets & Slaughter Houses.	24,22,863	84,880	500	1,03,453	88	1,88,921
Total	23,52,49,219	78,81,418	5,185	99,54,777	18,557	1,78,59,937
Grand Total	33,41,31,583	1,15,30,118	35,725	1,47,74,474	25,917	2,63,66,234

SINKING FUND

17. From Appendix No. 10, it will be seen that book value of investments of the Sinking Funds as on 31st March 1957 amounted to Rs. 6,13,32,632 made up of Rs. 6,13,32,201 being the book value of securities and Rs. 431 in cash with the State Bank of India. Valuing the Municipal and Improvement Trust Debentures at par, the market value of the Sinking Fund Investments held on 31st March 1957 comes to Rs. 5,90,54,141 as shown in Appendix No. 16A. This together with the amount of interest accrued upto 31st March 1957, viz., Rs. 2,63,572 and cash with the State Bank of India of Rs. 431 brings the total amount of Sinking Fund to Rs. 5,93,18,144 and more than covers the amount, viz., Rs. 5,85,70,283 to which the Sinking Fund should have accumulated upto 31st March 1957. The excess in the Sinking Fund investment account was thus Rs. 7,47,861.

INVESTMENTS AND INVESTED BALANCES

18. The details of investments made during the year are as follows:—

	Amount.	Average No. of days.
	Rs.	
(1) Current Account Deposits	72,60,000	28.68
(2) Fixed Deposits	7,79,00,000	160.48
(3) Call Deposits	3,20,00,000	187.06
Total	11,71,60,000	376.22

The interest earned during the year amounted to Rs. 20,71,150 and the details are as follows:—

	Rs.
(1) On Current Account Deposits	5,676
(2) On Fixed Deposits	11,52,416
(3) On Call Deposits	5,23,382
(4) On Investments in Public Securities, etc.	3,89,676
Total	20,71,150

The average rate of interest on Current Account Deposits was 0.99 per cent, as against 1 per cent. in the preceding year. The average rate of interest on Call Deposits was 3.19 per cent, as against 3.08 per cent. in the preceding year. The rate realised on Call Deposits ranged from 2½ per cent. to 4½ per cent. The maximum rate realised on Call Deposit in the preceding year was 3½ per cent. The average rate of interest on Fixed Deposits was 3.36 per cent, as against 3.20 per cent. in the preceding year. The rate realised on the Fixed Deposits ranged from 3½ per cent. to 4½ per cent. The maximum rate realised on Fixed Deposits in the preceding year was 3½ per cent.

The average rate of interest on all deposits was 3.23 per cent, as against 3.13 per cent. in the preceding year.

RESERVE STOCK

19. The opening balance and the receipts of General Stores during the year as per books maintained in this office were Rs. 17,07,943 and Rs. 20,52,111 respectively and the issues amounted to Rs. 14,31,550. The closing balance of General Stores was, therefore, Rs. 23,28,504 i.e. more by Rs. 6,20,561 than the opening balance.

The balances of General Stores in charge of the Controller of Stores are compared below for the last five years:—

		Rs.
Balance at the close of 1952-53	...	30,99,860
Do. 1953-54	...	24,07,966
Do. 1954-55	...	21,41,754
Do. 1955-56	...	17,07,943
Do. 1956-57	...	23,28,504

The outstanding balance on 31st March 1957 according to Controller of Stores is Rs. 4,51,758. The difference of Rs. 18,76,746 is due to adjustments in respect of stores, etc. issued by the Controller of Stores to the departments not having been returned by them to this office in time for being adjusted in the accounts of 1956-57. The receipts of General Stores of Foras Road Depot during the year as per this office books were Rs. 1,42,604 and issues amounted to Rs. 43,503. The Closing balance of General Stores, Foras Road Depot was Rs. 99,101.

CAPITAL STORES

The opening balance of Rs. 1,00,60,276 together with receipts of capital stores during the year aggregated to Rs. 1,79,80,358 and the issues to Rs. 47,78,188 thus resulting in an increase of Rs. 31,41,894 in the closing balance of capital stores, viz., Rs. 1,32,02,170 compared with the opening balance. Receipts and issues of capital stores, Foras Road Depot were Rs. 54,493 and Rs. 22,115. The closing balance was Rs. 32,378.

DEPARTMENTAL STOCK VERIFICATION

20. Verification of the Reserve Stores including Capital Stores at the Central Stores and the sub-depots at Foras Road and Bellasis Bridge Pipe Depot was carried out during the year as usual.

Verification of consumable stores, stationery, dead stock and Plant and Machinery, etc., of all departments was carried out. Visits were paid to 385 offices, Wards, Chokies, Schools and Sub-Offices for verification of stores, dead stock and plant and machinery, etc., In addition 75 offices, schools etc., were visited for scrutiny of proposals, for writing off unserviceable articles. Visits were also paid to 220 offices in connection with scrutiny of audit replies, Municipal Chief Auditor's audit notes, Provident. Fund, claim recoveries and other miscellaneous papers.

STREET IMPROVEMENTS

21. The provision made in the Revised Loan Works Budget for meeting claims on account of acquisition of set backs was Rs. 6,75,450 (excluding Rs. 98,850 earmarked for adding set back land to the roads) the expenditure being Rs. 2,21,472. This leaves a balance of Rs. 4,53,978. After deducting all ascertained time-barred claims, the undischarged commitments upto 31st March 1957 in regard to set-backs already acquired and sanctioned to be acquired amount to Rs. 10,28,250 against which we have a provision of Rs. 7,00,000 (excluding Rs. 1,50,000 earmarked for adding set-back land to the roads) in the budget for 1957-58. In addition to this further liabilities may be expected on account of further acquisition of set-backs that will be sanctioned during 1957-58.

LEVELLING, METALLING ETC., PRIVATE STREETS.

22. The expenditure on the improvement of private streets is financed in the first instance from the Plant and Machinery Depreciation Fund pending recovery from the house-owners.

The following statement shows the figures of advance sanctioned, expenditure incurred and recoveries made during the last five years:—

Year.	EXPENDITURE.				Recoveries inclusive of interest and supervision charges.
	Actual Expenditure on works.	Supervision charges.	Interest etc. Advance.	Total.	
	Rs.	Rs.	Rs.	Rs.	Rs.
1952-53	78,568	...	11,153	89,721	3,979
1953-54	10,400	...	20,802	31,202	30,877
1954-55	28,207	...	17,406	45,613	27,698
1955-56	21,942	...	19,130	41,072	6,972
1956-57	790	...	20,749	21,539	21,326

Balance of Supervision Charges outstanding as on 31st March 1957 is Rs. 44,610.

The amount outstanding on 1st April 1952 was Rs. 2,83,042. Adding Rs. 2,29,147 on account of expenditure incurred during the years 1952-53 to 1956-57 and deducting Rs. 90,852 recovered during the same period the amount outstanding at the close of the year 1956-57 came to Rs. 4,21,337. (Vide Appendix No. 6).

IMPROVEMENT SCHEMES.

General Account.

INCOME.

23. The total income for the year amounts to Rs. 1,22,46,127 against Rs. 1,19,30,411 for the previous year showing a net increase of Rs. 3,15,716 viz. increase in (i) Rent and other proceeds of properties Rs. 7,631; (ii) Contribution from Municipal Corporation Rs. 3,86,194; (iii) Interest and Profits on investment Rs. 31,916; (iv) Miscellaneous Receipts Rs. 28,628, counterbalanced by a decrease of Rs. 1,38,653 in Grant-in-aid for meeting the deficit in the General Account. A detailed comparison between the Budget Estimates and actuals will be found in the Appendix No. 23.

EXPENDITURE.

24. The total expenditure for the year aggregated to Rs. 1,27,02,583 as against Rs. 1,23,92,548 for the preceding year showing an increase of Rs. 3,10,035. This is made up of increase of Rs. 3,53,014 under maintenance of properties and streets, counterbalanced by a decrease of Rs. 42,979 under Debt Charges. The expenditure of Rs. 1,27,02,583 comprises expenditure of Rs. 51,83,646 under maintenance of properties and streets inclusive of the cost of management and establishment and of Rs. 75,18,937 under Debt Charges. Appendix No. 24 gives a comparison between the final grants and actuals for the year.

25. The net deficit for the year amounts to Rs. 4,56,456 as shown in Appendix No. 22.

LOANS.

26. The loan liabilities at the beginning of the year stood at Rs. 15,11,58,132. A loan of Rs. 19.28 lakhs was raised during the year for the repayment of Rs. 25 lakhs loan raised in 1926.

The repayment of loan during the year amounted to Rs. 24,32,361 including the amount of Rs. 7,84,361 which was repaid to Government on the basis of equated payments out of Revenue in respect of Advances taken from them and Rs. 16,48,000 in respect of the repayment of Rs. 25 lakhs loan raised in 1926. The outstanding loan liabilities at the close of the year thus stood at Rs. 15,06,53,771.

Out of this, the amount outstanding on account of Government loans shown in Appendix No. 29 as Rs. 7,69,79,771 requires some explanation. All the debentures in respect of loans aggregating Rs. 476 lakhs originally raised from Government have now been repurchased according to the approved programme for Sinking Fund investments. The liability to Government on this account is, therefore, only Rs. 2,93,79,771.

CAPITAL ACCOUNT.

27. The opening balance on 1st April 1956 was Rs. 79,98,155. During the year under report, receipts on account of sale proceeds of lands and buildings amounted to Rs. 12,29,862. The total funds available were thus Rs. 92,28,017. In addition to this a loan of Rs. 19,28,000 was raised for the repayment of Rs. 25 lakhs B.I.T. loan of 1926. The total expenditure incurred amounted to Rs. 36,47,452 including Rs. 16,48,000 towards repayment of loan. The deficit in the General Account for the year amounted to Rs. 4,56,456 which was transferred to the Capital Account. The unspent balance at the close of the year stood at Rs. 70,52,109.

EXPENDITURE ON SCHEMES.

28. The actual Expenditure incurred during the year on Schemes amounted to Rs. 36,47,452 as against the Revised Estimates of Rs. 82,82,415 including Rs. 7,07,424 on account of cost of Management and Establishment. The total expenditure on Schemes upto 31st March 1957 amounted to Rs. 21,57,92,755 of which Rs. 14,85,090 represent discount and other charges on loans and Rs. 16,48,000 represent the amount towards repayment of loan.

SINKING FUNDS.

29. The position of the Sinking Fund is shown below:—

Amount of Fund on 1st April 1957.	Interest etc. realisation.	Sinking Fund Instalment.	Deduct withdrawn for payment.	Amount of Fund on 31st March 1957.
Rs.	Rs.	Rs.	Rs.	Rs.
5,79,78,807	26,05,190	5,65,262	Nil.	6,11,49,259

From Appendix No. 28 it will be seen that in the books of accounts, the Sinking Fund as on 31st March 1957 amounts to Rs. 6,11,49,259 of which Rs. 6,11,49,159 represent the book value of the securities and Rs. 100 in cash with the State Bank of India. Valuing the Bombay Improvement Trust and Municipal Debentures at par, the market value of the Sinking Fund investments held on 31st March 1957 comes to Rs. 6,14,76,016 as shown in Appendix No. 30. This together with the amount of interest accrued upto 31st March 1957, viz. Rs. 1,32,940 and cash with the State Bank of India, viz. Rs. 100 brings the total amount of Sinking Fund to Rs. 6,16,09,056 against Rs. 5,56,04,050 the amount to which the Sinking Fund should have accumulated upto 31st March 1957. The excess in the Sinking Fund investment Account is thus Rs. 60,05,006.

The total amount of loans raised for Improvement Schemes and outstanding on 31st March 1957 comes to Rs. 15.07 lakhs. Out of this Rs. 294 lakhs are borrowed from Government, the repayment of which is arranged on the basis of half-yearly equated payments. The balance of Rs. 12.13 lakhs represents loans raised by issue of debentures. Out of this Rs. 4.76 lakhs originally borrowed from Government have now been repurchased for Sinking Fund investments and Rs. 737 lakhs from the public.

The policy of absorbing 4 per cent. sterling Loans 1969-70, as and when offerings were available, was adopted and the securities purchased were kept in the Improvement Schemes Sinking Fund Account as approved by the Standing Committee under Standing Committee Resolution No. 2114, of the 13th January 1954. Debentures of the face value of £. 95,100 were absorbed during the year under review in addition to debentures of the face value of £. 3,500 absorbed during the previous year.

LIABILITIES AND ASSETS.

30. The gross Capital Liabilities of the Improvement Schemes stood at Rs. 15,54,12,261 at the close of the year and the assets at Rs. 29,50,24,672 including the book value of lands comprised in Schedule 'W' and 'X' resulting in a surplus of Rs. 13,96,12,411 the details whereof are shown in Appendix No. 25.

IMPROVEMENT SCHEMES ACCOUNT.

SLUM CLEARANCE ACCOUNT
General Account (City and Suburbs)
INCOME

31. The total Income for the year amounted to Rs. 774 and Rs. 6,52,526 for City and Suburbs respectively.

EXPENDITURE

No expenditure was incurred during the year for City as well as for Suburbs. The net surplus for the year amounted to Rs. 774 for City and Rs. 6,52,526 for Suburbs as shown in Appendices Nos. 22A and 22B which was transferred to Capital Account.

EXPENDITURE ON SLUM CLEARANCE SCHEMES

Capital Account

32. A loan of Rs. 10 lakhs was raised during the year for meeting the expenditure on Slum Clearance Schemes in the City. An expenditure of Rs. 8,32,220 was incurred including Rs. 10,000 on discount and other charges. The balance at the close of the year was Rs. 1,68,554 including Rs. 774 transferred from General Account.

As regards Slum Clearance in the Suburbs, no expenditure was incurred. A contribution of Rs. 6,52,526 received from Budget 'D' as sanctioned under Corporation Resolution No. 1193, dated the 19th November 1956 was transferred to Capital Account as revenue surplus to meet the Capital expenditure on this account.

As however an amount of Rs. 73 is payable as accrued interest the net balance at the end of the year was reduced to Rs. 6,52,453 as per Appendix No. 25B.

EDUCATION FUND.

33. (i) The following statement summarises the transactions for the year pertaining to Revenue and the actuals for the preceding year.

	1956-57			
	Budget Estimates	Revised Estimates	Actuals	Actuals for 1955-56
	Rs.	Rs.	Rs.	Rs.
Opening Balance	11,97,000	23,16,648	23,16,648	20,74,936
Income	1,64,79,718	1,64,99,444	1,65,54,091	1,52,54,863
Expenditure	1,71,12,761	1,72,15,507	1,62,91,256	1,49,72,759
	6,33,043 (Deficit)	7,16,063 (Deficit)	2,62,835 (Surplus)	2,82,104 (Surplus)
Balance	5,63,957	16,00,585	2,57,9,483	23,57,040
Reservation for Advance shown below	+1,82,317	-6,70,570	-40,392
Closing Balance	...	17,82,902	19,08,913	23,16,648

(ii) Details of reservation of Advances, etc., are :-

Increase in—	Rs.	Rs.
Renewed Grants	...	5,94,679
Advances for Plant and Machinery	...	1,00,874
Deduct		
Decrease in—		
Miscellaneous Advance outstanding	...	24,983
	Net Increase	6,70,570

(iii) The net unhypothecated Surplus Cash Balance on 31st March 1957 was as under :-

Liabilities		Assets	
	Rs.		Rs.
Advance for Plant and Machinery	1,14,526	Surplus Revenue Fund as per	20,77,587
Miscellaneous Advances	54,148	Appendix No. 31.	
Minimum required by law	20,000		
Surplus Cash Balance	18,88,913		
Total	20,77,587	Total	20,77,587

(iv) The loan liabilities at the beginning and at the end of the year were as under :—

Outstanding debt on 1st April 1956	Loans raised during the year	Repayment during the year	Outstanding debt on 31st March 1957
Rs.	Rs.	Rs.	Rs.
45,00,000	45,00,000

No loan was raised during the year.

(v) The position of Sinking Fund is shown below.

Amount of Sinking Fund on 1st April 1956	Interest etc. realised	Sinking Fund instalments	Total	Withdrawn for payment of loans	Amount of Fund on 31st March 1957
Rs.	Rs.	Rs.	Rs.	Rs.	Rs.
2,41,351	13,343	1,81,611	4,36,305	...	4,36,305

The value of securities held in Sinking Fund Account on the basis of market rates prevailing on 31st March 1957 including accrued interest and cash exceeded the actual amount of the Sinking Fund by Rs. 4,454 which is held in the Sinking Fund Account.

INCOME

(vi) A detailed comparison between the Budget and Revised Estimates and the actuals will be found in Appendix No. 32. The estimated income for the year was Rs. 1,64,79,718 and the Revised Estimate was Rs. 1,64,99,444. The actuals amounted to Rs. 1,65,54,091 inclusive of Rs. 4,642 for the extended suburbs resulting in an increase of Rs. 74,373 on the Budget Estimates and Rs. 54,647 on the Revised Estimates. The net increase of Rs. 74,373 is made up of increases of Rs. 1,52,223 under Fees and Fines from Municipal Schools due to rise in the number of pupils, and Rs. 87,541 under Interest and Profits on Investments and Miscellaneous Receipts due to better yield on fixed and call deposits and due to more funds being available for investment counter-balanced by decrease of Rs. 1,54,274 under contribution from Budgets 'A' and 'D' due to fall in actual realisation of General Tax, Rs. 9,000 under Contribution from Government due to the grant for R. C. Training Institute having been received during 1957-58 and Rs. 2,117 under other Miscellaneous Revenue.

EXPENDITURE.

(vii) The final sanctioned grants amounted in the aggregate to Rs. 1,88,44,503 as follows :—

Budget Grants	...	Rs. 1,71,12,761
Unexpended Grants for previous years renewed for expenditure	...	9,99,668
Additional Grants	...	7,32,074
Final sanctioned grants	...	1,88,44,503

The transfers from one Budget head to another without affecting the total Budget provision of the year amounted to Rs. 5,34,312.

(viii) Against the Final grant of the year aggregating to Rs. 1,88,44,503 as stated above, the actuals amounted to Rs. 1,62,91,256, inclusive of Rs. 26,372 for schools in the extended suburbs, leaving an unexpended balance of Rs. 25,53,247 at the close of the year. Of this, a sum of Rs. 16,40,600 is being renewed for expenditure during 1957-58 against Rs. 9,99,668 in 1956-57 and the balance *viz.*, Rs. 9,12,647 is being allowed to lapse as savings as detailed in Appendix No. 33. The main items that have contributed to the savings are under (1) Schools; Rs. 4,04,272 due to some posts of special teachers having not been filled in, the late appointment of teachers in Municipal schools and provisions for equipments etc., not having been fully utilised, (2) Grant-in-aid; Rs. 1,75,007 due to curtailment of grants to private schools (3) Pension; Rs. 79,575 due to non-receipt of all the pension claims during the year (4) Provident Fund; Rs. 75,797 due to a large number of employees having opted for pension (5) Debt charges; Rs. 42,338 due to non-raising of loan for 1956-57 (6) Supervision of schools; Rs. 30,523 due to non-filling in of some vacant supervisory posts and also during leave periods, (7) Medical Inspection Rs. 28,043 due to the expansion of school clinic having been delayed on account of non-receipt of motor vehicles in time.

(ix) The percentages of establishment cost exclusive of expenditure on Dearness Allowance, Provident Fund and Pension etc., charges to the total expenditure for 1956-57 and the previous year are given below :—

Establishment—	Percentage to the Total Expenditure during	
	1956-57	1955-56
(1) Supervisory and Subordinate	... 48.72	49.11
(2) Labour	... 4.18	4.42

LOAN FUNDS.

(x) The opening balance on 1st April 1956 on account of loan funds excluding the Trust Fund was Rs. 21,21,352. The amount of new loan proposed in the Budget for 1956-57 was Rs. 20 lakhs. The same amount was retained in the Revised Estimates. However no loan was raised during the year. Grant-in-aid of Rs. 4,40,000 was received from Government on account of Construction of school buildings in the merged Suburban area. The total loan funds available for expenditure during the year thus amounted to Rs. 25,61,352. The total expenditure incurred on loan works during the year amounted to Rs. 4,92,348 leaving a balance of Rs. 20,69,004 at the close of the year.

(xi) The following statement contrasts the expenditure on Capital works with the Budget and the Revised Estimates during the last 5 years :—

Year	LOAN AND TRUST FUNDS.			Percentage by	Percentage by
	Budget	Revised	Actuals	which actuals	which actuals
	Rs.	Rs.	Rs.	fell short of	fell short of
				Budget	Revised
				Estimates.	Estimates.
				Per cent.	Per cent.
1952-53	18,52,780	11,80,100	1,34,884	93	89
1953-54	8,80,954	16,05,625	6,99,497	21	56
1954-55	28,76,751	27,77,096	8,77,273	70	68
1955-56	42,78,898	31,89,350	6,33,647	85	80
1956-57	57,82,355	46,23,492	5,00,027	91	89

The above figures do not include the amount on account of discount and other charges on the New Loans.

(xii) From Appendix No. 38 it will be seen that the book value of investments of Sinking Fund as on 31st March 1957 amounted to Rs. 4,36,305 made up of Rs. 4,36,265 in securities and Rs. 40 in cash with the State Bank of India. Valuing the Municipal Debentures at par the market value of the Sinking Fund Investments held on 31st March 1957 comes to Rs. 4,38,559 as shown in Appendix No. 41. This together with the amount of interest accrued upto 31st March 1957, viz., Rs. 1,463 and Cash with the State Bank of India of Rs. 40 brings the total amount of Sinking Fund to Rs. 4,40,062 and more than covers the amount, viz., Rs. 4,35,608 to which the Sinking Fund should have accumulated upto 31st March 1957. The excess in the Sinking Fund Investment account was thus Rs. 4,454.

(xiii) The details of Investments during the year are as follows :—

	Amount.	Average No. of days.
	Rs.	
(1) Fixed Deposits	1,12,00,000	120.25
(2) Call Deposits	17,00,000	214.35
Total	1,29,00,000	132.65

The interest earned during the year amounted to Rs. 1,72,230 and the details are as follows :—

	Rs.
(1) On Fixed Deposits	1,31,024
(2) On Call Deposits	34,464
(3) On Investments in Public Securities	6,742
Total	1,72,230

The average rate of interest on Call Deposits was 3.45 per cent, as against 2.99 per cent, in the preceding year. The rate realised on Call Deposits ranged from 3½ per cent, to 4 per cent. The maximum rate realised on Call Deposits in the preceding year was 3½ per cent. The average rate of interest on Fixed Deposits was 3.55 per cent, as against 3.13 per cent, in the preceding year. The rate realised on Fixed Deposits ranged from 3½ per cent, to 4½ per cent. The maximum rate realised on Fixed Deposits in the preceding year was 3½ per cent. The average rate of interest on all deposits was 3.51 per cent, as against 3.09 per cent, in the preceding year.

(xiv) According to the Budget and the Revised Estimates, the year was expected to close with deficits of Rs. 6.33 lakhs and Rs. 7.16 lakhs respectively. The actuals however reveal a surplus of Rs. 2.63 lakhs. This surplus is however more apparent than real as it is mainly due to expenditure on some of the items having not been incurred upto the close of the year. The following table compares the figures of Income and Expenditure for 3 years.

Year.	1954-55	1955-56	1956-57
	Rs. in lakhs.	Rs. in lakhs.	Rs. in lakhs.
Income	149.67	152.55	165.54
Expenditure	138.17	149.73	162.91
Surplus for the year	11.50	2.82	2.63

(xv) The above table shows that the surpluses are dwindling down each year and with the rise in the number of pupils and consequent increase in cost of staff for appointment of additional teachers, steady rise in the debt charges due to construction of Municipal Owned Schools buildings, etc., the finances of Education Fund Accounts are likely to face serious deficits. It is therefore necessary to take steps for augmenting the sources of Education Fund for meeting the growing expenditure.

GENERAL REMARKS.

(000 Omitted)
(City proper)

34. In the Budget Estimate for the year, the Income was originally estimated at Rs. 9,87,42, Expenditure at Rs. 9,60,22 (exclusive of anticipated savings of Rs. 35,00) and the surplus at Rs. 27,20. After taking into account a sum of Rs. 75,00 set aside for earmarked items, budgeted surplus of Rs. 27,20 was expected to result into a deficit of Rs. 47,80.

On the basis of 8 months' actuals the Income for the year was revised to Rs. 10,13,36 and Expenditure to Rs. 10,74,40 inclusive of the earmarked expenditure of Rs. 75,00 resulting in a deficit of Rs. 61,04 as against budgeted deficit of Rs. 47,80.

The actual Income realised for the year was Rs. 10,48,07 (including Rs. 40,20 from the B. E. S. & T. Fund) and the expenditure aggregated to Rs. 9,92,07 showing a surplus of Rs. 56,00.

This was due to improvement of Rs. 60,65 in income and decrease of Rs. 43,15 in expenditure over the original budget estimates or improvement of Rs. 34,71 in income and decrease of Rs. 82,33 in expenditure over the revised estimates (8 monthly basis).

On scrutinizing the details, it will be seen that the total gross increases in revenue compared with the original estimates amounted to Rs. 76,87 while the decreases amounted to Rs. 16,22, the net increase being Rs. 60,65.

The reasons for increases and decreases in the income are detailed in statement 'A'.

The main Increases were under Town Duties Rs. 19,35, Grant-in-aid in respect of fines for offences against the law Rs. 95, Interest on profit and investments of surplus loan and other balances Rs. 7,39, miscellaneous receipts Rs. 4,70, Receipts from M. G. M. O. Swimming Pool Rs. 17, Water Works Rs. 24,01, Medical Relief Rs. 70, Roads, S. W. Drains Rs. 2,81, Mechanical Rs. 62, Buildings and Land Acquisition, etc., Rs. 4,47, Licencing and Removal of encroachments Rs. 4,56, Markets and Slaughter Houses Rs. 3,23, Contribution from Capital Funds Rs. 1,48, Extraordinary receipts Rs. 2,00 and Rebate from Government for Collection of U. I. P. Tax Rs. 34.

The main decreases in income were under General Tax Rs. 11,65, Interest on Plant and Machinery Depreciation fund Rs. 21, Public Health Rs. 11, Street Cleansing and Conservancy Rs. 3,79 and Fire Brigade Rs. 37.

The Expenditure as per budget estimates was estimated at Rs. 10,35,22 (inclusive of earmarked provisions of Rs. 75,00) and as per Revised estimates (8 monthly basis) at Rs. 10,74,40.

The final grants however sanctioned (including renewed grants and appropriations of Rs. 75 lakhs from the S. C. B. for earmarked provisions) aggregated to Rs. 12,83,88 against which actual expenditure booked was Rs. 9,92,07 leaving an unexpended balance of Rs. 2,91,81 at the close of the year, out of which a sum of Rs. 1,95,09 was renewed for expenditure during the following year, i.e., 1957-58 and the balance of Rs. 96,72 were treated as savings.

The details of renewals and savings under different categories and services have been specified and shown in statement 'B' attached.

The total renewal amounted to Rs. 1,95,09. This figure includes a sum of Rs. 1,01,07 in respect of the earmarked provisions shown in the subjoined statement.

Names of the Work.	1955-56			1956-57		
	Provision made.	Expenditure Booked upto 31st March 1957.	Amount to be renewed for expenditure in 1957-58.	Provision made.	Expenditure booked upto 31st March 1957.	Amount to be renewed for expenditure in 1957-58.
	Rs.	Rs.	Rs.	Rs.	Rs.	Rs.
(1) Housing Accommodation to the Municipal Staff.	15,00	59	14,41	15,00	...	15,00
(2) Covering Open Channel Drains.	10,00	1,00	9,00	5,00	...	5,00
(3) Reconstruction of General Hospital, Sion.	15,00	...	15,00
(4) Renewal of Certain Roads in the City.	25,00	...	25,00
(5) Grant-in-aid to the University of Bombay for Centenary Celebrations.	10,00	...	10,00
(6) General Election	9,95	8,47	1,48	8,86	2,68	6,18
	34,95	10,06	24,89	78,86	2,68	76,18

Renewals Rs. 24,89 out of provisions for 1955-56.
Rs. 76,18 out of provisions for 1956-57.

Rs. 1,01,07

It may be mentioned here that out of Rs. 25 lakhs earmarked during 1954-55 for providing housing accommodation to Municipal employees, expenditure of Rs. 13 lakhs was only booked and the balance of Rs. 12 lakhs had to be lapsed to S. C. B. as under Section 132 of the B. M. C. Act, provision can be renewed two times only.

A.—Contingent liability to the extent of Rs. 12 lakhs pertaining to previous years in respect of this earmarked provision will, have to be met by obtaining an additional grant in the following year, i.e., 1957-58.

If these special provisions are excluded, the normal renewal comes to Rs. 94.02 as against Rs. 81.91 for the preceding year excluding earmarked provisions of Rs. 56.48.

The total savings in final sanctioned grants including savings in the renewed grants amounted to Rs. 96.72.

The main items of savings are given below:—

Establishment and Labour.—Savings of Rs. 18.39 under this head was mainly due to delays in filling vacancies, not filling the vacancies for short periods, surplus staff shown in the pool having been absorbed elsewhere and to the provision for acting arrangements not being fully utilised.

New Works and Special Repairs Works.—Savings of Rs. 27.81 under these items were mainly due to difficulties experienced in obtaining sufficient quantity of materials such as cement, steel, etc., due to scarcity and general rise in prices.

Debt charges.—Savings of Rs. 21.32 under this head were due to the amount of loan raised being lesser than that provided in the budget.

P. F. etc., Charges (Rs. 2.77) and Dearness Allowance (Rs. 1.02).—Savings under these heads are consequent upon the reduced expenditure on establishment.

The other items of savings are of minor nature and do not call for special remarks.

The expenditure for the year, i.e., 9,92.07 compared with that of the previous year, i.e., Rs. 9,31.18 shows a net increase of Rs. 60.89.

This was mainly due to increased expenditure on Water Works, Medical Relief and Education, Markets and Slaughter Houses, Contribution to Budgets 'B', 'D' and 'E', Provident Fund, Pension, Gratuity, etc., Dearness Allowance, Grants-in-aid to Public Institutions.

The net unhypothecated surplus cash balance (including minimum required by law) at the beginning of the year was Rs. 1,30.31 and as a result of variations in income and expenditure showing a surplus of Rs. 56.00 the balance at the close of the year was Rs. 1,86.31.

Adding to this a sum of Rs. 6.47 on account of recoupment of advances made for purchase of Capital Stores during 1955-56 debited provisionally to S. C. B. pending raising of a loan, the total amount available as S. C. B. stood at Rs. 1,92.78, and after allowing for reservations for advances as detailed in para. 2, the balance at the end of the year stood at Rs. 92.92 as against Rs. 1,10.34 estimated at the time of framing the revised estimates.

The decrease in the Surplus Cash Balance was mainly due to (1) increase in reservations to the extent of Rs. 1,34.46 over that estimated in the Revised Estimates, (2) Improvement of income to the extent of Rs. 34.71 and (3) less expenditure of Rs. 82.33.

A sum of Rs. 31.74 has been advanced as against Rs. 6.47 in the previous year for purchase of Capital Stores during the year under report which will be recouped on raising a new loan in 1957-58.

The expenditure estimated for the year on Loan Works as detailed in para. 15 was Rs. 4,66.68, revised to Rs. 7,80.24 against which actuals amounted to Rs. 3,69.72.

Thus the actual expenditure booked worked out to 79 per cent. and 47 per cent. of the budget and Revised Estimates respectively.

The position regarding the Sinking Fund is satisfactory as there is still an excess accumulation of Rs. 7.48 on 31st March 1957. In addition to this, a sum of Rs. 52.45 stands to the credit of Net Premia Fund which is intended as a reserve for making good any deficit in the market value of Sinking Fund Investments.

Improvement Schemes.

The total income for the year amounted to Rs. 1,22.46 and expenditure to Rs. 1,27.02 resulting in a deficit of Rs. 4.56. The position of Sinking Fund is also satisfactory as there is an excess accumulation of Rs. 60.05. The notable feature of the year under report in budget 'B' was the beginning made on a small scale in respect of Slum Clearance Works.

Two separate accounts in Budget 'B' one for the City and the other for the Suburbs have been opened to record the expenditure falling in Chapter XIII of the Municipal Act as approved under Standing Committee Resolution No. 1551 of 18-11-1955.

For financing expenditure on City Schemes, a loan of Rs. 10 lakhs was raised. The expenditure incurred amounted to Rs. 8.32 as shown below:—

	Rs.
(1) Transit camps for providing temporary alternative housing accommodation to facilitate Slum Clearance	3.48
(2) Permanent housing for Slum Population	4.74
(3) Discount and other charges on loan	10
	8.32

leaving a balance of Rs. 1,68 in the Loan Funds of Improvement Schemes—Capital Account—Slum Clearance (City).

There was no expenditure on Suburban Slum Clearance Schemes. A contribution of Rs. 6,53 received from Budget 'D' at two times the net estimated realisations of the General Tax divided by the rate fixed for the tax as sanctioned by the Corporation *vide* Corporation Resolution No. 1193, dated the 19th November 1956 was in the first instance credited to General Account and subsequently transferred to Capital Account as revenue surplus for meeting the Capital Expenditure on Slum Clearance Schemes.

The balance in the Improvement Schemes Capital Account—Slum Clearance (Suburbs) at the close of the year stood at Rs. 6,52.

Education Fund.

The income was Rs. 1,65,54 made up of Rs. 1,25,69 being contributions from Budgets 'A' and 'D' and Rs. 30,50 grants-in-aid from Government for the City and Suburbs and Rs. 9,35 Miscellaneous receipts inclusive of Rs. 5 for extended Suburbs. The expenditure was Rs. 1,62,91 made up of Rs. 1,62,65 for City and Suburbs and Rs. 26 for extended Suburbs. The expenditure for extended suburbs from 1-2-1957 to 31-3-1957 had to be financed by additional grant from S. C. B of Budget 'E'. Representations have been made to Government for payment of necessary grant-in-aid for that period. The question is still under consideration of Government.

G. V. DAMLE,
Ag. Chief Accountant.

Statement 'A' showing main items contributing to the increases and decreases in Income for 1956-57
(Actuals compared with Original Estimates)

Budget Head.	Amount of Increase.	Amount of Decrease.	Remarks.
	Rs.	Rs.	
I.—General Tax, Indirect Taxation and Miscellaneous Revenue—			
A.—General Tax	11,65,484	Main decrease under Tax from Public Rs. 10,95,508. under Improvement Scheme properties Rs. 97,665 counter-balanced by increase of Rs. 29,439 from Mills. The decrease under Tax from public was due to the question of rateable value of certain properties particularly Co-operative Housing Societies gone in appeal remaining undisposed before the close of the year and also due to non-enactment of legislation in connection with the amendment of the B. M. C. Act in respect of buildings occupied on flat ownership basis. Increase under Tax from Mills is due to the revision of the rateable value.
B.—Town Duties	19,34,942	...	Rs. Increases under Town Duties through B. P. T. ... 9,96,985 ... under Central Railway ... 1,61,029 ... under Western Railway ... 6,65,117 ... under Town Duty Department ... 4,89,985 ... under Collector, Central Excise, Bombay ... 6,048 due to increased imports of sugar, Iron and Steel and edibles counter-balanced by increase in refunds and commission charges to the extent of Rs 3,84,222.
C.—Other Receipts.			
(b) Grant-in-aid in respect of fines for offences against the law.	94,866	...	Based on actual realisation of fines by Government in Municipal cases during the course of the year and also due to recovery of arrears pertaining to previous years.
(c) Interest and profit on investments of Surplus Loan and other balances.	7,38,981	...	Increase partly due to better yield on investments on account of favourable rates of interests on fixed and call deposits and partly due to larger balances available for investments in Surplus and Loan Funds on account of less expenditure on Capital Works than anticipated.
(d) Interest and Profit on Plant and Machinery Depreciation Fund.		21,380	Decrease due to less balances in the fund available for investment.
(e) Miscellaneous	4,70,211	...	Increase mainly under Miscellaneous Receipts such as unclaimed dues and deposits, Sealing and Stamping charges and other minor receipts—Rs. 4,60,872. under Miscellaneous Fees—Rs. 6,142. Increase mainly under Rent of Buildings and Lands—Rs. 7,029. counterbalanced by decrease of Rs. 3,832 under Contribution from Municipal Servants towards pension, etc., fund.
(f) Receipts on account of Municipal Journal.	...	9,261	Decrease due to a short fall in recoveries from the sale of Municipal Journal.
(g) Receipts from Mahatma Gandhi Memorial Olympic Swimming Pool.	17,300	...	Increase is due to the recovery of rent of the canteen premises let out on lease and Licence basis from March 1956 and revision of fees effective from 1-10-1955.
2.—Water Works and other Miscellaneous Water Works Revenue.	24,01,161	...	Rs. Main increases under Water Tax by measurement 26,47,064 ... under Compounded Tax 7,09,143 ... under Rent of Water Meters 40,988 ... under Rent of Buildings and Lands 9,223 ... under Miscellaneous Receipts 10,791 ... under Fees for water connections 43,208 counterbalanced by decreases under Water Tax on rateable value 10,59,256 The increases under water tax by measurement, compounded tax, rent of water meters were due to large number of municipal meters fixed to residential quarters, trade concerns and recovery of arrears. Increase under rent of buildings and lands was partly due to recovery of arrears and current dues in respect of ground rent for Raymond Woollen Mills and other parties and partly due to recovery of old arrears from municipal employees harbouring out-siders in municipal quarters. Increase under miscellaneous receipts was due to increase in receipts in respect of fees for testing pipes and fittings, meter fixing fees due to increased building activities, recovery of strainer cleaning fees started during the year and increase in the number of permits for Vehar and Tansa Bungalows. Increase under fees for water connections was due to increase in the number of connections given to private and cooperative building enterprises, buildings of Central and Western Railways and State Government and Central Government Housing Schemes. Decrease under water tax on rateable value was partly due to rapid progress of metering and partly due to a large sum of about Rs. 5 lakhs involved in dispute not being realised before 31-3-1957.
5.—Public Health Department	10,570	Decrease under miscellaneous fees was due to the discontinuation of fees for issuing International Certificates of Cholera, Vaccination etc., from 1-4-1956.

Budget Head.	Amount of Increase.	Amount of Decrease.	Remarks.
6.—Medical Relief and Education.	70,053	...	<p>The main increases were under Miscellaneous Receipts and Fees and Rent of Buildings, etc. ... 11,323 Receipts from K. E. M. Hospital ... 11,263 Receipts from T. N. M. College ... 23,793 Receipts from M. G. H. Sion ... 48,620</p> <p>The main decreases were under—Interest realised on Hospital Fund (for venereal ward at K.E.M Hospital) ... 11,770 Grant-in-aid from Government in respect of Excise Duty for Spirituous articles ... 13,181</p> <p>Increase under receipts from K. E. M. Hospital was mainly under Rent of Buildings due to two blocks and one garage of Dr. Bhajekar Hospital which was taken over by the Corporation on 1-4-1956 having been rented, the rent proceeds at the rate of Rs 402.31 per month being credited to the revenue of the K. E. M. Hospital. Increase was also due to the income of fees in respect of side rooms of the Neuro Surgical Ward being permitted to be utilised by all patients on payment of charges as prescribed under S.C.R. No. 2387, dated the 16th January 1957. and C.R. No. 1689, dated the 11th February 1957. Increase under T. N. M. College was due to increased receipts on account of admission fees, post-graduate fees, minor receipts, practical physiology and microscope charges, increase in the number of post-graduate students and recovery of fees pertaining to previous years. Increase in the receipts from M. G. H. Sion was due to recovery of house rent from employees harbouring outsiders; increase in the recoveries from paying patients, sale of unserviceable materials, etc.</p>
7.—Street Cleansing and Conservancy etc.	...	3,78,315	<p>The main decreases were under Halalkhore Tax on Rate-able value ... 4,98,984 Sale of rights ... 65,423 Miscellaneous Fees ... 12,747 Counterbalanced by increases under Halalkhore Tax for special service ... 1,68,036 Miscellaneous Receipts ... 30,548</p> <p>The decreases under Halalkhore Tax on value was due to the same reasons as are applicable to the General Tax as mentioned above. Decrease under Sale of rights was due to reduction in offer for skinning right and termination of the rights of skinning contractors. Increase under Halalkhore Tax for special service was mainly due to revision of assessment (rise in rents). Increase under Miscellaneous receipts was due partly to electrification of some of the municipal chawls and recovery of conservancy charges from the Collector of Bombay pertaining to previous years and partly due to the adjustments of supervision charges on departmental and private works statements of the previous years.</p>
8.—Roads, S. W. Drains, etc.	...	2,81,199	<p>Main increase under wheel tax private—Rs. 2,78,391. ... under Public conveyance—Rs. 7,860. partly due to increase in the number of vehicles and animals taxed and partly due to arrears being recovered during 1956-7 counterbalanced by decrease of Rs. 19,731 under miscellaneous fees mainly due to the road opening fees having not been paid by the Bombay Telephones during the year under report.</p>
9.—Mechanical	...	62,105	<p>Increase is due to the additional gas connections provided and also due to the recovery of arrears of old gas bills and recovery of rents for chawls at D. P. W. Tulsi Pipe Road, etc.</p>
10.—Buildings, Land Acquisition and Management.	4,46,457	...	<p>Increase of Rs. 1,84,258 under sale proceeds of surplus land due to adjustment of deposits as indemnity monies, Rs. 14,852 under miscellaneous receipts due to penalties imposed under Factory Section and increase in the number of cases of demolition of unsafe buildings carried out for private parties on which 15 per cent Supervision charges were recovered, Rs. 2,45,868 under miscellaneous fees due to recovery of arrears of fees in respect of stall boards and weather-frame projections, etc.</p>
11.—Fire Brigade	...	37,390	<p>Decreases mainly under Fire Tax from public—Rs. 48,420. under Improvement Scheme Properties—Rs. 5,649. due to the same reasons as have been explained under General Tax counterbalanced by increases under Tax from Port Trust Rs. 1,755, from Mills Rs. 505 and Miscellaneous Receipts Rs. 14,416.</p>
12.—Licensing	4,55,878	...	<p>Increases mainly under Licences for dangerous and offensive trades Rs. 2,26,162 due to issue of large number of permits in pursuance of new policy of zoning of factories; Rs. 53,194 under removal of encroachment partly due to strict seizure action taken against the unauthorised hawkers and partly due to the schedule of redemption charges having been revised from Rs. 6 to Rs. 20 for a loaded hand cart as per C. R. No. 371, dated the 4th August 1955, Rs. 21,358 under receipts from administration of the Shops and Establishment due to large amount of fines realised and on account of increased number of prosecutions, Rs. 1,20,321 under D.—Miscellaneous—miscellaneous receipts and fees for advertisement and Rs. 34,843 under receipts from Theatre Tax due to reclassification of one cinema theatre from class II to Class I, overall increase in number of shows at the cinema theatres etc., and receipts of outstanding dues.</p>

Budget Head.	Amount of Increase.	Amount of Decrease.	Remarks.
14—Markets and Slaughter Houses	3,22,591	...	<p>Increases under stallage charges ... Rs. 78,124 ... under squatter fees ... 50,897 due to enhanced recoveries from those sources. Increases under fair ground and feeding fees ... 33,950 ... under Slaughter fees ... 95,213 due to collections effected on account of more animals brought on the fair ground and slaughtered more receipts under scale shed fees, blood fees, licence fees from brokers, etc., and other minor receipts.</p> <p style="text-align: right;">Rs.</p> <p>Increase under Miscellaneous Receipts ... 75,540 more receipts due to large number of packages deposited. ... under rent of buildings and land ... 9,72 ... under Cold storage fee ... 22,846 counterbalanced by decreases of Rs. 43,703 under licence fees from private market owners as the large amount was held in deposit pending final adjustment.</p>
15—Contribution from Capital Funds	1,48,367	...	Based on actual expenditure on Capital Works.
16—Extra Ordinary Receipts	2,00,037	...	Increase was mainly due to special municipal contribution paid to ex-municipal employees who subsequently opted for pension, being proposed to be credited to this head of account. This credit was not taken in the budget estimates of Income at the time of framing the budget estimates for the year. Hence the increase.
17—Rebate from Government on account of Collection of the U. I. P. Tax in the City.	34,021	...	The increase is due to the recovery of bills relating to the previous years including supplementary bills for the years 1948-49 to 1951-52.
18—Transfers from the B. E. S. T. Fund	5,520	...	Due to realisation of more receipts than anticipated under section 460LL (1D) of the B. M. C. Act.

Summary of Increases and Decreases in Income compared with the Budget Estimates.

(000 Omitted)

		Increase.	Decrease.
	Rs.	Rs.	Rs.
General Tax—			
From the Public	... -10.96		
From Improvement Scheme Properties	... -98		
	... -11.94		
From Mills	... +29		
	... -11.65		11.65
Town Duties	...	19.35	
Grant-in-aid in respect of fines for offences against the law	...	95	
Interest and Profits on investments of surplus and other balances	...	7.39	
Interest and profit on Plant and Machinery Depreciation Fund	...		21
Miscellaneous	...	4.70	
Municipal Journal	...		9
M. G. M. O. Swimming Pool	...	17	
Water Works	...	24.01	
Public Health	...		
Medical Relief and Education	...	70	
Street Cleansing and Conservancy	...		3.79
Roads, S. W. Drains, etc.	...	2.81	
Mechanical	...	62	
Buildings, Land Acquisition etc.	...	14.46	
Fire Birgade	...		37
Licensing and Reoval of Encroachments	...	4.56	
Gardens and Open Spaces	...	3	
Markets and Slaughter Houses	...	3.23	
Contribution from Capital Funds	...	1.48	
Extra Ordinary Receipts	...	2.00	
Rebate from Government	...	34	
Transfers from the B. E. S. T. Fund	...	6	
		76.87	16.22
Total			
		76.87	
Gross Increase			16.22
Gross Decrease			
Net Increase		6.065	

Statement 'B' showing the analysis of amounts to be renewed for expenditure in 1957-58 and amounts of savings out of the grants for 1956-57 after allowing for renewal under different Service Heads.

(000 Omitted)

Budget Head.	Establishment, Supervisory and Labour.	Stores and Materials.	New Works, Special Repairs, etc.	Debt Charges.	Specific Items.	Miscellaneous.	TOTAL		Grand Total.
							A	B	
	Rs.	Rs.	Rs.	Rs.	Rs.	Rs.	Rs.	Rs.	Rs.
I.—General Supervision, Collection of Revenue, etc.	A 87 B 2,12	2 1	82 82	4 83	*18,46 *1,62	†20,21 †5,40	
II.—Water Works	A 7 B 1,42	... 3	5,30 1,98	4,86 7,80	3,04 1,22	13,27 12,45	
III.—Contribution to Education Fund under Section 126(c) of the Bombay Municipal Corporation Act.	A B								
			(See under XV.—Contribution 'C')						
IV.—Museum & Libraries etc.	A ... B 8	28 27	5 6	33 4†	
V.—Public Health Department	A 86 B 2,63	19 43	22 32	8 1,65	3,58 5,60	4,93 10,63	
VI.—Medical Relief & Education	A 1,35 B 4,69	2,76 1,21	4,71 1,30	6 2,52	26,81 2,96	35,69 12,68	
VII.—Street Cleansing and Conservancy, etc.	A 3,34 B 3,58	1,49 66	7,42 17,86	34 5,25	7,92 3,87	20,51 31,22	
VIII.—Roads, S. W. Drains and Public Lighting	A 18 B 1,15	50 64	45,67 3,71	48 1,57	5,61 1,42	52,44 8,49	
IX.—Mechanical	A 24 B 54	15 2	20 1	... 6	14 7	73 70	
X.—Buildings, Land Acquisition and Management.	A 23 B 72	30,31 7	9 45	27 Cr. 4	30,90 1,20	
XI.—Fire Brigade	A ... B 38	3 40	77 27	... 61	65 28	1,45 1,94	
XII.—Licensing, Removal of Encroachment, etc.	A 8 B 25	5 2	6 6	19 33	
XIII.—Gardens and Open Spaces.	A 1 B 21	92 41	1 23	81 22	1,75 1,07	
XIV.—Markets and Slaughter Houses.	A 17 B 62	67 15	1,27 77	1 35	1,65 42	3,77 2,31	
XV.—Contributions to—									
(a) Budget 'B'	A ... B 1,01 1,01	
(b) Budget 'D'	A ... B	
(c) Budget 'E'	A ... B 2,51 2,51	
XVI.—Miscellaneous—									
A.—Provident Fund, etc. including P. F. etc., under II, VIII, XI, XIV.	A ... B	3,42 2,77	3,42 2,77	
B.—U. I. P. Tax, etc.	A ... B	2 3	2 3	
C.—Dearness Allowance including D. A. under II, VIII, XI & XIV.	A ... B	51 1,02	51 1,02	
D.—Grants-in-aid to Public Institutions.	A ... B	4,35 8	4,35 8	
E.—Rent of Buildings	A ... B	62 47	62 47	
Total A	7,40	5,81	97,94	5,97	8,92	69,05	1,95,09	...	
Total B	18,39	3,55	27,81	21,32	7,89	17,76	...	96,72	
Grand Total	25,79	9,36	1,25,75	27,29	16,81	86,81	2,91,81

* Proportion chargeable to Improvement Schemes Account has been deducted from this.

A—Renewals.
B—Savings.

† Inclusive of proportion chargeable to II.—Water Works, XI.—Fire Brigade and XIV.—Markets and Slaughter Houses.

APPENDICES

MUNICIPAL ACCOUNT.

- No. 1.—General Financial Statistics.
 No. 2.—Statement of Surplus Revenue Fund for 1956-57.
 No. 3.—Statement showing the Income realised during 1956-57 as compared with estimates for the year as also with the actuals for the preceding year.
 No. 4.—Statement showing the expenditure during 1956-57 as compared with the Final sanctioned grants.
 No. 4A.—Statement showing details of Expenditure incurred on New Works during the year ending 31st March 1957.
 No. 5.—Balance Sheet (Revenue) as at 31st March 1957.
 No. 6.—Statement of Special Funds for 1956-57.
 No. 7.—Balance Sheet (Capital Funds) as at 31st March 1957.
 No. 8.—Block Account, showing details of Capital Expenditure upto 31st March 1957.
 No. 9.—Statement showing (1) the total amount of Municipal loans raised, (2) the expenditure incurred there against and (3) the invested balance of the loans on 31st March 1957.
 No. 10.—Statement showing the actual investment on account of the Sinking Fund of different Municipal Loans upto 31st March 1957 compared with the amounts which should have accumulated upto that date on the basis of the fixed instalments and the sums set aside as Sinking Fund as at 31st March 1957.
 No. 11.—Statement showing outstanding loans due by the Municipality, the interest outstanding on 1st April 1956 on the different loans, the amount payable for the year 1956-57, the amount paid by the Imperial Bank of India and in office during that year and the balances outstanding on 31st March 1957.
 No. 12.—Water Works, Income and Expenditure Account, including statement of income realizations for 1956-57 and preceeding 5 years from Water supply through meters.
 No. 12A.—Supplimentary to No. 12 Statement showing the quantity of water by meter supplied during 1946-47 to 1956-57.
 No. 12A.—Water Works Assets and Liabilities.
 No. 13.—Markets and Slaughter Houses, Income and Expenditure Account for 1956-57.
 No. 14.—Municipal Printing Press, Income and Expenditure for the year 1956-57.
 No. 14A.—Statement of Advance of Accounts for 1956-57.
 No. 14B.—Statement of Advance Accounts out of Special Funds for 1956-57.
 No. 14C.—Statement of Deposit Accounts for 1956-57.
 No. 14D.—Statement of Reserve Stores Stock Accounts for 1956-57.
 No. 14E.—Statement of interest accrued but not paid in respect of the Municipal loans outstanding on 31st March 1957.
 No. 15.—Statement of amounts of receipts and expenditure respectively, credited and debited to the Municipal Fund during the year 1956-57 and the balance at the credit of the fund at the close of the year 1956-57 (i.e., 31st March 1957).
 No. 16.—Comparison of Face, Purchase and Market values at 31st March 1957 of the different securities held in the Special Funds.
 No. 16A.—Comparison of Face, Purchase and Market values at 31st March 1957 of the different securities held in the Sinking Funds.
 No. 16B.—Statement showing the amount of and the object for which the donations held under Public Monuments Maintenance Fund were received from different parties upto 31st March 1957.
 No. 16C.—Statement showing the amount of and the object for which the endowments held under Endowments Fund were received from different parties upto 31st March 1957.
 No. 17.—Statement of Town Duties collected and refunds allowed in 1956-57.
 No. 18.—Statement of the Income of the Bombay Municipality from 1932-33 to the close of the financial year 1956-57.
 No. 19.—Statement of the Expenditure of the Bombay Municipality from 1932-33 to the close of the financial year 1956-57.
 No. 20.—Contracted statement of Income and Expenditure from the year 1932-33 to the financial year 1956-57.

IMPROVEMENT SCHEMES ACCOUNT.

- No. 21.—General Financial Statistics.
 No. 22.—General Account for the year 1956-57.
 No. 22A.—Slum Clearance Account City (General Account).
 No. 22B.—Slum Clearance Account Suburban (General Account).
 No. 23.—General Account for 1956-57—Details of Income.
 No. 24.—General Account for 1956-57—Details of Expenditure.
 No. 25.—Balance sheet (Capital Account) as at 31st March 1957.
 No. 25A.—Balance sheet Slum Clearance City.
 No. 25B.—Balance sheet Slum Clearance Suburbs.
 No. 26.—Block Account showing Capital Expenditure upto 31st March 1957.
 No. 26A.—Block Account showing Capital Expenditure upto 31st March 1957—for Slum Clearance City.
 No. 27.—Statement showing scheduled lands as specified in the Schedules W to Z annexed to Act XIII of 1933.
 No. 28.—Statement showing the actual investments on account of the Sinking Fund of different Improvement Trust Loans upto 31st March 1957 compared with the amounts which should have accumulated upto that date on the basis of the fixed instalments and the sums set aside as Sinking Fund, as at 31st March 1957.
 No. 29.—Statement showing outstanding loans of the Bombay Improvement Trust due by the Municipality, the interest outstanding on 1st April 1956 on the different loans, the amount payable for the year 1956-57, the amount paid during the year and the balances outstanding on 31st March 1957.
 No. 29A.—Statement showing outstanding loan of the Slum Clearance Scheme (City) Budget 'B' etc.
 No. 30.—Comparison of Face, Purchase and Market values at 31st March 1957 of the different securities held in the Sinking Fund.

EDUCATION FUND.

- No. 31.—Revenue Account for the year ended 31st March 1957.
 No. 32.—Statements showing Net Receipts during the year 1955-56 from all sources as contrasted with the original and Revised Budget Estimates.
 No. 33.—Statement showing actuals as compared with the final sanctioned grants for 1956-57.
 No. 33A.—Statement showing details of Expenditure incurred on New Works during the year ending 31st March 1957.
 No. 34.—Revenue Account Balance Sheet as at 31st March 1957.
 No. 35.—Capital Fund Balance Sheet as at 31st March 1957.
 No. 36.—Block Account showing details of Capital Expenditure upto 31st March 1957.
 No. 37.—Statement showing outstanding loan due by the Municipality, the interest outstanding on 1st April 1957 on different loans, the amount payable for the year 1956-57, the amount paid by the Imperial Bank of India and in office during that year and the balances outstanding on 31st March 1957.
 No. 38.—Statement showing the actual investment on account of the sinking Fund of different Education Loans upto 31st March 1957 compared with the amounts which should have accumulated upto that date on the basis of the fixed instalments and the sums set aside as Sinking Fund as at 31st March 1957.
 No. 39.—Statement of Advances for 1956-57.
 No. 39A.—Statement of Deposit Accounts for 1956-57.
 No. 39B.—Statement of interest accrued but not paid in respect of the Municipal loans outstanding on 31st March 1957.
 No. 40.—Statement showing the amounts of receipts and Expenditure respectively credited and debited on the Education Fund during the year 1956-57 and the balance at the credit of the fund at the close of the year 1956-57. (i.e., 31st March 1957.)
 No. 41.—Comparison of Face, Purchase and Market value at 31st March 1957 of the different securities held in the Sinking Funds.
 No. 41A.—Statement showing the amount of and object for which the endowments held under the Endowment Fund were received from different parties upto 31st March 1957.

APPENDIX No. 1

General Financial Statistics

	1952-53.	1953-54.	1954-55.	1955-56	1956-57.
<i>General.</i>					
1. Area of the City (acres)	16,761	16,761	16,761	16,761	16,761
2. Population ...	* 23,25,945	*23,25,945	**23,29,020	** 23,29,020	** 23,29,020
<i>Rates and Assessments.</i>					
3. Rateable value Rs.	21,99,08,994	23,43,85,349	24,98,47,735	25,20,61,126	25,74,42,662
4. Rateable value per head of population.	*Rs. 94-8-8	Rs. 100-12-3	Rs. 107-4-5	*Rs. 108-3-7	*Rs. 110-8-7
5. Properties registered in the Assessment Book	54,079	54,157	54,527	54,527	54,733
<i>Income.</i>					
	Rs.	Rs.	Rs.	Rs.	Rs.
	at 17 per cent.	at 17 per cent.	at 17 per cent.	at 17 per cent.	at 17 per cent.
6. General Tax ...	3,22,51,699	3,45,17,803	3,47,17,755	3,81,49,844	3,87,62,716
7. Income from other sources ...	5,23,30,076	5,32,97,062	5,71,81,350	6,20,79,108	6,60,44,297
Total Income Rs.	8,45,81,775	8,78,14,865	9,18,99,105	10,02,28,952	10,48,07,013
8. Incidence of Taxation per head ...	Rs. 30-4-1	Rs. 31-8-10	Rs. 32-2-11	Rs. 35-13-0	Rs. 37-3-5
<i>Loans.</i>					
	Rs.	Rs.	Rs.	Rs.	Rs.
9. Debt outstanding ...	20,08,83,204	24,13,79,455	26,29,41,628	30,32,72,914	33,41,31,582
10. Redemption and Sinking Funds in hand or invested ...	4,52,15,739	5,36,42,907	4,21,87,993	4,92,92,485	6,13,32,632
11. Net Loan Debt ...	15,56,67,465	18,77,36,548	22,07,53,635	25,39,80,429	27,27,98,950
12. Net Debt per head of population ...	Rs. 66-14-9	Rs. 80-11-5	Rs. 94-12-7	Rs. 109-0-10	Rs. 117-2-1
<i>Expenditure.</i>					
	Rs.	Rs.	Rs.	Rs.	Rs.
13. Water Works—Maintenance ...	41,06,288	46,48,984	39,98,399	43,44,372	44,10,525
Debt Charges ...	92,42,142	1,12,96,529	1,31,24,193	1,41,64,868	1,73,96,333
14. Primary Education ...	89,59,064	92,48,465	99,05,135	99,72,443	1,09,37,927
15. Medical Relief ...	78,65,585	74,98,754	80,30,489	79,11,101	91,53,055
16. Other City services ...	4,22,07,879	4,36,53,457	4,48,62,181	4,79,75,454	4,83,39,406
17. Works out of P.W.R. Fund ...	2,97,972	2,520
18. Debt Charges—excluding Water Works...	96,06,731	96,58,134	83,48,165	87,49,646	89,69,901
Total Expenditure Rs. ...	8,22,85,661	8,60,06,843	8,82,68,562	9,31,17,884	9,92,07,147

* As per Census 1951.

** As per Census Authorities subsequently revised figure.

G. V. DAMLE,
Ag. Chief Accountant,V. L. GIDWANI,
Municipal Commissioner.

APPENDIX No. 2

Revenue Account for the year ended 31st March 1957.

Particulars		Total	Particulars		Total
		Rs. a. p.			Rs. a. p.
To Revenue Expenditure as per Appendix No. 4	...	9,92,07,147-6-11	By Revenue Receipts as per Appendix No. 3	...	10,48,07,013-6-5
„ Balance being Surplus for the year	...	55,99,865-15-6			
		10,48,07,013-6-5			10,48,07,013-6-5
To Contribution towards Improvement Schemes during 1957-58	Rs. a. p. 45,93,911-0-0		By Surplus Revenue Fund as at 1st April 1956	Rs. a. p. ...	2,09,35,094-15-10
„ Revenue Expenditure to be incurred in 1957-58 and provided for as renewed grants	1,95,09,068-0-0		„ Surplus for the year	...	55,99,865-15-6
		2,41,02,979-0-0	„ Revenue of previous year renewed for payment of contribution towards Improvement Schemes during 1956-57	44,75,632 0 0	
„ Balance being Surplus Revenue Fund as at 31st March 1957 as per Appendix No. 5	...	2,07,47,096-15-4	„ Revenue of previous years reserved for the year 1956-57	1,38,39,483 0 0	1,83,15,115-0-0
		4,48,50,075-15-4			4,48,50,075-15-4

65

G. V. DAMLE,
Ag. Chief Accountant.

V. L. GIDWANI,
Municipal Commissioner.

Appendix No. 3 INCOME

Statement showing the Net Receipts during the Financial Year 1956-57 from all sources as contrasted with the Original and Revised Budget Estimates

Particulars.	Budget Estimate for 1956-57:	Revised Estimate for 1956-57.	Actuals for 1956-57.	Actuals for 1955-56.	Compared with Budget Estimate.	Compared with Revised Estimate.
	2	3	4	5	+ Increase - Decrease.	+ Increase - Decrease.
1.—General Tax, Indirect Taxation and Miscellaneous Revenue.						
A.—General Tax at 17 per cent.—	Rs.	Rs.	Rs.	Rs.	Rs.	Rs.
(1) From the Public	3,41,59,845	3,44,09,500	3,30,64,337	3,21,31,705	- 10,95,508	- 13,45,163
(2) From Government	7,29,630	7,29,630	7,29,628	7,86,614	- 2	- 2
(3) From Port Trust	13,62,635	13,62,635	13,60,882	13,60,882	- 1,753	- 1,753
(4) From Improvement Schemes Properties	6,32,110	5,05,275	5,34,445	5,67,422	- 97,665	+ 29,170
(5) From Mills	24,43,785	24,48,695	24,73,224	27,03,021	+ 29,439	+ 24,529
(6) From Central Railway	3,42,720	3,42,720	3,42,722	3,42,722	+ 2	+ 2
(7) From Western Railway	2,57,475	2,57,475	2,57,478	2,57,478	+ 3	+ 3
	3,99,28,200	4,00,55,930	3,87,62,716	3,81,49,844	- 11,65,484	- 12,93,214
B.—Town Duties—						
(1) Through Port Trust	30,00,000	33,15,840	39,96,985	38,42,297	+ 9,96,985	+ 6,81,145
(2) Through Central Railway	40,00,000	40,96,040	41,61,029	43,55,170	+ 1,61,029	+ 64,989
(3) Through Western Railway	15,00,000	15,60,400	21,65,117	17,90,069	+ 6,65,117	+ 6,04,717
(4) Through T. D. Deptt.	7,00,000	9,77,720	11,89,985	11,19,748	+ 4,81,985	+ 2,12,265
(5) The collector central excise Bombay	...	1,800	6,048	...	+ 6,048	+ 4,248
	92,00,000	99,51,800	a) 1,15,19,164	a) 1,11,07,284	+ 23,19,164	+ 15,67,364
Deduct—Refunds and Commission charges	20,00,000	21,00,000	b) 23,84,222	b) 22,95,909	+ 3,84,222	+ 2,84,222
	72,00,000	78,51,800	91,34,942	88,11,375	+ 19,34,942	+ 12,83,142
C.—Other Receipts—						
(a) Grant-in-aid of the fees for Land, Conveyance, Music etc, Licences	10,000	9,000	10,214	13,925	+ 214	+ 1,214
(b) Grant-in-aid in respect of fines for offences against the Law...	2,00,000	3,24,753	2,94,866	54,224	+ 94,866	- 29,887
(c) Interest and Profit on Investments of Surplus Loan and other Balances	12,50,000	15,98,246	19,88,981	16,14,671	+ 7,38,981	+ 3,90,735
(d) Interest and Profit on Plant and Machinery Depreciation Fund	1,70,000	1,24,334	1,48,620	1,48,021	- 21,380	+ 24,286
(a) Miscellaneous						
(1) Contribution from Municipal servants towards Pensions etc., Fund	17,000	17,000	13,168	14,847	- 3,832	- 3,832
(2) Miscellaneous receipts	3,00,000	3,00,000	7,60,872	4,83,598	+ 4,60,872	+ 4,60,872
(3) Miscellaneous fees	40,000	1,00,000	46,142	39,634	+ 6,142	- 53,858
(4) Rent of buildings and lands	96,870	84,350	1,03,899	1,14,680	+ 7,029	+ 19,549
	4,53,870	5,01,350	9,24,081	6,52,759	+ 4,70,211	+ 4,22,731
(f) Receipts on account of Municipal Journal						
(1) Advertisement	30,000	27,000	23,048	28,711	- 6,952	- 3,952
(2) Sale of Municipal Journal.	4,000	2,000	1,691	2,255	- 2,309	- 309
	34,000	29,000	24,739	30,966	- 9,261	- 4,261
(g) Receipts from Mahatma Gandhi Memorial Olympic Swimming Pool.	60,000	75,000	77,300	58,152	+ 17,300	+ 2,300
	21,77,870	25,61,683	34,68,801	25,72,718	+ 12,90,931	+ 8,07,118
	4,93,06,070	5,05,69,413	5,13,66,459	4,95,31,937	+ 20,60,389	+ 7,97,046
2.—Water Works.—Water Tax and other Miscellaneous Water Works Revenue—						
A.—Water tax—						
(1) On Ratable Value at 3½ percent	64,10,000	57,92,830	53,50,744	58,01,686	- 10,59,256	- 4,42,136
(2) By Measurement per 1,000 gallons	1,37,00,000	1,43,72,562	1,63,47,064	1,46,50,975	+ 26,47,064	+ 19,74,502
(3) Compounded Tax	11,53,500	14,08,860	18,67,643	15,26,456	+ 7,09,143	+ 4,58,783
	2,12,68,500	2,15,74,302	2,35,65,451	2,19,79,117	+ 22,96,951	+ 19,91,149
B.—Other Receipts—						
(1) Rent of Water Meters	1,47,000	2,13,368	1,87,988	1,75,818	+ 40,988	- 25,380
(2) Rent of Buildings and Lands	25,400	30,140	34,623	34,533	+ 9,223	+ 4,483
(3) Miscellaneous Receipts	1,50,000	1,50,000	1,60,791	2,16,933	+ 10,791	+ 10,791
(4) Fees for Water connections	1,20,000	1,30,000	1,63,208	1,64,435	+ 43,208	+ 33,208
	4,42,400	5,23,508	5,46,610	5,91,719	+ 1,04,210	+ 23,102
	2,17,10,900	2,20,97,810	2,41,12,061	2,25,70,836	+ 24,01,161	+ 20,14,251
3.—Education (Primary)†						
4.—Museums and Libraries						
A.—Miscellaneous—						
(1) Miscellaneous receipts	1,000	1,000	1,502	1,320	+ 502	+ 502
5.—Public Health Department.						
A.—Interest realised on Donations	75	75	75	75
B.—Miscellaneous—						
(1) Miscellaneous receipts	10,000	10,000	20,498	28,156	+ 10,498	+ 10,498
(2) Miscellaneous fees	1,90,000	1,90,000	1,72,005	1,95,493	- 17,995	- 17,995
(3) Rent of Buildings and Lands	1,00,000	1,00,000	97,437	98,397	- 2,563	- 2,563
(4) Sale of rights	1,800	1,800	1,645	1,815	- 155	- 155
(5) Receipts from the Mahatma Gandhi Memorial Olympic Swimming Pool
	3,01,800	3,01,800	2,91,585	3,23,861	- 10,215	- 10,215
C.—Grant-in-aid from Government for the duty free supply of Spirituous Medical Preparations for the use of Hospitals and Dispensaries	2,500	3,240	2,792	2,450	+ 292	- 448
D.—Tax on Dogs	42,000	42,160	41,353	41,377	- 647	- 807
	3,46,375	3,47,275	3,35,805	3,67,763	- 10,570	- 11,470
Carried forward Rs.	7,13,64,345	30,15,498	7,58,15,827	7,24,73,856	+ 44,51,482	+ 28,00,329

(a) These are net receipts after deducting Commission charges amounting to Rs. 3,01,094.
 (b) This is exclusive of Commission charges amounting to Rs. 3,01,094.
 † Receipts transferred to Budget 'E'.

V2311 417
59623 37.1

Appendix No. 3—(Contd.)

INCOME

Statement showing the Net Receipts during the Financial year 1956-57 from all sources as contrasted with the Original and Revised Budget Estimates

Particulars.	Budget Estimate for 1956-57.	Revised Estimate for 1956-57.	Actuals for 1956-57.	Actuals for 1955-56.	Compared with Budget Estimate.	Compared with Revised Estimate.
	2	3	4	5	+ Increase - Decrease 6	+ Increase - Decrease 7
	Rs.	Rs.	Rs.	Rs.	Rs.	Rs.
Brought over Rs. ...	7,13,64,345	7,30,15,498	7,58,15,827	7,24,73,856	+ 44,51,482	+ 28,00,329
6.—Medical Relief and Education.	4,200	4,047	3,957	4,118	- 243	- 90
A.—Interest realised on donations from the Public
B.—Miscellaneous—
(1) Miscellaneous receipts	12,500	12,500	14,311	16,561	+ 1,811	+ 1,811
(2) Miscellaneous fees	9,000	15,000	20,180	12,636	+ 11,180	+ 5,180
(3) Rent of Buildings and Lands	3,500	2,500	1,832	1,923	- 1,668	- 668
	25,000	30,000	36,323	31,120	+ 11,323	+ 6,323
C.—Receipts from Gordhandas Sundardas Medical College	1,80,300	1,76,865	1,84,413	1,87,681	+ 4,113	+ 7,548
D.—Receipts from King Edward Memorial Hospital	38,200	39,120	49,463	54,525	+ 11,263	+ 10,343
E.—Interest realised on Hospital Fund (for Veneral Ward at King Edward Memorial Hospital)	70,000	55,627	58,230	54,622	- 11,770	+ 2,603
F.—Interest on K. E. M. Hospital and G. S. Medical College Equipment Fund	8,500	6,754	6,787	7,489	- 1,713	+ 33
FF.—Interest realised on the Donation from the Establishment of Blood Bank at K. E. M. Hospital	1,158	1,158	1,157	1,157	- 1	- 1
G.—Grant-in-aid from Government in respect of Excise Duty etc., for spirituous articles	20,000	14,000	6,819	13,572	- 13,181	- 7,181
H.—Receipts from—
(a) The Topiwalla National Medical College	1,04,400	1,30,885	1,28,193	1,13,997	+ 23,793	- 2,692
(b) Nair Hospital Dental College	73,050	68,490	72,629	76,882	+ 421	+ 4,139
(c) Bai Yamunabai L. Nair Hospital	7,000	8,105	8,671	11,211	+ 1,671	+ 566
(d) Grant-in-aid from Government for the T.N.M. College	25,200	21,798	21,799	1,13,760	- 3,401	+ 1
	2,09,650	2,29,278	2,31,292	3,15,850	+ 21,642	+ 2,014
I.—Receipts from M. G. H. Sion	83,500	1,15,725	1,32,120	1,06,648	+ 48,620	+ 16,395
	6,40,508	6,72,574	7,10,561	7,76,782	+ 70,053	+ 37,987
7.—Street Cleansing and Conservancy, Road Watering and Halalkhore service.						
A.—Halalkhore Tax—at 3 per cent.
(1) On Ratable Value	72,10,000	72,82,323	67,11,016	66,32,689	- 4,98,984	- 5,71,307
(2) For Special Service	3,67,000	4,41,265	5,35,036	3,86,900	+ 1,68,036	+ 93,771
	75,77,000	77,23,588	72,46,052	70,19,589	- 3,30,948	- 4,77,536
B.—Other Receipt
(1) Sale of Rights	75,000	60,000	9,577	60,123	- 65,423	- 50,423
(2) Miscellaneous receipts	90,000	90,000	1,20,548	1,49,405	+ 30,548	+ 30,548
(3) Miscellaneous fees	80,000	60,000	67,253	61,721	- 12,747	+ 7,253
(4) Rent of Buildings and Lands	40,000	40,000	40,255	63,368	+ 255	+ 255
	2,85,000	2,50,000	2,37,633	3,34,617	- 47,367	- 12,367
	78,62,000	79,73,588	74,83,685	73,54,206	- 3,78,315	- 4,89,903
8.—Roads, S. W. Drains and Public Lighting.						
A.—Wheel Tax
(1) Private conveyances	40,00,000	39,83,484	42,78,391	39,91,017	+ 2,78,391	+ 2,94,907
(2) Public conveyances	1,57,000	1,63,000	1,64,860	1,61,737	+ 7,860	+ 1,860
	41,57,000	41,46,484	44,43,251	41,52,754	+ 2,86,251	+ 2,96,767
B.—Contribution from Government in lieu of Tolls	25,000	25,000	26,094	25,000	+ 1,094	+ 1,094
C.—Other Receipts.
(a)—Ground Rent—
(1) From Private Parties	36,000	33,600	44,767	33,731	+ 8,767	+ 11,167
(b)—Miscellaneous—
(1) Miscellaneous receipts	3,00,000	3,00,000	2,99,725	3,27,677	- 275	- 275
(2) Miscellaneous fees	85,000	75,000	65,269	72,954	- 19,731	- 9,731
(3) Rent of Buildings and Lands	1,20,000	1,20,000	1,26,411	1,35,368	+ 6,411	+ 6,411
	5,05,000	4,95,000	4,91,405	5,35,999	- 13,595	- 3,595
(c)—Interest realised on donations	1,922	1,264	604	1,919	- 1,318	- 660
	47,24,922	47,01,348	50,06,121	47,49,403	+ 2,81,199	+ 3,04,773
9.—Mechanical.						
A.—Miscellaneous—
(1) Miscellaneous receipts	2,28,800	2,30,000	2,90,905	2,71,082	+ 62,105	+ 60,905
10.—Buildings, Land Acquisition and Management.						
A.—Sale proceeds of Surplus Land	2,00,000	1,70,000	3,84,258	3,73,195	+ 1,84,258	+ 2,14,258
B.—Other Receipts—
(a)—Rent of Buildings	98,630	94,635	1,02,653	1,28,847	+ 4,023	+ 8,018
(b)—Ground Rent	2,95,980	2,91,775	2,93,436	2,80,885	- 2,544	+ 1,661
(c)—Miscellaneous—
(1) Miscellaneous Receipts	15,000	15,000	29,852	20,704	+ 14,852	+ 14,852
(2) Miscellaneous Fees	5,50,000	6,50,000	7,95,868	7,39,152	+ 2,45,868	+ 1,45,868
	5,65,000	6,65,000	8,25,720	7,59,856	+ 2,60,720	+ 1,60,720
	11,59,610	12,21,410	16,06,067	15,42,783	+ 4,46,457	+ 3,84,657
Carried forward Rs. ...	8,59,80,185	8,78,14,418	9,09,13,166	8,71,68,112	+ 49,32,981	+ 30,98,748

Appendix No. 3—(Concl.)

INCOME

Statement showing the Net Receipts during the financial year 1956-57 from all sources as contrasted with the Original and Revised Budget Estimates

Particulars.	Budget Estimate for 1956-57.	Revised Estimate for 1956-57.	Actuals for 1956-57.	Actuals for 1955-56.	Compared with Budget Estimate		Compared with revised Estimates	
					+ Increase - Decrease	+ Increase - Decrease		
	Rs.	Rs.	Rs.	Rs.	Rs.	Rs.	Rs.	
Brought over Rs. ...	8,59,80,185	8,78,14,418	9,09,13,166	8,71,68,112	+49,32,981	+30,98,748		
11.—Fire Brigade.								
A.—Fire Tax at $\frac{1}{2}$ per cent.—								
(1) From the Public ...	15,07,155	15,18,169	14,58,735	14,22,188	- 4,8420	- 59,434		
(2) From Government ...	32,190	32,190	32,192	34,706	+ 2	+ 2		
(3) From Port Trust ...	60,120	60,120	61,875	61,875	+ 1,755	+ 1,755		
(4) From Improvement Schemes Properties ...	27,890	22,293	22,241	22,981	- 5,649	- 52		
(5) From Mills ...	1,08,615	1,08,038	1,09,120	1,19,257	+ 505	+ 1,082		
(6) From Central Railway ...	15,120	15,120	15,121	15,121	+ 1	+ 1		
(7) From Western Railway ...	11,360	11,360	11,360	11,360	-	-		
	17,62,450	17,67,290	17,10,644	16,87,488	- 51,806	- 56,646		
B.—Other Receipts								
(1) Miscellaneous receipts ...	25,000	34,945	39,416	34,080	+ 14,416	+ 4,471		
	17,87,450	18,02,235	17,50,060	17,21,568	- 37,390	- 52,175		
12.—Licensing, Removal of Encroachments on Public Streets, administration of Shops & Est. Act 1948 and Theatre Tax								
A.—Licence for Dangerous and Offensive Trades ...	10,00,000	10,88,000	12,26,162	10,29,880	+ 2,26,162	+ 1,38,162		
B.—Removal of encroachment on Public Streets—								
(a) Licences for Squatters and Hawkers and fees for Removal of Encroachments ...	5,60,000	5,70,000	6,13,194	5,85,077	+ 53,194	+ 43,194		
C.—Receipts from the administration of Shops and Establishment Act—								
(a) Grant-in-aid from Government for the Administration of Shops and Establishment Act of 1948 ...	1,30,000	1,50,820	1,49,198	1,17,253	+ 19,198	- 1,622		
(b) Registration etc., fees ...	12,000	12,000	13,359	15,117	+ 1,359	+ 1,359		
(c) Miscellaneous Receipts. ...	1,500	1,900	2,301	2,080	+ 801	+ 401		
	1,43,500	1,64,720	1,64,858	1,34,450	+ 21,358	+ 138		
D.—Miscellaneous—								
(1) Miscellaneous receipts ...	2,000	3,000	4,294	17,509	+ 2,294	+ 1,294		
(2) Fees for Advertisements ...	3,00,000	3,00,000	4,18,027	4,70,800	+ 1,18,027	+ 1,18,027		
	3,02,000	3,03,000	4,22,321	4,88,309	+ 1,20,321	+ 1,19,321		
E.—Receipts from the Theatre Tax ...	5,40,000	5,50,000	5,74,843	5,63,197	+ 34,843	+ 24,843		
	25,45,500	26,75,720	30,01,378	28,00,913	+ 4,55,878	+ 3,25,658		
13.—Gardens and Open Spaces.								
A.—Miscellaneous—								
(1) Miscellaneous receipts ...	7,400	7,000	10,146	7,645	+ 2,746	+ 3,146		
(2) Rent of Buildings and Lands ...	1,17,000	1,17,000	1,17,537	1,19,732	+ 537	+ 537		
	1,24,400	1,24,000	1,27,683	1,27,377	+ 3,283	+ 3,683		
14.—Markets and Slaughter Houses.								
A.—Miscellaneous—								
(1) Stallage charges ...	10,75,000	11,14,000	11,53,124	11,21,744	+ 78,124	+ 39,124		
(2) Squatters, fees ...	8,50,000	8,75,000	9,00,897	8,76,553	+ 50,897	+ 25,897		
(3) Fair ground and feeding fees ...	3,50,000	3,68,000	3,83,950	4,09,821	+ 33,950	+ 15,950		
(4) Slaughter fees ...	5,75,000	6,28,000	6,70,213	6,53,720	+ 95,213	+ 42,213		
(5) Miscellaneous receipts ...	5,80,000	7,20,000	6,55,540	7,13,764	+ 75,540	+ 64,460		
(6) Rent of Buildings and Lands ...	30,000	80,900	39,724	53,865	+ 9,724	+ 41,176		
(7) Cold Storage fees ...	52,000	65,000	74,846	53,631	+ 22,846	+ 9,846		
(8) License fees from Private Markets Owners ...	95,000	60,000	51,297	75,645	- 43,703	- 8,703		
	36,07,000	39,10,900	39,29,591	39,58,743	+ 3,22,591	+ 18,691		
15.—Contribution from Capital Funds to Revenue on account of Loan Works Staff...	2,50,000	4,00,000	3,98,367	3,31,217	+ 1,48,367	- 1,633		
16.—Extraordinary Receipts.								
(a) Interest on Net Premia Fund and Excess Interest on Sinking Fund ...	2,25,000	1,49,547	1,81,395	1,81,629	- 43,605	+ 31,848		
(b) Recoveries of Special Municipal Contribution paid to ex-Municipal employes who subsequently opted for pension. ...	2,25,000	3,94,547	2,43,642	1,81,629	+ 2,43,642	- 1,358		
	2,25,000	3,94,547	4,25,037	1,81,629	2,00,037	+ 30,490		
17.—Rebate from Government on account of Collection of the Urban Immovable Property Tax in the City ...	2,07,600	2,07,952	2,41,621	1,84,723	+ 34,021	+ 33,669		
18.—Transfers from the B. E. S. & T. Fund.								
(a) Under section 460 K.K. (2) (b) of the Municipal Act ...	40,00,000	40,00,000	40,00,000	37,00,000				
(b) Under section 460 L.L. (1) (d) of the Municipal Act ...	14,590	6,115	20,110	54,670	+ 5,520	+ 13,995		
	40,14,590	40,06,115	40,20,110	37,54,670	+ 5,520	+ 13,995		
Total Income ...	9,87,41,725	10,13,35,887	10,48,07,013	10,02,28,952	+ 60,65,288	+ 34,71,126		

G. V. DAMLE,
Ag. Chief Accountant.

V. L. GIDWANI,
Municipal Commissioner.

Appendix No. 4
EXPENDITURE

Statement showing the Actuals as compared with the Final Grants for 1956-57.

Particulars.	Final grants sanctioned for expenditure during 1956-57.	Actuals for 1956-57.	FINAL GRANTS COMPARED WITH THE ACTUALS		Actuals for 1955-56.
			Amount required to be renewed in 1957-58	Savings.	
	2	3	4	5	6
I.—General Supervision, Collection of Revenue, etc.	Rs.	Rs.	Rs.	Rs.	Rs.
A.—General Superintendence					
(a) Corporation and Standing Committee	4,13,451	3,15,585	64,392	83,474	3,73,818
(b) Chief Auditor's Establishment	1,53,086	1,38,855	235	13,996	1,37,854
(c) Municipal Commissioner's Personal and General Office	3,89,266	3,44,143	36,321	8,802	3,34,612
(d) Audit and Accounts Estt.	6,96,323	6,60,024	11,382	24,917	6,39,367
(e) Labour Officer's Establishment	24,261	21,829	524	1,908	21,781
(f) Ward Officer's Establishment	35,161	...	8	35,153	25,811
(g) Municipal Journal	64,260	50,583	2,656	11,021	46,258
(h) Mahatma Gandhi Memorial Olympic Swimming Pool	99,772	65,754	21,272	12,746	32,172
(i) Public Relations Office	1,48,768	1,11,791	8,229	28,748	7,228
	20,24,348	17,08,564	1,45,019	1,70,765	16,18,901
B.—Collection of Revenue—					
(a) Property and Wheel Tax Establishment	11,19,876	10,37,198	42,606	40,072	11,21,042
(b) Town Duty Establishment	3,19,608	2,48,814	3,169	67,625	2,49,809
	14,39,484	12,86,012	45,775	1,07,697	13,70,851
C.—Upkeep of Municipal Head Office	1,24,429	76,754	13,377	34,298	82,113
D.—General Stores	2,06,116	1,77,305	8,324	20,487	1,74,068
E.—Miscellaneous Charges	15,32,264	3,83,744	10,58,597	89,923	3,43,877
F.—Election Expenses	12,84,392	4,83,726	7,87,652	13,014	6,64,753
G.—New Works	52,924	11,526	20,231	21,167	13,694
H.—Debt Charges	3,25,189	2,37,534	4,266	83,389	1,72,158
	69,89,146	43,65,165	20,83,241	5,40,740	44,40,415
Deduct—Proportion of General Superintendence chargeable to Water Works, Fire Brigade, Markets and Improvement Schemes Account and Education Fund Account	11,07,691	10,45,498	62,078	115	10,88,639
	58,81,455	33,19,667	20,21,163	5,40,625	33,51,776
II.—Water Works.					
A.—Maintenance	36,30,933	24,76,199	7,70,241	3,84,493	24,36,572
B.—Income Tax on income derived by the Municipality for supply of water to areas outside Municipal Jurisdiction	90,394	25,890	...	64,504	24,608
C.—Provident Fund and Pensions etc., charges	2,89,206	2,58,314	9,500	21,392	2,14,919
D.—Proportion of General Supervision and Collection of Revenue etc.	6,80,712	6,37,517	37,473	5,722	6,75,770
E.—Dearness Allowance	10,04,465	9,84,737	5,000	14,728	9,63,268
F.—New Works	71,173	27,868	33,476	9,829	29,235
G.—Debt Charges	1,86,62,335	1,73,96,333	4,85,912	7,80,090	1,41,64,868
	2,44,29,218	2,18,06,858	13,41,602	12,80,758	1,85,09,240
III.—Education (Primary).	Shown	under	XV(c).
IV.—Museums & Libraries.					
A.—Victoria and Albert Museum	1,13,368	53,157	30,620	29,591	38,063
B.—Municipal Free Reading Rooms and Libraries	58,351	44,956	2,371	11,024	44,205
C.—Debt Charges	1,179	1,176	...	3	1,176
	1,72,898	99,289	32,991	40,618	83,444
V.—Public Health Department.					
A.—General Superintendence—					
(a) General Supervision	10,63,410	8,76,192	60,729	1,26,489	8,98,975
(b) Epidemics	2,72,225	2,23,244	9,154	39,827	1,88,536
(c) Vaccination	1,95,275	1,36,115	19,882	39,278	1,45,349
(d) Malaria	5,80,826	4,62,033	63,126	55,677	4,34,826
(e) Miscellaneous	4,10,016	2,28,621	99,042	82,353	3,63,024
(f) Propoganda for Public Health	99,399	11,350	560	87,489	65,396
(g) Licensing of Dogs	40,064	31,902	871	7,291	31,267
	26,61,225	19,69,457	2,53,364	4,38,404	21,27,373
B.—Supply of Milk to undernourished needy Children attending Municipal Schools	15,93,828	9,16,059	2,26,046	4,56,723	11,03,610
C.—New Works	13,851	5,209	5,526	3,116	1,480
D.—Debt Charges	8,27,757	6,55,310	8,021	1,64,426	9,01,866
—Expenditure other than Establishment in connection with Re-organisation Scheme	57	56	...	1	...
	51,01,718	35,46,091	4,92,957	10,62,670	41,34,329
Carried over Rs.	3,55,85,289	2,87,71,905	38,88,713	29,24,671	2,60,78,789

Appendix No. 4—(Contd.)

EXPENDITURE

Particulars.	Final grants sanctioned for expenditure during 1956-57.	Actuals for 1956-57.	FINAL GRANTS COMPARED WITH THE ACTUALS		Actuals for 1955-56.
			Amount required to be renewed in 1957-58	Savings.	
	2	3	4	5	6
	Rs.	Rs.	Rs.	Rs.	Rs.
Brought forward Rs. ...	3,55,55,289	2,87,71,905	38,88,713	29,24,671	2,60,78,789
VI.—Medical Relief and Education.					
A.—Hospitals and Maternity Homes—					
(a) King Edward Memorial Hospital	28,48,351	22,94,589	3,25,614	2,28,148	21,92,316
(b) Municipal General Hospital, Sion	17,03,874	14,82,692	1,55,043	66,139	12,56,806
(c) B.Y.L. Nair Charitable Hospital	15,00,424	12,02,477	2,20,846	77,101	11,54,156
(d) Infectious Diseases Hospitals	27,72,259	20,58,917	5,28,792	1,84,550	19,87,930
(e) Maternity Homes	4,03,663	3,13,085	59,615	30,963	3,04,975
(f) Maternity & Children Welfare Service	77,955	64,695	7,111	6,149	64,940
	93,06,526	74,16,455	12,97,021	5,93,050	69,61,123
B.—Dispensaries—					
(a) Dispensaries for out-patients	3,92,614	3,00,042	40,291	52,281	2,86,092
(b) Dispensary for combating Venereal Diseases	1,04,291	89,649	5,869	8,773	92,406
(c) Mobile Dispensaries in the City	19,827	19,800	...	27	19,800
	5,16,732	4,09,491	46,160	61,081	3,98,298
C.—Medical and Nursing Assistance to Poor People in their Homes					
	2,100	1,397	100	603	1,431
D.—Family Planning Clinics					
	35,867	21,925	1,399	12,543	27,278
E.—Medical Education—					
(a) Gordhandas Sunderdas Medical College	6,67,931	4,84,668	67,484	1,15,779	4,73,747
(b) Topiwalla National Medical College	6,21,698	4,00,713	1,03,723	1,17,262	4,25,513
(c) Nair Hospital Dental College	2,95,652	2,16,436	28,033	51,183	2,15,507
	15,85,281	11,01,817	1,99,240	2,84,224	11,14,767
F.—Statutory Contribution to Government Medical Institutions					
	4,14,500	4,14,500	4,14,500
G.—Clinic for treatment of Leprosy Cases					
	95,013	53,941	39,267	1,805	38,293
H.—New Works					
	2,80,567	73,455	1,51,167	55,945	61,751
I.—Providing a convalescent home of 123 beds with equipment and Staff quarters at Parel					
	10,97,877	7,61,891	3,28,964	7,022	7,71,670
J.—Debt Charges					
	14,03,138	11,45,567	5,791	2,51,780	8,427
K.—Construction of a Building for full-fledged outpatients Deptt. at M.G.H. Sion.					
	15,00,000	...	15,00,000
	1,62,37,601	1,14,00,439	35,69,109	12,68,053	97,97,538
VII.—Street Cleansing and Conservancy, Road Watering and Halalkhore Service.					
A.—Street Cleansing and Conservancy—					
(a) Superintendence and Inspection	6,36,492	5,25,394	56,182	54,916	5,00,732
(b) Veterinary	50,276	38,678	2,815	8,783	38,678
(c) Gully Flushing	2,10,456	1,78,021	27,448	4,987	2,18,432
	8,97,224	7,42,093	86,445	68,686	7,57,842
B.—Collection, Loading, Removal and Disposal of Town Refuse—					
(i) Collection of Town Refuse—					
(a) Scavenging	27,18,843	25,01,094	1,89,217	28,532	26,62,227
(b) Road Scraping and Road watering	1,80,625	1,61,256	10,194	9,175	1,66,261
(ii) Removal of Town Refuse to Mahalaxmi Siding—					
(a) Bullock Traction	2,92,547	1,92,580	54,297	45,670	2,27,443
(b) Motor Traction	7,85,160	6,83,650	75,320	26,190	7,07,223
(iii) Loading of Refuse at Mahalaxmi Siding for Transport to Deonar	24,18,192	14,41,707	6,47,680	3,28,805	16,83,982
(iv) Disposal of Town Refuse—					
Transport of Refuse from Mahalaxmi Siding to Deonar by Train	13,20,862	9,03,636	1,92,328	2,24,898	9,01,426
	77,16,229	58,83,923	11,69,036	6,63,270	63,48,562
C.—Road Watering					
	5,045	803	1,800	2,442	346
D.—Halalkhore Service—					
(a) Cleansing and Sanitation	11,73,966	8,83,940	1,53,658	1,36,368	8,96,387
(b) Transport—					
(1) Bullock Traction	62,508	43,840	5,047	13,621	48,514
(2) Motor Traction	94,599	60,237	21,287	13,075	72,786
(c) Pumping Compressor Stations, Purification Works and Flood Gates					
(a) Inspection and Supervision	55,912	43,577	6,512	5,823	41,678
(b) Pumping Stations	7,42,563	5,00,868	1,16,218	1,25,477	4,61,521
(c) Compressor Stations and Flood Gates	4,02,434	2,40,859	76,604	84,971	2,49,462
(d) Purification Works	4,37,739	2,94,266	95,036	48,437	3,25,034
(d) Cleansing of Sewers, Street Connections and House Drains	13,77,170	10,90,522	1,33,027	1,53,621	10,66,008
(e) Provident Fund, Pensions etc., charges	2,09,700	1,95,315	700	13,665	2,06,593
(f) Dearness Allowance.	16,85,703	16,64,602	5,500	15,601	16,34,738
(g) Proportionate cost on account of Collection charges of Halalkhore Tax, Supervision charges on Halalkhore Service & Cost of Water used for flushing Gullies, Privies etc.	2,16,060	2,03,803	6,221	6,036	2,08,675
	64,58,354	52,21,829	6,19,810	6,16,715	52,11,396
E.—New Works—					
	20,66,077	6,45,240	1,45,898	12,74,939	7,15,050
F.—Debt Charges					
	34,21,631	28,63,027	34,000	5,24,604	28,18,029
G.—Expenditure other than Establishment in connection with reorganisatio scheme					
	336	335	...	1	...
	2,05,64,896	1,53,57,250	20,56,989	31,50,657	1,58,51,225
Carried over Rs. ...	7,23,87,786	5,55,29,594	95,14,811	73,43,381	5,17,27,552

Appendix No. 4—(Contd.)

EXPENDITURE

Particulars	Final grants sanctioned for expenditure during 1956-57.	Actuals for 1956-57.	FINAL GRANTS COMPARED WITH THE ACTUALS		Actuals for 1955-56.
			Amount required to be renewed 1957-58.	Savings.	
	2	3	4	5	6
Brought forward	Rs. 7,23,87,786	Rs. 5,55,29,594	Rs. 95,14,811	Rs. 73,43,381	Rs. 5,17,27,552
VIII.—Roads, S. W. Drains and Public Lighting.					
A.—General	3,45,513	2,95,454	12,142	37,917	2,76,094
B.—Maintenance of Roads	38,40,286	21,55,873	12,12,306	4,72,107	24,86,775
C.—Public Lighting	28,68,181	21,55,083	5,62,840	1,50,258	22,40,730
D.—Maintenance of S. W. Drains	58,341	46,897	9,177	2,267	37,034
E.—Rebate on account of the compounded Wheel Tax	19,094	19,094	17,000
Expenditure other than Establishment in Connection with reorganisation Scheme	18,720	6,219	12,500	1	18,955
F.—New Works	11,07,137	1,36,142	9,41,794	29,201	56,896
G.—Debt Charges	30,66,642	28,61,340	47,996	1,57,306	29,50,221
H.—Covering the open storm water channel from Globe Mill Passage to the confluence of the two channels near Century Mills	5,00,000	...	5,00,000
I.—Treating with 3" of asphaltic concrete surfaces of different Roads in the City	19,45,000	...	19,45,000
	1,37,68,914	76,76,102	52,43,755	8,49,057	80,83,705
IX.—Mechanical.					
A.—Mechanical Engineer's Office Establishment—					
(a) M. E.'s Office Establishment	3,12,012	2,18,316	38,086	55,610	2,56,538
(b) Transport	82,775	55,649	20,255	6,871	55,018
	3,94,787	2,73,965	58,341	62,481	3,11,556
Supervision of Factories, Workshops and Work places					
B.—New Works	2,714	1,462	42	1,210	14,840
C.—Debt Charges	14,864	466	14,397	1	...
	1,15,471	1,08,938	179	6,354	96,640
	5,27,836	3,84,831	72,959	70,046	4,23,036
X.—Buildings, Land Acquisition and Management.					
A.—City Engineer's Central Office Establishment	1,64,430	1,37,651	5,221	21,558	1,29,901
B.—Inspection and Supervision of Private Buildings	5,84,713	4,92,521	35,006	57,186	4,61,280
C.—Removal of Stall-boards in the City	5,221	2,530	1,707	984	2,488
D.—Architectural	1,91,955	1,52,089	5,002	34,864	1,48,995
E.—Land Acquisition and Management	1,92,187	1,36,607	33,500	22,080	3,24,376
F.—Inspection and Supervision of Factories	41,473	29,878	9,040	2,555	...
	11,79,979	9,51,276	89,476	1,39,227	10,67,040
Deduct—Proportionate share of cost of Establishment, and Supervision chargeable to Improvement Schemes Account	1,00,459	35,804	...	64,655	66,585
	10,79,520	9,15,472	89,476	74,572	10,00,455
G.—New Works	30,544,66	62,076	29,92,182	208	2,075
H.—Debt Charges	5,74,927	5,20,289	9,237	45,401	5,48,774
	47,08,913	14,97,837	30,90,895	1,20,181	15,51,304
XI.—Fire Brigade.					
A.—Maintenance	10,36,165	8,23,804	91,504	1,20,857	7,95,655
B.—Provident Fund and Pensions, etc., charges	2,11,250	1,61,341	40,000	9,909	1,67,281
C.—Proportion of General Supervision and Collection of Revenue	55,572	52,024	3,039	509	55,175
D.—Dearness Allowance	2,40,235	2,28,907	200	11,128	2,27,211
E.—New Works	67,289	5,701	49,950	11,638	30,903
F.—Debt Charges	3,36,111	2,74,683	171	61,257	2,12,947
	19,46,622	15,45,460	1,84,864	2,15,298	14,89,172
XII.—Licensing, Removal of Encroachments on Public Streets and Administration of Shops and Estt. Act 1948 and Theatre Tax					
A.—Licensing Establishment	2,37,238	2,23,232	3,320	10,686	2,19,880
B.—Removal of Encroachments on Public Streets	1,69,252	1,42,472	11,327	15,453	1,41,701
C.—Administration of Shops and Establishment Act 1948	1,65,906	1,56,569	3,500	5,837	1,45,650
D.—Administration of Theatre Tax	14,737	13,757	380	600	13,313
E.—New Works	1,783	1,123	183	477	938
F.—Debt Charges	9,061	9,061	8,642
	5,97,977	5,45,214	18,710	33,053	5,30,124
Carried over Rs.	9,39,38,048	6,71,81,018	1,81,25,994	86,31,016	6,38,04,893

Appendix No. 4—(Concl'd.)

EXPENDITURE

Particulars.	Final grants sanctioned for expenditure during 1956-57.	Actuals for 1956-57.	FINAL GRANTS COMPARED WITH THE ACTUALS		Actuals for 1955-56.
			Amount required to be renewed in 1957-58.	Savings.	
	Rs.	Rs.	Rs.	Rs.	Rs.
Brought forward Rs. ...	9,39,38,048	6,71,81,038	1,81,25,994	86,31,016	6,38,04,893
XIII.—Gardens and Open Spaces.					
A.—Gardens—					
(a) Victoria Gardens	4,02,585	3,02,509	68,426	31,650	3,29,766
(b) Miscellaneous Gardens, Open Spaces, Band Stands, etc.	1,87,966	1,39,944	20,836	27,186	1,52,920
	5,90,551	4,42,453	89,262	58,836	4,82,686
B.—New Gardens, Recreation Grounds, etc.	42,864	20,213	17,794	4,857	17,619
C.—Roadside Trees & Benches	62,122	34,131	22,977	5,014	36,966
D.—New Works	1,12,613	53,175	43,696	15,742	32,063
E.—Debt Charges	1,27,338	1,04,054	409	22,875	72,957
	9,35,488	6,54,026	1,74,138	1,07,324	6,42,291
XIV.—Markets and Slaughter Houses.					
A.—Markets and Slaughter Houses—					
(a) Central Office	77,437	70,938	950	5,549	80,318
(b) Municipal Markets	8,78,155	5,95,417	1,81,329	1,01,409	5,47,800
(c) Slaughter Houses	6,34,469	4,53,086	1,42,726	38,657	4,40,916
(d) Private Markets	36,335	31,166	1,836	3,333	31,567
(e) Refrigerator at A. C. Market	35,491	22,080	10,370	3,041	22,409
	16,61,887	11,72,687	3,37,211	1,51,989	11,23,010
B.—Provident Fund and Pensions, etc., charges	71,969	64,648	1,500	5,821	52,769
C.—Proportion of General Supervision	69,223	63,381	4,958	884	68,387
D.—Dearness Allowance	3,30,626	3,22,224	606	7,796	3,12,217
E.—New Works	1,21,638	43,530	34,484	43,624	18,601
F.—Debt Charges	2,24,353	1,88,921	811	34,621	1,94,566
	24,79,696	18,55,391	3,79,570	2,44,735	17,69,550
XV.—Contribution to—					
(a)—Budget 'B' under Sec. 125 (2)(d) of the B.M.C. Act.	44,75,632	43,75,170	...	1,00,462	39,88,977
(b)—Budget 'D' under Sec. 123 (B) (2) of the B.M.C. Act.	16,87,867	16,87,867	14,08,166
(c)—Budget 'E' under Sec. 126 (C)(c) of the B.M.C. Act.	1,11,89,080	1,09,37,927	...	2,51,153	99,72,443
	1,73,52,579	1,70,00,964	...	3,51,615	1,53,69,586
XVI.—Miscellaneous					
A.—Provident Fund, Pensions, Gratuities and Compassionate Allowances					
(a)—Provident Fund	12,90,000	11,73,580	...	1,16,420	13,79,225
(b)—Pensions, Gratuities, etc.	15,10,426	11,10,904	2,90,000	1,09,522	4,55,366
	28,00,426	22,84,484	2,90,000	2,25,942	18,34,591
B.—Urban Immovable Property Tax on Municipal Properties in the City	15,675	9,719	2,390	3,566	6,341
C.—Dearness Allowances	90,29,705	89,36,918	40,000	52,787	88,59,431
D.—Grants-in-aid to Public Institutions—					
(a) Obligatory	11,97,583	9,83,730	2,09,665	4,188	5,60,289
(b) Discretionary	5,19,680	2,91,034	2,25,060	3,586	2,69,778
	17,17,263	12,74,764	4,34,725	7,774	8,30,067
E.—Rent of Buildings requisitioned for housing Municipal employees of essential services since derequisitioned by Government owing to close of Civil Defence measures	1,19,238	9,843	62,251	47,144	1,134

	1,36,82,307	1,25,15,728	8,29,366	3,37,213	1,15,31,564
Total	12,83,88,118	9,92,07,147	1,95,09,068	96,71,903	9,31,17,884

G. V. DAMLE,
Ag. Chief Accountant.

V. L. GIDWANI,
Municipal Commissioner.

Appendix No. 4-A.

Statement showing details of Expenditure incurred on New Works during the year 1955-56 and 1956-57.

	Expenditure upto 31-3-1956	Expenditure during the year 1956-57	Total Expenditure upto 31-3-1957
	Rs.	Rs.	Rs.
I.—General Supervision, Collection of Revenue, etc.			
Works completed (as per Report for 1955-56)	83,878	...	83,878
Providing weather sheds to the windows of the western verandah of Municipal Head Office Building (No. of windows 23)	4	4
Providing C. C. pavement in the compound of F and G Ward Offices of A. & C.'s Department at Parel (Estimate cost Rs. 2,224) Part provision	1,037	1,037
Providing sanitary accommodation of Indian type W.C. urinal and wash basin for the new offices of Central Stores	4,629	4,629
Providing and fixing of new and expanded metal wire netting enclosure in the cash section of the C. A.'s Department	1031	112	1143
Providing internal Telephone connection in the C. S.'s Office	5,711	181	5,892
Providing lighting arrangements at Bhandup Town Duty Chowky	583	1	584
Providing entrance gate to canteen from Sea Wall side	2,619	2,619
Construction of a wall between canteen and Sea wall	1,605	1,605
Providing shutters to the Opening of Canteen	1,010	1,010
Providing Sliding chute at the M. G. M. O, Swimming Pool	328	328
Total, I.—General Supervision, Collection of Revenue, etc. ...	91,203	11,526	1,02,729
II. Water Works			
Works completed (as per Report for 1955-56)	2,86,615	...	2,86,615
Providing retaining wall in place of collapsed wall at Swimming Pool at Vehar	8,274	8,274
Providing dirt boxes on distributing mains in F Ward	10,233	76	10,309
Construction of a Boat-engine shed at Tansa	302	302
Providing electric lights in Municipal Staff Quarters at Ghatkopar Cross connections	Cr. 1	Cr. 1
Providing a playing fountain at King's Circle Garden	75	75
Planting of about 2,000 Eucalyptus trees around Tansa as an experimental measure	100	100
Remodelling the pumping arrangement at K. N. Park	3,494	3,494
Construction of a brick masonry compound wall at Parel Pump House	1,854	1,854
Planting of about 2,000 Eucalyptus trees at Vehar as an experimental measure	109	109
Providing permanent illuminations in trees along Gibbs Road in Sir P. M. Garden and Kamala Nehru Park	99	917	1,016
Construction of 2 unit block for watchmen at Sahar	2,607	2,607
Purchasing and fixing an overhead crane for maintenance workshop at Delisle Road	758	4,592	5,350
Providing and erecting a travelling crane for Bhandarwada Hill Reservoir	381	5,206	5,587
Providing and erecting a travelling crane at DeLisle Road	2,879	239	3,118
Renovating the tin shed in G Ward Office	24	24
Total, II.—Water Works ...	3,00,965	27,868	3,28,833
Total carried forward ...	3,92,168	39,394	4,31,562

APPENDIX No. 4 A—Contd.

	Expenditure upto 31-3-1956	Expenditure during the year 1956-57	Total Expenditure upto 31-3-1957
	Rs.	Rs.	Rs.
Total.—Brought over ...	3,92,168	39,394	4,31,562
V.—Public Health Department			
Works completed (as per Report for 1955-56) ...	67,507	...	67,507
Providing a new gate and raising the front wall by about four feet at the Tank Bunder Hindu Cemetery	1,677	1,677
Providing a storage tank of 500 gallons capacity for the washing places opposite the cemetery office at Haines Road	582	582
Constructing a shed in the compound at Bhoiwada Hindu Cemetery	780	780
Providing domestic storage tank of 600 gallons capacity in the south corner of the Bath room at Sion Hindu Cemetery	107	107
Providing direct telephone connection for H. O. to O. S. of Health Department	349	349
Removing existing 3 C. I. posts with Hex lanterns and erecting in their places three 25' steel poles with new type brackets and 5 Lt. Littleton Lanterns at Queens Road Hindu Cemetery	602	602
Constructing a raised concrete platform for storing firewood etc., at Tank Bunder Hindu Cemetery	1,112	1,112
Total, V.—Public Health Department ...	67,507	5,209	72,716
VI.—Medical Relief and Education			
Works completed (as per Report for 1955-56) ...	3,60,310	...	3,60,310
Providing polished tandur stone flooring in the sterilising room of the Gynaec. Theatre at the K. E. M. Hospital	437	437
Providing white glazed dado tiling in the passage in front of the main Operation Theatre at the K. E. M. Hospital	630	630
Providing white glazed dado tiling to the walls in the passage and the entrance hall of Hospital offices at the K. E. M. Hospital	6,561	6,561
Providing fly proof shutters for the doors and windows of Nurses' Home Kitchen at K. E. M. Hospital	1,416	1,416
Providing a shed near O. P. D. with Manglore tiled roof at M. G. H., Sion	2,879	2,879
Providing false ceiling to the room of admission office and Casualty Officer's Room at A. R. Hospital	466	466
Providing and fixing a stand-by Booster Pump Unit in the Lady Students' Hostel at G. S. M. College	3	3
Providing one cement concrete Badminton Court for R. M. Os. at the M. G. H., Sion	31	31
Replacing old M.S. plate corroded storage tank (800 gals.) by a new R.C.C. tank of the same capacity over the Nurses' Home at K. E. M. Hospital	502	502
Replacing two old worn out M.S. plates storage tanks (1,000 gals.) by two New R.C.C. tanks of same capacity over Asstt. Dean's quarters at K. E. M. Hospital (Tanks No. 8 and 9) ...	74	855	929
Replacing two worn out M.S. plates storage tank (800 gals.) by two new R.C.C. storage tanks over Dean's quarters at K. E. M. Hospital ...	73	678	751
Fixing 12 wash basins in the side rooms of the wards at M. G. H., Sion	978	978
Providing and fixing country teak plank ceiling in ward No. VIII at B. Y. L. Nair Charitable Hospital ...	2,871	76	2,947
Providing and fixing wooden ceiling to Operation Theatre of B. Y. L. Nair Charitable Hospital	3,108	3,108
Providing 4 R.C.C. additional storage tanks on the terrace of Bahadurji Blocks at R. P. T. B. Hospital	2,459	2,459
Providing flourescent lights in the dispensary room in enquiry office at A. R. Hospital	284	284
Providing 9 Nos. wall plugs, 3 pin-type 10/15 amps. with accessory mains in conduct and V.I.R. cable dividing the installation on 3 phase system at V. D. Clinic at Bellasis Road	597	597
Replacing 3 M.S. plates old worn out storage tanks at G. S. M. College ...	75	1,523	1,598
Providing Booster Pump on 1" branch connection feeding the domestic over head tanks from North side over Lady Students' Hostel at G. S. M. College ...	83	2,112	2,195
Constructing a Rabbit Home at G. S. M. College ...	753	5,671	6,424
Providing one running counter with sinks etc., for Histology Section of T. N. M. College	1,055	1,055
Demolition of two barracks Nos. T/16-64A and T/57-60A in the compound of the M. G. H., Sion ...	3,542	Cr. 60	3,482
Providing lighting installation at New Dhobi Ghat at M. G. H., Sion	425	425
Providing permanent weather sheds over the windows of Nurses Quarters and Dining Hall of B. Y. L. Nair Charitable Hospital	1,032	1,032
Total—VI. Medical Relief, etc.—Carried forward ...	3,67,781	33,718	4,01,499
Carried over ...	4,59,675	44,603	5,04,278

APPENDIX No. 4 A—Contd.

	Expenditure upto 31-3-1956	Expenditure during the year 1956-57	Total Expenditure to 31-3-1957
	Rs.	Rs.	Rs.
Brought over.....	4,59,675	44,603	5,04,278
Brought over.....	3,62,781	33,718	3,96,499
Construction of a drying shed in the compound of the M. G. H., Sion	...	10,124	10,124
Construction of a waiting shed at T. B. Clinic at Princess Street	...	994	994
Providing a 1" separate branch connection for storage tank at servants' chawl at A. R. Hospital	...	189	189
Taking an additional 3/4" connection for overhead domestic tank at Khetwadi Maternity Home	...	178	178
(i) Providing R.C.C. suction tank of 3,500 gallons at ground level with pipe connection and pump house, (Rs. 3,581.)	...	2,900	2,900
(ii) Providing and fixing a booster pump set at Cadel Road Maternity Home, (Rs. 1,114.)
Providing a light point on the name board at the entrance of Victoria Road 3rd Lane	...	75	75
Supplying two ceiling fans from Dharavi Surplus stock for Kamathipura Eye Hospital	...	10	10
Removing existing grill and providing new grills as per design to pannels in ward Nos. 1, 3, 4 and 8 only at K. E. M. Hospital	...	5,680	5,680
Providing B. E. S. & T. Sub-Station near the X-Ray Block at K. E. M. Hospital	...	701	701
Providing and fixing country teak plank ceiling in Ward No. 8 of the B. Y. L. Nair Charitable Hospital	...	4,165	4,336
Providing necessary fire precautionary measures at the T. N. M. College	...	3,993	3,993
Providing A. C. Service mains and transformer to work the X-Ray unit on A. C. supply at Princess Street T. B. Clinic	...	2,874	4,390
Provision of R.C.C. storage tank in place of one corroded M.S. plate storage tank over ward No. 12 at the K. E. M. Hospital	...	2,711	2,714
Construction of a privy block (privy seats and one urinal) for the use of dhobies at M. G. H., Sion	...	1,304	1,304
Supplying and fixing two exhaust fans in the kitchen at A. R. Hospital	...	688	688
Construction of a covered passage at K. E. M. Hospital and G. S. M. College	...	2,477	2,477
Improving the water supply of T. N. M. College	...	130	130
Providing 6 Nos. of hydrants and stop taps, etc., at M. G. H., Sion	...	7,246	7,246
Total, VI.—Medical Relief and Education	3,76,173	73,455	4,49,628
VII.—Street Cleansing and Conservancy, etc.			
Works completed (as per Report for 1955-56)	3,19,044		3,19,044
Construction of 420 tenements in replacement of Patra Sheds at Tardeo flats	6,93,097	16,07,353	13,00,450
Providing lighting arrangements at the public urinal near Byculla Goods Sheds	...	186	186
Constructing a washing place 6' x 4' behind the Fadkari shed along with the sheep market at DeLisle Road including water and drainage arrangement	...	180	180
Provision of naharies in room Nos. 2 and 3 at Suklaji Street Health Camp	...	206	206
Providing naharies and repairs to the flooring and plaster wherever necessary at premises at Suklaji Street Health Camp	...	318	318
Providing lighting arrangements at Municipal chawls, offices and public conveniences in the City	...	845	845
Paving the gully near compound wall of Municipal dispensary at Palton Road with Shahbad stone pavement slabs and providing and fixing wooden door at the entrance of the Gully	...	368	368
Providing cement concrete pavement at the site refuse shed at Chima Butcher Street	...	1	1
Providing cement concrete pavement in refuse shed at Null Bazar Erskine Road	...	647	647
Providing cross connections at Mahim Pumping Station	...	4,965	4,965
Providing 5 light points etc., in P. C. Banganga	...	316	316
Providing and fixing angle iron frame structure covering three transformers at M. P. Station	...	86	86
Providing necessary drainage and water fittings to the W.C. block with washing place at Agayri Road near Carnac Bridge	...	1,977	1,977
Providing coffer dam girde arrangement for wooden flood gate No. 2	...	2	2
Providing naharies in the Labour staff chawls attached to the Love Grove Pumping Station	...	3,790	3,790
Providing a weather proof shed over the outdoor transformer at D. P. Works	...	1,226	1,226
Providing permanent weather sheds to the power house and other structures at D. P. Works	...	499	499
Total.—Carried forward	10,12,141	6,24,793	16,36,934
Total.—Brought over	8,35,848	1,18,058	9,53,906

† Expenditure incurred out of the earmarked provision of Rs. 25 lakhs sanctioned vide C.R. No. 559 of 13-9-1954.

APPENDIX No. 4 A—Contd.

	Expenditure upto 31-3-1956	Expenditure during the year 1956-57	Total Expenditure upto 31-3-1957
Brought over ...	Rs. 8,35,848	Rs. 1,18,058	Rs. 9,53,906
Brought over ...	10,12,141	6,24,793	16,36,934
Laying feeder main for gas connection	6,232	6,232
Providing fluorescent lights, etc., at Babula Tank Road	886	886
Construction of a garage for H. O.'s Dak Vanetta in C Ward	945	945
Remodelling east side of stable for accommodating H. S. staff, etc.	10,974	10,974
Repainting existing pump and providing the same with 1.5 H.B.S.C. Motor at Bhatiabaug	9	9
Extension of room in pump station of D. P. Works to accommodate electrical switch gear ...	2,783	1,401	4,184
Total, VII.—Street Cleansing, etc. ...	10,14,924	6,45,240	16,60,164
VIII.—Roads, S. W. Drains			
Works completed (as per Report 1955-56) ...	1,18,743	...	1,18,743
Reserve for petty drainage works ...	1,58,509	9,829	1,68,338
Construction of a 15' passage for Jerbai Wadia Road to Bhoiwada Hindu Cemetery ...	7,613	9,767	17,380
Providing three washing places with 5 taps and 1" water connection at Gopal Nagar and Hanuman Nagar behind Century Mills	232	232
Covering the open channel drain with pre-cast slabs at the road off Mount Pleasant Road ...	2,891	776	3,667
Providing additional urinals and washing places at Sewri Crushers	6,343	6,343
Widening the Road leading from Naigaum cross Road to Dadar Railway Station	3,398	3,398
Covering the open channel drains along the Western side of Walkeshwar Road near Bus stop. ...	477	866	1,343
Concreting katcha portion of Tejpal Road and providing guard railing and gate thereat	4,924	4,924
Providing electric installation at Wadala Chowky, Construction Branch, C. E.'s Department. ...	214	7	221
Construction of Drain and filling in the existing open one between Worli Road and Cleavel Road and Sluice Gate	*1,00,000	1,00,000
Total, VIII.—Roads, S. W. Drains ...	2,88,447	1,36,142	4,24,589
IX.—Mechanical			
Works completed (as per Report for 1955-56) ...	74,548	...	74,548
Providing a barbed wire fencing over the eastern compound wall	337	337
Providing electric lights in the watchman's quarters attached to the Municipal Workshops	129	129
Total, IX.—Mechanical ...	74,548	466	75,014
X.—Buildings, Land Acquisition, etc.			
Works completed (as per Report, for 1955-56) ...	14,665	...	14,665
Development of Shivaji Park—Planting of trees along 30' fringe ...	2,015	1,201	3,216
Providing housing accommodation to Municipal staff on plots bearing C.S. Nos. 332, part 24 and No. 94 at Tardeo Dadar and Sewri Division respectively ...	60	†58,857	58,917
Providing Electric lights and fans, etc., to Building Branch at Cadell Road	2,018	2,018
Total, X.—Buildings, Land Acquisition, etc. ...	16,740	62,076	78,816
XI.—Fire Brigade			
Works completed (as per Report 1955-56) ...	1,40,175	...	1,40,175
Constructing an additional Motor garage for accommodating more vehicles near the Ambulance Head Quarters at Byculla	1,930	1,930
Removing the existing window of the workshop and providing a door leading to the Smithy Shop at Fire Brigade Head Quarters, Byculla	130	130
Providing a store room in the Station Officers' Quarters at Dadar Fire Station	749	749
Constructing W.C. and Bath-room on 1st floor of servants' quarters at Gowalia Tank Fire Brigade Station ...	119	2,465	2,584
Converting ground floor of Chief Officer's Bungalow into office by providing Teakwood partition ...	3,278	349	3,627
Converting existing office into quarters to accommodate one officer and oil-painting the walls, etc. ...	1,940	78	2,018
Total, XI.—Fire Brigade ...	1,45,512	5,701	1,51,213
Total.—Carried over ...	23,76,019	9,67,683	33,43,702

* Expenditure incurred against the earmarked provision of Rs. 10 lakhs sanctioned under C.R. No. 1323 of 6-2-1956.

† Expenditure incurred against the earmarked provision of Rs. 15 lacs sanctioned for this work vide. C.R. No. 1121 of 17-1-56.

APPENDIX No. 4 A—contd.

	Expenditure upto 31-3-1955	Expenditure during the year 1955-56	Total Expenditure upto 31-3-1956
	Rs.	Rs.	Rs.
Brought over	23,76,019	9,67,683	33,43,702
XII.—Licensing, Removal of Encroachments, etc.			
Works completed (as per Report for 1955-56)	18,692	...	18,692
Providing cement paving with a slope from godown of Lorry Supervisor III at Sankli Street	...	30	30
Providing C. C. pavement in the compound of F and G Ward office at Parel (Estimated cost Rs. (2,224) (Part Provision).	...	1,039	1,039
Constructing a washing place to the Peons' quarters at Gurjar Street Ward office	103	54	157
Total, XII.—Licensing, etc.	18,795	1,123	19,918
XIII.—Gardens and Open Spaces			
Works completed (as per Report for 1955-56)	2,49,531	...	2,49,531
Providing water hydrants and renovating the hedges at Road No. 18 near Wadala Railway Station	...	1,919	1,919
Construction of C. I. sheet shed for spotted deer in the deer encloser at Victoria Garden	696	684	1,380
Provision of a gate on the path way from the rear of Mali's Chawls in the Victoria Garden and brick masonry with soda water glasses in the existing walls	24	822	846
Providing ornamental fencing at Kasturba Chowk	...	3,908	3,908
Providing barbed wire fencing to the hedges at Netaji Subhas Chandra Bose Road	229	4,224	17,397
Construction of a pond with Rockery for Sea-Lions at Victoria Gardens	...	12,944	13,924
Construction of Children's Playground at Worli Koliwada	14	3,903	3,917
Improvement of Children's corner of Shivaji Park playground	764	1,505	2,269
Providing gymnasium apparatus in different Municipal Gardens	...	6,431	6,431
Construction of an operation cage for Zoo Hospital	...	1,145	1,145
Maintenance of one bullock cart	...	811	811
Providing sliding chutes at Sundar bag near Central Railway	...	620	620
Providing lights at Nardulla Tank Garden	...	335	335
Total, XIII.—Gardens, etc.	2,51,258	53,175	3,04,433
XIV.—Markets and Slaughter Houses			
Works completed (as per Report for 1955-56)	1,48,619	...	1,48,619
Converting Thirty existing wooden stalls Nos. 242 to 271 into R. C. C. stalls in old fruit and vegetable Section at Erskine Road Market	...	6,569	6,569
Providing C.I. Sheet shed using old C.I. Sheets at Gold Mohur Carrel Market	...	827	827
Providing a railing on the North side foot path at Kamathiuura Market	...	715	715
Providing and fixing galvanised iron sheet eaves gutters at Elphinstone Road Market	...	499	499
Fixing Zinc sheets to the Mutton stalls at Elphinstone Road Market	...	552	552
Provision of storage tanks at different Municipal Markets	14,260	171	14,431
Paving the unpaved portion of Bandra Slaughter House—(a) Mutton Section	...	12,650	12,650
(b) Beef Section	...	15,009	15,009
Providing two iron gates at G. M. C. Market	...	412	412
Lighting arrangements for squatters at Gopi Tank Market	...	841	841
Converting 18 existing iron stalls into R.C.C. in mutton section of E. R. Market with C. I. sheet tops	...	4,616	4,616
Construction of 3 chowkies at scale shed at A. C. Market	...	623	623
Providing electric lights in the newly constructed chowkies at A. C. Market Scale shed	...	8	8
Electrification of Erskine Road Market	...	38	38
Total, XIV.—Markets, etc.	1,62,879	43,530	2,06,409
Total—New Works	28,08,951	10,65,511	38,74,462

Expenditure of Rs. 4,224 was incurred against the B. G. for 1956-57,
 " " 12,944 do. R. G. for 1956-57.

G. V. DAMLE,
 Ag. Chief Accountant.

V. L. GIDWANI,
 Municipal Commissioner.

Appendix No. 5

Revenue Account Balance Sheet as at 31st March 1957.

LIABILITIES.		Rs.	a.	p.	ASSETS.		Rs.	a.	p.
Debts—					Cash at Bank ... 1,09,37,056 7 5				
Due on Cash Bills Outstanding Account ... 40,115 9 2					Cash in Office ... 36,08,682 14 8				
" Cheques payable ... 39,96,778 7 11					Municipal Loans—Interest warrants Payable Account ... 77,716 4 2				
" Stores purchased, Outstanding Accounts ... 8,27,588 8 11					B. I. Trust Loans—Interest warrants Payable Account ... 34,284 12 4				
" Outstanding Charges for 1956-57 and previous years ... 1,95,09,068 0 0					Interest on B. I. Trust Loans Payable Account ... 22,228 15 4				
" Outstanding Charges on account of Interest accrued but not paid (Vide details shown in Appendix No. 14-E) ... 10,66,675 13 4					Debts— ... 1,46,79,969 5 11				
Improvement Schemes—					Due for Stores sold ... Cr.14,73,635 8 8				
Contribution falling due in 1957-58 ... 45,93,911 0 0					Stock—(Vide Appendix No. 14-D)				
Deposits in Cash and Public Securities from Contractors and private parties (Vide details shown in Appendix No. 14-C) ... 4,24,99,470 5 1					Stock (Reserve Stores) ... 23,28,503 10 7				
					Stock (Reserve Stores) Foras Road Depot ... 99,100 8 9				
					Line Suspense Account ... 82,929 3 10				
					25,10,533 7 2				
					Capital Stores—				
					Stock ... 31,41,893 6 6				
					Stock (Foras Road Depot) ... 32,378 0 1				
Public Monuments Maintenance Fund (vide details shown in Appendix No. 16-B) ... 1,74,338 7 0					31,74,271 6 7				
Endowments Fund (vide details shown in Appendix No. 16-C) ... 8,58,591 11 9					Plant and Machinery ... 25,01,835 14 4				
					Advances for financing Capital expenditure pending raising of the Loan ... 7,34,624 9 5				
					Advances, Recoverable—(Vide Appendix No. 14-A) ...				
					Departmental Works ... 34,31,224 8 10				
					Private Works ... 12,61,644 7 1				
					Asphalt Plant Crushers, etc. ... 25,59,538 15 10				
					Municipal Officers ... 1,50,926 5 3				
					Sundries—Miscellaneous—Advances ... 24,76,026 11 2				
					Municipal Tenderers, Contractors, etc. ... 13,057 1 5				
					Purchase of Coal ... 460 7 8				
					Purchase of Petrol ... 5,03,877 8 10				
					1,03,96,736 2 1				
Stock Account—					Advances out of Special Funds—(Vide Appendix No. 14-B)				
Capital Purchases Account, etc. ... Dr.13,16,735 5 0					Advances from Plant and Machinery Depreciation Fund for Levelling, Metalling etc., Private Streets ... 4,21,336 11 10				
Stock Adjustment Account ... 1,110 5 9					Amount advanced from Net Premia Fund for the purchase of Plant and Machinery for the Municipal Printing Press ... 96,177 6 0				
					Amount advanced from Net Preima fund to repay 5% 28 lakhs loan ... 1,29,270 12 0				
					Advances for meeting Capital Expenditure from:—				
					Municipal Fire and Accident Insurance Fund ... 10,30,309 12 5				
					Plant and Machinery Depreciation Fund ... 13,34,564 12 0				
					Renewal of Road Surfaces Fund ... 6,45,414 8 6				
					Net Premia Fund ... 26,97,956 1 1				
					Depreciation Fund for replacement of Plant and Mach. purchased out of Loan Fund ... 3,84,667 8 0				
					K. E. M. Hospital & G.S.M. College Research Fund ... 82,406 11 3				
					Equipment Fund ... 34,713 12 0				
					Slum Service Fund ... 1,18,966 2 10				
					Hospital Fund ... 4,93,507 15 3				
					Precast Concrete Slabs Pavement Renewal Fund ... 1,77,887 11 10				
					Gardens Fund—(a) Victoria Gardens ... 93,881 10 4				
					77,41,061 7 4				
Suspense Account—					Deposits in Public Securities—				
Balance of Proceeds of Rs. 2 Crores Loan for Capital works of the B. E. S. & T. Undertaking ... 10,618 6 3					With the State Bank of India ... 53,60,845 0 0				
					In Office ... 4,43,450 0 0				
					58,04,295 0 0				
Carried Forward ... 15,04,21,750 9 6					Carried Forward ... 4,60,69,591 12 2				

† Amount being the Cash in respect of B. E. S. & T. Committee.

Appendix No. 5.—(Concl'd.)

LIABILITIES.	Rs. a. p.	ASSETS.			Rs. a. p.
Brought forward ...	15,04,21,750 9 6	Brought forward ...			4,60,69,691 12 2
Surplus Revenue Fund as per Appendix No. 2.	2,07,47,096 15 4	Investments— Special Funds.*	In securities.	Deposits in Cash, Call & Currents/c.	
			Rs. a. p.	Rs. a. p.	
		Municipal Fire and Accident Insurance Fund ...	9,47,078 4 0	266 1 7	9,47,344 5 7
		Net Premia, etc., on different Municipal Loans ...	23,21,200 8 0	401 13 3	23,21,602 5 3
		Provident Fund ...	6,02,42,717 3 0	309 1 7	6,02,43,026 4 7
		Fines Fund ...	82,424 14 0	156 4 8	82,581 2 8
		Plant and Machinery Depre- ciation Fund ...	13,64,927 2 0	296 3 6	13,65,223 5 6
		Renewal of Road Surfaces Fund ...	22,26,551 8 0	102 4 9	22,26,653 12 9
		Garden Fund (a) Victoria Gardens ...	2,98,301 2 0	104 9 3	2,98,405 11 3
		(b) Other Gardens ...	1,24,914 0 0	238 15 0	1,25,152 15 0
		Hospital Fund ...	12,25,862 8 0	223 3 6	12,26,085 11 6
		Slum Service Fund ...	1,36,948 0 0	170 9 5	1,37,118 9 5
		K.E.M. Hospital and G.S.M. College Equipment Fund ...	1,64,957 0 0	57 6 3	1,65,014 6 3
		G. S. M. College and K. E. M. Hospital Research Fund ...	1,34,446 8 0	149 3 4	1,34,595 11 4
		Precast Concrete Slab Pave- ments Renewal Fund ...	2,27,332 0 0	257 4 2	2,27,589 4 2
		Fidelity Guarantee Insu- rance Fund ...	1,33,904 0 0	231 4 3	1,34,135 4 3
		Depreciation Fund for replacement of Plant and Mach. purchased out of Loan Fund.	4,15,087 8 0	245 0 0	4,15,332 8 0
		Victoria & Albert Museum Fund ...	65,002 0 0	537 0 0	65,539 0 0
		Welfare Fund ...	3,03,600 0 0	157 6 6	3,03,757 6 6
			7,04,15,254 1 0	3,903 11 0	7,04,19,157 12 0
		Investment of Surplus moneys in Public Securities.			
		3% Conversion Loan 1946† **	36,013 14 2	...	36,013 14 2
		Public Monuments Main- tenance Fund. (Vide Appendix No. 16-B) ...	1,74,246 7 0	92 0 0	1,74,338 7 0
		Endowments Fund. (Vide Appendix No. 16-C) ...	8,58,401 9 6	190 2 3	8,58,591 11 9
		Surplus Fund.	Face value.	Cost.	
		4% B. I. T. Debentures ...	54,400 0 0	54,067 4 0	
		3% Municipal Debentures ...	11,77,000 0 0	11,77,000 0 0	
		3½% Municipal Debentures ...	16,37,800 0 0	16,23,702 6 0	
		3¼% Municipal Debentures ...	1,13,300 0 0	1,06,502 0 0	
		4% Municipal Debentures ...	37,66,800 0 0	37,50,026 0 0	
		3% Conversion Loan 1946 ...	35,62,500 0 0	35,91,423 8 0	
		6% B. I. T. Debentures ...	64,600 0 0	64,600 0 0	
		4½% Ghatkopar Kirol Debentures ...	3,000 0 0	3,000 0 0	
		3% Loan 1963-65 ...	1,000 0 0	925 0 9	
		4% Madras Loan ...	1,35,000 0 0	1,32,257 13 0	
			1,05,15,400 0 0	1,05,03,503 15 0	
		In cash, fixed, call and current a/c. Deposits ...		4,31,07,550 0 9	5,36,11,053 15 9
Total ...	17,11,68,847 8 10	Total ...	8,19,87,419 14 8	4,31,11,735 14 0	17,11,68,847 8 10

* For Face, Purchase and Market Values of each kind of securities held in the Special Funds, please see Appendix No. 16.

† In respect of permanent deposits from lessees.

** Face Value of the securities is Rs. 38,200.

G. V. DAMLE,
Ag. Chief Accountant.

V. L. GIDWANI,
Municipal Commissioner.

APPENDIX No. 6
Statement of Special Funds for 1956—57.

Municipal Fire and Accident Insurance Fund.*			Plant and Machinery Depreciation Fund.		
(Corporation Resolution No. 4572, dated the 4th October 1888, Corporation Resolution No. 4479, dated the 5th October 1914, Corporation Resolution No. 5408, dated the 21st September 1922, Standing Committee Resolution No. 3451, dated the 2nd July 1924, and Corporation Resolution No. 13888, dated the 18th February 1926).			(Corporation Resolution No. 5533 of 1st September 1924).		
	Dr.	Cr.	Dr.	Cr.	
	Rs. a. p.	Rs. a. p.	Rs. a. p.	Rs. a. p.	Rs. a. p.
Balance on 1st April 1956		19,05,746 8 0			30,64,277 13 4
Contributions for the year		7,060 10 0			56,847 0 0
Interest realised during the year		71,300 8 0			
Expenditure incurred during the year	6,453 8 0				
Balance on 31st March 1957 as per Balance Sheet, Appendix No. 5—					
Amount advanced for financing Capital Expenditure	10,30,309 12 5				
Amount held in Securities and Cash	9,47,344 5 7				
	19,77,654 2 0				
Total	19,84,107 10 0	19,84,107 10 0			
* Accumulations in the fund are allowed to Rs. 25 lakhs under C. R. No. 1458 of 1-3-1954.					
Net Premia Fund.			Depreciation Fund for replacement of Plant & Machinery purchased out Loan Funds.		
(Corporation Resolution Nos. 5294, dated the 19th November 1888, No. 9222, dated the 11th December 1893 and No. 5179, dated the 15th November 1906 and Standing Committee Resolution No. 3343, dated the 28th August 1907).			(Corporation Resolution No. 1644 of 14th March 1949).		
	Dr.	Cr.	Dr.	Cr.	
	Rs. a. p.	Rs. a. p.	Rs. a. p.	Rs. a. p.	
Balance on 1st April 1956		52,45,251 8 4			8,00,000 0 0
Sale of water-marked paper		159 0 0			
Expenditure incurred during the year	404 0 0				
Balance on 31st March 1957 as per Balance Sheet, Appendix No. 5—					
Amount advanced for financing Capital Expenditure	26,97,956 1 1				
Amount advanced to repay 5 percent 28 Lakhs Loan	1,29,270 12 0				
Amount advanced for purchase of Plant and Machinery for Municipal Printing Press pending adjustment against the provisions for depreciation in subsequent years	96,177 6 0				
Amount held in Securities and Cash	23,21,602 5 3	52,45,006 8 4			
Total	52,45,410 8 4	52,45,410 8 4			
* Out of this, Rs. 32,52,895 belong to Water Works Account.					
Fines Fund.			Renewal of Road Surfaces Fund.		
(Corporation Resolution No. 1217 of 12th May 1919).			(Corporation Resolution No. 774 of 27th April 1925).		
	Dr.	Cr.	Dr.	Cr.	
	Rs. a. p.	Rs. a. p.	Rs. a. p.	Rs. a. p.	
Balance on 1st April 1956		1,87,673 9 2			27,85,469 13 3
Interest realised during the year		6,590 3 0			93,849 0 0
Net Recoveries of fines during the year		3,374 6 0			2,049 0 0
Expenditure during the year	1,15,056 15 6				
Balance on 31st March 1957 as per Balance Sheet, Appendix No. 5					
Advance for financing Capital Expenditure	93,881 10 4				
Amount held in Securities and Cash	2,98,405 11 3	28,72,068 5 3			
Total Rs.	3,92,344 9 7	3,92,344 9 7			
Garden Fund (a) Victoria Garden.			Garden Fund (b) Other Gardens.		
(Corporation Resolution No. 912, of 1st May 1930).			(Corporation Resolution No. 140 of 5th May 1947).		
	Dr.	Cr.	Dr.	Cr.	
	Rs. a. p.	Rs. a. p.	Rs. a. p.	Rs. a. p.	
Balance on April 1st 1956		3,35,332 8 4			1,04,550 1 0
Recoveries during the year		45,350 5 3			3,421 1 0
Interest realised during the year		11,661 12 0			17,181 13 0
Expenditure during the year	57 4 0				
Balance on 31st March 1957 as per Balance Sheet, Appendix No. 5					
Advance for financing Capital Expenditure	93,881 10 4				
Amount held in Securities and Cash	2,98,405 11 3	3,92,287 5 7			
Total Rs.	3,92,344 9 7	3,92,344 9 7			
	Dr.	Cr.	Dr.	Cr.	
	Rs. a. p.	Rs. a. p.	Rs. a. p.	Rs. a. p.	
Balance on 1st April 1956					1,04,550 1 0
Interest realised during the year					3,421 1 0
Recoveries during the year					17,181 13 0
Balance on 31st March 1957 as per balance Sheet, Appendix 5					
Amount held in Securities and Cash	82,581 2 8	82,581 2 8			
Total Rs.	1,97,638 2 2	1,97,638 2 2			
	Dr.	Cr.	Dr.	Cr.	
	Rs. a. p.	Rs. a. p.	Rs. a. p.	Rs. a. p.	
Balance on 1st April 1956					1,04,550 1 0
Interest realised during the year					3,421 1 0
Recoveries during the year					17,181 13 0
Balance on 31st March 1957 as per balance Sheet, Appendix 5					
Amount held in Securities and Cash	82,581 2 8	82,581 2 8			
Total Rs.	1,97,638 2 2	1,97,638 2 2			

APPENDIX No. 6—(Contd.)

Statement of Special Funds 1955-56.

Levelling, Metalling, etc., Private Streets Fund.
Corporation Resolution No. 9427 of 23rd January 1922 and Corporation Resolution
No. 11147 of 7th January 1926).

	Dr.		Cr.	
	Rs.	a. p.	Rs.	a. p.
Expenditure incurred out of the amount advanced from Plant and Machinery Depreciation Fund as on 1st April 1956 ...	4,21,123	5 10		
Expenditure during the year ...	790	4 0		
Recoveries on account of expenditure during the year ...			20,349	10 0
Interest charges during the year ...	20,749	5 0	976	9 0
Advance from Plant and Machinery Depreciation Fund as at 31st March 1957 ...			4,21,336	11 10
Total Rs. ...	4,42,662	14 10	4,42,662	14 10

Public Monuments Maintenance Fund.

	Dr.		Cr.	
	Rs.	a. p.	Rs.	a. p.
Balance on 1st April 1956 ...			1,74,338	7 0
Balance on 31st March 1957 as per Balance Sheet, Appendix No. 5 ...	1,74,338	7 0		
Total Rs. ...	1,74,338	7 0	1,74,338	7 0

Endowments Fund.

	Dr.		Cr.	
	Rs.	a. p.	Rs.	a. p.
Balance on 1st April 1956 ...			9,97,134	14 5
Interest, Bonus, etc., invested during the year and donations received ...			60,763	6 4
Securities Sold for Construction of Convalescent Home ...	1,99,306	9 0		
Balance on 31st March 1957 as per Balance Sheet, Appendix No. 5 ...	8,58,591	11 9		
Total Rs. ...	10,57,898	4 9	10,57,898	4 9

Hospital Fund.

(Corporation Resolution No. 497 of 15th November 1934.)

	Dr.		Cr.	
	Rs.	a. p.	Rs.	a. p.
Balance on 1st April 1956 ...			15,81,929	12 9
Donations received during the year ...			1,37,663	14 0
Expenditure during the year ...				
Balance on 31st March 1957 as per Balance Sheet, Appendix No. 5 ...				
Amount advanced for financing Capital Expenditure ... 4,93,507 15 3				
Amount held in securities and cash ... 12,26,085 11 6	17,19,593	10 9		
Total ...	17,19,593	10 9	17,19,593	10 9

Slum Service Fund.

(Corporation Resolution No. 930 of 27th February 1936.)

	Dr.		Cr.	
	Rs.	a. p.	Rs.	a. p.
Balance on 1st April 1956 ...			2,47,173	8 3
Interest realized during the year ...			8,911	4 0
Balance on 31st March 1957 as per Balance Sheet, Appendix No. 5 ...				
Amount advanced for financing Capital Expenditure ... 1,18,966 2 10				
Amount held in securities and cash ... 1,37,118 9 5	2,56,084	12 3		
Total ...	2,56,084	12 3	2,56,084	12 3

K. E. M. Hospital and G. S. M. College Equipment Fund.
(Corporation Resolution No. 650 of 3rd December 1935).

	Dr.		Cr.	
	Rs.	a. p.	Rs.	a. p.
Balance on 1st April 1956 ...			2,01,967	2 3
Contribution from Revenue for the year ...			13,279	0 0
Expenditure during the year ...	15,518	0 0		
Balance on 31st March 1957 as per Balance Sheet, Appendix No. 5 ...				
Amount advanced for financing Capital Expenditure ... 34,713 12 0				
Amount held in Securities and cash ... 1,65,014 6 3	1,99,728	2 3		
Total ...	2,15,246	2 3	2,15,246	2 3

G. S. M. College and K. E. M. Hospital Research Fund.

(Corporation Resolution No. 176 of 21st June 1937).

	Dr.		Cr.	
	Rs.	a. p.	Rs.	a. p.
Balance on 1st April 1956 ...			2,31,723	2 7
Received from Unichem Laboratories for research work ...			2,100	0 0
Interest realized during the year ...			7,319	15 0
Expenditure during the year ...	24,140	11 0		
Balance on 31st March 1957 as per Balance Sheet, Appendix No. 5 ...				
Amount advanced for financing Capital Expenditure ... 62,406 11 3				
Amount held in securities and cash ... 1,34,595 11 4	2,17,002	6 7		
Total ...	2,41,143	1 7	2,41,143	1 7

Precast Concrete Slab Pavements Renewal Fund.

(Corporation Resolution No. 612 of 23rd November 1936.)

	Dr.		Cr.	
	Rs.	a. p.	Rs.	a. p.
Balance on 1st April 1956 ...			3,68,811	0 0
Contribution from Revenue during the year ...			36,666	0 0
Balance on 31st March 1957 as per Balance Sheet, Appendix No. 5 ...				
Amount advanced for financing Capital Expenditure ... 1,77,887 11 10				
Amount held in securities and cash ... 2,27,589 4	2,40,547	0 0		
Total ...	4,05,477	0 0	4,05,477	0 0

Fidelity Guarantee Insurance Fund.

(Corporation Resolution No. 1283 of 10th March 1941).

	Dr.		Cr.	
	Rs.	a. p.	Rs.	a. p.
Balance on 1st April 1956 ...			1,21,334	12 6
Net Recoveries during the year ...			9,828	4 0
Expenditure during the year ...	907	10 3		
Interest realized during the year ...			3,879	14 0
Balance on 31st March 1957 as per Balance Sheet, Appendix No. 5 ...	1,34,135	4 3		
Total ...	1,35,042	14 6	1,35,042	14 6

Victoria and Albert Museum Fund.

(Corporation Resolution No. 542 of 21st July 1949)

	Dr.		Cr.	
	Rs.	a. p.	Rs.	a. p.
Balance on 1st April 1956 ...			59,179	11 0
Net recoveries during the year ...			4,453	8 0
Interest realized during the year ...			1,905	13 0
Balance on 31st March 1957 as per Balance Sheet, Appendix No. 5 ...	65,539	0 0		
Total ...	65,539	0 0	65,539	0 0

Welfare Fund.

(Constituted under Section 120A of the Bombay Municipal Corporation Act.)

	Dr.		Cr.	
	Rs.	a. p.	Rs.	a. p.
Balance on 1st April 1956 ...			3,26,854	7 6
Contribution during the year ...			33,517	0 0
Interest during the year ...			10,896	4 0
Net recoveries during the year ...			388	0 0
Expenditure during the year ...	67,898	5 0		
Amount held in securities and cash ...	3,03,757	6 6		
Total Rs. ...	3,71,655	11 6	3,71,655	11 6

APPENDIX No. 6--(Concluded.)

Statement of Special Funds 1956-57.

Provident Fund.		Rs.	a. p.	Rs.	a. p.	Rs.	a. p.	Rs.	a. p.
(Corporation Resolution No. 5598, dated the 7th September 1920)									
Balance on 1st April 1956	...	3,64,24,056	0 6						
Less—Transferred to Trust	...	13,705	5 0						
Amount of Subscriber's Accounts—									
(1) Other than Trust and Education Committee's employees	...	3,64,10,350	11 6	3,64,10,350	11 6				
(2) Trust employees	...	31,41,055	10 0 0						
Add—Transferred from Municipal	...	13,705	5 0 0	31,54,760	15 0	31,54,760	15 0		
(3) Education Committee's Employees	...					1,72,18,764	8 8		
* (4) Suburban Employee	...					26,20,950	0 0		
(5) Excess Interest, Profit on sale of Securities, etc.	...					3,12,660	2 0		
Receipts on account of Subscriptions and contribution during 1956-57 in respect of employees other than Trust and Education Committee's Employees	...	55,42,538	1 0					5,97,17,486	5 2
Deduct—Payments during the year	...	54,87,070	3 0			55,467	14 0		
Interest allowed on Provident Fund accounts of employees other than Trust and Education Committee's employees	...	14,15,337	15 0						
Deduct—Payments during the year	...	37,279	5 0						
Net closing balance transferred to Education fund	...					13,78,058	10 0	14,33,526	8 0
Recoveries on account of Subscriptions and Contributions during 1956-57 in respect of Provident Fund Accounts of Trust Employees									
Deduct—Payments during the year	...	4,83,037	6 0	5,63,196	7 0	Dr. 80,159	1 0		
Interest allowed on Provident Fund Accounts of Trust employees	...	1,18,452	4 0						
Deduct—Payments during the year	...	2,611	8 0			1,15,840	12 0		
Receipts on account of Subscriptions and Contributions during 1956-57, in respect of Provident Fund Accounts of Education Committee's Employees	...	23,30,257	8 0					35,681	11 0
Deduct—Payments during the year	...	44,88,460	3 8			Dr. 21,58,202	11 8		
Interest allowed on Provident Fund Accounts of Education Committee's Employees.	...	5,44,233	2 0					Dr. 16,13,969	9 8
Deduct—Payments during the year	...					5,44,233	2 0		
Receipts on account of Subscription and Contribution during 1956-57 in respect of Provident Fund Accounts of Suburban Employees	...	8,00,152	14 0						
Deduct—Payments during the year.	...	6,70,732	6 0			1,29,420	8 0		
Interest allowed on Provident Fund Accounts of Suburban Employees	...	94,791	8 0						
Deduct—Payments during the year	...	1,826	3 0			92,965	5 0	2,22,385	13 0
Net Interest on Provident Fund Investments realized during the year	...					22,74,837	1 0		
Deduct—Interest allowed at 4 per cent. per annum on Provident Fund Accounts	...								
(1) Employees other than Trust and Education Committee's Employees	...	14,15,337	15 0						
(2) Trust Employees	...	1,18,452	4 0						
(3) Education Committee's Employees	...	5,44,233	2 0						
(4) Suburban Employees	...	94,791	8 0			21,72,814	13 0	1,02,022	4 0
Profit on account of conversion of Securities	...					3,35,577	3 0	3,35,577	3 0
Represents the out standing Amount of Employees' subscription and interest not claimed by the parties for more than 12 years	...							10,316	2 1
Balance on 31st March 1957 as per Balance Sheet Appendix No. 5	...							6,02,43,026	4 7
						6,02,43,026	4 7	6,02,43,026	4 7

* Provident fund of the suburban employees is merged from 1-4-53.

G. V. DAMLE,
Ag. Chief Accountant.

V. L. GIDWANI,
Municipal Commissioner.

APPENDIX No. 7.

Capital Fund Balance Sheet as at 31st March 1957.

LIABILITIES.		Rs.	ASSETS.		Rs.
Loans Outstanding:—			Block Account:—		
Due to Government (Vide details as shown in Appendix No. (11))	...	7,22,40,535 5 0	Loan Funds—		
Due to Public— (Vide details as shown in Appendix No. (11))	...	25,46,67,500 0 0	Property and Assets at original cost as per Appendix No. 8. Rs. 55,16,83,269 0 7		
Advances from Special Funds— (Vide details as shown in Appendix No. (11))	...	72,23,547 5 6	Deduct—Subventions granted for the conversion of privies into water closets, shown below 17,06,989 9 0		
		33,41,31,582 10 6	54,99,76,279 7 7		
Trust Fund Account—			Add—Subventions granted for the con- version of privies into water- closets Rs. 22,97,055 0 0		
Donation from Mr. D. M. Bahadurji. Rs.	3 11 0		Deduct—Expenditure		
Donation from Sheth Shantilal M. Parikh for the establishment of a Blood Bank ... Rs.	15,219 6 0		written off Rs. 5,90,065 7 0 Rs. 17,06,989 9 0		55,16,83,269 0 7
Donation from The Trustees of the late Justice Badruddin Tyabji Memorial Fund for the construction of Orchard House at Victoria Garden ... Rs.	1,694 8 0		Trust Fund—		
Donation from The Chairman of Trustees of the Lotus Trust for the construction of electric crematorium at Chandanwadi Rs.	71 10 0		Expenditure as per Appendix No. 8		53,55,953 11 1
Donation from The Managing Trustee of Shri Ram- kumar Charitable 'X' Ray Institute Trust for Conversion of F Ward Stables into an Insolation Hospital for 80 Beds for T. B. Patients etc. Rs.	51,001 0 0		Worn-out Water Mains Renewal Fund—		
Donation from Reserve Bank of India for construction of a ward 38/40 beds for accommodat- ing their Sick employees in K. E. M. Hospital ... Rs.	49,927 12 0		Expenditure as per Appendix No. 8		9,64,525 14 6
Donation from The Trustees of Shri Anant Nathaji Maharaj Jain Temple towards the cost of construction of a new public convenience. Rs.	1 4 0		Municipal Land and Buildings Fund—		
Donation from Dr. G. V. Deshmukh for providing additional 50 Surgical Beds for Women in the M. G. H. Sion ... Rs.	1,00,000 0 0	2,17,919 3 0	Land purchased and Buildings erected as per Appendix No. 8		43,03,043 6 8
		2,17,919 3 0	Temporary advance to Development Fund		31,77,390 6 0
Advance from S. C. B. for financing the expenditure on Capital Works, etc.	7,34,624 9 5	Investments—		
Surplus—			Sinking Fund—		
CAPITAL ASSETS AT ORIGINAL COST OVER LIABILITIES:—			As per Appendix No. 10		(a) 6,13,32,631 12 10
Sinking Fund on Loans	6,13,32,631 12 10	Loan and Trust Funds—		
Loans Redemption Fund	22,05,90,432 12 9	Amount reserved for capital stores—		1,00,60,276 0 7
Premia on Loans	3,20,848 11 11			
Contributions from Special Funds	8,03,171 0 3			
Do. Revenue for Loan Works Establishment	...	17,869 15 8			
Do. G. I. P. Railway	3,74,000 0 0			
Do. Port Trust	1,56,500 0 0			
Do. Government for Schools...	...	5,00,000 0 0			
Do. Government for widening the Love Grove Bridge	91,234 0 0			
Do. Worn-out Water Mains Renewal Fund	...	9,64,525 14 6			
Do. Land and Buildings Fund	74,80,433 12 8			
Do. Development Fund	1,34,32,075 7 8			
Do. Revenue towards Bai Jerbai Wadia Hospital for Children	7,00,000 0 0			
Do. Trust Fund	53,55,953 11 1			
Do. Trustees Gokaldas Tejpal Charities	...	18,123 10 3			
Grant in aid from Government for widening the road in Colaba division	...	12,975 14 0			
		31,21,50,776 11 7			
Deduct— Assets written off—					
Amount as on 31st March 1956 Rs.	84,60,998 7 9				
Additions during the year	16,78,895 3 6				
		1,01,39,893 11 3			
		30,20,10,883 0 4			
Grand Total ...		63,70,95,009 7 3			63,70,95,009 7 3

(a) For Face, Purchase and Market Values of Securities held in the Sinking Funds, please see Appendix No. 16-A.

* This amount represents Balance on account of Trust Funds and Loan fund.

G. V. DAMLE,
Ag. Chief Accountant.

V. L. GIDWANI,
Municipal Commissioner.

APPENDIX No. 8.

SUMMARY

	Total Capital Expenditure upto 31st March 1956.	Expenditure During 1956-57.	Capital Expenditure upto 31st March 1957.
	Rs.	Out of Loan Funds. Rs.	Rs.
(1) Loan Funds			
I.—General supervision, Collection of Revenue, etc. ...	36,51,278	7,71,185	44,22,463
II.—Water Works ...	29,10,43,329	*2,53,04,189	31,63,47,518
III.—Education, Primary ...	27,98,012	..	27,98,012
IV.—Education, Secondary ...	20,704	..	20,704
V.—Public Health Department ...	1,02,14,029	10,42,869	1,12,56,898
VI.—Medical Relief and Education.	1,25,74,588	5,89,964	1,31,64,552
VII.—Street, Cleansing and Conservancy Road Watering and Halalkhore Service ...	2,82,92,774	38,30,201	3,21,22,975
VIII.—Roads, Drains and Sewers ...	8,99,78,457	12,27,328	9,12,05,785
IX.—Mechanical ...	36,06,802	22,598	36,29,400
X.—Buildings, Land Acquisition and Management ...	4,56,86,007	3,75,104	4,60,61,111
XI.—Fire Brigade ...	26,98,394	16	26,98,410
XIII.—Gardens and Open Spaces ...	38,23,571	17,97,398	56,20,969
XIV.—Markets and Slaughter Houses	96,63,634	3,72,829	1,00,36,463
XV.—Slum Service	14,85,755	7,21,476	22,07,231
XVI.—Measures for Civil Defence...	1,87,149	..	1,87,149
XVII.—Greater Bombay	2,61,180	Cr. 71	2,61,109
Discount and other charges on Loans	50,93,432	3,82,218	54,75,650
Plant and Machinery ...	49,29,563	Cr. 7,62,693	41,66,870
(1) Loan Funds—Total.	51,60,08,658	3,56,74,611	55,16,83,269
(2) Trust Fund			
Works executed	53,55,331	623	53,55,954
(3) Worn out Water Mains Renewal Fund			
Works executed ...	9,64,526	..	9,64,526
(4) Land and Buildings Fund			
Lands purchased and buildings erected	43,03,044	..	43,03,044
Grand Total.	52,66,31,559	3,56,75,234	56,23,06,793

* Exp. of Rs. 7,34,625/- is met out of Advance from S.C.B.

APPENDIX—No. 8

Block Account showing details of Capital Expenditure upto 31st March 1957.

	Total Capital Expenditure upto 31st March 1956.	EXPENDITURE DURING 1956-57.	Total Capital Expenditure upto 31st March 1957.
	Rs.	Rs.	Rs.
I.—GENERAL SUPERVISION, COLLECTION OF REVENUE, etc.			
Works completed (as per Report for 1955-56) ...	20,72,966	...	20,72,966
Works in progress—			
Construction of a timber shed in the Central Stores at DeLisle Road ...	23,900	...	23,900
Conversion of crusher Godown Building at Carnac Bridge for accommodating Municipal Printing Press ...	5,14,190	...	5,14,190
Extension of the Municipal Head Office Building ...	9,82,732	6,08,783	15,91,515
Remodelling of Municipal Central Stores ...	57,490	1,62,402	2,19,892
Total Works in progress ...	15,78,312	7,71,185	23,49,497
I.—General Supervision, etc., Total ...	36,51,278	7,71,185	44,22,463
II.—WATER WORKS, ORDINARY.			
Works completed (as per Report for 1955-56) ...	5,60,11,636	...	5,60,11,636
Works completed—			
Diverting and regrading the existing Tulsi Trolley Track...	3,64,381	...	3,64,381
Providing a 6" main in New Tank Bunder Road (E Ward)	15,598	...	15,598
Measures for preventing frequent bursts on trunk mains inside the City ...	1,00,956	...	1,00,956
Gutting the two 57" steel mains in Tulsi Pipe Line Road between Nardulla Tank Road and Elphinstone Road ...	72,493	...	72,493
Enlarging the existing 4" main in Pitamber Wadi to 9" (G Ward)	40,474	...	40,474
Removing the dead end of 5" main in Koliwada by connecting it to 5" main in Khattar Ali 2nd Lane ...	4,221	...	4,221
Providing a 9" water main in Yadavji Patil Road and Palkhiwadi	40,678	...	40,678
Extension of Dispensary at Ghatkopar ...	13,915	...	13,915
Constructing a cattle pound near the Tansa Lake ...	5,425	...	5,425
Laying a 3" hydrant main in Duart's Wadi off Vithalbhai Patel Road ...	2,670	...	2,670
Laying 9" main in the extension of Worli Sea Face Road and 50ft road parallel to it, Worli Scheme No. 58 ...	23,400	...	23,400
Enlarging the 4" water mains in Narayan Dhuru Street, B Ward to 9" ...	27,738	...	27,738
Enlarging the existing 6" main in Girgaum Road to 12" from Thakurdwar to Charni Road ...	57,012	...	57,012
Enlarging the existing 6" main in Pochkhanwalla Road (East and West) to 15" and 12" (G Ward) ...	1,06,834	...	1,06,834
Laying a 9" main North East Footpath of Haines Road ...	59,497	...	59,497
Enlarging the existing 6" main in the Southern footpath of Love Lane to 12" between Parel Road and Mount Road ...	71,494	...	71,494
Enlarging the 5" and 3" water main in Lamington Road, enlarging the 3" main in Topiwala Lane and Tara Temple Lane ...	37,283	...	37,283
Providing 6" main in Magdala Road (A Ward) ...	9,524	...	9,524
Providing 6" water main in Joshi Wadi (C Ward) ...	6,078	...	6,078
Providing an additional 9" water main in Woode house Road from Colaba Road to Cuff Parade Junction—Foreshore Road (A Ward) ...	65,823	...	65,823
Providing a 6" water main in the Northern and southern footpaths of King Edward Road between Parel Tank Road and Tokersi Jivraj Road (F Ward) ...	21,696	...	21,696
Works completed ...	11,47,190	...	11,47,190
II.—Water Works—Works completed—Grand Total ...	5,71,58,826	...	5,71,58,826

APPENDIX No. 8—Contd.

	Total Capital Expenditure upto 31st March 1956.	EXPENDITURE DURING 1956-57.	Total Capital Expenditure upto 31st March 1957.
	Rs.	Rs.	Rs.
II—Water Works—Brought over ...	5,71,58,826	...	5,71,58,826
Works in progress—			
Laying a 6" water main in Cinema Road behind Metro Cinema.	16,660	6	16,666
Constructing a store-room for meter, spare parts and a carpentry Section at Maintenance Workshop at DeLisle Road ...	30,609	Cr. 3,592	27,017
Providing new water mains in Mahim District ...	2,04,017	478	2,04,495
Repairing and extending the Trolley Track in various syphons of the duct line outside Bombay ...	1,18,450	...	1,18,450
Treating further portion of the 57" Steel mains in Sleater Road from Nana's Chowk to Falkland Road with reinforced gunite ...	3,98,932	...	3,98,932
Housing accommodation for emergency gangs for the labour staff in the outside City Division ...	2,45,648	...	2,45,648
Improving the water supply in localities in B Ward—laying water mains in Masjid Bunder Road Sandhurst Road, etc.	2,05,029	2,780	2,07,809
Providing concrete blocks under steel mains outside City at places where they are badly corroded ...	13,78,294	21,306	13,99,600
Providing hydrants in roads where there are no hydrants or where additional hydrants are necessary ...	1,10,606	14,177	1,24,783
Providing venturi meters on Trunk outlets and inlets and Distributory mains in the various parts of the City	1,58,058	...	1,58,058
Additional floor over Chawkidar's quarters at G Ward at DeLisle Road	7,345	...	7,345
Enlarging the 5" main in Falkland Road Low level to meet 9" main in Sleater Road	Cr. 147	...	Cr. 147
Providing auxiliary Sluice Valves on daily operated cross connections Valves, etc.	40,408	640	41,048
Repairing leaks along the Tansa Duct Line	15,98,454	...	15,98,454
Providing 24" cross connections between inlets and outlet mains of Malabar Hill Reservoir at Harvey Road	88,088	...	88,088
Providing by-pass arrangements on large sized sluice valves on important water mains at the various parts of the City	5,284	...	5,284
Providing cross connections and sluice valves for adequate Fire Service	38,087	175	38,262
Laying water main in Sion-Matunga Scheme No. 6	2,48,393	139	2,48,532
Laying 24" 18" for 12" water meter from 48" Tansa main near Kol-wada Station for Antop Hill Wadala Area	99,248	...	99,248
Providing a 6" C. I. main with 3" C. I. branches from 9" main in Maulana Abdul Gaffarkhan Road up to dead end of the existing 6" main in Worli Koliwada (G Ward) ...	64,541	1	64,542
Providing a 6" 3" 6" water main in Bhendi Gully off Harischandra Goregaonkar Road ...	4,586	...	4,586
Enlarging all the 3" 4" water main in A Ward to Suitable sizes. Measures to prevent frequent bursts on the 24" Vehar Main at Kurla ...	1,68,463	3,542	1,72,005
Protective measures to the trunk mains and the slopes on the Eastern Side of Malabar Hill ...	19,066	Cr. 1,293	17,773
Conversion gradually of an adequate number of underground hydrants out of the existing underground hydrants into stand post hydrants to prevent pollution of the water supply in the city	62,568	...	62,568
Providing water mains with hydrants etc., in the layout of Road 5 in Scheme No. 57 Sewri Wadala ...	1,20,930	Cr. 14	1,20,916
Providing a 12" water main in Dada Kumbharwala Lane ...	2,74,871	151	2,75,022
Enlarging the existing 3" main in Wellington Street and extending it to Lohar Street Cross Lane ...	28,998	...	28,998
Enlarging the existing 3" main in Wellington Street and extending it to Lohar Street Cross Lane ...	17,812	...	17,812
Protection of 57" Tansa Steel mains in the City ...	11,65,507	81,918	12,47,425
Laying a 30" main from the 57" West main along Globe Mill Passage Road No. 5B, Worli Road upto junction of Cade Road and Chowney Gully ...	5,56,558	Cr. 7	5,56,551
Laying water mains in the roads of the proposed layout for the Worli Neighbourhood unit at work ...	55,215	...	55,215
Enlarging the existing 6" main in Parel Tank Road to 9" ...	1,17,418	9,682	1,27,100
Renovating the 6 Units chawl at Babulla Tank ...	17,538	Cr. 5	17,533
Providing storage tank with electric Pumping Unit for the meter testing shop at DeLisle Road ...	18,310	...	18,310
Enlarging the 3" water main at Khara Tank Street to 12" ...	33,924	13	33,937
Enlarging the existing 4" main in Mahew Road to 9" from French Bridge upto New Queen's Road ...	38,152	Cr. 3	38,149
Enlarging the existing 6" water main in Khetwadi Back Road to 12" ...	1,34,909	141	1,35,050
Laying 6" water main in Khetwadi 11th Lane ...	4,960	...	4,980
Providing two additional outlets at level 360 T.H.D. in the Tansa Dam	14,91,542	1	14,91,543
Enlarging the existing 2" water main to 6" in Madhavpura Street (E Ward) ...	2,138	...	2,138
Laying out a garden at the Bishop's Lodge site at Malabar Hill.	31,264	...	31,264
Strengthening the electric cables at Bhandarwada Hill Reservoir Control Room ...	55,116	3,780	58,896
Providing Park for visitors on hilltops adjoining Vehar Garden...	23,236	...	23,236
II—Water Works—Works in progress—Carried forward	94,99,105	1,34,016	96,33,121
II—Water Works—Carried forward ...	5,71,58,826	...	5,71,58,826

APPENDIX—No. 8—Contd.

	Total Capital Expenditure upto 31st March 1956.	Expenditure during 1956-57.	Total Capital Expenditure upto 31st March 1957.
	Rs.	Rs.	Rs.
II—Water Works—Carried forward ...	5,71,58,826	...	5,71,58,826
II—Water Works—Works in Progress—Brought over ...	94,99,105	1,34,016	96,33,121
Extending and remodelling of a Store house at Ghatkopar ...	28,257	...	28,257
Strengthening of Tansa Dam ...	64,46,680	2,14,288	64,60,928
Providing a 6" water main in Mogul Lane (G Ward) ...	17,991	8	17,999
Filling up with earth the Municipal land east of 48" old Tansa main at Ghatkopar ...	29,551	2	29,553
Enlarging the existing 6" main in Khetwadi Main Road to 12" ...	1,42,737	2,078	1,44,815
Laying a 9" main in Ripon Road from Bellasis Road to Morland Road ...	81,610	Cr. 16	81,594
Enlarging the 6" water main in western footpaths of Clare Road and extending it to join the 36" main ...	84,982	...	84,993
Replacing the portion of syphon No. 6 between Kapurwadi and Pokhran ...	64,235	...	64,235
Laying a 12" main in Shankarao Pupala Road (E Ward) ...	63,533	5	63,538
Re-modelling the workshop and yard at Ghatkopar ...	21,646	...	21,646
Construction of a Pavilion at Tansa ...	10,351	Cr. 2	10,349
Conversion of N. P. Hydrants into S. P. Hydrants at Bhandarwada Hill Reservoir and Malabar Hill Reservoir ...	1,595	27,525	29,120
Construction of a 7 unit quarter for sluiceman at Malabar Hill Reservoir ...	22,423	Cr. 27	22,396
Laying 6" water main in the portion of Gymkhana Road at Telang Road, Matunga ...	10,976	...	10,976
Providing water mains for Antop Village Housing Scheme for non-schedule staff of B.P.T. ...	51,729	...	51,729
Laying 9" hydrant main in Scottish Orphanage Lane and Bhandar Gully ...	25,207	57	25,264
Extending the 6" main in Anantwadi connecting the 9" main in Fanaswadi through Jagannath Jigra compound ...	5,090	Cr. 89	5,001
Laying 6" main in Nawab Tank Road ...	8,667	13	8,680
Laying a 3" hydrant main in Chaubal Lane off Vithalbai Patel Road ...	2,874	Cr. 9	2,865
Laying a 3" hydrant main in the lane opposite Soman Building off Girgum Road ...	2,494	...	2,518
Laying 24" main in Mint Road and Frere Road from Elphinstone Circle to Fort Street ...	1,23,938	16,449	1,40,387
Laying a 24" main in Charni Road from Khetwadi to Sadhurast Road ...	59,878	Cr. 93	59,785
Extension of Tuisi Trolley Track ...	43,890	...	43,890
Provision of sanitary conveniences for the Labour Staff working in Outside City Division ...	13,125	569	13,694
Constructing the approach road to Hanging Gardens from Babulath Road to Gibbs Road ...	16,400	...	16,400
Laying the 12" W. M. with 10 hydrants in Lady Hardinge Road. Laying water main in Proctor Road Cross Lane and connecting it to 6" main in Proctor Road and the 4" main in Fire Brigade and transferring the existing connection of the house thereon ...	35,699	17,434	17,829
Shifting of daily operated S. V. in roads under heavy traffic ...	3,573	...	3,610
Extension of 6" main in Telwadi through Satfa Gully
Conversion of a daily operated sluice valve of hyeover 12" into electrically operated ones ...	Cr. 16	...	Cr. 16
Resurfacing the pathways at Malabar Hill Reservoir and Bhandarwada Hill Reservoir Gardens with soil cement ...	17,886	Cr. 3,410	14,476
Adding first floor to Mali's Quarters at Siri Roads ...	2	...	2
Providing a 4" water main for gardening purposes at Malabar Hill ...	4,723	...	4,723
Enlarging the existing 6" main in Shaikh Memon Street to 12" between Kalbadevi and Princess Street ...	35,467	24,137	59,604
Providing an additional bay and a floor over the mechanic's shop in the Maintenance Workshop at DeLisle Road ...	32,590	4,674	37,264
Extending the 5" main in Mangalwadi (D Ward) ...	3,903	...	3,903
Enlarging 18" water main in Yeer Nariman Road (Churchgate Street) to 24" from Flora Fountain to Elphinstone Circle ...	65,282	10,487	75,769
Laying 3" hydrants mains in Sonapur Cross Lane ...	5,924	Cr. 28	5,896
Laying 3" hydrant main in Sorabji Santoke Lane ...	3,633	...	3,633
Extending 6" main with hydrants on tin Road No. 50 of Scheme No. 57 (Sewri Wadala) ...	5,067	Cr. 1	5,066
Proposed public garden at Powai ...	69,198	73,525	1,42,723
Providing 5" water mains with hydrants in Cavell Street Cross Lanes (Nos. 2, 4, 5 and 9) ...	24,713	51	24,764
Laying 5" main in Ripon Road Cross Lane to be connected to the 6" main in Ripon Road ...	4,907	44	4,951
Laying 6" water mains in Falkland Road 5th, 7th and 8th Cross Lanes ...	14,522	5	14,527
Laying 6" water main in public passage off Durga Street ...	4,622	38	4,660
Laying a 6" water main in road leading to Kala Killa off Dharavi Road ...	7,469	...	7,469
II—Water Works—Works in Progress Brought Over ...	1,70,31,236	5,22,300	1,75,53,536
II—Water Works—Carried forward ...	5,71,58,826	...	5,71,58,826

APPENDIX No. 8—(Contd.).

	Total Capital Expenditure upto 31st March 1956.	EXPENDITURE DURING 1956-57.	Total Capital Expenditure upto 31st March 1957.
	Rs.	Rs.	Rs.
II—Water Works Carried forward ...	5,71,58,826	...	5,71,58,826
II—Water Works—Works in Progress Carried forward ...	1,70,31,236	5,22,300	1,75,53,536
Construction of a BEST Sub. Station for Malbar Hill Reservoir...	2	...	2
Laying 6" main in East Footpath of Queen's Roads from Veer Nariman Road to 1st Marine Street ...	46,666	213	46,879
Combined structure for storage of Steel Cement, hoses and cateen in the maintenance yard ...	17,812	...	17,812
Laying 6" main in Dabholkar Wadi off Parel Tank Road ...	7,234	...	7,234
Laying 3" hydrant main in Nabiulla Road ...	2,741	...	2,741
Laying 3" hydrant main in Jambulwadi ...	3,097	...	3,097
Laying 6" main in Lad Wadi ...	2,992	...	2,992
Laying 6" water main in Kolbhat 1st Cross Lane ...	5,160	...	5,160
Laying 5" water main in Gavli Wadi ...	3,889	20	3,909
Providing an 18" electrically operated S. V. on 32" main in Grant Road ...	15,810	1,910	17,720
Enlarging the existing 6" main to 21"-18" in Kandawadi Lane and connecting it to 24" main in Girgaon Road and 18" main in C. P. Tank Road ...	1,32,351	12,723	1,45,074
Construction of 4 unit chawl at B. H. R. for Sluicement and Chawiwalas ...	5,259	3,939	9,198
Laying 6" main in Mutter Gully ...	2,803	Cr. 186	2,617
Laying 6" water main in Hargovind Desaiwadi from Bhaskar Lane to Kumbhartukda Lane ...	6,500	Cr. 208	6,292
Construction of W.C. Block at Sir Pheroze Shah Mehta Gardens at M. H. R. ...	107	210	317
Laying a 30" water main along Queens Road and 1st Marine Street to Dhobi Talao ...	73,250	44,222	1,17,472
Repairs to Piers and Foundations of the Bridge over Bandra Creek	117	81	198
Laying a 30" water main in Foreshore Road, Colaba from junction F Road to junction Wodehouse Road ...	1,43,577	1,25,135	2,68,712
Laying a 12" water main in Drl Viegas Street ...	29,976	10,747	40,723
Laying 6" water main in Road connecting Gokhale Society Lane and Dr. Batliwalla Road ...	5,293	450	5,743
Laying 6" main in Lohar Chawl from Cadell Road to Balamia Road ...	5,255	155	5,410
Laying 6" water main in Suparibaug Cross Road from Suparibaug Road to Aimal Merwanji Road ...	13,844	269	14,113
Laying a 6" water main in Paul Street from Vincent Road East to Road No. 2 Naigaum Estate ...	4,218	626	4,844
Laying a 6" water main in Bhojat Galley from Lady Hardinge Road to Manmala Tank Road ...	9,871	212	10,083
Extending 5" main in Gokuldas Pasta Road by 6" one to meet the 9" main in Vincent Road ...	296	258	554
Laying 6" water main in passage between Forjet Street in Gowalia Tank Road ...	11,372	...	11,372
Extending and enlarging the 4" main in Bruce Street to 6", off Mahatma Gandhi Road ...	17,050	269	17,319
Laying 9" main in Juckeria Bunder Road from Reay Road to Sewri Station Road junction Sewri Bazaar Road ...	24,591	7,733	32,324
Providing Scour Valves and cross connection to the existing water main in the City (North) ...	3,992	443	4,435
Enlarging the existing 4" main in Arthur Road to 9" ...	17,844	5,215	23,059
Enlarging 12" water main in Carnac Road to 24" from Dr. Dada-bhoy Nawroji Road to Girgaum Road ...	19,729	1,08,539	1,28,268
Laying an 18" main for Cune Parade for the Army, Navy and Tata Institute of Fundamental Research ...	2,122	1,81,227	1,83,349
Laying a 9" main in Temkar Street from junction Grant Road to junction Bellasis Road for a length of about 1,910 feet ...	4,043	25,877	29,920
Enlarging 6" water main in Girgaum Road, and Vithalbai Patel Road to 9" (from Opera House to Chani Road.) ...	38,839	36,497	75,336
II.—W. W. Works in progress—Carried forward...	1,77,08,938	10,88,876	1,87,97,814
II.—Water Works—Carried forward ...	5,71,58,826	...	5,71,58,826

APPENDIX No. 8.—Contd.

	Total Capital Expenditure upto 31st March 1956.	EXPENDITURE DURING 1956-57.	Total Capital Expenditure upto 31st March 1957.
	Rs.	Rs.	Rs.
II—Water Works—Carried forward ...	5,71,58,826	...	5,71,58,826
II—Water Works in progress—Brought over ...	1,77,08,938	10,88,876	1,87,97,814
Provision of quarters at Tulsi Lake for chlorinating staff	44	44
Providing lighting arrangement at Kamla Nehru Park and ladies and children's Garden at Malbar Hill	19,047	19,047
Guniting portion of 57" Tansa mains between Marol and Santa Cruz	725	725 (1)
Enlarging the 4" main in 2nd Fanaswadi to 6"	7,185	7,185
Laying 6" water main in Gymnasium Road (A Ward)	8,820	8,820
Laying 6" water main in Bap'y Road and Bap'y Road Cross Lane	6,640	6,640 (2)
Laying 6" main in the Lane off Ranade Road Extension	2,068	2,068
Construction of a summer house at Sir Pherozshah Mehta Gardens	3,080	3,080 (3)
Laying a 12" water main in Mughbat Lane for 21" main in Khadilkar Road and to connect it to the 6" main in Pimpalwadi Cross Lane	31,255	31,255 (11)
Laying 12" water main in Fanaswadi	41,526	41,526
Enlarging the 9" water main in Mount Road to 12"	53,792	53,792 (15)
Laying an 18" water main in Keshavji Naik Road and Dr. Meishri Road	26,961	26,961 (16)
Enlarging the 72" dia. Tansa water main to 96" dia. between Kasheli Anchor Block to Kapurbavdi Anchor Block	* 10,44,955	10,44,955 (17)
Enlarging the existing 4" main in Bhawanishankar Cross Road to 6"	Cr. 45	Cr. 45 (18)
Extending the existing 6" main in Mahella Patel Agiary Lane to meet 6" main in Grant Road	5,007	5,007 (19)
Enlarging 5" main to 9" in old Bengalipura Street	11,697	11,697 (21)
Laying a 4" Hydrant main in Telli Gully	1,526	1,526
Laying 6" main in Pednekar Wadi off Sayani Road	4,854	4,854 (24)
Connecting water mains along Lakhamsi Nappoo Road and Sir Bhalchandra Road with 32" Vehar Main	12,270	12,270
II W. W. ordinary—Total works in progress ...	1,77,08,938	23,70,283	2,00,79,221
AUGMENTATION OF THE CITY'S WATER SUPPLY— VAITARNA-cum-TANSA SCHEME—			(25)
I.—Survey ...	93,591		93,591
II.—Preliminary Works ...	20,60,057	Cr. 9,908	20,54,149
III.—Land Acquisition ...	10,47,700	7,992	10,55,692 (26)
IV.—Dam and appertenant Works ...	6,06,18,808	20,53,949	6,26,72,757
V.—Tunnels and Appertenant Works ...	1,63,97,120	Cr. 5,76,313	1,58,20,807
VI.—Laying of pipe line ...	5,44,29,240	1,51,57,246	6,95,86,486 (27)
VII.—Quarters, Store houses, Offices ...	7,09,603	Cr. 295	7,09,308
VIII.—Miscellaneous ...	34,23,929	2,10,504	36,34,433
IX.—Supervision Charges ...	56,73,449	6,99,557	63,73,006 (28)
Total—V.C.T. Scheme ...	14,44,53,497	1,75,42,732	16,19,96,229 (29)
IMPROVING THE DISTRIBUTION SYSTEM IN THE CITY— INLETS TO SERVICE RESERVOIR (FOR M. H. R. AND B. H. R.)—			(30)
(a) A 72" main between Nana's Chawk and M. H. R. with its cross connection ...	18,91,340		18,91,340 (31)
(b) 96" main from Powai to Mahim ...	1,04,12,244	16,29,318	1,20,41,562
(c) Laying a 48" new outlet from M.H.R. for Serving Kalbadevi area with its distributories ...	20,82,871	Cr. 49,327	20,33,544 (32)
(d) Laying a 48" new outlet from Malbar Hill Reservoir upto Flora Fountain to serve the Fort Area ...	23,92,069	Cr. 26,103	23,65,966
(e) 72" > 57" main from Mahim to Worli Naka extended by 48" main from Worli Naka to Haines Road junction T. P. Road ...	20,65,946	13,47,776	34,13,722 (33)
(f) 48" main from Futka Tank to B. H. R. connected with 57" main in Dharavi from Mahim to Futka Tank (57" > 48" main from Mahim to B.H.R.) ...	14,69,062	13,17,338	27,86,400 (34)
TOTAL—IMPROVING THE DISTRIBUTION SYSTEM IN THE CITY ...	2,03,13,532	42,19,002	2,45,32,534
Remodelling the distribution system in the City.			(35)
(1) Laying 12A" main along Hansali Tank Road and Asha Lane between Tulsi Pipe Line Road and Cadell Road (3,700 R.ft.) ...	1,01,532	1,39,004	2,40,536
(2) Laying a 24" main in Gokhale Road and Lady Jamshedji Road, from Globe Mill Passage to Sitla Devi Temple Road (11,000 R.ft.) ...	4,28,780	4,07,123	8,35,903
(3) Laying a 12" main in Road 'D' on Shivaji Parki (3,600 R.ft.) ...	59,361	4,523	63,884
(4) Providing a 12" cross connection between the 9" main in Bhawanishankar Road (south) and 2-57" East and West Tansa mains at Junction Gokhale Road (2,000 R.ft.) ...	233	1,341	1,574
(5) Providing a 12" cross connection in Keluskar Road between the 2-57" East and West Tansa Mains at Lady Jamshedji Road and the existing mains in Keluskar Road (500 R.ft.) ...	10,194	2,566	12,760
(6) Providing a 9" cross connection between proposed 72" Inlet main on Tulsi Pipe Road and 9" main in Mia Mahome Chotani Road (50 R.ft.)
Remodelling the distribution system in the city—Total Carried over ...	6,00,100	5,54,557	11,54,657
II—W. W. Carried forward ...	5,71,58,826	...	5,71,58,826

* Exp. of Rs. 7,34,625/- is met out of Advances from S.C.B.

APPENDIX No. 8—contd.

	Total Capital Expenditure upto 31st March 1956.	EXPENDITURE DURING 1956-57.	Total Capital Expenditure upto 31st March 1957.
	Rs.	Rs.	Rs.
II.—W. W. Carried forward ...	5,71,58,826	...	5,71,58,826
Remodelling the distribution system etc., Brought Over...	6,00,100	5,54,557	11,54,657
(7) Making a 12" cross connection between 12" Mori Rod main and the proposed 72" Inlet main at Tulsi Pipe Road (50 R.ft.)
(8) Laying a new 36" Bycula Outlet from B. H. R. upto Mount Road junction Love Lane (1,700 R.ft.) ...	52,306	96	52,402
(9) Laying a 24" main in Mount Road to connect the new 36" outlet with the 15" main Victoria Road (2,500 R.ft.) ...	57,700	88	57,788
(10) Laying a 24" main in New Nagpada Road to connect the 32" main in Parel Road (1,700 R.ft.)	8,418	8,418
(11) Laying a 24" main in Sukhlaji Street and Moreland Road to connect the 32" main in Grant Road and the 36" main in Souter Street (4,700 R.ft.)	94,707	94,707
(12) Laying a 24" main from B. H. R. to connect with the existing 24" main in Wadi Bunder Road (1,300 R.ft.) ...	29,442	44,852	74,294
(13) Laying a 24" main along Lady Hardinge Road between the Tulsi Pipe Road and Cancell Road (3,200 R.ft.) ...	9,151	16,414	25,565
(14) Laying a 24" main along Sayani Road between Tulsi Pipe and Cadell Road (3,200 R.ft.) ...	82,290	1,64,693	2,46,983
(15) Laying a separate 24" steel main outlet from elevated tank to Dockyard Road ...	23,990	55,204	79,194
(16) Laying a 18" C. I. main in Nesbit Road to connect the new 36" Bycula Outlet and the 32" and 14" mains in Parel Road (2,000 R.ft.)
(17) Laying a 18" C. I. main in Love Lane to connect the new 36" Bycula outlet on the 14" main in Parel Road (3,000 R.ft.)	15,754	15,754
(18) Laying a 15" C. I. main along Ghorupdeo Road and Cannought Road to connect the proposed 24" main in Mount Road with the 14" and 12" mains in Parel Road (4,400 R.ft.)
(19) Structural alterations in the Old Control Room at B.H.R. and the openings in the existing compartments of the Reservoir and provision of staff quarters
(20) Laying a 30" main along Annie Besant Road and Hornby Vellard between Worli Naka and Hornby Road Junction Clerk Road ...	1,99,642	6,170	2,05,812
(21) Laying a 48" outlet main and converting the existing 32" Tansa inlet main into outlet main to serve the Tardeo Warden Road and Gowalia Tank Road (600 R.ft.)	75,573	75,573
(22) Laying a 24" feeder main in Gowalia Tank Road from Nana's Chowk to Kemp's corner (2,000 R.ft.) ...	9,120	...	9,120
(23) Laying a 18" main in Tardeo Road from Hornby Vellard upto Tardeo Tram Terminus (3,600 R.ft.) ...	1	...	1
(24) Converting the 12" Syphon main in Ridge Road into Pump supply main from Melabar Hill Reservoir by laying 15" pipes. (1,500 R.ft.)	5,517	5,517
(25) Laying a 12" main in Neapean Sea Road and (2,700 R.ft.) ...	49,191	1,780	50,971
(26) Laying a 12" main in Gibbs Road and Forjet Street and 9" main in Altamount Road. (4,200 R.ft.-12" and 1,000 R.ft.-9") ...	62,419	37,304	99,723
(27) Laying a new 48" Mandvi, Pydonic, Kumbharwada outlet main from the B. H. R. and Babula Tank Road upto junction Rahimtula Road (4,509 R.ft.) ...	1,87,189	54,956	2,42,145
(28) Laying a 30" main in Grant Road from Ibrahim Rahimtoola Road to Trimbak Parshram Street. (3,000 R.ft.) ...	74,973	914	75,887
(29) Laying a 24" main in Jakeria Masjid Street from the New 48" Mandvi outlet and Babula Tank Road to connect with the 15" main in Carnac Road (5,600 R.ft.)	317	317
(30) Laying a 24" main in Trimbak Purshram Street to connect the new 30" outlet in Grant Road with the 24" main in Vallabhbhai Patel Road (1,500 R.ft.)
(31) Laying a 12" main in Walkeshwar outlet from M. H. R. along Siri Road to join with the existing 12" main in Walkeshwar Road ...	24,731	4,792	29,523
Total—Remodelling Work in progress ...	14,62,245	11,42,106	26,04,351
<i>Master Plan for Distribution of Water Supply in the City.</i>			
(a) Preliminary Works	10,714	10,714
(b) Land Acquisition	19,256	19,256
(c) Construction of service reservoirs and overhead tanks
(d) Laying mains	96	96
(e) Filtration Plants
(f) Renovation of Duct
Total.—Master Plan	30,066	30,066
Total—Works in progress ...	18,39,38,212	2,53,04,189	20,92,42,401
Grand Total ...	24,10,97,038	2,53,04,189	26,64,01,227
Tansa Triplication works completed (as per report 1948-49) ...	4,99,46,291	...	4,99,46,291
II.—Water Works Total ...	29,10,43,329	2,53,04,189	31,63,47,518

APPENDIX No. 8—Contd.

	Total Capital Expenditure upto 31st March 1956.	EXPENDITURE DURING 1956-57.	Total Capital Expenditure upto 31st March 1957.
	Rs.	Rs.	Rs.
III.—EDUCATION—PRIMARY.			
SCHOOL BUILDINGS—	127,98,012	...	27,98,012
IV.—EDUCATION—SECONDARY.			
Works Completed	20,704	...	20,704
IV.—Education-Secondary Total	20,704	...	20,704
V.—PUBLIC HEALTH.			
Works completed (as per Report 1955-56)	17,52,500	...	17,52,500
Works completed—			
Constructing an underground S. W. Drains and Providing C. C. passage at Tank Bunder Cemetery	31,478	...	31,478
Total.—Works completed	17,83,978	...	17,83,978
Works in Progress—			
Construction of a Swimming Pool at Shivaji Park	11,44,240	45,372	11,89,612
Extension of Hindu Cemetery No. 74 at Worli	1,03,442	295	1,03,737
Acquisition of land occupied by Milch Cattle Stables in the City of Bombay	68,99,794	9,86,392	78,86,186
Construction of a Building for an electrically operated crematorium at Chandanwadi	2,82,548	10,806	2,93,354
Providing creche and nursery at Palton Road Chawls	27	4	31
Total—Works in Progress	84,30,051	10,42,869	94,72,920
V.—Public Health—Total	1,02,14,029	10,42,869	1,12,56,898
VI.—MEDICAL RELIEF AND EDUCATION.			
Works completed (as per Report for 1955-56)	84,70,112	...	84,70,112
Works in progress—			
Additions and alterations to V. D. Clinic Building at Bellasis Road	45,969	...	45,969
Construction of a Badminton Court and one Canteen for the students of the G. S. Medical College	60,327	...	60,327
The work of constructing two new buildings and carrying out additions and alterations on the existing building occupied by the Powells Laboratory, etc., at the Bai Yamunabai L. Nair Hospital—			
Constructing a building with ground and 4 upper floors on the open plot of land outside the compound of the Nair Hospital for the Dental College and clinic and for the quarters for the staff of the Nair Hospital	4,50,291	...	4,50,291
Constructing a building with ground and 4 upper floors on the site of the existing godown at the Nair Hospital for the accommodation of 100 beds and quarters for the staff on the 4th floor.	3,49,790	...	3,49,790
Converting the existing Casualty Department into dispensary at the Nair Hospital	3,162	...	3,162
Construction and equipment of a building for accommodating 60 beds for Female patients in the compound of R. P. T. B. Hospital, Sewri	75,908	8,424	84,332
Works at R. P. T. B. Hospital—			
(i) Construction of a drying shed
(ii) Additions and alterations to the existing mortuary	16,520	...	16,520
(iii) Additions and alterations to the existing R.M.O.'s Quarter
(iv) Construction of two additional floors over the existing Nurses Quarters at R.P.T.B. Hospital.	18,311	80,900	99,211
Purchase of equipment and additions and alterations to Indian military Hospital at Dharavi (Municipal Group of Hospitals at Sion)—			
(i) Expenditure in connection with taking over the Indian Military Hospital at Dharavi	2,69,040	...	2,69,040
Total—Works in progress carried forward	12,89,318	89,324	13,78,642
VI.—Medical carried forward	84,70,112	...	84,70,112

† Inclusive of Government Share of contribution of Rs 5 lakhs Further expenditure is being incurred under Budget 'E'.

‡ Exclusive of Rs. 30,000 expended out of the donation from Sir Ibrahim Rahimtoola, Kt., for combined School and Dispensary at Sandhurst Road and of Rs. 27,268-8-0 expended out of the amount received from Governor's Hospital Fund which was credited to the work of construction of one new ward for small-pox unit at Arthur Road Hospital.

* Expenditure amounting to Rs. 1,10,000 is booked under Trust Fund.

APPENDIX No. 8—Contd.

	Total Capital Expenditure. upto 31st March 1956.	EXPENDITURE DURING 1956-57.	Total Capital Expenditure upon 31st March 1957.
	Rs.	Rs.	Rs.
VI.—Medical Brought forward ...	84,70,112	...	84,70,112
Works in Progress—Brought forward ...	12,89,318	89,324	13,78,642
(ii) Addition and alteration to the existing structures at the Municipal Group of Hospitals at Sion ...	1,59,825	...	1,59,825
(iii) Do. to the existing structures for housing Nurses and Sisters ...	80,852	...	80,852
(iv) Converting one ward into quarters of M.S., A.M.O. and two Casualty Officers ...	34,471	...	34,471
(v) Laying 9" pipe sewer ...	7,339	...	7,339
(vi) Additions and alterations to the existing structures Nos. T/66, T/67, T/19, T/75, T/76 and waiting shed for patients at Municipal Group of Hospitals at Sion ...	1,37,968	...	1,37,968
(vii) Additions and alterations in the existing structures Nos. T/73, T/74 for converting them into Hospital Wards so as to accommodate additional 100 beds at M. G. H. at Sion ...	39,464	...	39,464
(viii) Additions and alterations to the existing structure Nos. T/61, T/62, T/63, T/64 and T/69 to accommodate labour staff at M. G. H. Sion ...	1,98,436	...	1,98,436
(ix) Additions and alterations to structures No. T/81 ...	7,125	...	7,125
Purchase of furniture for N. H. Dental College ...	68,067	...	68,067
Purchase of equipment for N. H. Dental College ...	3,27,801	2,686	3,30,487
Improvement in Water Supply at K. E. M. Hospital ...	19,415	2,867	22,282
Additions and alterations on the ground floor and addition of 1st floor to the X-Ray Therapy Department at the K. E. M. Hospital
(i) Additions and alterations on the ground floor only ...	67,143	243	67,386
Construction of permanent buildings at M.G.H. Sion
(1) Construction of building No. 1 comprising of basement and ground floor ...	2,57,276	79,261	3,36,537
(2) Cost of land for outright payment ...	5,76,900	...	5,76,900
(3) Construction of Building No. 2 ...	97	833	930
Acquisition of land in C.S. No. 1598 of Byculla Division for the extension of Bai Yamunabai L. Nair Charitable Hospital and T. N. M. College ...	3,66,785	56	3,66,841
Providing 2 additional floors over the existing R.P.T.B. Hospital Building at Sewri ...	3,84,806	90,682	4,75,488
Acquisition of C.S. No. 1597 part of Byculla Division for the extension of B. Y. L. Nair and T. N. M. Building ...	192	75,202	75,394
Providing three additional Maternity Homes with equipment
(i) (a) Construction of a Clinic and Maternity Home on Plots Nos. 185 and 189 in Naigaum Estate ...	304	...	304
(b) Construction of Staff Quarters on Plot No. 190 for the proposed Clinic and Maternity Home on Plots Nos. 185 and 189 Naigaum Estate	71,615	71,615
(ii) Construction of maternity home on Plot No. 150 (Part B) off Miya Mohamed Chhotani Road, Mahim
(iii) Acquisition of land for a Maternity Home for Colaba area bearing C.S. Nos. 1-134 and 1-A-134 of Colaba Division
Providing a lift for the main Hospital at B. Y. L. Nair Hospital. Proposed Hostel accommodation at Haji Ali Park for 120 male students of T. N. M. College ...	93	802	895
Conversion of F Ward Stables into T. B. Isolation Ward and a clinic ...	329	16	345
Providing and laying gas mains for the supply of gas to Municipal General Hospital Sion with internal Gas Fittings ...	27,151	1,23,296	1,50,447
Purchase of various articles for the cordiology dept., of B. Y. L. Nair Hospital ...	36,641	3,846	40,487
Construction of two additional floors over the existing skins and Venereal diseases departments in the B. Y. L. Nair Charitable Hospital ...	2,628	31,821	34,449
Construction of an additional floor over Ward pavilion No. 1 and 5 at K. E. M. Hospital for a Ward of 40 Beds for Children ...	14,012	16,737	30,749
Providing high capacity power circuits for heating hospital appliances in the main and theatre wards including main switch board on at the K. E. M. Hospital and replacing the existing switch board near the Administration Block by iron clad pattern new main switch board ...	38	...	38
Works at T. N. M. College, Nair Hospital and Dental College	96	96
(i) Construction of the Topiwala National Medical College Building on the acquired property opposite Dental College	505	505
Construction of two chawls of 40 rooms each for quarters for menial staff at the R. P. T. B. Hospital	76	76
Total Works in Progress ...	41,04,476	5,89,964	46,94,440
Total VI Medical Relief ...	1,25,74,588	5,89,964	1,31,64,552
VII.—STREET CLEANSING CONSERVANCY ROAD WATERING AND HALALKHORE SERVICE Works completed (as per Report for 1955-56)	78,83,526	...	78,83,526
VII.—Street Cleansing Total—Carried forward ...	78,83,526	...	78,83,526

APPENDIX No. 8—Contd.

	Total Capital Expenditure upto 31st March 1956.	EXPENDITURE DURING 1956-57	Total Capital Expenditure upto 31st March 1957.
	Rs.	Rs.	Rs.
VII.—Street Cleansing—Carried forward ...	7 8,83,526	...	78,83,526
Works in progress—			
Conversion of insanitary basket-prives into water-closets by subsidising House-owners ...	17,21,711	...	17,21,711
Conversion of privies on basket system into water closets by Subsidising House Owners in the northern part of the City ...	41,921	Cr. 36,443	5,478
Construction of Public conveniences in different parts of the City ...	1,45,010	7,100	1,52,110
Renewing the old air and sealed sewage mains in the City ...	4,20,213	1,52,481	5,72,694
Constructing an additional Pumping Station at Love Grove ...	28,04,254	34,692	28,38,946
Providing a pumping station in place of Ejector Station at Chinchpokli ...	1,40,044	35,247	1,75,291
Acquisition of land to the south of Dadar Purification Work ...	7,40,278	5,040	7,45,318
Constructing an additional floor slab to the transformer house Love Grove Pumping Station ...	55,188	...	55,188
Works in connection with the scheme for the sewage at Wadala Gowari Parts of Sewri Sion and Dharavi ...	2,08,647	...	2,08,647
Works in connection with the removal of the surcharged condition of the sewers in the City ...	12,77,598	2,655	12,80,253
Extension of Purification Plant at Dadar ...	30,51,949	Cr. 200	30,51,749
Laying sewers in certain roads in the City where no sewers exist ...	2,01,943	Cr. 34	2,01,909
Sewerage Scheme of Dharavi ...	25,14,470	42,956	25,57,426
Extension of a Pumping Station at Matunga and connecting the same to the existing ovoid sewer ...	1,96,262	...	1,96,262
Improving the existing sewerage system in the City ...	39,94,312	5,15,443	45,09,755
Diverting the discharge from the 16" s.s. main at the Carrol Road Ejector to 2'-2" S. W. drain along Fitwala's Road ...	11,687	...	11,687
Acquisition of certain plots in connection with the extension of the Labour Camp at Chembur ...	1,29,139	450	1,29,589
Reconstructing and renovating the Municipal chawls at Colaba occupied by the Conservancy Staff of the P. H. D. ...	5,22,823	48,281	5,71,104
Reconstruction of the damaged sea wall of the biological Installation at Banganga together with staff quarters, etc. ...	95,573	10	95,583
Works to be carried on, by the side of the open drain from Matunga to Dharavi to pick up the sewage flowing into open drain 36" gravitation sewer along the open channel drain from 1,400, south of Lady Hardinge Road to the covered drain beyond Mahim Loop Lane ...	4,72,530	Cr. 2,180	4,70,350
Sewer connections to buildings in different parts of the City ...	1,27,971	38,788	1,66,759
Construction of 244 additional tenements for conservancy staff of the Health Department at Bapty Road Yard ...	6,20,763	386	6,21,149
Diverting the discharge from the existing sealed sewage main of Wadala Pumping Station into a new sewer proposed to be laid in Katrak Road ...	1,153	...	1,153
Replacing the existing 6" pipe sewer in Tadwadi off Girgaum Road by 9" pipe sewer ...	22,636	...	22,636
Laying a 33" dia pipe sewer in Dadar, Road etc. ...	79,600	281	79,881
Replacing the flouting roof over the digestion Tank at D. P. Works by M. S. Sheets ...	1,36,650	43,808	1,80,458
Downing the existing 15" scale s.s. sewage main of Chinchpokli Ejector Station ...	5,242	...	5,242
Constructing a structure for repairs workshop at D. P. Works ...	18,273	25	18,298
Construction of a sanitary block at Nare Park ...	11,466	...	11,466
Cum'ing 5'-4" x 8'-0" old main sewer with 4" R. C. C. lining from Clerk Road to L. G. P. Station ...	38	1,74,881	1,74,919
Inter connections between existing sewers at Matunga Pumping Station ...	120	...	120
Installation of a purification plant at Love Grove for giving primary treatment to sewage existing thereat and utilising the by-products ...	6,40,351	27,28,703	33,69,054
Acquisition of C. S. No. 24 at Dadar for Municipal Housing ...	17	...	17
Provision of S. W. Entrants at the Railway Tank at Mahalaxmi Kuteha Siding ...	C.R. 584	...	Cr 584
Construction of quarters for the staff at D. P. Works	24,340	24,340
Laying 4" C. I. pipeline for supplying sludge gas to the properties abutting Road Nos 25 and 25-B (Sion West.)	13,491	13,491
Works in Progress—Total ...	2,04,09,248	38,30,201	2,42,39,449
VII Street cleansing—Total ...	2,82,92,774	38,30,201	3,21,22,975
VIII—ROADS, DRAINS AND SEWERS			
ROADS AND OVERBRIDGES—			
ROADS—			
Works completed (as per Report for 1955-56) ...	1,23,94,606	...	* 1,23,94,606
Works completed—			
Reconstructing a portion of a compound wall of the old Maratha Hospital Premises ...	8,502	...	8,502
Total—Works completed ...	1,24,03,108	...	1,24,03,108
Total Roads carried forward ...	1,24,03,108	...	1,24,03,108

* Inclusive R. 1,56,500 contributed by the Port Trust for Wadi Bunder Road

APPENDIX No. 8—Contd.

	Total Capital Expenditure upto 31st March 1956.	EXPENDITURE DURING 1956-57.	Total Capital Expenditure upto 31st March 1957.
	Rs.	Rs.	Rs.
Total—Roads Brought forward ...	1,24,03,108	...	1,24,03,108
Works in Progress—			
Remaking Roads in accordance with demands of heavy traffic...	66,33,340	...	66,33,340
Constructing a pucca retaining wall at the toe of Walkeshwar Road to support the Embankment ...	94,810	...	94,810
Widening 1st Marine Street ...	3,03,439	...	3,03,439
Providing cement concrete carriageway along the 50' road between Tulsi Pipe Line Road and Bhawanishankar Road, including modification of S.W. drainage arrangements ...	32,731	...	32,731
Permanent construction of narrow by-lanes in the City ...	3,51,122	25,147	3,76,269
Renewal of surfaces of roads for which no new fund exists ...	13,70,727	...	13,70,727
Providing traffic amenities such as (a) Subways and over-bridges (b) Traffic Islands (c) Pedestrian crossings ...	4,64,694	34,137	4,98,831
Construction of footpaths where no footpaths exist ...	2,79,953	...	2,79,953
Renewal of Surfaces of Roads taken over from Ex-Trust—Victoria Gardens Road, etc. ...	3,22,816	...	3,22,816
Widening the existing Kalewadi Lane to 20' and extending it to meet Queen's Road just in front of Charni Road Railway Station ...	40,276	...	40,276
Acquisition of properties in connection with the construction of new 72' Road connecting Girgaum Road to Charni Road ...	4,13,191	...	4,13,191
Paving footpath at Mahim Causeway from Mori Road to the bridge ...	40,646	...	40,646
Construction of $\frac{1}{2}$ width Tulsi Pipe Line Road from Dadar to Mahim ...	1,74,204	...	1,74,204
Widening Chowpatty Road ...	2,76,726	2,346	2,79,072
Paving footpath at Mahatma Gandhi Road from Dhobi Talao to Churchgate Street (Cement concrete pavement in situ) ...	93,844	...	93,844
Constructing Tejpal Road West of Gowalia Tank Maidan ...	36,278	...	36,278
Widening the South Approach of Bandra Causeway ...	1,08,810	1,162	1,09,972
Extending Chowpatty Bunder ...	27,515	Cr. 309	27,206
Widening of Globe Mill Passage ...	Cr. 5,631	...	Cr. 5,631
Concreting important road junctions ...	82	91,416	91,568
Resurfacing the main roads which have semi grouted surfaces in concrete
(i) Permanent construction of Delisle Road between Gokhal Road and curry Road ...	2,86,774	96,576	3,83,350
Resurfacing the main semigrouted roads in premix asphalt construction ...	6,49,600	91,415	7,41,015
(i) Resurfacing the main Roads with Recondo Process Stage I	4,01,762	4,01,762
(ii) Resurfacing them in Road with Recondo Process Stage II
Total—Works in progress ...	1,19,95,947	7,43,722	1,27,39,669
Total Roads ...	2,43,99,055	7,43,722	2,51,42,777
OVERBRIDGES—			
Works completed (as per Report for 1955-56) ...	54,36,316	...	54,36,316
Construction of an overbridge across the Harbour Branch Line of G. I. P. Railway South of Kurla Station ...	6,300	...	6,300
Overbridges—Total ...	54,42,616	...	54,42,616
STREET IMPROVEMENTS—			
Street Improvements in different places—Set-backs ...	1,90,53,256	2,21,472	1,92,74,728
Adding set-backs to roads ...	6,24,650	15,319	6,39,969
Special Street Improvements ...	** 19,000	...	19,000
Street Improvements—Total ...	1,96,96,906	2,36,791	1,99,33,697
DRAINS AND SEWERS—			
Works completed (as per Reports for 1955-56) ...	3,75,05,677	...	3,75,05,677
Works completed—			
Permanent construction of Sleater Road between Grant Road Railway Station and Nana Chowk including drainage and lighting ...	53,574	...	53,574
Total—Works completed ...	3,75,59,251	...	3,75,59,251
Total—Drains & Sewers Brought forward ...	3,75,59,251	...	3,75,59,251

† Inclusive of Rs. 91,234 received from Government on account of contribution from Provincial share of Petrol tax and widening the bridge at Love Grove Pumping Station.

** This was paid out of Road Improvement Fund.

APPENDIX No. 8—Contd..

	Total Capital Expenditure upto 31st March 1956.	EXPENDITURE DURING 1956-57.	Total Capital Expenditure upto 31st March 1957.
	Rs.	Rs.	Rs.
Drains & Sewers—Total Carried forward ...	3,75,59,251	...	3,75,59,251
Works in progress—			
Drainage connections in different parts of the City ...	7,83,840	...	7,83,840
Construction of water gullies on various roads in the City ...	46,701	...	46,701
Providing Relief drains, etc., for preventing the flooding at Vincent Road near Poibavdi ...	91,872	...	91,872
Renewing or remodelling the old subsidiary S.W. drains in the City—	2,48,922	...	2,48,922
Providing underground S. W. Drains in lieu of the existing open side drains in the City (1) D'Lima Street; (2) Matharpakhadi; (3) Bhoiwada ...	2,56,135	...	2,56,135
Providing Storm Water Drains in certain roads in the City where no S.W. Drains exist	2,49,631	Cr. 262	2,49,369
Additional floor over Chowkidar's quarters at (G Ward) Office at DeLisle Road ...	7,346	...	7,346
Construction of a shed at Babulla Tank Drainages yard for garaging various machines ...	17,442	...	17,442
Measures for relieving flooding in the City ...	1,70,245	17,102	1,87,347
Doing away with the open side drain on the east side of Warden Road ...	19,643	...	19,643
Acquisition of land for shifting cemeteries at Hains Road in connection with the proposed Love Grove out fall work ...	4,27,567	14,550	4,42,117
Improving the sewerage facilities in Warden Road, Nepean Sea Road and Banganga localities ...	104	...	104
Laying S. W. Drains in Mahatma Gandhi Road ...	266	...	266
Permanent Construction of Sleater Road between Grant Road and Falkland Road ...	1,93,801	...	1,93,801
Diversion of Storm Water drains passing across the Grant Road Railway Station ...	36,527	...	36,527
Providing carriage entrances in front of completed buildings S. W. drainage connections to the buildings in different parts of the City ...	39,070	5,584	44,654
Strengthening the north wing wall at cleave Land Bunder out fall and extending the same to Prevent the blocking of the out fall channel ...	43,770	5,677	49,447
Raising Sea-wall at Hornby Vellard and providing kerb line and drainage arrangement ...	7,102	Cr. 366	6,736
Providing a doublebarrelled relief S. W. drain (5' x 4') in lieu of the existing open water course to the South of Fitwalla Road ...	1,02,204	1,483	1,03,687
Construction of 1/2" width of Tulsi Pipe line between Elphinstone and DeLisle Road including storm water drainage and lighting arrangement ...	83,219	23,459	1,06,678
Construction of half width of Tulsi Pipe line land between Fergusson Road and Haines Road ...	31,708	32,574	64,277
Laying kerbs and water tables and constructing S.W. drains along Mahatma Gandhi Road and Carnegie Road ...	40	66	106
Providing protective works and repairs to storm water outfall in Mahim Bay—Protective works to outfall No. 3-4 ...	4,264	7,113	11,377
Providing underground storm water drain in lieu of existing water course in Lalbaug Area ...	954	53,638	54,592
Providing relief drains etc., for preventing flooding at Vincent Road near Poibavdi ...	18,261	9,042	27,303
Covering the open storm water drains along narrow portions of Walkeshwar Road	71,886	71,886
	...	5,269	5,269
Total—Works in progress ...	28,80,629	2,46,815	31,27,444
Total—Drains & Sewers ...	4,04,39,880	2,46,815	4,06,86,695
Total—VIII—Roads S.W. Drains etc. ...	8,99,78,457	12,27,328	9,12,05,785
IX.—MECHANICAL			
Works completed (as per Report for 1955-56.)	33,23,220		33,23,220
Works completed during the year ...			
Reconstructing a portion of Compound Wall of the Maratha Hospital Premises ...	8,503	...	8,503
Renewing 15" Sealed Sewage main of the DeLisle Road Ejector ...	43,989	...	43,989
Providing Office accommodation at D. P. Works ...	9,968	...	9,968
Construction of a Central Garage for accommodating the Municipal Motor Vehicles at Work ...	2,855	...	2,855
Total—Works completed ...	33,88,535		33,88,535
Works in progress—			
Purchase of necessary Plant and Machinery to utilise surplus sludge gas available at the Sludge Digestion Plant to run the Municipal motor lorries ...	1,46,366	...	1,46,366
Installation of a Foundry at the Municipal Work shop ...	57,460	...	57,460
Converting a portion at the damaged at 'C' Ward Stables at North Brook Gardens into motor garages ...	14,126	...	14,126
Providing C. I. Railings at D. P. Works ...	315	22,598	22,913
Works in progress—Total ...	2,18,267	22,598	2,40,865
IX.—Mechanical—Total	36,06,802	22,598	36,29,400

†This includes Rs. 15,995-1-0 met out of premia on Loans.

APPENDIX No. 8—Contd.

	Total Capital Expenditure— upto 31st March 1956	EXPENDITURE DURING 1956-57.	Total Capital Expenditure upto 31st March 1957.
	Rs.	Rs.	Rs.
X.—BUILDINGS, LAND ACQUISITION AND MANAGEMENT			
COMPLETED WORKS TRANSFERRED FROM—			
XII.—Building Regulations and other measures for Public Safety—(As per Report for 1955-56) ...	17,292	...	17,292
Works completed—			
Mahalaxmi Overbridge	13,75,263	...	13,75,263
Golanji Hill Road (Part expenditure booked under VIII.—Roads etc.) ...	7,66,975	...	7,66,975
Hornby Road to Ballard Pier Road ...	1,93,18,431	...	1,93,18,431
Dalal Street ...	4,01,322	...	4,01,322
Mahim Park ...	61,86,948	8,217	61,95,165
Plant and Machinery ...	20,673	...	20,673
Total ...	2,80,86,904	8,217	2,80,95,121
MAHIM DEVELOPMENT SCHEMES—			
Scheme I.—Construction of a proposed road from Lady Jamshedji Road to Mahim Station ...	4,68,591	...	4,68,591
Scheme II.—Construction of two proposed roads and a park between Nardulla Tank and Dadar Kumbharwada ...	7,82,105	...	7,82,105
Scheme III.—Extension of the new DeLisle Road northwards to Lady Jamshedji Road ...	19,10,915	...	19,10,915
Scheme IV.—Widening and improving Lady Jamshedji Road ...	34,49,872	...	34,49,872
Scheme V.—Road in continuation of Mahim Bazar Cross Road to Tulsi Pipe Line Road ...	3,21,171	...	3,21,171
Scheme VI.—Proposed Road between Matunga and Dada Station connecting Lady Jamshedji Road with Tulsi Pipe Line Road (Road Marked A, B) ...	63,485	...	63,485
Scheme VII.—Roads to be constructed in the area south of proposed Road between Matunga and Dadar Station as per Scheme No. VI (Roads marked B C, C D and D E) ...	5,54,285	...	5,54,285
Scheme VIII.—Roads to the south and north of E. D. Sassoon Dye Works ...	2,76,670	...	2,76,670
Mahim Development Sch.—Total ...	78,27,094	...	78,27,094
Work of reclamation of low lying land at Dharavi	1,01,595	1,01,595
Acquisition of land bearing C.S. No. 725 part and 1/725 of Malbar Hill Division at Tardeo for housing ...	96,707	37,530	37,530
Laying mains in Mahim Development Scheme	96,707
Diversion of water mains affected by the Mahim Development Works ...	3,149	...	3,149
Acquisition of C.S. No. 2/521 of Malbar Hill Division at Nana Chowk for set Back, School and Office Building etc. ...	13,94,033	...	13,94,033
Town planning Scheme for the area near Masjid Station devastated by the explosion—Preliminary expenses, cost of Survey and acquisition ...	5,34,756	15,122	5,49,878
Development of the Interior portion of the Northern part of the Island at Mahim ...	7,10,958	2,12,640	9,23,598
Acquisition of land bearing C.S. No. 654 at Tardeo Malbar Hill Division for construction of a School building Municipal offices and quarters for essential service personnel ...	21,569	...	21,569
Mahim Development and other works—Total ...	1,05,88,266	3,66,887	1,09,55,153
Interest on Capital ...	70,10,837	...	70,10,837
X.—Building, Land Acquisition and Management Total...	4,56,86,007	3,75,104	4,60,61,111
XI.—FIRE BRIGADE			
Works completed (as per Report for 1955-56) ...	13,56,156	...	13,56,156
Works in Progress—			
Construction of a part of the proposed Fire Brigade Station at Worli ...	3,18,724	...	3,18,724
Acquisition of land bearing C.S. No. 313/69 (Part), 124 and 3/69 (Part) of Colaba Division (Old Gun Factory Site) for New Fire Brigade Station and Municipal School for serving both Colaba and Marine Drive Areas ...	10,23,514	16	10,23,530
XI.—Fire Brigade—Total ...	26,98,394	16	26,98,410

APPENDIX No. 8—Contd.

	Total Capital Expenditure upto 31st March 1956	EXPENDITURE DURING 1956-57	Total Capital Expenditure upto 31st March 1957
	Rs.	Rs.	Rs.
XIII.—GARDENS AND OPEN SPACES			
Works completed (as per Report for 1955-56) ...	37,01,016	...	37,01,016
Work completed during the year- ...	9,386	...	9,386
Construction of an orchid house at Victoria Gardens ...	33,135	...	33,135
Additions and alterations to the Conservancy at Victoria Gardens
Total—Works completed ...	37,43,537	...	37,43,537
Works in progress—			
Converting the stable site at 2056 (Part of Byculla Division)	1,506	1,506
Converting the stable site at 187 Part of Lower Parel Division	4,538	4,538
Laying a 9" pipe sewer in the compound of Victoria Gardens	644	644
for draining various cages of animals.	17,00,000	17,00,000
Acquisition of the Mumbadevi Tank site for recreation around
Reconstructing a portion of a compound wall of the old Marathe Hospital premises ...	19,860	...	19,860
Providing new W.I. ornamental gates at the main entrance of the Victoria Gardens ...	19,416	...	19,416
Filling in plot 'C' at Bhulabhai Desai Road with incidental works and laying out a children's playground thereat ...	40,672	378	41,050
Construction of an open air Theatre at Victoria Gardens ...	86	90,332	90,418
Works in progress—Total ...	80,034	17,97,398	18,77,132
XIII—Gardens—Total ...	38,23,571	17,97,398	56,20,969
XIV.—MARKETS AND SLAUGHTER HOUSES			
Works completed (as per Report for 1955-56) ...	82,76,449	...	82,76,449
Works in progress—			
Constructing a building for a new and up to date Refrigerator plant at A. C. Market ...	1,68,738	...	1,68,738
Extension of fish section at Arthur Crawford Market ...	6,78,509	3,228	6,81,737
Construction of a temporary Market at Gopi Tank ...	55,813	...	55,813
Converting the existing 60 wooden Stalls in Vegetable Section in the Erakine Road Market ...	22,399	...	22,399
Construction of a Combined Municipal Market at Worli Chawl ...	Cr. 3	...	Cr. 3
Acquisition of land bearing C.S. No. 43 of Sion Division near Kings' Circle high level station for the construction of Municipal combined market at Matunga ...	2,62,775	8	2,62,783
Construction of covered Market at Dr. Meishri Road ...	1,71,587	2,79,424	4,51,011
Proposed construction of stalls and pavement at Gold Mohur Castle Market, Byculla ...	27,318	90,161	1,17,479
Construction of back to back shops at Gold Mohur Castle Market, Byculla ...	49	8	57
Works in progress Total ...	13,87,185	3,72,829	17,60,014
XIV.—Markets and slaughter Houses—Total ...	96,63,634	3,72,829	1,00,36,463
XV.—SLUM SERVICE.			
Works completed (as per Annual Report for 1955-56) ...	3,72,012	...	3,72,012
Works in progress—			
Construction of Drains and filling in storm water channel from Fergusson Road to Haines Road ...	2,96,920	...	2,96,920
Realigning and regrading open storm water channel from Dadar Pumping Plant upto Century Mill ...	6,95,918	17,293	7,13,211
Covering open drain behind Arthur Road Prison
(i) Construction of 6'-0" x 6'-0" dhapa drain with R.C.C. slab in lieu of the open channel behind Arthur Road Prison for a length of 750 R.ft. ...	1,20,905	...	1,20,905
(ii) Construction of 6'-0" x 6'-0" dhapa drain with R.C.C. slab in lieu of the open channel behind Arthur Road Prison for a length of 1850 R.ft.	1,67,042	...
Providing a treble barreled R.C.C. Dhapa drain 12' x 9' for a length of 1136 R.ft. from Bellasis Road Pipe Depot towards Clark Road in lieu of the open channel	3,88,660	3,88,660
Providing a treble barreled R.C.C. dhapa drain 12' x 9' for a length of 1100 R.ft. from Bellasis Road Pipe depot towards Clark Road i.e., from 1136 R.ft. to 2236 R.ft. in lieu of the open channel	1,48,481	1,48,481
XV—Works in Progress—Total ...	11,13,743	7,21,476	18,35,219
XV.—Slum Service—Total ...	14,85,755	7,21,476	22,07,231
XVI.—MEASURES FOR CIVIL DEFENCE,			
Purchase of Stores Equipment ...	1,87,149	...	1,87,149
XVII.—GREATER BOMBAY.			
Preliminary expenses in connection with the preparation of the Master Plan for Greater Bombay (Municipal Share) ...	2,61,180	Cr. 71	2,61,109
DISCOUNT AND OTHER CHARGES ON THE LOANS			
Discount and other charges on the loans (upto 1953-54) ...	*41,61,707	...	41,61,707
do. Rs. 450 lakh 1954-55 ...	4,68,011	...	4,68,011
do. Rs. 460 do. 1955-56 ...	4,63,714	161	4,63,875
do. Rs. 245 do. 1956-57	3,82,057	3,82,057
Discount and other charges—Total ...	50,93,432	3,82,218	54,75,650

* Out of this, a sum of Rs. 11,004-15-0 was met out of premia on loans.

APPENDIX No. 8—Contd.

	Total Capital Expenditure upto 31st March 1956	Expenditure during 1956-57	Total Capital Expenditure upto 31st March 1957
	Rs.	Rs.	Rs.
PLANT AND MACHINERY			
Completed Items— Plant and Machinery purchased (as per report) for 1955-56 Plant and Machinery—Items completed	50,71,712	...	50,71,712
V.—PUBLIC HEALTH DEPT.			
Purchase of a Station Wagon for Special Investigation Staff for Food and Food Establishments	23,858	...	23,858
Purchase of— (i) One Power Sprayer (ii) One Electric Sprayer	4,711 1,518	...	4,711 1,518
VI.—MEDICAL RELIEF AND EDUCATION			
Extension of Mortuary Cabinet at Arthur Road Hospital E. C. G. Machine	7,862 4,031	...	7,862 4,031
VII.—STREET CLEANSING AND CONSERVANCY			
Purchase of New Pumps for replacing old worn out ones at various Pumping Stations	9,474	...	9,474
Two Portable Engine driven pumping sets for emptying cisterns and tubings	6,105	...	6,105
Conversion of moving floors into hydraulic tipping refuse vehicles—23 Nos.	1,19,836	...	1,19,836
VIII.—ROADS, DRAINS AND SEWERS			
Purchase of 6 Trucks of 2 ton capacity	1,17,982	...	1,17,982
IX.—MECHANICAL			
High Speed Sensitive Drilling Machine	3,667	...	3,667
XI.—FIRE BRIGADE			
Taking over 3 milk vans from M.E. and converting them into Ambulances	11,890	...	11,890
Purchase of one Motor Pump with Fire Escapes for Worli Fire Station	96,906	...	96,906
Purchase of Station Wagon in replacement of old one	17,213	...	17,213
Purchase of one Motor Lorry with closed body to serve as Controlled Post Van	22,288	...	22,288
Total—Works Newly Completed	4,47,341	...	4,47,341
Total—Works Completed	55,19,053	...	55,19,053
PLANT AND MACHINERY TO BE PURCHASED OUT OF NET PREMIA FUND			
II.—WATERWORKS			
Replacement of 75 H.P. Booster Pumps (2 Nos.) at Bhandarwada Hill Reservoir	16,021	...	16,021
Purchase of indicators showing loss of head and rate of flow for Tulsi Fitters	61	6,940	7,001
Replacement of 105 cubic feet small portable Air Compressor with mixing tank and spray painting equipment for maintenance branch	...	6,218	6,218
Providing two 48" electrically operated Sluice Valves on 48" Inlet mains at M. H. R.	...	39,376	39,376
Purchase of New Meters	1,79,403	...	1,79,403
Purchase of 2842 new meters for replacement of old ones	3,48,805	...	3,48,805
VII.—STREET CLEANSING, ETC.			
Purchase of equipment for improving the methods of collection and transport of refuse in the City	5,00,104	...	5,00,104
VIII.—ROADS DRAINS SEWERS			
Heavy 3 Wheel Road Rollers (No. 5)	2,03,724	4	2,03,728
Concrete Brackers (No. 2)	2,764	...	2,764
Electric Motor 80 H.P. Stand by for Crushers	12,000	...	12,000
MUNICIPAL PRINTING PRESS			
25 Steel Chassis of different sizes	1,326	...	1,326
4 Galley Racks	609	...	609
One Eye letting Machine	763	...	763
250 Galleys	1,460	...	1,460
Two Trade Printing Machines Size 14½"×22"	22,430	...	22,430
One Trade Printing Machine	7,134	...	7,134
Total—Net Premia Fund	12,96,604	52,538	13,49,142

APPENDIX 8—Contd.

	Total Capital Expenditure upto 31st March 1956	Expenditure during 1956-57	Total Capital Expenditure upto 31st March 1957
	Rs.	Rs.	Rs.
<i>Plant and Machinery to be purchased out of Fire and Accident Insurance Fund.</i>			
I.—GENERAL SUPERVISION, ETC.			
Providing air conditioning equipment in the Corporation Hall and the room occupied by the Mayor	25,446	293	25,739
II.—WATERWORKS			
Purchase of New Meters	4,16,932	95,843	5,12,775
Purchase of pumps for Maintenance Branch	5,928	...	5,928
Purchase of 2842 new Meters for replacement of old ones	31,860	...	31,860
Replacement of one Diesel Engine and pump at Tulsi Chlorinating Plant	278	15,588	15,866
Replacement of the existing engines at three Motors Trolleys	9,128	...	9,128
Purchase of an electrically operated pipe and bolt-threading and tapping machines	...	3,978	3,978
Replacement of 'Peter' 25 H.P. Diesel Engine complete with 4" Centrifugal Pump and Compressor	...	15,606	15,606
VI.—MEDICAL RELIEF AND EDUCATION ETC.			
Disinfecter Boiler vehicle type at the K. E. M. Hospital	10,685	...	10,685
VII.—STREET CLEANSING AND CONSERVANCY			
Installation of two additional pumping sets with necessary equipments at Mahim P. S.	64,093	348	64,441
Replacing Pumps at D. P. Works by pumps of larger capacity	30,858	386	31,244
Supply and erection of two electrically driven vertical spindles pumps for Matunga Pumping Station	83,526	6,219	89,745
Supply and installation of four electrically driven pumping sets for the proposed pumping station of T. P. Line Road	1,38,130	...	1,38,130
Purchase of equipment for improving the methods of collection and transport of refuse in the City	31,196	...	31,196
Construction of 50 steel wood Compressor easons	50,538	...	50,538
XIV.—MARKETS AND SLAUGHTER HOUSES			
Providing new up date Refrigerator Plant at Arthur Crawford Market	1,27,253	...	1,27,253
Purchase of 2 vehicles for Meat Carriage	24,795	...	24,795
MUNICIPAL PRINTING PRESS			
Purchase of high speed centurian two revolution press	5,253	...	5,253
Fire and Accident Insurance Fund Total			
	1,55,899	1,37,489	12,93,388
<i>Plant and Machinery to be purchased out of Pre-cast Concrete Slab Pavement Renewal Fund.</i>			
I.—GENERAL SUPERVISION, ETC.			
Provision of a suitable water coolers with water connections to each floor at the Municipal Head Office Building, etc.	11,584	...	11,584
Stand by water pump at the Municipal Head Office	2,258	...	2,258
Providing air conditioning equipment in the Corporation Hall and the room occupied by the Mayor	68,603	...	68,603
Purchase of a Car for the Mayor in replacement of B.M.U. 1555	...	18,103	18,103
VI.—MEDICAL RELIEF, ETC.			
Lift for K. E. M. Hospital	40,134	...	40,134
VII.—STREET CLEANSING, ETC.			
Purchase of machinery required for a repair Workshop at D. P. Works	17,278	...	17,278
Taking over trolley track materials for the purification Plant at Dadar from Vaitarna Works	...	11,720	11,720
Purchase of Gas Meters	...	13,185	13,185
XIV.—MARKETS AND SLAUGHTER HOUSES			
Purchase of 2 vehicles for Meat Carriage	64,164	...	64,164
Total—Pre-cast Concrete Slab Pavement Renewal Fund	2,04,021	43,008	2,47,029

APPENDIX 8—Contd.

	Total Capital Expenditure upto 31st March 1956	Expenditure during 1956-57	Total Capital Expenditure upto 31st March 1957
	Rs.	Rs.	Rs.
<i>Plant and Machinery to be purchased out of Slum Service Fund.</i>			
VII.—STREET CLEANSING AND CONSERVANCY			
Replacing Pumps at D. P. Works by pumps of larger Capacity—	...	1,266	1,266
Purchase of two vehicles for costpool	7,638	...	7,638
VIII.—ROADS, DRAINS SEWERS			
Electric Motor 80 H.P. Stand bye for Crushers—	2,961	...	2,961
XI.—FIRE BRIGADE			
Purchase of two motor pumps with extension ladders in replacement of old ones	41,637	...	41,637
XIV.—MARKETS AND SLAUGHTER HOUSES			
Provision of a Van for the use of Market Department	18	17,794	17,812
Total—Slum Service Fund	52,254	19,960	71,314
<i>Plant and Machinery to be purchased out of Renewal of Road Surfaces Fund.</i>			
VI.—MEDICAL RELIEF, ETC.			
Refrigenating Plant for the cold rooms at K. E. M. Hospital	5,745	16	5,761
VII.—STREET CLEANSING AND CONSERVANCY			
Construction of 50 Steel wood Comp. Wagons	1,48,571	...	1,48,571
Purchase of equipment for improving the methods of collection and transport of refuse in the City.	6,78,408	...	6,78,408
VIII.—ROADS, DRAINS AND SEWERS			
Purchase of one Silt Lorry	21,562	...	21,562
Purchase of a vehicle for transport of Road Materials	...	19,664	19,664
Heavy 3 Wheel Road Rollers (No. 5)	37,476	...	37,476
Purchase of road equipment	13,504	...	12,564
IX.—MECHANICAL			
Space Centrifugal Pump for the overhead storage tank	1,263	...	1,263
Purchase of Meat Vans (2 Nos.)	83,119	515	83,625
Electric blower, winding machine tool box and testing bench for the electric Shop	...	1,887	1,887
Total—Renewal of Road Surfaces Fund	9,88,639	22,082	10,10,721
<i>Plant and Machinery to be purchased out of Hospital Fund.</i>			
VI.—MEDICAL RELIEF, ETC.			
Standby Pumping unit complete and placing in position at K. E. M. Hospital	14	...	14
Equipment for Neuro-Surgical Unit at K. E. M. Hospital	21,895	...	21,895
Deep X-Ray Therapy Machine including the cost of constructing a radiation proof room at M. G. H. Sion	80,447	...	80,447
Replacement of Instrument Sterilisers (big) 5 Nos. for K. E. M. Hospital	6,543	...	6,543
Providing water heating equipment with an additional storage tank for Physic Therapy Department of K. E. M. Hospital	34	13,323	13,357
Purchase of Diagnostic X-Ray Unit for the B. Y. L. Nair Hospital	...	42,538	42,538
Purchase of Ambulance for the B. Y. L. Nair Charitable Hospital in replacement of the Ambulance bearing No. B.M.X. 2173	...	16,985	16,985
Fluoroscopic Apparatus for the T. N. M. College	...	8,750	8,750
Purchase of Proctal Bucky out fit at M. G. Hospital, Sion	...	8,522	8,522
Disinfector Boiler Vertical type at K. E. M. Hospital	8,169	...	8,169
Purchase of a horizontal high pressure steriliser for the Pharmacist's Department at B. Y. L. Nair Charitable Hospital	...	11,568	11,568
Operation Table for operation Theatre at B. Y. L. Nair Charitable Hospital	...	8,323	8,323
Purchase of 'X' Ray apparatus for T. B. Clinic at Princess Street	...	35,157	35,157
VII.—STREET CLEANSING AND CONSERVANCY, ETC.			
Taking over trolley tracks and lifting wagons for the purification Plant at Dharavi from Vaiterna Works	10,420	...	10,420
Providing booster Air Compressor sets two at Carrol Road and one at Kitridge Road	1,317	37,060	38,377
Purchase of equipment for improving the methods of collection and transport of refuse in the City	12,16,890	...	12,16,890
Total—Hospital Fund	13,45,729	1,82,226	15,27,955

APPENDIX 8—Contd.

	Total Capital Expenditure upto 31st March 1956	Expenditure during 1956-57	Total Capital Expenditure upto 31st March 1957
	Rs.	Rs.	Rs.
<i>Plant and Machinery to be purchased out of Depreciation Fund for Replacement of P. and M.</i>			
II.—WATER WORKS			
Transfer of a 5 Ton Morris Commercial Lorry ...	8,266	...	8,266
Transfer of two Chevrolet milk vans from M. E.'s Department	6,607	6,607
V.—PUBLIC HEALTH DEPARTMENT			
Purchase of a Car for the use of Health Officer in replacement of old one ...	9,579	...	9,579
VII.—STREET CLEANSING AND CONSERVANCY, ETC.			
Purchase of vehicles for removal of Silt ...	1,12,960	...	1,12,960
Purchase of two vehicles for cesspool ...	83,370	...	83,370
Additional capacitors or condensers at the D.P. Works extension Plant to improve the Power Factor ...	12,928	...	12,928
Digestion Tank Agitation Motor ...	2,500	...	2,500
Two numbers of high pressure washing Plant ...	3,057	...	3,057
Purchase and installation of one compressor for inflating tyres at Mahalaxmi Siding ...	3,401	...	3,401
Provision of capacitors at Colaba A.C. Station to improve the Power Factor ...	11,854	...	11,854
Purchase of one Silt-Lorry No. BMT/4145 ...	38,230	...	38,230
Purchase of equipment for improving the methods of collection and transport of refuse ...	11,508	...	11,508
Winches No. 4	2,829	2,829
Purchase of One Vehicle for offal ...	2,000	...	2,000
VIII.—ROADS DRAINS, ETC.			
Purchase of 4 vehicles each of 8 Ton capacity for transport of road materials ...	1,88,675	2	1,88,677
IX.—MECHANICAL			
Taking over Truck No. B.M.S. 3099 including two spare tyres from Vaitarana Scheme	4,321	4,321
Purchase of Machinery for Municipal Workshops for replacement	1,382	1,382
XIV.—MARKETS AND SLAUGHTER HOUSES			
Purchase of 2 vehicles for Meat Carriage ...	20,088	...	20,088
Total—Depreciation Fund for Replacement of Plant and Machinery ...	5,08,416	15,141	5,23,557
<i>Plant and Machinery to be purchased out of Plant and Machinery Depreciation Fund.</i>			
I.—GENERAL SUPERVISION			
One Station Wagon of 14 Seats for Committee Members ...	18,741	28	18,769
II.—WATER WORKS			
Purchase of new meters ...	65,773	3,09,362	3,75,135
Purchase of a Pipe Cleaning Apparatus ...	33,720	...	33,720
Providing a 30" electrically operated Sluice Valve on 36" inlet mains at M.H.R.	10,620	10,620
VI.—MEDICAL RELIEF, ETC.			
Purchase of encephalogram for B. Y. L. Nair Hospital ...	26,998	...	26,998
Disinfector Boiler at K. E. M. Hospital ...	1,898	...	1,898
VII.—STREET CLEANSING AND CONSERVANCY			
Purchase of equipment for improving the methods of collection and transport of refuse in the City ...	5,29,271	...	5,29,271
VIII.—ROADS DRAINS, ETC.			
Purchase of road equipment ...	4,33,962	...	4,33,962
XI.—FIRE BRIGADE			
Purchase of one Motor Fire tender in replacement of old one ...	20,517	...	20,517
—Total Plant and Machinery Depreciation Fund ...	11,30,880	3,20,010	14,50,890
<i>Plant and Machinery to be purchased out of Garden Fund.</i>			
VII.—STREET CLEANSING ETC.			
Purchase of one vehicle for offal ...	29,590	...	29,590
Replacing pumps at D. P. Works by pumps of larger capacity ...	37,680	582	38,262
Supply and installation of four electrically driven pumping sets for the proposed pumping Station at T. P. Line Road ...	3,000	...	3,000
XI.—FIRE BRIGADE			
Purchase of two motor pumps with extension ladders in replacement of old ones ...	67,113	...	67,113
Garden Fund—Total ...	1,37,383	582	1,37,965

APPENDIX 8—Contd.

	Total Capital Expenditure upto 31st March 1956	Expenditure during 1956-57	Total Capital Expenditure upto 31st March 1957
	Rs.	Rs.	Rs.
<i>Plant and Machinery to be purchased out of K.E.M. Hospital Equipment Fund</i>			
VI.—MEDICAL RELIEF AND EDUCATION			
Refrigenating plant for the Cold room at K. E. M. Hospital ...	23,000	...	23,000
Purchase of Fluoscope with facilities for both verticle and lying down position for the B. Y. L. Nair Charitable Hospital	6,809	6,809
VII.—STREET CLEANSING AND CONESRVANCY			
Purchase of one vehicle for offal ...	9,595	...	9,595
Purchase of two vehicles for cesspool ...	484	...	484
MUNICIPAL PRINTING PRESS			
Purchase of high speed centurian two revolution Press ...	43,795	...	43,795
Total—K. E. M. Hospital Equipment Fund ...	76,874	6,809	83,683
<i>Plant and Machinery to be purchased out of K. E. M. Hospital, Reserach Fund.</i>			
V.I.—MEDICAL RELIEF AND EDUCATION			
Laundry Equipments Complete	56,490	56,490
Purchase of X-Ray apparatus and other equipment for A. R. Hospital	23,724	23,724
VII.—STREET CLEANSING AND CONSERVANCY			
Purchase of one vehicle for offal ...	2,510	...	2,510
K. E. M. Hospital Reserach Fund—Total ...	2,510	80,214	82,724
Total—Plant and Machinery—Works in Progress ...	68,99,209	8,79,159	77,78,368
Total—Plant and Machinery ...	1,24,18,262	8,79,159	1,32,97,421
Assets written off ...	C.R. 74,88,699	C.R. 16,41,852	C.R. 91,30,551
Plant and Machinery—Total... <i>Trust Fund</i>	49,29,563	C.R. 7,62,693	41,66,870
Works completed (as per Report for 1955-56) ...	44,18,338	...	44,18,338
<i>Works in progress—</i>			
Purchase of equipment instruments, etc., for the Blood Bank at K. E. M. Hospital ...	14,781	...	14,781
Construction and equipment of an additional floor over Ward Pavilion No. 2 at K. E. M. Hospital ...	2,34,947	124	2,35,071
Government Share of the cost of preliminary expenses in connection with the preparation (part expenditure booked under Loan Funds) of Master Plant and Greater Bombay ...	2,40,034	...	2,40,034
Construction of a building for the Blood Bank at K. E. M. Hospital ...	30,000	...	30,000
Additional accommodation for female ward at Turner Sanatorium ...	2,99,997	...	2,99,997
Construction of an orchid house at Victoria Garden ...	5,305	...	5,305
Construction of a permanent Screen wall at the new drying ground for dhobies at Mahalaxmi Kutchra Siding ...	12,000	...	12,000
Construction of a building for an electrically operated crematorium at Chandanwadi ...	99,929	...	99,929
Cons'ru'ion of P C. at the foot bridge near the junction of Chinch- dunder Road etc.	499	499
Works in Progress—Total ...	9,36,993	623	9,37,628
Trust Fund—Total ...	53,55,331	623	53,55,954
<i>Worn out Water Mains Renewal Fund</i>			
Works completed (as per Report for 1955-56) ...	9,64,526	...	9,64,526
Worn-out Water Mains Renewal Fund—Total ...	9,64,526	...	9,64,526
<i>Land and Buildings Fund</i>			
Lands purchased and buildings erected out of the Municipal Land and Buildings Fund— Works completed (as per Report 1955-56) ...	43,03,044	...	43,03,044

G. V. DAMLE,
Ag. Chief Accountant.

V. L. GIDWANI,
Municipal Commissioner.

Statement showing (1) the total amount of Municipal Loans raised (2) the expenditure incurred there against and (3) the invested balances of the Loans on 31st March 1957.

(1)	Amount raised.		Amounts re-paid out of cash balance.		Net Amount available for expenditure.		I.—General Superintendence, Collection of Revenue.		II.—Water Works.		III.—Education, Primary.		IV.—Education Secondary.		V.—Public Health.		VI.—Medical Relief and Education.		VII.—Street Cleansing, Conservancy, Road Watering and Halakhere Service.		VIII.—Roads, Drain and Sewers.		IX.—Mechanical.		X.—Buildings, Land Acquisition and Management.		XI.—Fire Brigade.		XIII.—Gardens and Open Spaces.		XIV.—Markets and Slaughter Houses.		XV.—Slum Service.		XVI.—Measure for Civil Defence.		XVII.—Greater Bombay.		Discount and Other Charges on Loans.		Plant and Machinery.		Total amount expended on Works upto 31st March 1957.		Balance outstanding on 1st April 1957.	
	(2)	(3)	(4)	(5)	(6)	(7)	(8)	(9)	(10)	(11)	(12)	(13)	(14)	(15)	(16)	(17)	(18)	(19)	(20)	(21)	(22)	(23)	(24)																							
	Rs.	a. p.	Rs.	a. p.	Rs.	a. p.	Rs.	a. p.	Rs.	a. p.	Rs.	a. p.	Rs.	a. p.	Rs.	a. p.	Rs.	a. p.	Rs.	a. p.	Rs.	a. p.	Rs.	a. p.	Rs.	a. p.	Rs.	a. p.	Rs.	a. p.	Rs.	a. p.	Rs.	a. p.	Rs.	a. p.	Rs.	a. p.	Rs.	a. p.						
Total of different Municipal Loans raised (as per Annual Account 1955-56)	53,77,03,108	7 4	1,62,81,605	4 0																																										
<i>Less—</i> Loans Repaid—	Rs. ...																																													
<i>Deduct—</i> Repaid out of Sinking Fund Accumulation & Net Premia Fund	53,77,03,108	7 4	1,62,81,605	4 0	52,14,21,503	3 4																																								
<i>Rs. 3.45 Crore Loan for 1956-57</i> Rs. 100 lakhs from Govt. Rs. 130 Lakhs Loan Rs. 115 lakhs loan	1,00,00,000	0 0			1,00,00,000	0 0																																								
Renewal of Road Surfaces for which no Renewal Fund exists and roads taken over from ex-Trust																																														
Purchase of Plant and Machinery for Capital Works— Net Premia Fund Municipal Fire & Accident Insurance Fund K. E. M. Hospital Research Fund Pre-cast concrete slabs Pavement Renewal Fund Slum Service Fund Renewal of Road Surfaces Fund Hospital Fund	52,538	4 0			4,32,120	3 0			80,213	14 3	43,008	1 10	19,059	13 10	22,081	13 0	1,82,225	13 0																												
Depreciation Fund for replacement of Plant and Machinery Plant and Machinery Depreciation Fund Garden Fund K. E. M. Hospital Equipment Fund	15,141	4 0			25,379	5 0			531	8 0	6,809	4 0																																		
Grand Total Rs.	57,31,32,267	11 3	1,62,81,605	4 0	55,68,50,662	7 3																																								
Advances from S.C.B. for financing Capital Expenditure																																														
Works executed out of Special Fund and Contributions— (1) Out of Contributions from— G. I. P. Railway for removing and relaying 32" Vehar Main, South of Kuria Port Trust for Wadi Bunder Road Government for Construction of Primary School Buildings	37,70,442	11 2																																												
(2) Out of Premia on Loans (3) Out of Special Funds— Invested Fund Nasbit Road Invested Fund Road Improvement Fund Loan Works Establishment Development Fund Receipts																																														
Contribution from Revenue towards Bai Jerbai Wadi Hospital for Children Contribution from Government out of the Provincial Share of Petrol Tax Fund for widening the Love Grove Bridge Contribution from Trustees Gokuldas Tejpal Charities for construction of Tejpal Road Grant-in-Aid from Government for widening the Road in Colaba Division																																														
<i>Deduct—</i> Plague Expenditure Amount written off on account of properties not existing Expenditures on account of Municipal Printing Press Machinery transferred vide Corporation Resolution No. 856, dated the 11th December 1940																																														
Total R.	44,22,463	4 7	31,63,47,516	15 4	27,98,012	6 11	20,703	7 0	1,32,60,810	14 11	1,24,64,553	2 3	3,27,13,131	10 11	9,14,98,256	9 7	36,29,399	8 10	4,60,61,110	3 5	25,98,409	4 9	56,20,968	3 8	1,00,76,960	4 0	22,07,232	6 11	1,87,147	8 0	2,61,111	1 4	54,75,650	13 10	1,34,26,065	14 9	54,67,90,386	6 8								

† The amount is required for Capital Works Account only.

Appendix No. 10.
SINKING FUND.

Statement showing the Actual Investments on account of the Sinking Fund of different Municipal Loans upto 31st March 1957, compared with the amounts which should have accumulated upto that date on the basis of the Fixed Instalments and the sums set aside as Sinking Fund as at 31st March 1957.

NAME OF LOAN.	Amount raised.	When raised.	When repayable.	Amount of Annual Sinking Fund Instalment.	Date when Sinking Fund commenced.	Amount of Sinking Fund which should have accumulated upto 31st March 1957 at Compound Interest.
1	2	3	4	5	6	7
	Rs.			† Rs.		Rs.
6 per cent. Municipal Loans (4 per cent. basis).						
160 Lakhs Loan for the Improvement of Water Supply in Bombay.	1,60,00,000	Between 22nd September 1924 and 31st March 1925 (First issue). Between 18th November 1924 and 31st March 1925 (Second issue).	1st December 1954	...	1st December 1925	70,500
5 and 6 per cent. Municipal Loans (3½ per cent. basis).						
147 Lakhs Tansa Water Works Loan	1,47,00,000	Between 5th June 1886 and 24th Dec. 1891.	(a) Between 1st January 1928 and 1st January 1953.		1st January 1893	(b) 10,000
10 Lakhs Loan for the Conversion of S.W. Reservoir at Clerk Road into a Public Park.	10,00,000	2nd July 1920	1st July 1960	5,089	1st July 1921	365,582
25 Lakhs Loan for the construction of roads, miscellaneous works including Development Works.	25,00,000	1st January 1928	1st January 1958	48,428	1st January 1929	23,89,389
37 Lakhs Loan (1929-30)	26,21,500	From 19th July 1929 to 1st August 1929.	1st August 1959	50,782	1st August 1930	22,73,969
31.43 Lakhs Loan for the repayment of 40 Lakhs Loan due 19th December 1929	26,14,000	Do.	1st August 1949.	41,500
28 Lakhs Loan for the repayment of Rs. 39,94,000 out of 6 per cent. 50 Lakhs Loan due 1st August 1929.	8,45,500	Do.	At the option of the Corporation on or after 1st August 1954 on giving three months' notice by public advertisement or on 1st August 1959.	...	Do.	2,000
40 Lakhs Loan (1930-31)	40,00,000	From 20th September 1930 to 6th October 1930.	At the option of the Corporation on or after 1st December 1950 on giving 3 Months' notice by public advertisement or on 1st December 1960.	...	1st June 1931	21,000
4 per cent. Municipal Loans (3½ per cent. basis).						
25 Lakhs Loan for Sewerage, Water, etc. Works.	25,00,000	17th and 18th July 1899.	1st November 1939	*1,000
					Carried forward	51,04,440
						51,74,940
(a)	Rs.	Repayable on	Less— Repaid—	Rs.	(b)	Balance.
	2,00,000	1-1-1928.	From 1-1-1928	2,00,000		Rs.
	52,91,500	1-1-1933.	" 1-1-1933 to 31-3-1940	52,91,500		...
	22,08,500	1-1-1943.	" 1-1-1943 to 31-3-1950	22,07,500		1,000
	17,00,000	1-1-1946.	" 1-1-1946 to 31-3-1950	16,96,000		4,000
	10,00,000	1-1-1948.	" 1-1-1948 to 31-3-1954	10,00,000		...
	43,00,000	1-1-1953.	" 1-1-1953 to 31-3-1956	42,95,000		5,000
	Rs. 1,47,00,000			1,46,90,000		10,000

* Stoppage is recorded against this Debenture.

† All the Sinking Fund Instalments were re-arranged during 1906-07 on a 3½ per cent. basis as per Corporation Resolution No. 4946 of 9th February 1905 and are further re-arranged from 1st April 1928 as per Corporation Resolution No. 6114 of 12th September 1927.

Appendix No. 10—(concl'd.)

NAME OF LOAN.	Amount raised.	When raised.	When repayable	Amount of Annual Sinking Fund Instalment.	Date when Sinking Fund commenced.	Amount of Sinking Fund which should have accumulated up to 31st March 1957 at Compound Interest.
1	2	3	4	5	6	7
	Rs.			Rs.	Brought over	Rs.
4 per cent. Municipal Loans (3 per cent. basis).						51,74,940
30 Lakhs Loan for the acquisition of sites for the construction of various Over-bridges in the City.	30,00,000	29th July 1909 and 10th August 1910.	1st May 1949	...		26,000
70 Lakhs Loan for reduplication of Tansa Main and other Auxiliary Works.	70,00,000	9th September 1913, 22nd July 1914 and 10th April 1915.	Ra. 49,40,000 on 1st June 1954. " 20,60,000 on 1st June 1974.	12,634	1st June 1915	10,65,134
20 Lakhs Loan for Street Improvements.	20,00,000	9th September 1911 and 24th September 1915.	Ra. 70,00,000 1st May 1955	26,524	1st May 1916	2,000
3½ per cent. Municipal Loans (3 per cent. basis).						
9 Lakhs Loan (1935-36)	9,00,000	31st January 1936	14th March 1966	18,917	14th March 1937	5,43,277
48 Lakhs Loan (1940-41)	48,00,000	Between 1st March 1941 and 15th January 1942.	1st March 1971	1,00,891	1st March 1942	20,38,729
25 Lakhs Loan (1941-42)	25,00,000	Between 1st September 1942 and 15th February 1943.	1st March 1972	52,548	1st March 1943	9,79,771
20 Lakhs Loan (1943-44)	20,00,000	Between March 1944 and November 1944.	1st March 1974	42,039	1st March 1945	6,58,195
22 Lakhs Loan (1944-45)	22,00,000	Between March 1945 and March 1946.	1st March 1975	46,243	1st March 1946	6,57,929
25 Lakhs Loan (1945-46)	25,00,000	Between 27th March 1946 and 6th Nov. 1946	1st March 1976	52,548	1st March 1947	6,74,700
3 per cent. Municipal Loans (3 per cent. basis).						
24½ Lakhs Loan (1936-37)	18,50,000	1st November 1936	1st February 1967	51,498	1st February 1938	13,90,677
30 Lakhs Loan (1937-38)	6,00,000	1st June 1937	1st March 1968	63,058	14th March 1939	15,86,157
30 Lakhs Loan (1938-39)	30,00,000	1st April 1938	1st March 1969	63,058	1st March 1940	14,80,142
64 Lakhs Loan (1939-40)	64,00,000	Between 16th January 1939 and 1st June 1939.	1st March 1970	1,34,523	1st March 1941	29,34,746
54 Lakhs Loan (1946-47)	54,00,000	Between 1st December 1939 and 1st September 1940.	1st March 1977	1,13,505	1st March 1948	13,04,465
61 Lakhs Loan (1948-49)	61,00,000	Between 4th March 1947 and 13th December 1948	1st March 1979	1,28,218	1st March 1950	11,43,012
17.97 Lakhs Loan (1950-51)	17,97,000	1st December 1950	1st December 1960	1,56,754	1st December 1951	10,24,093
3½ per cent. Municipal Loans (3 per cent. basis).						
75 Lakhs Loan (1947-48)	75,00,000	1st August 1947	1st August 1977	1,57,645	1st August 1948	16,33,564
1.25 Crores Loan (1949-50)	88,14,500	Between 23rd September to 29th September 1949	15th September 1979	1,85,275	15th September 1950	14,42,735
2 Crores Loan (1950-51)	2,00,00,000	21st August 1950	16th August 1965	10,75,332	16th August 1951	70,86,111
80 Lakhs Loan (1950-51)	80,00,000	Between 20th December 1950 to 29th March 1951	1st September 1980	1,68,152	1st September 1951	11,06,713
10 Lakhs Loan (1950-51)	10,00,000	1st March 1951	16th August 1965	53,767	16th August 1951	3,54,307
3 per cent. Municipal Loans (3 per cent. basis).						
175.34,000 Loan (1951-52)	1,75,34,000	3rd October 1951	3rd October 1966	9,42,751	3rd October 1952	50,79,436
33 Lakhs Loan (1951-52)	33,00,000	16th Feb. 1952	3rd October 1966	1,77,432	3rd October 1952	9,55,985
60 Lakhs Loan (1951-52)	60,00,000	16th Feb. 1952	16th August 1966	3,22,602	16th August 1952	17,44,854
4 per cent. Municipal Loans (3½ per cent. basis)						3,69,12,732
2.44.14.500 Loan (1952-53)	2,44,14,500	3rd September 1952	1st September 1964	16,48,280	1st September 1953	71,25,883
69 Lakhs Loan (1952-53)	69,00,000	26 November 1952	1st September 1967	3,51,045	1st September 1953	15,17,646
35 Lakhs Loan (1952-53)	35,00,000	28th March 1953	1st September 1964	2,36,293	1st September 1953	10,21,548
110 Lakhs Loan (1953-54)	1,10,00,000	3rd September 1953	1st September 1963	3,76,084	1st September 1954	* 23,46,795
50 Lakhs Loan (1953-54)	50,00,000	12th November 1953	1st September 1973	1,72,311	1st September 1954	5,48,297
85 Lakhs Loan (1953-54)	85,00,000	11th September 1953	1st September 1973	2,92,928	1st September 1954	9,32,104
1.92.49,000 Loan (1954-55)	1,92,49,000	15th October 1954	1st September 1964	6,63,361	1st September 1955	** 17,40,624
70 Lakhs Loan (1954-55)	70,00,000	15th March 1955	1st March 1975	2,41,235	1st March 1956	4,93,053
4 per cent. Municipal Loans (3½ per cent. basis)						1,57,25,950
180 Lakhs Loan (1955-56)	1,80,00,000	15th September 1955	15th September 1967	6,36,500	15th September 1956	6,48,567
30 Lakhs Loan (1955-56)	30,00,000	15th March 1956	15th September 1967	1,06,50	15th September 1956	1,08,094
						7,56,661
						5,85,70,283
Total ...						
Amount actually invested upto 31st March 1957.						
	Amount of Sinking Fund invested upto 31st March 1956.	Sinking Fund Instalments paid in 1956-57.	Interest, etc., accumulations invested in 1956-57.	Total.	Amount of Interest accrued upto 31st March 1957 collected and invested in 1957-58.	Total of Columns 5 and 6
1	2	3	4	5	6	7
	Rs. a. p.	Rs. a. p.	Rs. a. p.	Rs. a. p.	Rs. a. p.	Rs. a. p.
Sinking Funds	4,92,92,485 0 10	1,04,50,810 0 0	18,00,836 12 0	6,15,44,131 12 10		
Deduct—Withdrawn for repayment of Loans				2,11,500 0 0		
Total Sinking Funds				† 6,13,32,631 12 10		
In Public Securities as detailed in Appendix No. 16-A				6,13,32,200 14 8		
In Cash with the State Bank of India				430 14 2		
Total				6,13,32,631 12 10	2,63,571 13 1	6,15,96,203 9 11

† The market value of the securities on 31st March 1957 is Rs. 5,90,54,141-2-8 as shown in Appendix No. 16-A and after adding the cash balance of Rs. 430-14-2 and the interest accrued on the securities upto 31st March 1957 amounting to Rs. 2,63,571-13-1 the total amount of Sinking Fund is Rs. 5,93,18,143-13-11.

* Inclusive of Rs. 11,40,540 credited as per S.C.R. No. 2377 of 16-1-57 S.C.R. No. 1487 of 21-1-57.

** Inclusive of Rs. 3,59,460 credited as per S.C.R. No. 2377 of 16-1-57 S.C.R. No. 1487 of 21-1-57.

G. V. DAMLE,
Ag. Chief Accountant.

V. L. GIDWANI,
Municipal Commissioner.

Statement showing Outstanding Loans due by the Municipality, the interest outstanding on 1st State Bank of India, and in Office during that year

No.	Particulars of Loans.	Rate of Interest.	Balance due on 1st April 1956.	Amount raised in 1956-57.	Total.	Amount re-paid in 1956-57
1	2	3	4	5	6	7
			Rs. a. p.	Rs. a. p.	Rs. a. p.	Rs. a. p.
Loans raised from Government.						
		5½ per cent.	1,85,879 13 0	A 1,85,879 13 0	1,85,879 13 0	1,85,879 13 0
1	150 Lakhs Loan (1925-26)	5 per cent.	2,47,798 13 0	A 2,47,798 13 0	2,47,798 13 0	2,47,798 13 0
		5 per cent.	4,36,188 14 0	A 4,36,188 14 0	4,36,188 14 0	2,14,072 15 0
2	100 Lacs Loan (1953-54)	3½ per cent.	95,25,843 13 0	E 95,25,843 13 0	95,25,843 13 0	2,52,296 10 0
		4½ per cent.	95,25,843 13 0	E 95,25,843 13 0	95,25,843 13 0	2,52,296 10 0
3	100 Lacs Loan (1953-54)	4½ per cent.	97,67,855 0 0	E 97,67,855 0 0	97,67,855 0 0	2,42,011 3 0
4	100 Lacs Loan (1954-55)	4½ per cent.	97,67,855 0 0	E 97,67,855 0 0	97,67,855 0 0	2,42,011 3 0
5	100 Lacs Loan (1954-55)	4½ per cent.	1,00,00,000 0 0	E 1,00,00,000 0 0	1,00,00,000 0 0	2,32,145 0 0
6	100 Lacs Loan (1955-56)	4½ per cent.	1,00,00,000 0 0	E 1,00,00,000 0 0	1,00,00,000 0 0	2,32,145 0 0
7	100 Lacs Loan (1955-56)	4½ per cent.	50,00,000 0 0	E 50,00,000 0 0	50,00,000 0 0	1,16,072 10 0
8	50 Lacs Loan (1955-56)	4½ per cent.	...	1,00,00,000 0 0	1,00,00,000 0 0	...
9	100 Lacs Loan (1956-57)	4 per cent.	...	1,00,00,000 0 0	1,00,00,000 0 0	...
Total Loans raised from Government Rs.			6,44,57,265 2 0	1,00,00,000 0 0	7,44,57,265 2 0	22,16,729 13 0
Loans raised from the Public.						
1	The Tansa Water Works Loan (Rs. 147 Lakhs)	5 per cent.	5,000 0 0	5,000 0 0	5,000 0 0	(a)
2	25 Lakhs Loan for Sewerage, Water and other Sanitary Works	4 per cent.	1,000 0 0	1,000 0 0	1,000 0 0	(a)
3	The 2nd 24½ Lakhs Loan for certain Sewerage Works	4 per cent.				(a)
4	The 15 Lakhs Loan for Street Improvements	4 per cent.				(a)
5	The 30 Lakhs Loan for the Acquisition of Sites for the Construction of Overbridges...	4 per cent.	26,000 0 0		26,000 0 0	(a)
6	The 70 Lakhs Loan for re-duplication of Tansa Main and other Auxiliary Works	4 per cent.	20,63,500 0 0		20,63,500 0 0	(a) 500 0 0
7	The 20 Lakhs Loan for Street Improvements	4 per cent.	2,000 0 0		2,000 0 0	(a)
8	The 10 Lakhs Loan for the Conversion of the Storm Water Reservoir at Clerk Road into a Public Park	5 per cent.	10,00,000 0 0		10,00,000 0 0	(a)
9	160 Lakhs Loan for the Improvement of the Water Supply in Bombay (First Issue)	6 per cent.	92,500 0 0		92,500 0 0	(a) 59,500 0 0
10	160 Lakhs Loan for the Improvement of the Water Supply in Bombay (Second Issue).	6 per cent.	1,84,500 0 0		1,84,500 0 0	(a) 1,47,000 0 0
11	Rs. 25 Lakhs Loan (1927-28)	5 per cent.	25,00,000 0 0		25,00,000 0 0	(a)
12	Rs. 37 Lakhs Loan (1929-30)	5 per cent.	26,21,500 0 0		26,21,500 0 0	(a)
13	Rs. 31.43 Lakhs Loan for the repayment of Rs. 40 Lakhs Loan due 19th December 1929	5 per cent.	43,500 0 0		43,500 0 0	(a) 2,000 0 0
14	Rs. 28 Lakhs Loan for the repayment of Rs. 39,94,000 out of 6 per cent. 50 Lakhs Loan due 1st August 1929	5 per cent.	3,000 0 0		3,000 0 0	(a) 1,000 0 0
Loans from Public Carried over Rs.			85,47,500 0 0	...	85,47,500 0 0	2,10,000 0 0
Loans from Govt. Carried over Rs.			6,44,57,265 2 0	1,00,00,000 0 0	7,44,57,265 2 0	22,16,729 13 0

A—These loans are payable out of revenue in annual equal instalments including principal and interest based on the amortization of the loans within a period of 30 years. No Sinking Fund has been created for these loans.

(a) As under the terms of these loans the bonds cannot be repaid to the holders before the dates stipulated in the debentures, the Sinking Fund has been invested as shown in detail in Appendix No. 10

E—These loans are repayable in twenty-five annual equated instalments of principal and interest, the first instalment being payable on the first anniversary date of the drawal of the loan.

F—The loan is repayable in seven annual equated instalments of both principal and interest commencing from 1960-61. The interest on the loan will be paid annually till the payments of equated instalments of the loan commence.

No 11.

April 1956 on the different Loans, the amount payable for the year 1956-57 the amount paid by the and the balances outstanding on 31st March 1957.

Balance due on 31st March 1957.	Interest outstanding on 1st April 1956.	Interest payable in 1956-57	Total interest due	Deduct—Interest paid by the State Bank of India and in Office.	Outstanding balance on 31st March 1957
8	9	10	11	12	13
Rs. a. p.	Rs. a. p.	Rs. a. p.	Rs. a. p.	Rs. a. p.	Rs. a. p.
...	...	9,294 0 0	9,294 0 0	9,294 0 0	
...	...	12,389 15 0	12,389 15 0	12,389 15 0	
2,22,115 15 0	...	16,357 1 0	16,357 1 0	16,357 1 0	
92,73,547 3 0	...	4,04,848 6 0	4,04,848 6 0	4,04,848 6 0	
92,73,547 3 0	...	4,04,848 6 0	4,04,848 6 0	4,04,848 6 0	
95,25,843 13 0	...	4,15,133 13 0	4,15,133 13 0	4,15,133 13 0	
95,25,843 13 0	...	4,15,133 13 0	4,15,133 13 0	4,15,133 13 0	
97,67,855 0 0	...	4,25,000 0 0	4,25,000 0 0	4,25,000 0 0	
97,67,855 0 0	...	4,25,000 0 0	4,25,000 0 0	4,25,000 0 0	
48,83,927 6 0	...	2,12,500 0 0	2,12,500 0 0	2,12,500 0 0	
9,00,00,000 0 0	
7,22,40,535 5 0	...	27,40,505 6 0	27,40,505 6 0	27,40,505 6 0	
5,000 0 0	2,890 1 0	...	2,890 1 0	...	2,890 1 0
5,000 0 0	380 0 0	...	380 0 0	...	380 0 0
1,000 0 0	420 0 0	...	420 0 0	...	420 0 0
...	132 0 0	...	132 0 0	...	132 0 0
26,000 0 0	16,499 1 0	...	16,499 1 0	...	16,499 1 0
20,63,000 0 0	4,284 4 2	82,400 0 0	86,684 4 2	80,093 4 0	6,591 0 2
2,000 0 0	1,318 2 0	...	1,318 2 0	...	1,318 2 0
40,00,000 0 0	...	50,000 0 0	50,000 0 0	50,000 0 0	...
33,000 0 0	11,263 12 0	...	11,263 12 0	3,978 3 0	7,285 9 0
37,500 0 0	18,119 4 0	...	18,119 4 0	8,218 8 0	9,900 12 0
25,00,000 0 0	...	1,25,000 0 0	1,25,000 0 0	1,25,000 0 0	...
26,21,500 0 0	11,917 15 0	1,31,075 0 0	1,42,992 15 0	1,29,174 1 0	13,818 14 0
41,500 0 0	4,577 5 0	...	4,577 5 0	600 0 0	3,977 5 0
2,000 0 0	483 8 0	...	483 8 0	75 0 0	408 8 0
83,37,500 0 0	72,285 4 2	3,88,475 0 0	4,60,760 4 2	3,97,139 0 0	63,621 4 2
7,22,40,535 5 0	...	27,40,505 6 0	27,40,505 6 0	27,40,505 6 0	...

B—Debentures in respect of these loans have remained unpaid owing to their not having been surrendered for repayment upto 31st March 1957. The Debentures do not carry interest from and after the due dates and will be paid when surrendered for repayment by the holders, out of the Sinking Fund Investments.

C—Stoppage is recorded against these Debentures.

Appendix

No.	Particulars of Loans.	Rate of Interest.	Balance due on 1st April 1956.	Amount raised in 1956-57.	Total.	Amount re-paid in 1956-57
1	2	3	4	5	6	7
			Rs. a. p.	Rs. a. p.	Rs. a. p.	Rs. a. p.
	Loans from Govt. Brought forward ...		6,44,57,265 2 0	1,00,00,000 0 0	7,44,57,265 2 0	22,16,729 13 0
	Loans from Public Brought forward ...		85,47,500 0 0		85,47,500 0 0	2,10,000 0 0
	Loans raised from the Public—contd.					
15	Rs. 40 Lakhs Loan (1930-31) ...	6 per cent.	22,500 0 0		22,500 0 0	(a) 1,500 0 0
16	Rs. 9 Lakhs Loan (1935-36) ...	3½ per cent.	9,00,000 0 0		9,00,000 0 0	(a)
17	Rs. 24½ Lakhs Loan (1936-37) ...	3 per cent.	24,50,000 0 0		24,50,000 0 0	(a)
18	Rs. 30 Lakhs Loan (1937-38) ...	3 per cent.	30,00,000 0 0		30,00,000 0 0	(a)
19	Rs. 30 Lakhs Loan (1938-39) ...	3 per cent.	30,00,000 0 0		30,00,000 0 0	(a)
20	Rs. 64 Lakhs Loan (1939-40) ...	3 per cent.	64,00,000 0 0		64,00,000 0 0	(a)
21	Rs. 48 Lakhs Loan (1940-41) ...	3½ per cent.	48,00,000 0 0		48,00,000 0 0	(a)
22	Rs. 25 Lakhs Loan (1941-42) ...	3½ per cent.	25,00,000 0 0		25,00,000 0 0	(a)
23	Rs. 20 Lakhs Loan (1943-44) ...	3½ per cent.	20,00,000 0 0		20,00,000 0 0	(a)
24	Rs. 22 Lakhs Loan (1944-45) ...	3½ per cent.	22,00,000 0 0		22,00,000 0 0	(a)
25	Rs. 25 Lakhs Loan (1945-46) ...	3½ per cent.	25,00,000 0 0		25,00,000 0 0	(a)
26	Rs. 54 Lakhs Loan (1946-47) ...	3 per cent.	54,00,000 0 0		54,00,000 0 0	
27	Rs. 75 Lakhs Loan (1947-48) ...	3½ per cent.	75,00,000 0 0		75,00,000 0 0	
28	Rs. 61 Lakhs Loan (1948-49) ...	3 per cent.	61,00,000 0 0		61,00,000 0 0	
29	Rs. 1.25 Crores Loan of 1949 ...	3½ per cent.	88,14,500 0 0		88,14,500 0 0	
30	Rs. 2 Crores Loan (1950-51) ...	3½ per cent.	2,00,00,000 0 0		2,00,00,000 0 0	
31	Second instalment of Rs. 10 Lakhs Loan out of Rs. 3 Crores Loan of 1949-50 ...	3½ per cent.	10,00,000 0 0		10,00,000 0 0	
32	Rs. 80 Lakhs Loan (1950-51) ...	3½ per cent.	80,00,000 0 0		80,00,000 0 0	
33	Rs. 17.97 Lakhs Loan for repayment of Rs. 40 lakhs Loan (1930-31) due for repayment on 1st December 1950 ...	3 per cent.	17,97,000 0 0		17,97,000 0 0	
34	Rs. 1,75,34,000 Loan 1951-52 out of Rs. 420 Lakhs Loan ...	3½ per cent.	1,75,34,000 0 0		1,75,34,000 0 0	
35	Rs. 33 Lakhs Loan 1951-52 out of Rs. 420 Lakhs Loan ...	3½ per cent.	33,00,000 0 0		33,00,000 0 0	
36	Rs. 60 Lakhs Loan 1951-52 out of Rs. 420 Lakhs Loan ...	3½ per cent.	60,00,000 0 0		60,00,000 0 0	
37	Rs. 2,44,14,500 Loan 1952-53 out of Rs. 419 Lacs. Loan ...	4 per cent.	2,44,14,500 0 0		2,44,14,500 0 0	
38	Rs. 69 Lacs. Loan 1952-53 out of Rs. 419 Lacs. Loan ...	4 per cent.	69,00,000 0 0		69,00,000 0 0	
39	Rs. 35 Lacs. Loan 1952-53 out of Rs. 419 Lacs. Loan ...	4 per cent.	35,00,000 0 0		35,00,000 0 0	
40	Rs. 110 Lacs Loan 1953-54 ...	4 per cent.	1,10,00,000 0 0		1,10,00,000 0 0	
41	Rs. 85 do. 1953-54 ...	4 per cent.	85,00,000 0 0		85,00,000 0 0	
42	Rs. 50 do. 1953-54 ...	4 per cent.	50,00,000 0 0		50,00,000 0 0	
43	Rs. 1,92,49,000 Loan 1954-55 ...	4 per cent.	1,92,49,000 0 0		1,92,49,000 0 0	
44	Rs. 70 Lacs Loan 1954-55 ...	4 per cent.	70,00,000 0 0		70,00,000 0 0	
45	Rs. 180 Lacs Loan 1955-56 ...	4 per cent.	1,80,00,000 0 0		1,80,00,000 0 0	
46	Rs. 30 Lacs Loan out of Rs. 60 Lacs Loan 1955-56 ...	4 per cent.	30,00,000 0 0		30,00,000 0 0	
47	Rs. 1,15,50,000 Loan 1956-57 ...	4 per cent.		1,15,50,000 0 0	1,15,50,000 0 0	
48	Rs. 130 Lacs Loan 1956-57 ...	4 per cent.		1,30,00,000 0 0	1,30,00,000 0 0	
	Total Loans raised from the public ...	Total ...	23,03,29,000 0 0	2,45,50,000 0 0	25,48,79,000 0 0	2,11,500 0 0
	Advances from Special Funds for Capital Works.					
1	Rs. 8½ lakhs Advance from Plant and Machinery Depreciation Fund (1931-32) ...	5 per cent.	2,71,634 5 0		2,71,634 5 0	39,935 5 0
2	Rs. 13 lakhs Advance from Special Fund (1932-33) ...					
2	Rs. 8 lakhs from Renewal of Road Surfaces Fund of Rs. 2,64,520-4-0 ...	4½ per cent.	2,84,855 10 0		2,84,855 10 0	35,521 8 0
3	Rs. 1½ lakhs from Plant and Machinery Depreciation Fund ...	4½ per cent.	53,400 0 0		53,400 0 0	6,661 0 0
4	Rs. 3½ lakhs from Plant and Machinery Depreciation Fund ...	4½ per cent.	1,41,727 7 0		1,41,727 7 0	15,109 4 0
5	Rs. 11 lakhs Advance from Special Funds (1933-34) ...					
5	Rs. 5 lakhs from Municipal Fire and Accident Insurance Fund ...	4 per cent.	1,94,679 6 0		1,94,679 6 0	21,127 13 0
6	Rs. 3 lakhs from Renewal of Road Surfaces Fund ...	4 per cent.	1,28,996 14 0		1,28,996 14 0	12,189 2 0
7	Advance of Rs. 2,64,520-4-0 from Net Premia fund for repayment of an advance from Fines Fund ...	4 per cent.	1,16,807 12 0		1,16,807 12 0	12,676 11 0
8	Rs. 8.69 lakhs Advance from Special Funds ...					
8	Rs. 5 lakhs from Net Premia Fund ...	4 per cent.	2,14,994 9 0		2,14,994 9 0	20,315 3 0
9	Rs. 3.69 lakhs from Net Premia Fund ...	4 per cent.	1,73,090 4 0		1,73,090 4 0	14,415 6 0
10	Advances from Land Sales Reserve Fund ...					
10	Rs. 8 lakhs Advance from Net Premia Fund ...	3 per cent.	3,48,602 0 0		3,48,602 0 0	83,326 15 0
11	Advance of Rs. 3,81,662 from Fire and Accident Insurance Fund ...	3 per cent.	1,66,308 5 0		1,66,308 5 0	39,753 12 0
12	Advance of Rs. 2,07,378 from Net Premia fund for repayment of Rs. 28 Lacs Loan due on 1-8-1954 ...	4 per cent.	1,69,090 2 0		1,69,090 2 0	39,819 6 0
	Total Advances ...		22,64,186 10 0		22,64,186 10 0	3,40,851 5 0
	Total Carried over...		29,70,50,451 12 0	3,45,50,000 0 0	33,16,00,451 12 0	27,69,081 2 0

(a) As under the terms of these loans the bonds cannot be repaid to the holders before the dates stipulated in the debentures, the Sinking Fund has been invested as shown in detail in Appendix No. 10.

No. 11—continued.

Balance due on 31st March 1957.	Interest outstanding on 1st April 1956	Interest payable in 1956-57.	Total Interest due.	Deduct—Interest paid by the State Bank of India and in Office.	Outstanding Balance on 31st March 1957
8	9	10	11	12	13
Rs. a. p.	Rs. a. p.	Rs. a. p.	Rs. a. p.	Rs. a. p.	Rs. a. p.
7,22,40,535 5 0	...	27,40,505 6 0	27,40,505 6 0	27,40,505 6 0	...
83,37,500 0 0	72,285 4 2	3,88,475 0 0	4,60,760 4 2	3,97,139 0 0	63,621 4 2
21,000 0 0	12,013 12 0	...	12,013 12 0	630 0 0	11,383 12 0
9,00,000 0 0	...	31,500 0 0	31,500 0 0	31,500 0 0	...
24,50,000 0 0	...	73,500 0 0	73,500 0 0	73,500 0 0	...
30,00,000 0 0	...	90,000 0 0	90,000 0 0	90,000 0 0	...
30,00,000 0 0	...	90,000 0 0	90,000 0 0	90,000 0 0	...
64,00,000 0 0	...	1,92,000 0 0	1,92,000 0 0	1,92,000 0 0	...
48,00,000 0 0	...	1,68,000 0 0	1,68,000 0 0	1,68,000 0 0	...
25,00,000 0 0	...	87,500 0 0	87,500 0 0	87,500 0 0	...
20,00,000 0 0	...	70,000 0 0	70,000 0 0	70,000 0 0	...
22,00,000 0 0	...	77,000 0 0	77,000 0 0	77,000 0 0	...
25,00,000 0 0	...	87,500 0 0	87,500 0 0	87,500 0 0	...
54,00,000 0 0	...	1,62,000 0 0	1,62,000 0 0	1,62,000 0 0	...
75,00,000 0 0	11,350 10 0	2,43,750 0 0	2,55,100 10 0	2,43,148 14 0	11,951 12 0
61,00,000 0 0	...	1,83,000 0 0	1,83,000 0 0	1,83,000 0 0	...
88,14,500 0 0	69,948 6 0	2,86,472 0 0	3,56,420 6 0	2,73,423 0 0	82,996 10 0
2,00,00,000 0 0	21,965 9 0	6,50,000 0 0	6,71,965 9 0	6,48,450 11 0	23,514 14 0
10,00,000 0 0	...	32,500 0 0	32,500 0 0	32,500 0 0	...
80,00,000 0 0	...	2,60,000 0 0	2,60,000 0 0	2,60,000 0 0	...
17,97,000 0 0	...	53,910 0 0	53,910 0 0	53,910 0 0	...
1,75,34,000 0 0	7,355 6 0	6,57,525 0 0	6,64,880 6 0	6,55,463 5 0	9,417 1 0
33,00,000 0 0	3,750 0 0	1,23,750 0 0	1,27,500 0 0	1,26,571 14 0	928 2 0
60,00,000 0 0	...	2,25,000 0 0	2,25,000 0 0	2,25,000 0 0	...
2,44,14,500 0 0	80,096 9 0	9,76,580 0 0	10,56,676 9 0	9,09,409 5 0	1,47,267 4 0
69,00,000 0 0	...	2,76,000 0 0	2,76,000 0 0	2,76,000 0 0	...
35,00,000 0 0	2,487 6 0	1,44,033 0 0	1,46,520 6 0	1,44,158 0 0	2,362 6 0
1,10,00,000 0 0	71,039 8 0	4,40,000 0 0	5,11,039 8 0	4,37,327 2 0	73,712 6 0
85,00,000 0 0	...	3,40,000 0 0	3,40,000 0 0	3,40,000 0 0	...
50,00,000 0 0	...	2,00,000 0 0	2,00,000 0 0	2,00,000 0 0	...
1,92,49,000 0 0	1,03,394 2 0	7,69,960 0 0	8,73,354 2 0	7,77,254 6 0	96,099 12 0
70,00,000 0 0	...	2,80,000 0 0	2,80,000 0 0	2,80,000 0 0	...
1,80,90,000 0 0	72,515 14 0	7,20,000 0 0	7,92,515 14 0	7,30,747 5 0	61,768 9 0
30,00,000 0 0	...	2,40,000 0 0	2,40,000 0 0	1,20,000 0 0	*1,20,000 0 0
1,15,50,000 0 0	...	10,00,000 0 0	10,00,000 0 0	53,333 5 0	*9,46,666 11 0
1,30,00,000 0 0
25,46,67,500 0 0	5,28,202 6 2	96,19,955 0 0	1,01,48,157 6 2	84,96,466 3 0	5,85,023 12 2
					*10,66,667 7 0
2,31,699 0 0	...	13,581 11 0	13,581 11 0	13,581 11 0	...
2,49,334 2 0	...	12,818 8 0	12,818 8 0	12,818 8 0	...
46,739 0 0	...	2,403 0 0	2,403 0 0	2,403 0 0	...
1,26,618 3 0	...	6,377 12 0	6,377 12 0	6,377 12 0	...
1,73,551 9 0	...	7,787 3 0	7,787 3 0	7,787 3 0	...
1,16,807 12 0	...	5,159 14 0	5,159 14 0	5,159 14 0	...
1,04,131 1 0	...	4,672 5 0	4,672 5 0	4,672 5 0	...
1,94,679 6 0	...	8,599 13 0	8,599 13 0	8,599 13 0	...
1,58,674 14 0	...	6,923 10 0	6,923 10 0	6,923 10 0	...
2,65,275 1 0	...	10,458 1 0	10,458 1 0	10,458 1 0	...
1,26,554 9 0	...	4,989 4 0	4,989 4 0	4,989 4 0	...
1,29,270 12 0	...	6,763 10 0	6,763 10 0	6,763 10 0	...
19,23,335 5 0	...	90,534 11 0	90,534 11 0	90,534 11 0	...
32,88,31,370 10 0	5,28,202 6 2	1,24,50,995 1 0	1,29,79,197 7 2	1,13,27,506 4 0	5,85,023 12 2
					*10,66,667 7 0

* To be treated as Savings.

† The provision of interest was made for the half year on the basis of Rs. 5 Crores Loan.

No.	Particulars of Loans.	Rate of Interest.	Balance due on 1st April 1956.	Amount raised in 1956-57.	Total.	Amount repaid in 1956-57.
1	2	3	4	5	6	7
			Rs. a. p.	Rs. a. p.	Rs. a. p.	Rs. a. p.
	Total brought forward		29,70,50,451 12 0	3,45,50,000 0 0	33,16,00,451 12 0	27,69,081 2 0
	Advances from different Funds for purchase of Plant and Machinery					
13	Advance of Rs. 43,200 taken from Net Premia fund in 1941-42	3 per cent.	9,283 11 0		9,283 11 0	3,602 8 0
14	Advance of Rs. 89,537-4-6 taken from Net Premia fund in 1944-45	3 per cent.	8,734 9 6		8,734 9 6	8,734 9 6
15	Advance of Rs. 55,216-4-0 taken from Net Premia fund in 1945-46	3 per cent.	5,778 3 0		5,778 3 0	5,778 3 0
16	Advance of Rs. 1,08,567-5-0 taken from Net Premia fund in 1946-47	3 per cent.	55,537 0 0		55,537 0 0	6,810 14 0
17	Advance of Rs. 97,972-4-0 taken from Net Premia fund in 1947-48	3 per cent.	29,947 7 0		29,947 7 0	9,690 10 0
18	Advance of Rs. 93,034-13-6 taken from Net Premia fund in 1948-49	3 per cent.	47,382 2 6		47,382 2 6	7,327 9 0
19	Advance of Rs. 1,23,619-2-6 taken from Net Premia fund in 1949-50	3 per cent.	72,418 14 6		72,418 14 6	9,451 7 0
20	Advance of Rs. 53,323-11-0 taken from Fire & Accident Insurance fund in 1949-50	3 per cent.	34,777 0 0		34,777 0 0	3,423 11 0
21	Advance of Rs. 395,820-3-6 taken from Net Premia Fund in 1951-52	3½ per cent.	85,094 15 6		85,094 15 6	85,094 15 6
22	Advance of Rs. 2,499-8-0 taken from Fire and Accident Insurance Fund in 1951-52	3½ per cent.	535 6 0		535 6 0	535 6 0
23	Advance of Rs. 36,349-2-0 taken from K. E. M. Hospital and G. S. M. College Research Fund in 1951-52	3½ per cent.	7,813 10 0		7,813 10 0	7,813 10 0
24	Advance of Rs. 94,121-13-0 taken from Hospital Fund in 1951-52	3½ per cent.	20,231 4 0		20,231 4 0	20,231 4 0
25	Advance of Rs. 64,531-2-0 taken from Slum Service fund in 1951-52	3½ per cent.	13,872 10 0		13,872 10 0	13,872 10 0
26	Advance of Rs. 40,399-0-0 taken from Garden Fund in 1951-52	3½ per cent.	8,681 8 0		8,681 8 0	8,681 8 0
27	Advance of Rs. 67,685-11-0 taken from Depreciation Fund in 1951-52 for replacement of Plant and Machinery purchased out of Loan Funds	3½ per cent.	14,549 6 0		14,549 6 0	14,549 6 0
28	Advance of Rs. 2,30,146-12-0 taken from Plant and Machinery Depreciation Fund in 1951-52	3½ per cent.	49,490 7 0		49,490 7 0	49,490 7 0
29	Advance of Rs. 43,583-8-0 taken from Precast Concrete slab Pavement Renewal Fund in 1951-52	3½ per cent.	9,367 7 0		9,367 7 0	9,367 7 0
30	Advance of Rs. 16,214-9-6 taken from K. E. M. Hospital and G. S. M. College Equipment Fund in 1951-52	3½ per cent.	3,480 7 6		3,480 7 6	3,480 7 6
31	Advance of Rs. 2,36,158-11-0 taken from Renewal of Road Surfaces Fund in 1951-52	3½ per cent.	50,770 3 0		50,770 3 0	50,770 3 0
32	Advance of Rs. 8,08,361-3-7 taken from Net Premia Fund in 1952-53	4 per cent.	3,42,476 4 7		3,42,476 4 7	1,67,880 15 0
33	Advance of Rs. 3,52,682-11-3 taken from Municipal Fire and Accident Insurance Fund in 1952-53	4 per cent.	1,49,417 8 3		1,49,417 8 3	73,246 4 0
34	Advance of Rs. 424-8-0 taken from K. E. M. Hospital and G. S. M. College Research Fund in 1952-53	4 per cent.	177 15 0		177 15 0	88 4 0
35	Advance of Rs. 4,12,789-3-0 taken from Hospital Fund in 1952-53	4 per cent.	1,74,884 7 0		1,74,884 7 0	85,728 10 0
36	Advance of Rs. 16,505-14-0 taken from Slum Service Fund in 1952-53	4 per cent.	6,991 15 0		6,991 15 0	3,428 4 0
37	Advance of Rs. 43,220-15-0 taken from Garden Fund in 1952-53	4 per cent.	18,310 1 0		18,310 1 0	8,976 10 0
38	Advance of Rs. 81,088-8-0 taken from Depreciation Fund for replacement of Plant and Machinery in 1952-53	4 per cent.	34,353 10 0		34,353 10 0	16,840 13 0
39	Advance of Rs. 5,42,539-14-0 taken from Plant and Machinery Depreciation Fund in 1952-53	4 per cent.	2,29,854 4 0		2,29,854 4 0	1,12,675 13 0
40	Advance of Rs. 26,504-4-0 taken from Precast Concrete Slabs Pavement Renewal Fund in 1952-53	4 per cent.	11,227 12 0		11,227 12 0	5,504 14 0
41	Advance of Rs. 68,874-4-0 taken from K. E. M. Hospital and G. S. M. College Equipment Fund in 1952-53	4 per cent.	29,180 0 0		29,180 0 0	14,303 13 0
42	Advance of Rs. 1,90,955-1-6 taken from Renewal of Road Surfaces Fund in 1952-53	4 per cent.	80,900 9 6		80,900 9 6	39,658 0 0
	Total Carried over		16,05,520 9 10		16,05,520 9 10	8,46,438 15 6
	Total Carried over		29,70,50,451 12 0	3,45,50,000 0 0	33,16,00,451 12 0	27,69,081 2 0

No. 11—contd.

Balance due on 31st March 1957.	Interest outstanding on 1st April 1956	Interest payable in 1956-57	Total Interest due.	Deduct-Interest paid by the State Bank of India and in Office.	Outstanding Balance on 31st March 1957
8	9	10	11	12	13
Rs. a. p.	Rs. a. p.	Rs. a. p.	Rs. a. p.	Rs. a. p.	Rs. a. p.
32,88,31,370 10 0	5,28,202 6 2	1,24,50,995 1 0	1,29,79,197 7 2	1,13,27,506 4 0	5,85,023 12 2 *10,66,667 7 0
6,281 3 0	...	278 8 0	278 8 0	278 8 0	
...	...	262 0 0	262 0 0	262 0 0	
...	...	173 5 0	173 5 0	173 5 0	
48,726 2 0	...	1,666 2 0	1,666 2 0	1,666 2 0	
20,256 13 0	...	898 6 0	898 6 0	898 6 0	
40,054 9 6	...	1,421 7 0	1,421 7 0	1,421 7 0	
62,967 7 6	...	2,172 9 0	2,172 9 0	2,172 9 0	
31,353 5 0	...	1,043 5 0	1,043 5 0	1,043 5 0	
...	...	3,191 1 0	3,191 1 0	3,191 1 0	
...	...	20 0 0	20 0 0	20 0 0	
...	...	292 8 0	292 8 0	292 8 0	
...	...	758 11 0	758 11 0	758 11 0	
...	...	520 4 0	520 4 0	520 4 0	
...	...	325 9 0	325 9 0	325 9 0	
...	...	544 13 0	544 13 0	544 13 0	
...	...	1,855 14 0	1,855 14 0	1,855 14 0	
...	...	351 5 0	351 5 0	351 5 0	
...	...	130 8 0	130 8 0	130 8 0	
...	...	1,903 14 0	1,903 14 0	1,903 14 0	
1,74,595 5 7	...	13,699 1 0	13,699 1 0	13,699 1 0	
76,171 4 3	...	5,976 12 0	5,976 12 0	5,976 12 0	
89 11 0	...	7 12 0	7 12 0	7 12 0	
89,155 13 0	...	6,995 6 0	6,995 6 0	6,995 6 0	
3,563 11 0	...	279 12 0	279 12 0	279 12 0	
9,333 7 0	...	732 6 0	732 6 0	732 6 0	
17,512 13 0	...	1,374 3 0	1,374 3 0	1,374 3 0	
1,17,178 7 0	...	9,194 3 0	9,194 3 0	9,194 3 0	
5,722 14 0	...	449 2 0	449 2 0	449 2 0	
14,876 3 0	...	1,167 3 0	1,167 3 0	1,167 3 0	
41,242 9 6	...	3,236 0 0	3,236 0 0	3,236 0 0	
7,59,081 10 4	...	60,921 13 0	60,921 13 0	60,921 13 0	
32,88,31,370 10 0	5,28,202 6 2	1,24,50,995 1 0	1,29,79,197 7 2	1,13,27,506 4 0	5,85,023 12 2 *10,66,667 7 0

* To be treated as savings.

No.	Particulars of Loans	Rate of Interest.	Balance due on 1st April 1956.	Amount raised in 1956-57.	Total.	Amount repaid in 1956-57.
1	2	3	4	5	6	7
			Rs. a. p.	Rs. a. p.	Rs. a. p.	Rs. a. p.
	Total brought forward		29,70,50,451 12 0	3,45,50,000 0 0	33,16,00,451 12 0	27,69,081 2 0
	Advances brought forward		16,05,520 9 10		16,05,520 9 10	8,46,438 15 6
43	Advance of Rs. 3,04,224-12-9 taken from Net Premia Fund in 1953-54	4 per cent.	1,89,640 0 9		1,89,640 0 9	60,752 6 0
44	Advance of Rs. 4,36,209-13-9 taken from Fire and Accident Insurance Fund in 1953-54	4 per cent.	2,71,915 3 9		2,71,915 3 9	87,108 6 0
45	Advance of Rs. 23,000 taken from K. E. M. Hospital and G. S. M. College Equipment Fund in 1953-54	4 per cent.	14,336 2 0		14,336 2 0	4,593 9 0
46	Advance of Rs. 3,26,210-4-0 taken from Hospital Fund in 1953-54	4 per cent.	2,03,346 0 0		2,03,346 0 0	65,142 2 0
47	Advance of Rs. 2,961-4-0 taken from Slum Service Fund in 1953-54	4 per cent.	1,844 4 0		1,844 4 0	592 4 0
48	Advance of Rs. 43,929-7-6 taken from Garden Fund in 1953-54	4 per cent.	27,383 6 6		27,383 6 6	8,772 11 0
49	Advance of Rs. 2,39,815-6-0 taken from Depreciation Fund for replacement of Plant and Machinery in 1953-54	4 per cent.	1,49,491 9 0		1,49,491 9 0	47,889 5 0
50	Advance of Rs. 2,65,452-12-0 taken from Plant and Machinery Depreciation Fund in 1953-54	4 per cent.	1,65,472 10 0		1,65,472 10 0	53,009 2 0
51	Advance of Rs. 71,817-4-0 taken from Pre-cast Concrete Slab Pavement Renewal Fund in 1953-54	4 per cent.	44,766 3 0		44,766 3 0	14,342 5 0
52	Advance of Rs. 4,909-7-0 taken from G.S.M. College and K.E.M. Hospital Research Fund in 1953-54	4 per cent.	3,059 15 0		3,059 15 0	980 10 0
53	Advance of Rs. 1,49,539-2-0 taken from Renewal of Road Surface Fund in 1953-54	4 per cent.	93,215 14 0		93,215 14 0	29,862 6 0
54	Advance of Rs. 12,513-8-6 from the Net Premia Fund in 1954-55	4 per cent.	10,203 1 6		10,203 1 6	2,402 14 0
55	Advance of Rs. 1,11,429-0-1 from Municipal Fire & Accident Insurance Fund in 1954-55	4 per cent.	90,856 3 1		90,856 3 1	21,395 12 0
56	Advance of Rs. 21,586-12-3 from Hospital Fund in 1954-55	4 per cent.	17,601 4 3		17,601 4 3	4,144 15 0
57	Advance of Rs. 98,061-8-0 from Slum Service Fund in 1954-55	4 per cent.	79,956 0 0		79,956 0 0	18,829 12 0
58	Advance of Rs. 18,541-9-6 from Garden Fund in 1954-55	4 per cent.	15,118 4 6		15,118 4 6	3,560 4 0
59	Advance of Rs. 1,15,656-4-0 from Depreciation Fund for replacement of Plant and Machinery Purchased out of Loan Funds in 1954-55	4 per cent.	94,302 8 0		94,302 8 0	22,207 14 0
60	Advance of Rs. 1,62,294-13-0 from Plant and Machinery Depreciation Fund in 1954-55	4 per cent.	1,32,330 10 0		1,32,330 10 0	31,162 12 0
61	Advance of Rs. 35,575-9-0 from Precast Concrete Slab Pavement Renewal Fund in 1954-55	4 per cent.	29,006 10 0		29,006 10 0	6,831 12 0
62	Advance of Rs. 39-0-0 from G. S. M. College and K. E. M. Hospital Research Fund in 1954-55	4 per cent.	31 9 0		31 9 0	7 12 0
63	Advance of Rs. 2,43,019-13-0 from Renewal of Road Surfaces Fund in 1954-55	4 per cent.	1,98,151 10 0		1,98,151 10 0	46,662 14 0
64	Advance of Rs. 2,99,153-0-0 from the Net Premia Fund. in 1955-56	4 per cent.	2,99,153 0 0		2,99,153 0 0	55,231 14 0
65	Advance of Rs. 2,83,210-14-4 from Municipal Fire and Accident Insurance Fund. in 1955-56	4 per cent.	2,83,210 14 4		2,83,210 14 4	52,288 9 0
66	Advance of Rs. 86,422-4-0 from Hospital Fund. in 1955-56	4 per cent.	86,422 4 0		86,422 4 0	15,956 2 0
67	Advance of Rs. 41,655-2-0 from Slum Service Fund. in 1955-56	4 per cent.	41,655 2 0		41,655 2 0	7,690 12 0
			41,47,990 14 6	...	41,47,990 14 6	15,07,837 15 6
	Total		29,70,50,451 12 0	3,45,50,000 0 0	33,16,00,451 12 0	27,69,081 2 0

No. 11—(Contd.)

Balance due on 31st March 1957.	Interest outstanding on 1st April 1956.	Interest payable in 1956-57.	Total Interest due.	Deduct-Interest paid by the State Bank of India and in Office.	Outstanding Balance on 31st March 1957.
8	9	10	11	12	13
Rs. a. p.	Rs. a. p.	Rs. a. p.	Rs. a. p.	Rs. a. p.	Rs. a. p.
32,88,31,370 10 0	5,28,202 6 2	1,24,50,995 1 0	1,29,79,197 7 2	1,13,27,506 4 0	5,85,023 12 27 * 10,66,667 7 0
7,59,081 10 4		60,921 13 0	60,921 13 0	60,921 13 0	
1,28,887 10 9		7,585 10 0	7,585 10 0	7,585 10 0	
1,84,806 13 9		10,876 10 0	10,876 10 0	10,876 10 0	
9,742 9 0		573 7 0	573 7 0	573 7 0	
1,38,203 14 0		8,133 14 0	8,133 14 0	8,133 14 0	
1,252 0 0		73 12 0	73 12 0	73 12 0	
18,610 11 6		1,095 5 0	1,095 5 0	1,095 5 0	
1,01,602 4 0		5,979 11 0	5,979 11 0	5,979 11 0	
1,12,463 8 0		6,618 14 0	6,618 14 0	6,618 14 0	
30,423 14 0		1,790 11 0	1,790 11 0	1,790 11 0	
2,079 5 0		122 6 0	122 6 0	122 6 0	
63,353 8 0		3,728 10 0	3,728 10 0	3,728 10 0	
7,800 3 6		408 2 0	408 2 0	408 2 0	
69,460 7 1		3,634 4 0	3,634 4 0	3,634 4 0	
13,456 5 3		704 1 0	704 1 0	704 1 0	
61,126 4 0		3,198 4 0	3,198 4 0	3,198 4 0	
11,558 0 6		604 12 0	604 12 0	604 12 0	
72,094 10 0		3,772 2 0	3,772 2 0	3,772 2 0	
1,01,167 14 0		5,293 4 0	5,293 4 0	5,293 4 0	
22,174 14 0		1,160 4 0	1,160 4 0	1,160 4 0	
23 13 0		1 4 0	1 4 0	1 4 0	
1,51,488 12 0		7,926 2 0	7,926 2 0	7,926 2 0	
2,43,921 2 0		11,966 2 0	11,966 2 0	11,966 2 0	
2,30,922 5 4		11,328 7 0	11,328 7 0	11,328 7 0	
70,466 2 0		3,456 14 0	3,456 14 0	3,456 14 0	
33,964 6 0		1,666 4 0	1,666 4 0	1,666 4 0	
26,40,132 15 0		1,62,620 13 0	1,62,620 13 0	1,62,620 13 0	
32,88,31,370 10 0	5,28,202 6 2	1,24,50,995 1 0	1,29,79,197 7 2	1,13,27,506 4 0	5,85,023 12 27 * 10,66,667 7 0

* To be treated as savings.

No.	Particulars of Loans	Rate of Interest	Balance due on 1st April 1956	Amount raised in 1956-57	Total	Amount repaid in 1956-57
1	2	3	4	5	6	7
		Rs. a. p.	Rs. a. p.	Rs. a. p.	Rs. a. p.	Rs. a. p.
	To: brought forward ...		29,70,50,451 12 0	3,45,50,000 0 0	33,16,00,451 12 0	27,69,081 2 0
	Advances brought forward ...		41,47,990 14 6		41,47,990 14 6	15,07,857 15 6
68	Advance of Rs. 65,979-12-4 from Garden Fund in 1955-56 ...	4 per cent.	65,979 12 4		65,979 12 4	12,181 13 0
69	Advance of Rs. 2,18,692-13-0 from Depreciation Fund for replacement of Plant and Machinery Purchased out of Loan Funds. in 1955-56 ...	4 per cent.	2,18,692 13 0		2,18,692 13 0	40,376 4 0
70	Advance of Rs. 3,41,793-15-0 from Plant and Machinery Depreciation Fund. in 1955-56 ...	4 per cent.	3,41,793 15 0		3,41,793 15 0	63,105 4 0
71	Advance of Rs. 93,893-4-0 from Precast Concrete Slab Pavement Renewal Fund. in 1955-56 ...	4 per cent.	93,893 4 0		93,893 4 0	17,335 4 0
72	Advance of Rs. 4,030-8-0 from G. S. M. College and K.E.M. Hospital Equipment Fund in 1955-56 ...	4 per cent.	4,030 8 0		4,030 8 0	744 12 0
73	Advance of Rs. 1,356-12-0 from Renewal of Road Surface Fund in 1955-56 ...	4 per cent.	1,356 12 0		1,356 12 0	250 12 0
74	Advance of Rs. 52,538-4-0 from Net Premia Fund in 1956-57 ...	4 per cent.	...	52,538 4 0	52,538 4 0	...
75	Advance of Rs. 1,37,489-7-0 from Municipal Fire and Accident Insurance Fund in 1956-57 ...	4 per cent.	...	1,37,489 7 0	1,37,489 7 0	...
76	Advance of Rs. 6,809-4-0 from K.E. M. Hospital and G. S. M. College Equipment Fund in 1956-57 ...	4 per cent.	...	6,809 4 0	6,809 4 0	...
77	Advance of Rs. 1,82,225-13-0 from Hospital Fund in 1956-57 ...	4 per cent.	...	1,82,225 13 0	1,82,225 13 0	...
78	Advance of Rs. 19,059-13-10 from Slum-Service Fund in 1956-57 ...	4 per cent.	...	19,059 13 10	19,059 13 10	...
79	Advance of Rs. 581-8-0 Garden Fund in 1956-57 ...	4 per cent.	...	581 8 0	581 8 0	...
80	Advance of Rs. 15,141-4-0 from Depreciation Fund for replacement of Plant and Machinery purchased out of L. Funds. in 1956-57 ...	4 per cent.	...	15,141 4 0	15,141 4 0	...
81	Advance of Rs. 3,20,010-1-0 from Plant and Machinery Depreciation Fund. in 1956-57 ...	4 per cent.	...	3,20,010 1 0	3,20,010 1 0	...
82	Advance of Rs. 43,008-1-10 from Precast concrete slabs Pavement Renewal Fund in 1956-57 ...	4 per cent.	...	43,008 1 10	43,008 1 10	...
83	Advance of Rs. 80,213-14-3 from G.S.M. College and K.E.M. Hospital Research Fund. in 1956-57 ...	4 per cent.	...	80,213 14 3	80,213 14 3	...
84	Advance of Rs. 22,081-13-0 from Renewal Road Surfaces Fund. in 1956-57 ...	4 per cent.	...	22,081 13 0	22,081 13 0	...
	Total ...		48,73,737 14 10	8,79,159 3 11	57,52,897 2 9	16,41,852 0 6
	Advances from Net Premia Fund for meeting expenditure on Renewal of Road Surface for which no provision exists in the Renewal of Road Surfaces Fund—					
85	Advance of Rs. 33,800 taken in 1941-42 ...	3 per cent.	2,754 3 0		2,754 3 0	2,754 3 0
86	Advance of Rs. 26,072-10-0 taken in 1943-44 ...	3 per cent.	6,177 13 0		6,177 13 0	1,998 10 0
87	Advance of Rs. 38,571-7-0 taken in 1944-45 ...	3 per cent.	12,009 13 0		12,009 13 0	2,870 11 0
88	Advance of Rs. 94,206-7-0 taken in 1945-46 ...	3 per cent.	36,121 2 0		36,121 2 0	6,803 6 0
89	Advance of Rs. 41,427-6-0 taken in 1946-47 ...	3 per cent.	31,418 13 0		31,418 13 0	1,285 7 0
90	Advance of Rs. 2,10,957-8-0 taken in 1947-48 ...	3 per cent.	1,10,101 14 0		1,10,101 14 0	14,368 15 0
91	Advance of Rs. 6962-3-0 taken in 1948-49 ...	3 per cent.	4,087 13 0		4,087 13 0	461 6 0
92	Advance of Rs. 69-4-0 taken in 1949-50 ...	3 per cent.	43 12 0		43 12 0	4 11 0
93	Advance of Rs. 5,83,395-13-0 taken in 1950-51 ...	3½ per cent.	4,19,067 13 0		4,19,067 13 0	36,137 10 0
94	Advances of Rs. 2,04,259-8-0 taken in 1951-52 ...	3½ per cent.	1,60,293 2 0		1,60,293 2 0	12,041 1 0
95	Advance of Rs. 1,24,962-3-0 taken in 1952-53 ...	4 per cent.	1,05,478 12 0		1,05,478 12 0	7,020 13 0
96	Advance of Rs. 1,74,169-8-0 taken in 1953-54 ...	4 per cent.	1,56,425 3 0		1,56,425 3 0	9,408 0 0
97	Advance of Rs. 1,23,479-11-9 taken in 1954-55 ...	4 per cent.	1,17,312 14 9		1,17,312 14 9	6,413 8 0
	Total ...		11,61,292 15 9		11,61,292 15 9	1,01,574 5 0
	Advances from Net Premia Fund for the purchase of Indian Military Hospital at Dharavi					
98	Advance of Rs. 1,99,448-12 taken in 1947-48 ...	3 per cent.	44,735 5 0		44,735 5 0	22,039 15 0
99	Advance of Rs. 1,11,105-4 taken in 1948-49 ...	3 per cent.	36,732 10 0		36,732 10 0	11,923 0 0
100	Advance of Rs. 1,85,903-15-6 taken in 1949-50 ...	3 per cent.	81,006 8 6		81,006 8 6	19,363 13 0
101	Advance of Rs. 45,012-3-0 taken in 1950-51 ...	3½ per cent.	24,298 4 0		24,298 4 0	4,555 4 0
102	Advance of Rs. 1028-11-0 taken in 1951-52 ...	3½ per cent.	658 13 0		658 13 0	101 5 0
	Total ...		1,87,431 8 6		1,87,431 8 6	57,983 5 0
	Total Advances from Special Funds ...		62,22,462 7 1	8,79,159 3 11	71,01,621 11 0	18,01,409 10 6
	Grand Total ...		30,32,72,914 3 1	3,54,29,159 3 11	33,87,02,073 7 0	45,70,490 12 6

G. V. DAMLE,
Ag. Chief Accountant.

Balance due on 31st March 1957	Interest outstanding on 1st April 1956	Interest payable in 1956-57	Total Interest due	Deduct-Interest paid by the State Bank of India and in Office	Outstanding Balance on 31st March 1957
8	9	10	11	12	13
Rs. a. p.	Rs. a. p.	Rs. a. p.	Rs. a. p.	Rs. a. p.	Rs. a. p.
32,88,31,370 10 0	5,28,202 6 2	1,24,50,995 1 0	1,29,79,197 7 2	1,13,27,506 4 0	5,85,023 12 27 *10,66,667 7 0
26,40,132 15 0 53,797 15 4	...	1,62,620 13 0 2,639 3 0	1,62,620 13 0 2,639 3 0	1,62,620 13 0 2,639 3 0	...
1,78,316 9 0	...	8,747 12 0	8,747 12 0	8,747 12 0	...
2,78,688 11 0	...	13,671 12 0	13,671 12 0	13,671 12 0	...
76,558 0 0	...	3,755 12 0	3,755 12 0	3,755 12 0	...
3,285 12 0	...	161 4 0	161 4 0	161 4 0	...
1,106 0 0	...	54 4 0	54 4 0	54 4 0	...
52,538 4 0
1,37,489 7 0
6,809 4 0
1,82,225 13 0
19,059 13 10
581 8 0
15,141 4 0
3,20,010 1 0
43,008 1 10
80,213 14 3
22,081 13 0
41,11,045 2 3	...	1,91,650 12 0	1,91,650 12 0	1,91,650 12 0	...
4,179 3 0	...	82 10 0 185 6 0	82 10 0 185 6 0	82 10 0 185 6 0	...
9,139 2 0	...	360 5 0	360 5 0	360 5 0	...
29,311 12 0	...	1,083 10 0	1,083 10 0	1,083 10 0	...
30,133 6 0	...	942 9 0	942 9 0	942 9 0	...
95,732 15 0	...	3,303 1 0	3,303 1 0	3,303 1 0	...
3,626 7 0	...	122 10 0	122 10 0	122 10 0	...
39 1 0	...	1 5 0	1 5 0	1 5 0	...
3,82,930 3 0	...	13,620 6 0	13,620 6 0	13,620 6 0	...
1,48,252 1 0	...	6,010 15 0	6,010 15 0	6,010 15 0	...
98,457 15 0	...	4,219 3 0	4,219 3 0	4,219 3 0	...
1,47,017 3 0	...	6,257 0 0	6,257 0 0	6,257 0 0	...
1,10,899 6 9	...	4,692 8 0	4,692 8 0	4,692 8 0	...
10,59,718 10 9	...	40,881 8 0	40,881 8 0	40,881 8 0	...
22,695 6 0	...	1,342 1 0	1,342 1 0	1,342 1 0	...
24,809 10 0	...	1,102 0 0	1,102 0 0	1,102 0 0	...
61,642 11 6	...	2,430 3 0	2,430 3 0	2,430 3 0	...
19,743 0 0	...	789 12 0	789 12 0	789 12 0	...
557 8 0	...	24 11 0	24 11 0	24 11 0	...
1,29,448 3 6	...	5,688 11 0	5,688 11 0	5,688 11 0	...
53,00,212 0 6	...	2,38,220 15 0	2,38,220 15 0	2,38,220 15 0	...
33,41,31,582 10 6	5,28,202 6 2	1,26,89,216 0 0	1,32,17,418 6 2	1,15,65,727 3 0	5,85,023 12 27 *10,66,667 7 0

* To be treated as savings.

Appendix No. 12
WATER WORKS ACCOUNT
Revenue Account for the year ended 31st March 1957

INCOME.	Rs.	EXPENDITURE.	Rs.
Water Tax and other Miscellaneous Water Works Revenue— <i>Vide</i> details in (Appendix—No.3) This includes Rs. 1,63,47,064 being the amount of Water Tax by measurement, realised during 1956-57 as shown in the following statement :—	2,41,12,061	Maintenance (<i>vide</i> appendix No. 4)	24,76,199
		Proportionate share of General Superintendence ($\frac{1}{4}$ th Proportion of)	3,30,862
		Assessment and Collection Charges ($\frac{3}{10}$ th Proportion of)	3,06,655
		Provident Fund and Pension, etc., charges	2,58,314
		Dearness Allowance	9,84,737
		New Works	27,868
		Income Tax on Income derived by the Municipality for supply of water to areas outside Municipal Jurisdiction	25,890
		Total, Expenditure	44,10,525
		Surplus Carried down	1,97,01,536
		Total Rs.	2,41,12,061

Appendix No. 12—Concluded
WATER WORKS ACCOUNT
Net Revenue Account for the year ended 31st March 1957

Surplus brought down	Rs.	Interest on Water Works Loans (Debt)	Rs.
	1,97,01,536	<i>Due to Government—</i>	
		Rs. 150 Lakhs Loan 1925-26	21,577
		Rs. 100 Lakhs Loan from Government for V.C.T. Scheme on 17-11-1953	4,04,848
		Rs. 100 Lakhs Loan from Government for V.C.T. Scheme on 4-3-1954	4,04,848
		Rs. 100 Lacs Loan from Government for V.C.T. Scheme on 29-6-1954	4,15,134
		Rs. 100 Lacs Loan from Government for V.C.T. Scheme on 19-10-1954	4,15,134
		Rs. 100 Lacs Loan from Gov nment for V.C.T. Scheme on 7-6-1955	4,25,000
		Rs. 100 Lacs Loan from Government for V.C.T. Scheme on 30-12-1955	4,25,000
		Rs. 50 Lacs Loan from Government for V.C.T. Scheme on 27-3-1956	2,12,500
			27,24,041
		<i>Due to the Public—</i>	
		Rs. 25 Lakhs Sewerage, etc., Works Loan	1,253
		Rs. 70 Lakhs for Reduplication of the Tansa Main & other Auxiliary Works	79,733
		Rs. 160 Lakhs for Improvement of water supply in Bombay	12,197
		Rs. 37 Lakhs Loan	2,039
		Rs. 40 Lakhs Loan	21
		Rs. 31.43 Lakhs Loan	150
		Rs. 9 Lakhs Loan	4,919
		Rs. 24½ Lakhs Loan (1936-37)	16,258
		Rs. 30 Lakhs Loan (1937-38)	26,045
		Rs. 30 Lakhs Loan (1938-39)	27,819
		Rs. 64 Lakhs Loan (1939-40)	22,408
		Rs. 48 Lakhs Loan (1940-41)	24,189
		Rs. 25 Lakhs Loan (1941-42)	41,495
		Rs. 20 Lakhs Loan (1943-44)	22,805
		Rs. 22 Lakhs Loan (1944-45)	39,919
		Rs. 25 Lakhs Loan (1945-46)	56,790
		Rs. 54 Lakhs Loan (1946-47)	1,12,703
		Rs. 61 Lakhs Loan (1948-49)	63,468
		Rs. 80 Lakhs Loan (1950-51)	77,735
		Rs. 17.97 Lakhs Loan (1950-51)	1,782
		Rs. 10 Lakhs Loan (1950-51)	11,446
		Rs. 75 Lakhs Loan (1947-48)	73,143
		Rs. 1.25 Crores Loan (1949-50)	2,73,423
		Rs. 2 Crores Loan (1950-51)	5,77,610
		Rs. 175.34,000 Loan (1951-52)	6,55,463
		Rs. 33 Lakhs Loan (1951-52)	1,26,572
		Rs. 60 Lakhs Loan (1951-52)	79,488
		Rs. 2,44,14,500 Loan (1952-53)	8,55,773
		Rs. 69 Lakhs Loan (1952-53)	1,08,410
		Rs. 35 Lakhs Loan (1952-53)	1,04,671
		Rs. 110 Lakhs Loan (1953-54)	4,37,327
		Rs. 85 Lakhs Loan (1953-54)	1,00,958
		Rs. 50 Lakhs Loan (1953-54)	1,89,456
		Rs. 1,92,49,000 Loan (1954-55)	6,49,128
		Rs. 180 Lakhs Loan (1955-56)	9,447
		Rs. 30 Lakhs Loan (1955-56)	23,294
		Rs. 40 Lakhs Loan out of Rs. 130 Lakhs Loan 1957-58	34,064
			49,43,401
		<i>Advances from Special Funds—</i>	
		Rs. 8½ Lakhs Advance from Plant and Machinery Depreciation Fund	141
		Rs. 3 Lakhs Advance from Renewal of Road Surfaces Fund	533
		Rs. 3.69 Lakhs Advance from Net Premia Fund	664
		Rs. 8 Lakhs Advance from Net Premia Fund	2,615
		Rs. 3,81,662 Advance from Municipal Fire and Accident Insurance Fund...	1,247
		Rs. 43,200 Do. do.	42
		Rs. 89,537-4-6 Do. do.	142
		Rs. 55,216-4-0 Do. do.	97
		Rs. 1,08,567-5-0 Do. do.	1,415
		Rs. 97,972-4-0 Do. do.	638
		Rs. 93,034-13-6 Do. do.	978
		Rs. 1,23,619-2-6 Do. do.	2,171
		Rs. 3,95,820-3-6 Advance from Net Premia Fund	1,170
		Rs. 36,349-2-0 Advance from K. E. M. Hospital and G. S. M. College Research Fund	224
		Rs. 8,08,361-3-7 Advance from Net Premia Fund	6,473
		Rs. 3,52,682-11-3 Advance from Municipal Fire and Accident Insurance Fund	1,011
		Rs. 81,088-8-0 Advance from Depreciation Fund for replacement of Plant & Machinery purchased out of Loan Funds	50
		Rs. 3,04,224-12-9 Advance from Net Premia Fund	478
		Rs. 4,36,209-13-9 Advance from Municipal Fire and Accident Insurance Fund	6,205
		Rs. 4,909-7-0 Advance from K. E. M. Hospital Reserach Fund	32
		Rs. 12,513-8-6 Advance from Net Premia Fund	285
		Rs. 1,11,429-0-1 Advance from Municipal Accident Insurance Fund	279
		Rs. 2,18,692-13-0 Advance from Depreciation Fund for replacement of Plant & Machinery purchased out of Loan Funds	418
		Rs. 2,99,153-0-0 Advance from Net Premia Fund	1,021
		Rs. 2,83,216-14-4 Advance from Municipal Fire and Accident Insurance Fund	7,827
		Rs. 3,41,793-15-0 Advance from Plant and Machinery Depreciation Fund	7,199
		Rs. 93,893-4-0 Advance from Precast concrete Slabs Pavement Renewal Fund	96
		Rs. 41,655-2-0 Advance from slum Service Fund	265
			43,716
Carried forward	1,97,01,536	Carried forward	77,11,158

Appendix No. 12—Concluded
WATER WORKS ACCOUNT
Net Revenue Account for the year ended 31st March 1957—concluded

INCOME—Concl.	Rs.	EXPENDITURE—concl.	Rs.
Surplus Brought forward Rs....	1,97,01,536	Brought forward ...	77,11,158
		Interest Accrued But Not Paid (on water works Debt).	
		Accrued Interest on Rs. 180 Lacs. Loan 1955-56	408
		Do. Rs. 12,49,000 out of Rs. 1,92,49,000 Loan	3,476
			3,884
		Commission to the State Bank of India for payment of Interest on the Water Works portion of the different Loans	17,095
		Miscellaneous Loan Charges including Commission paid to the State Bank of India for drawing interest on Sinking Fund Investments	1,276
			18,371
		Reduction of debt or investment of Sinking Fund of the following Water Works Loans :—	
		Rs. 100 Lakhs Loan from Government for financing V.C.T. Scheme, on 17-11-1953	2,52,297
		Rs. 100 Lakhs Loan Do. do. 4-3-1954	2,52,297
		Rs. 100 Lakhs Loan from Government for financing V. C. T. Scheme (on 29-6-1954)	2,42,011
		Rs. 100 Lakhs Loan from Government for financing V. C. T. Scheme on (19-10-1954)	2,42,011
		Rs. 100 Lakhs Loan from Government for financing V.C.T. Scheme (on 7-6-1955)	2,32,145
		Rs. 100 Lacs Loan from Government for financing V.C.T. Scheme on 30-12-1955	2,32,145
		Rs. 50 Lacs Loan from Government for financing V.C.T. Scheme on 27-3-1956	1,16,073
		70 Lakhs Loan for Reduplication of the Tansa Main and other Auxiliary Works	12,531
		150 Lakhs Loan 1925-26	4,31,535
		25 Lakhs Loan 1927-28	485
		37 Lakhs Loan	800
		24½ Lakhs Loan (1936-37)	11,392
		9 Lakhs Loan	2,954
		30 Lakhs Loan (1937-38)	16,248
		30 Lakhs Loan (1938-39)	19,492
		64 Lakhs Loan (1939-40)	15,702
		48 Lakhs Loan of (1940-41)	14,526
		25 Lakhs Loan of (1941-42)	24,919
		20 Lakhs Loan of (1943-44)	13,695
		22 Lakhs Loan of (1944-45)	23,975
		25 Lakhs Loan of (1945-46)	34,109
		54 Lakhs Loan (1946-47)	78,965
		75 Lakhs Loan of (1947-48)	47,423
		61 Lakhs Loan (1948-49)	44,469
		88,14,500 out of 1.25 Crores (1949-50)	1,85,275
		Rs. 2 Crores Loan (1950-51)	9,57,854
		Rs. 80 Lakhs. Loan Rs. (1950-51)...	50,274
		Rs. 17.97 Lakhs Loan (1950-51)	5,183
		Rs. 10 Lakhs Loan (1950-51)	18,936
		Rs. 1,75,34,000 Loan (1951-52)	9,42,751
		Rs. 33 Lakhs Loan (1951-52)	1,77,432
		Rs. 60 Lakhs Loan (1951-52)	1,13,969
		Rs. 2,44,14,500 Loan (1953-54)	15,51,063
		Rs. 69 Lakhs Loan (1952-53)	1,37,887
		Rs. 35 Lakhs Loan (1952-53)	1,71,569
		Rs. 110 Lakhs Loan 1953-54	15,19,624
		Rs. 85 Lakhs Loan 1953-54	86,981
		Rs. 50 Lakhs Loan 1953-54	1,63,227
		Rs. 1,92,49,000 Loan 1954-55	8,54,195
		Rs. 180 Lakhs Loan 1955-56	8,229
		Rs. 30 Lacs Loan 1955-56	20,593
		8½ Lakhs Advance from Plant and Machinery Depreciation Fund...	417
		3 Lakhs Advance from Renewal of Road Surfaces Fund	1,258
		3.69 Lakhs Advance from Net Premia Fund	1,381
		Rs. 8 Lakhs Advance from Net Premia Fund	20,831
		Rs. 3,81,662 Advance from Municipal Fire and Accident Insurance Fund	9,939
		Rs. 43,200	454
		Rs. 89,537-4-6	4,740
		Rs. 55,216-4-0	3,236
		Rs. 1,08,567-5-0	5,781
		Rs. 97,972-4-0	6,828
		Rs. 93,034-13-6	5,040
		Rs. 1,23,619-2-6	9,447
		Rs. 3,95,820-3-6 Advance from Net Premia Fund	31,207
		Rs. 36,349-2-0 Advance from K. E. M. Hospital and G. S. M. College Fund	5,981
		Rs. 8,08,361-3-6 Advance from Net Premia Fund	79,322
		Rs. 3,52,682-11-3 Advance from Municipal Fire & Accident Insurance Fund	12,391
		Rs. 81,088-8-0 Advance from Depreciation Fund for replacement of Plant and Machinery purchased out of Loan Fund	609
		Rs. 3,04,224-12-9 Advance from Net Premia Fund	3,823
		Rs. 4,36,209-13-9 Advance from Municipal Fire and Accident Insurance Fund	49,695
		Rs. 4,909-7-0 Advance from K. E. M. Hospital Research Fund	253
		Rs. 12,513-8-6 Advance from Net Premia Fund	1,680
		Rs. 1,11,429-0-1 Advance from Municipal Fire and Accident Insurance Fund...	1,644
		Rs. 2,18,692-13-0 Advance from Net Premia Fund	4,714
		Rs. 2,83,216-1-4 Advance from Municipal Fire & Accident Insurance Fund	36,126
		Rs. 3,41,793-15-0 Advance from Plant & Machinery Depreciation Fund	33,226
		Rs. 93,893-4-0 Advance from Pre-cast concrete Slabs Pavement Renewal Fund	442
		Rs. 41,655-2-0 Advance from Slum Service Fund	1,224
		Rs. 2,18,692-13-0 Advance from Depreciation for replacement of Plant and Machinery purchased out of Loan Funds	1,930
			96,62,920
		Total Debt Charges	1,73,96,333
		Surplus—Excess of Income over Expenditure...	23,05,203
Total Rs.	1,97,01,536	Total Rs.	1,97,01,536

G. V. DAMLE,
Ag. Chief Accountant.

V. L. GIDWANI,
Municipal Commissioner.

(Supplementary to Appendix 12)

Statement showing the quantity of water by meter supplied under different Sub-heads and the Water Tax by measurement realized at different rates for the uniform quantity of 1,000 gallons, as required by Corporation Resolution No. 6570 of 15th February 1912.

PARTICULARS.	1951-52		1952-53		1953-54.		1954-55.		1955-56.		1956-57.	
	Gallons.	Amount.	Gallons.	Amount.	Gallons.	Amount.	Gallons.	Amount.	Gallons.	Amount.	Gallons.	Amount.
1 Hotels	20,78,16,871	Rs. 2 13 143 Rs. 1 2 0	21,78,65,180	Rs. 2 36 078 Rs. 1 4 0	18,12,36,809	Rs. 2 05 336 Rs. 1 4 0	20,38,24,913	Rs. 2 07 251 Rs. 1 6 0	78,02,00,965	Rs. 1 74 853 Rs. 1 6 0	19,82,83,200	Rs. 2 47 071 Rs. 1 9 0
2 Cotton Factories	3,42,60,57,747	Rs. 38 77 633 Rs. 1 2 0	3,18,39,53,901	Rs. 38 24 189 Rs. 1 2 0	3,37,70,46,621	Rs. 43 13 596 Rs. 1 2 0	3,36,51,53,121	Rs. 42 86 019 Rs. 1 2 0	3,98,88,19,779	Rs. 54 51 899 Rs. 1 2 0	4,06,69,27,391	Rs. 56 63 001 Rs. 1 7 0
3 Flour Mills	2,90,180	Rs. 290 Rs. 1 2 0	6,62,370	Rs. 745 Rs. 1 2 0	4,68,690	Rs. 527 Rs. 1 2 0	26,87,480	Rs. 3 023 Rs. 1 4 0	1,13,39,418	Rs. 12 772 Rs. 1 4 0	95,12,835	Rs. 10 840 Rs. 1 4 0
4 Other Factories	1,01,93,07,851	Rs. 10 77 322 @ As. 12 0	99,38,23,309	Rs. 11 23 948 @ As. 12 0	1,17,80,59,569	Rs. 13 39 749 @ As. 12 0	97,73,67,685	Rs. 11 48 409 @ As. 12 0	1,19,19,60,090	Rs. 14 86 148 @ As. 12 0	1,18,47,41,880	Rs. 14 14 863 @ As. 12 0
5 Milch Cattle Stables	9,42,08,200	Rs. 60 535 @ As. 12 0	5,68,04,970	Rs. 40 709 @ As. 12 0	5,42,62,470	Rs. 41 914 @ As. 12 0	3,75,78,186	Rs. 30 783 @ As. 12 0	2,64,60,170	Rs. 29 551 @ As. 12 0	3,97,23,310	Rs. 45 639 @ As. 12 0
6 Government Properties (a)	1,25,53,13,260	Rs. 8 29 588 @ As. 12 0	1,09,55,06,910	Rs. 8 07 268 @ As. 12 0	92,44,02,995	Rs. 6 94 911 @ As. 12 0	1,82,12,19,510	Rs. 13 63 975 @ As. 12 0	1,19,28,04,290	Rs. 8 94 630 @ As. 12 0	1,31,20,38,447	Rs. 10 05 696 @ As. 12 0
7 Railways	74,33,70,000	Rs. 4 64 606 Rs. 2 0 0	1,03,42,45,560	Rs. 7 69 181 Rs. 2 0 0	87,93,39,700	Rs. 6 59 505 Rs. 2 4 0	1,05,09,97,350	Rs. 7 88 246 Rs. 2 4 0	90,65,76,750	Rs. 6 79 932 Rs. 2 4 0	1,03,28,04,916	Rs. 7 74 603 Rs. 2 4 0
8 Port Trust	80,74,43,950	Rs. 14 96 461 At different rates.	93,32,46,490	Rs. 17 46 801 At different rates.	58,94,62,800	Rs. 13 22 494 At different rates.	99,65,78,305	Rs. 16 89 246 At different rates.	83,74,60,520	Rs. 18 84 287 At different rates.	94,94,17,889	Rs. 22 32 785 At different rates.
9 Suburbs (b)	1,61,52,28,490	Rs. 8 55 293 At different rates.	37,22,87,160	Rs. 2 70 296 At different rates.	30 23,73 520	Rs. 1 91 265 At different rates.	11,03,75,100	Rs. 80 361 At different rates.
10 Miscellaneous (c)	1,23,75,69,476	Rs. 11 38 079 @ As. 6 0	1,93 94,26,883	Rs. 16 07 321 @ As. 6 0	2,50,01,91,885	Rs. 21 25 155 @ As. 6 0	2,11,56,47,979	Rs. 18 37 533 @ As. 6 0	2,73,17,37,187	Rs. 21 20 648 At different rates.	3,13,02,98,916	Rs. 25 52 562 At different rates.
11 Merged area (d)	80,00,00,067	Rs. 3 00,000 @ As. 6 0	3,03,48,10,000	Rs. 13 18 895 @ As. 6 0	2,72,84,59,977	Rs. 10 23 172 @ As. 6 0	3,21,10,01,800	Rs. 12 04 125 @ As. 6 0	5,11,00,00,000	Rs. 19 16 250 At different rates.	6,40,00,00,000	Rs. 24 00,000 At different rates.
Total	11,20,66,06,092	Rs. 1 02 73 353 Rs. 15 6	12,86,26,32,733	Rs. 11 17 45 434 Rs. 2 0	12,71,53,05,036	Rs. 1 19 15 628 Rs. 1 9	13,89,24,31,429	Rs. 1 26 30 975 Rs. 13 4	16,77,73,59,169	Rs. 1 46 50 974 Rs. 13 3	18,35,37,48,784	Rs. 1 63 47 064 Rs. 1 6

(a) The rates charged are in accordance with the Water Rules for the respective years.
 (b) The Estimates against these items have been shown under (3) Water Tax (Compounded Charges) (b) Through H.E. as the same have been Transferred to H.E's. register from that of A & C.
 (c) The rates charged vary from Annas 12 to Rs. 2-5-0 per 1,000 gallons.
 (d) The rates charged vary from Annas 6 to Annas 12 per 1,000 gallons.

Appendix No. 12-A.

WATER WORKS ACCOUNT.

Schedule of Liabilities and Assets at 31st March 1957.

LIABILITIES.	Rs.	ASSETS.	Rs.
I.—DEBT PRINCIPAL—		I.—PROPERTIES—	
<i>Due to Government—</i>			
Rs. 1 Crore Loan from Govt. for V. C. T. Scheme on 17-11-53 ..	92,73,547	Water Works executed out of Loan, Surplus and Reserve Funds (<i>vide</i> Appendix No. 8)	
Rs. 1 Crore Loan from Govt. for V. C. T. Scheme on 4-3-54 ...	92,73,547		
Rs. 1 Crore Loan from Govt. for V. C. T. Scheme on 29-6-54 ...	95,25,844		
Rs. 1 Crore Loan from Govt. for V. C. T. Scheme on 19-10-54 ...	95,25,844		
Rs. 1 Crore Loan from Govt. for V. C. T. Scheme on 7-6-55 ...	97,67,855	Out of Loan Reserve Funds—	
Rs. 1 Crore Loan from Govt. for V. C. T. Scheme on 30-12-55 ...	97,67,855	Ordinary Works ...	26,64,01,225-
Rs. 50 Lakhs Loan from Govt. for V. C. T. Scheme on 27-3-56 ...	48,83,927	Tansa Completion Works ...	4,99,46,291
Rs. 1 Crore Loan from Govt. for V. C. T. Scheme on 27-11-56 ...	1,00,00,000	Works executed out of Worn-out Water Mains Renewal Fund ...	
Total ...	7,20,18,419	Plant and Machinery Rs. 23,44,068	
<i>Due to the Public—</i>		Less—Written off ...	13,45,330
Tansa Water Works Loan of 147 Lakhs ...	10,000		9,98,738
70 Lakhs Loan for the Reduplication of the Tansa Main and other Auxiliary Works ...	20,50,737		
160 Lakhs Loan for the improvement of the water-supply in Bombay ...	70,500		
Water Works portion of the 25 Lakhs Loan (1927-28) ...	25,060		
Water Works portion of 37 Lakhs Loan ...	38,620		
Water Works portion of 40 Lakhs Loan (1928-29) ...	734		
Water Works portion of the 25 lacs Loan for Sewerage, Road and other Works ...	93		
Water Works portion of 9 Lakhs Loan ...	1,40,534		
Water Works portion of 24½ Lakhs Loan (1936-37) ...	5,36,517		
Water Works portion of 30 Lakhs Loan (1937-38) ...	8,59,545		
Water Works portion of 30 Lakhs Loan (1938-39) ...	9,18,028		
Water Works portion of 64 Lakhs Loan (1939-40) ...	7,39,529		
Water Works portion of 48 Lakhs Loan (1940-41) ...	6,84,174		
Water Works portion of 25 Lakhs Loan (1941-42) ...	11,73,642		
Water Works portion of 20 Lakhs Loan (1943-44) ...	6,41,738		
Water Works portion of 22 Lakhs Loan (1944-45) ...	11,23,417		
Water Works portion of 25 Lakhs Loan (1945-46) ...	15,98,174		
Water Works portion of 54 Lakhs Loan (1946-47) ...	37,00,402		
Water Works portion of 75 Lakhs Loan (1947-48) ...	21,96,613		
Water Works portion of 61 Lakhs Loan (1948-49) ...	20,83,871		
Water Works portion of 125 lakhs loan (1949-50) ...	85,15,315		
Water Works portion of 2 Crores Loan (1950-51) ...	1,73,05,906		
Water Works portion of 17.97 Lacs Loan ...	58,551		
Water Works portion of 80 Lacs Loan ...	23,55,959		
Water Works portion 10 lacs Loan ...	3,40,742		
Water Works portion of Rs. 1,75,34,000 Loan out of Rs. 420 lacs Loan ...	1,71,64,431		
Water Works portion of Rs. 33 lacs Loan out of Rs. 420 lacs Loan ...	32,29,875		
Water Works portion of Rs. 60 lacs Loan ...	20,87,824		
Water Works portion of Rs. 2,44,14,500 Loan (1952-53) ...	2,20,33,462		
Water Works portion of 69 Lakhs Loan (1952-53) ...	26,69,481		
Water Works portion of 35 Lakhs Loan (1952-53) ...	25,00,000		
Water Works portion of 110 Lakhs Loan (1953-54) ...	1,07,42,192		
Water Works portion of 85 Lakhs Loan (1953-54) ...	24,86,030		
Water Works portion of 50 Lakhs Loan (1953-54) ...	46,65,185		
Water Works portion of Rs. 1,92,49,000 Lakhs Loan (1954-55) ...	1,57,72,361		
Water Works portion of Rs. 180 Lakhs Loan (1955-56) ...	1,23,91,882		
Water Works portion of Rs. 30 Lakhs Loan (1955-56) ...	11,11,446		
Water Works portion of Rs. 1,15,50,000 Loan (1956-57) ...	95,12,982		
Water Works portion of Rs. 130 lacs Loan (1956-57) ...	44,06,397		
Total ...	15,79,41,949		
Carried over ...	22,99,60,368	Carried over ...	35,53,84,070

Appendix No. 12-A.

WATER WORKS ACCOUNT—Contd.

Schedule of Liabilities and Assets at 31st March 1957.

LIABILITIES.	Rs.	ASSETS.	Rs.
Brought over ...	22,99,60,368	Brought over ...	35,53,84,070
<i>Advances from Special Funds—</i>			
Rs. 8½ Lakhs Advance from Plant and Machinery Depreciation Fund ...	2,407	3. State Bank of India—Net Premia on different Municipal Loans Deposit Account (vide note* to Appendix No. 6) ...	32,52,895
Rs. 3 Lakhs Advance from Renewal of Road Surfaces Fund ...	12,063		
Rs. 3.69 Lakhs Advance from Net Premia Fund ...	15,228		
Rs. 8 Lakhs Advance from Net Premia Fund ...	66,321		
Rs. 3,81,662 Lakhs Advance from Municipal Fire and Accident Insurance Fund ...	31,637		
	1,27,656		
Rs. 43,200 Advance from Net Premia Fund for purchase of Plant and Machinery in 1941-42...	956		
Rs. 1,08,567-5-0 advance from Net premia Fund for purchase of Plant and Machinery in 1946-47 ...	41,374		
Rs. 97,972-4-0 Advance from Net Premia Fund for purchase of Plant and Machinery in 1947-48 ...	14,388		
Rs. 93,034-13-6 Advance from Net Premia Fund for purchase of Plant and Machinery in 1948-49 ...	27,548		
Rs. 1,23,619-2-6 Advance from Net Premia Fund for purchase of Plant and Machinery in 1949-50.	62,932		
Rs. 8,08,361-3-7 Advance from Net Premia Fund for purchase of Plant and Machinery in 1952-53 ...	82,496		
Rs. 3,52,682-11-3 Advance from Municipal Fire and Accident Insurance Fund for purchase of Plant and Machinery in 1952-53 ...	12,885		
Rs. 81,088-8-0 Advance from Depreciation Fund for replacement of Plant and Machinery in 1952-53 ...	633		
Rs. 3,04,224-12-9 Advance from Net Premia Fund ...	8,113		
Rs. 4,36,209-15-9 Advance from Municipal Fire & Accident Insurance Fund ...	1,05,431		
Rs. 4,909-7-0 Advance from G. S. M. College and K. E. M. Hospital Research Fund ...	536		
Rs. 12,513-8-6 Advance from Net Premia Fund ...	5,454		
Rs. 1,11,429-0-1 Advance from Municipal Accident & Insurance Fund.	5,336		
Rs. 2,99,153 Advance from Net Premia Fund ...	3,079		
Rs. 283,210-14-4 Advance from Municipal Fire and Accident Insurance Fund ...	1,59,745		
Rs. 2,18,692-13-0 Advance from repreciation fund for replacement of Plant and Machinery ...	6,741		
Rs. 3,41,793-15-0 Advance from Plant and Machinery prepreciation Fund ...	81,124		
Rs. 52,538-4-0 Advance from Net Premia Fund in 1956-57 ...	52,535		
Rs. 1,37,489-7-0 Advance from Municipal Fire and Accident Insurance Fund in 1956-57) ...	1,31,014		
Rs. 15,141-4-0 Advance from Depreciation Fund for replacement of Plant and Machinery purchased out of Loan Funds in 1956-57 ...	6,607		
Rs. 3,20,010-1-0 Advance from Plant and Machinery Depreciation Fund in 1956-57 ...	3,19,982		
	11,28,909		
II.—SINKING FUNDS ON MUNICIPAL LOANS (invested as per contra) ...	3,80,37,816		
III.—SPECIAL FUNDS— Net Premia Fund (invested as per contra) ...	32,52,895		
IV.—CAPITAL ACCOUNT— General Reserve being Assets in excess of Liabilities ...	8,74,74,651		
Less—Assets Written off ...	13,45,330		
	8,61,29,321		
Total ...	35,86,36,965	Total ...	35,86,36,965

G. V. DAMLE,
Ag. Chief Accountant.

V. L. GIDWANI,
Municipal Commissioner.

Appendix No. 13
MARKETS AND SLAUGHTER HOUSES ACCOUNT
Revenue Account for the year ended 31st March 1957

INCOME.	Rs.	EXPENDITURE.	Rs.
Income for the year— <i>vide</i> details in Appendix No: 3	39,29,591	Maintenance Charges of—including Refrigerator charges <i>vide</i> Appendix No. 4)—	11,72,687
		Provident Fund and Pension etc., charges	64,648
		Proportion of General Supervision	63,381
		Dearness Allowance	3,22,224
		New Works out of Current Revenue	43,530
		Total Expenditure	16,66,470
		Surplus carried down	22,63,121
	39,29,591	Total Rs.	39,29,591

Appendix No. 13—(Contd)
MARKETS AND SLAUGHTER HOUSES ACCOUNT
Net Revenue Account for the year ended 31st March 1957

Rs.	Interest on Loans					Rs.	
Surplus brought down ...	22,63,121	<i>Due to Government—</i>					
		<i>Due to public—</i>					
		Rs. 24½ Lakhs Loan	848	
		Rs. 30 Lakhs Loan (1937-38)	2,329	
		Rs. 30 Lakhs Loan (1938-39)	4,466	
		Rs. 48 Lakhs Loan (1940-41)	4,852	
		Rs. 25 Lakhs Loan (1941-42)	2,681	
		Rs. 20 Lakhs Loan (1943-44)	591	
		Rs. 22 Lakhs Loan (1944-45)	847	
		Rs. 25 Lakhs Loan (1945-46)	425	
		Rs. 54 Lakhs Loan (1946-47)	27	
		Rs. 61 Lakhs Loan (1948-49)	1,085	
		Rs. 75 Lakhs Loan (1947-48)	3,953	
		Rs. 80 Lakhs Loan (1950-51)	15,562	
		Rs. 60 Lakhs Loan (1951-52)	9,300	
		Rs. 69 Lakhs Loan (1952-53)	2,126	
		Rs. 85 Lakhs Loan (1953-54)	1,012	
		Rs. 70 Lakhs Loan 1954-55	15,608	
		Rs. 180 Lakhs Loan 1955-56	11,567	
		Rs. 40 Lakhs Loan 1957-58	1,240	
						78,519	
		<i>Advance from Special Funds—</i>					
		Rs. 8½ Lakhs Advance from Plant and Machinery Depreciation Fund	735	
		Rs. 93,034-13-6 Advance from Net Premia Fund for purchase of Plant & Machinery	288	
		Rs. 53,323-11-0 Advance from Municipal Fire and Accident Insurance Fund	1,044	
		Rs. 3,52,682-11-3 do. do.	305	
		Rs. 26,504-4-0 Advance from Precast concrete Slabs Pavement Renewal Fund	5	
		Rs. 4,36,209-13-9 Advance from Municipal Fire and Accident Insurance Fund	662	
		Rs. 71,817-4-0 Advance from Precast Concrete Slabs Pavement Renewal Fund	1,592	
		Rs. 2,39,815-6-0 Advance from Depreciation Fund for replacement of Plant and Machinery purchased out of Loan Fund	501	
		Rs. 2,83,216-14-0 Advance from Municipal Fire and Accident Insurance Fund	147	
		Rs. 3,41,793-15-0 Advance from Plant and Machinery Depreciation Fund	495	
		Rs. 93,893-4-0 Advance from Precast concrete slabs Pavement Renewal Fund	174	
		Rs. 41,655-2-0 Advance from Slum Service Fund	393	
		Rs. 2,18,692-13-0 Advance from Depreciation Fund for replacement of Plant and Machinery purchased out of Loan Funds	20	
						6,361	
		Interest Accrued but not Paid					
		Accrued Interest on Rs. 180 Lakhs Loan of 1955-56	500	
						500	
		Commission to the State Bank of India for the payment of Interest on the portions of the different Loans	81	
		Miscellaneous Loan Charges including Commission paid to the State Bank of India for drawing interest on Sinking Fund Investments	7	
						88	
		Reduction of Debt or Investment of Sinking Fund					
		Rs. 24½ Lakhs Loan	593	
		Rs. 30 Lakhs Loan (1937-38)	1,631	
		Rs. 30 Lakhs Loan (1938-39)	3,129	
		Rs. 48 Lakhs Loan (1940-41)	2,914	
		Rs. 25 Lakhs Loan (1941-42)	1,609	
		Rs. 20 Lakhs Loan (1943-44)	355	
		Rs. 22 Lakhs Loan (1944-45)	509	
		Rs. 25 Lakhs Loan (1945-46)	255	
		Rs. 54 Lakhs Loan (1946-47)	19	
		Rs. 61 Lakhs Loan (1948-49)	760	
		Rs. 75 Lakhs Loan (1947-48)	2,563	
		Rs. 80 Lakhs Loan (1950-51)	10,064	
		Rs. 60 Lakhs Loan (1951-52)	13,335	
		Rs. 69 Lacs Loan 1952-53	2,704	
		Rs. 85 Lakhs Loan 1953-54	872	
		Rs. 70 Lacs Loan 1954-55	13,447	
		Rs. 180 Lakhs Loan 1955-56	10,075	
		Rs. 8½ Lakhs Advance from Plant and Machinery Depreciation Fund	2,173	
		Rs. 53,323-11-0 Advance from Municipal Fire and Accident Insurance Fund	3,424	
		Rs. 93,034-13-6 Advance from Net Premia Fund for purchase of Plant and Machinery	1,485	
		Rs. 3,52,682-11-3 Advance from Municipal Fire and Accident Insurance Fund	3,735	
		Rs. 26,504-4-0 Advance from Precast Concrete Slabs Pavement Renewal Fund	64	
		Rs. 4,36,209-13-9 Advance from Municipal Fire and Accident Insurance Fund	5,299	
		Rs. 71,817-4-0 Advance from Precast Concrete Slabs Pavement Renewal Fund	12,753	
		Rs. 2,39,815-6-0 Advance from Depreciation Fund for replacement of Plant and Machinery purchased out of Loan Funds	4,011	
		Rs. 2,83,216-14-4 Advance from Municipal Fire and Accident Insurance Fund	678	
		Rs. 3,41,793-15-0 Advance from Plant and Machinery Depreciation Fund	2,285	
		Rs. 93,893-4-0 Advance from Precast Concrete Slabs Pavement Renewal Fund	805	
		Rs. 41,655-2-0 Advance from Slum Service Fund	1,813	
		Rs. 2,18,692-13-0 Advance from Depreciation Fund for replacement of Plant and Machinery purchased out of Loan Funds	94	
						1,03,453	
						Total Debt. Charges ... 1,88,921	
						Surplus—Excess of Income over Expenditure ... 20,74,200	
	22,63,121					Total Rs. ... 22,63,121	

G. V. DAMLE,
Ag. Chief Accountant.

V. L. GIDWANI,
Municipal Commissioner.

Appendix No. 14
MUNICIPAL PRINTING PRESS
Income and Expenditure for the year 1956-57

Expenditure.	Details.	Amount.	Income.	Details.	Amount.
	Rs. a. p.	Rs. a. p.		Rs.	Rs.
Materials on hand and works in progress on 1st April 1956 } Including amounts with the Reserve Bank of India }	Rs. ...	4,86,658 7 0			
Expenditure during the year— Establishment—					
(a) Permanent	58,737 10 3				
(b) Allowances	20,327 15 6	79,065 9 9			
Labour		3,06,558 13 3			
Materials		3,54,957 6 5			
Work through outside Agencies		7,638 12 1			
Electric Power		3,715 1 3			
Contingencies—					
Printing	2,774 12 7		Amount chargeable to the departments for work done		8,74,107 4 0
Stationery	620 10 0				
Books and Dead Stock	888 10 3				
Lighting	2,860 5 7				
Miscellaneous	11,392 15 0				
Telephones	Cr. 3 11 3	18,533 10 2			
Repairs and Maint.—					
(a) Buildings	389 0 5		Amount chargeable to the private parties for work done		1,01,383 4 0
(b) Machinery	5,657 5 3	6,046 5 8			
Rent		3,840 2 0			
Provident Fund		21,516 9 0			
Depreciation		99 12 7	Amount of sale of waste paper & Metal ash etc.		6,727 3 9
Debt charges—					
(1) Interest	34,544 8 0		Stock at close—		
(2) Repayment of capital	23,448 2 6	57,992 10 6	Works in progress	1,35,054 12 0	
Maintenance of delivery van		1,068 5 5	Materials on hand	3,51,108 12 9	4,86,163 8 9
Expenditure other than Establishment with reorganisation scheme		17,819 9 4	Deposit with Reserve Bank of India		7,455 3 0
Providing water cooler arrangement, etc.		3,561 14 7			
Private Works—					
Labour		49,905 3 0			
Materials		48,338 13 0			
Difference representing surplus (1) Rs. 5380-2-6 on departmental works and (2) Rs. 3,139-4-0 on private works transferred to revenue.		8,519 6 6			
		14,75,836 7 6			14,75,836 7 6

G. V. DAMLE.
Ag. Chief Accountant.

V. L. GIDWANI,
Municipal Commissioner.

Appendix No. 14—A

Statement of Advance for 1956-57

Name of Account.	Opening Balance on 1st April 1956.	Debits during 1956-57.	Total.	Credits during 1956-57.	Closing Balance on 31st March 1957.
	Rs.	Rs.	Rs.	Rs.	Rs.
Departmental Works—					
Water Works	2,14,036	80,095	2,94,131	71,215	2,22,916
Printing Press	8,09,745(a)	8,82,415	16,921,60	7,68,180	9,23,980
Workshops	7,77,178	5,26,496	13,03,674	4,26,451	8,77,223
Architectural Branch	1,52,875	Gr.—836	1,52,039	4,708	1,47,331
Roads, Buildings and Drainage	9,23,784	16,27,416	25,51,200	14,55,325	10,95,875
Health Department	19,240	14,759	33,999	12,015	21,984
Total	28,96,858	31,30,345	60,27,203	27,37,894	32,89,309
Private Works—					
Workshops	7,908	629	8,537	266	8,271
Water Works	3,16,695	1,07,441	4,24,136	68,964	3,55,172
Roads, Buildings and Drainage	8,06,135	8,08,922	16,15,057	7,71,358	8,43,699
Architectural Branch	6,631	...	6,631	83	6,548
Health Department	2,465	...	2,465	...	2,465
Printing Press	— 8,501C	1,41,764	1,33,263	1,00,499	32,764
House Numbering	11,557	3,569	15,126	2,400	12,726
Total	11,42,890	10,62,325	22,05,215	9,43,570	12,61,645
Asphalt Plant, Crushers, etc.—					
Asphalt Plant	8,16,606(b)	11,73,640	19,90,246	6,65,854	13,24,392(b)
Sewri Crushers	2,64,282(c)	2,65,081	5,29,863	1,51,128	3,78,735(c)
Mechanical Transport	2,65,072(d)	2,12,575	4,77,647	1,20,355	3,57,292(d)
Worli Crushers	3,59,429(e)	2,79,596	6,39,025	1,93,697	4,45,328(e)
Pre-cast Concrete Slabs	36,029(f)	10,651	46,680	5,283	41,397(f)
Manufacture of concrete covers	9,268(h)	10,000	19,268	6,873	12,395(h)
Municipal Foundry	1,15,461(i)	73,608	1,89,069	47,153	1,41,916(i)
Total	18,66,647	20,25,151	38,91,798	11,90,343	27,01,455
Municipal Officers—					
Dishonoured cheques	...	13,38,944	13,38,944	13,38,944	...
Standing advance for Contingent Expenses	91,945	3,150	95,095	1,500	93,595
Motor cars and motor cycles to officers	53,948	36,543	90,491	33,239	57,252
Cycle advances to Subordinates	349	...	349	270	79
Total	1,46,242	13,78,637	15,24,879	13,73,953	1,50,926
Sundry Advances					
Advance for demolition of unauthorised structures and for removal of unsafe building in the City.	29,10,048	34,55,621	63,65,669	38,89,642	24,76,027
	8,428	6,702	15,130	864	14,266
Total	29,18,476	34,62,323	63,80,799	38,90,506	24,90,293
Municipal Contractors					
Municipal Tenderers	Cr. 6,824	6,385	Cr. 439	769	Cr. 1,208
Purchase of Coal	2,998	13,502	16,500	16,502	Cr. 2
Purchase of Petrol	460	...	460	...	460
	2,78,663(g)	5,20,490	7,99,153	2,95,295	5,03,858
Total	2,75,297	5,40,377	8,15,674	3,12,566	5,03,108
Grand Total	92,46,410	1,15,99,158	2,08,45,568	1,04,48,832	1,03,96,736

(a) Works in progress	Rs. 1,35,055
Materials on hand	3,51,109
Outstanding Bills	4,30,361
Deposit with Reserve Bank of India	7,455
Total	9,23,980

(b) Stock on hand	Rs. 1,18,079	(c) Stock on hand	Rs. 56,889	(d) Outstanding bills	Rs. 2,28,734	(e) Stock on hand	Rs. 73,638	(f) Stock on hand	Rs. 8,107
Outstanding bills	11,08,567	Outstanding Bills	1,53,779	Unadjusted Loss	1,28,558	Outstanding bills	2,09,975	Outstanding bills	31,616
Unadjusted Loss	35,746	Unadjusted Loss	1,68,067			Unadjusted Loss	1,61,715	Unadjusted C/F	1,674
Total	13,24,392	Total	3,78,735	Total	3,57,292	Total	4,45,328	Total	41,397
(g) Outstanding Petrol and Diesel oil bills	Rs. 4,86,836	(h) Stock on hand	Rs. 3,249	(i) Outstanding bills	Rs. 1,08,195				
Stock in hand with M. E. Petrol	14,803	Outstanding bills	5,853	Stock on hand	33,721				
Stock in hand Diesel oil	948	Unadjusted loss	3,293						
Less—Stock to be paid in 1956-57				Total	1,41,916	Less—		unadjusted Profit—	Nil.
				Total	5,03,858				1,41,916

G. V. DAMLE,
Ag. Chief Accountant.

V. L. GIDWANI,
Municipal Commissioner.

Appendix No. 14-B

Statement showing Advances out of Special Funds during 1956-57.

Name of Account.	Opening Balance on 1st April 1956.	Debits during 1956-57.	Total.	Credits during 1956-57.	Closing Balance on 31st March 1957.
	Rs.	Rs.	Rs.	Rs.	Rs.
Charges to be met out of—					
Municipal Fire and Accident Insurance Fund	6,454	6,454	6,454	...
Net Premia Fund	404	404	404	...
Fines Fund	1,15,057	1,15,057	1,15,057	...
Garden Fund (a) Victoria Gardens	57	57	57	...
G. S. M. College and K. E. M. Hospital Research Fund	24,141	24,141	24,141	...
K. E. M. Hospital & G. S. M. College Equipment Fund	15,518	15,518	15,518	...
Welfare Fund	67,898	67,898	67,898	...
Fidelity Gurantee Insurance Fund	908	908	908	...
Renewal of Road Surface Fund	9,300	9,300	9,300	...
Advance from Plant and Machinery Depreciation Fund for— Purchases of Machinery, etc.; pending adjustment against the provisions for depreciation in subsequent years	Cr. 2,287	Cr. 2,287	Dr. 2,287	...
Advance from Plant and Machinery Depreciation Fund for Levelling Metalling etc., Private Streets	4,21,124	21,539	4,42,663	21,326	4,21,337
Advance from Net Premia Fund for purchase of Machinery for the Municipal Printing Press	1,04,179	...	1,04,179	8,002	96,177
Advance from Net Premia Fund for to repay 5% 28 lakhs loan	1,69,090	...	1,69,090	39,819	1,29,271
Advances for Capital Works from—					
Municipal Fire and Accident Insurance Fund	11,91,700	1,37,489	13,29,189	2,98,879	10,30,310
Plant and Machinery Depreciation Fund	13,85,704	3,20,010	17,05,714	3,71,149	13,34,565
Renewal of Road Surfaces Fund	8,38,247	22,082	8,60,329	2,14,915	6,45,414
Net Premia Fund	33,57,868	52,538	34,10,406	7,12,450	26,97,956
Depreciation Fund for replacement of Plant & Machinery purchased out of Loan Fund	5,11,389	15,142	5,26,531	1,41,864	3,84,667
K. E. M. Hospital and G. S. M. College Research Fund	11,083	80,214	91,297	8,890	82,407
Advance from K. E. M. Hospital and G. S. M. College equipment Fund for purchase of Machinery for Municipal Printing Press	51,027	6,809	57,836	23,122	34,714
Slum Service Fund	1,44,320	19,060	1,63,380	44,414	1,18,966
Hospital Fund	5,02,485	1,82,226	6,84,711	1,91,203	4,93,508
Precast Concrete Slab Pavement Renewal Fund	1,88,262	43,008	2,31,270	53,382	1,77,888
Gardens Fund (a) Victoria Gardens	1,35,473	581	1,36,054	42,173	93,881
Total Rs. ...	90,11,951	11,38,148	1,01,50,099	24,09,038	77,41,061

G. V. DAMLE,
Ag. Chief Accountant.

V. L. GIDWANI,
Municipal Commissioner.

Appendix No. 14-C
Statement of Deposit Accounts for 1956-57

Name of Account	Opening Balance on 1st April 1956.	Credits during 1956-57.	Total.	Debits during 1956-57.	Closing Balance on 31st March 1957.
	Rs.	Rs.	Rs.	Rs.	Rs.
A.—Cash Deposits from Contractors, etc.—					
(1) From Contractors ...	17,98,548	17,81,537	35,80,085	11,90,883	23,89,202
(2) From Tenderers ...	6,98,143	12,30,532	19,28,675	11,45,602	7,83,073
(4) Tenderers on approved list ...	2,42,120	6,000	2,48,120	10,120	2,38,000
	27,38,811	30,18,069	57,56,880	23,46,605	34,10,275
B.—Cash Deposits from private parties received through Departmental Officers—					
(1) City Engineer ...	34,67,178	15,20,727	49,87,905	6,83,087	43,04,818
(2) Hydraulic Engineer ...	20,53,011	5,63,958	26,16,969	6,42,731	19,74,238
(3) Assessor and Collector ...	26,60,655	1,66,56,718	1,93,17,373	1,69,66,099	23,51,274
(4) Executive Health Officer ...	82,317	1,91,108	2,73,425	56,106	2,17,319
(5) Estate Agent and Land Manager—					
(i) Improvement Schemes ...	24,51,790	8,72,555	33,24,345	3,49,699	29,74,646
(ii) Municipal Properties ...	9,90,539	2,02,292	11,92,831	1,50,400	10,42,431
(6) Dean, (i) K. E. M. Hospital ...	1,69,205	2,32,246	4,01,451	39,941	3,61,510
Dean, (ii) G. S. M. College ...	16,577	1,12,882	1,29,459	83,352	46,107
Dean (iii) Municipal Group of Hospitals ...	1,19,543	1,28,747	2,48,290	2,16,944	31,346
(7) Superintendent of Licences ...	7,10,257	5,30,492	12,40,749	4,17,499	8,23,250
(8) Superintendent of Markets ...	1,44,398	1,70,264	3,14,662	54,474	2,60,188
(9) Controller of Stores ...	6,53,630	5,01,615	11,55,245	5,39,389	6,15,859
(10) Election and Town Duty Officer ...	6,678	29,268	35,946	27,696	8,250
(11) Municipal Commissioner ...	258	19,912	20,170	17,630	2,540
(13) M. S. ...	2	11	13	13	13
(14) Curator Museum ...	6,161	3,302	9,463	2,832	6,631
(15) Solr to Corp.
(16) Chief Officer, Fire Brigade ...	450	5,410	5,860	2,693	3,167
(17) Superintendent of Gardens ...	10,407	33,513	43,920	29,094	14,826
(18) Mechanical Engineer ...	16,051	6,203	22,254	5,186	17,068
(19) Dean T.N.M. College B.Y.L. Nair & Nair Hosp. Dental College ...	63,235	59,857	1,23,092	45,325	77,767
(20) Chief Inspector, Shops Esstt. ...	5,011	22,773	27,784	19,291	8,493
(21) Editor Bombay Civic Journal ...	705	153	858	50	808
(22) M.G.M. O.S.Pool ...	1,196	3,407	4,603	3,269	1,334
(23) P. R. O.	65	65	...	65
	1,36,29,254	2,18,67,478	3,54,96,732	2,03,52,797	1,51,43,935
C.—Other Cash Deposits ...	60,49,585	1,41,27,883	2,01,77,468	1,26,66,509	75,10,959
D.—Cash Deposits from Lessees ...	28,46,928	1,61,501	30,08,429	1,14,998	28,93,431
E.—Paper Deposits (Kept in Office)—					
(1) From Contractors, etc. ...	1,19,900	4,61,350	5,81,250	5,60,200	21,050
(2) From Tenderers ...	4,22,100	2,15,100	6,37,200	2,89,100	3,48,100
(4) Securities held under objection ...	69,900	83,300	1,53,200	78,900	74,300
	6,11,900	7,59,750	13,71,650	9,28,200	4,43,450
F.—Paper Deposits from Municipal employees and contractors lodged with the State Bank of India ...	41,27,365	6,71,200	47,98,565	17,33,750	30,64,815
G.—Paper Deposits from lessees, etc., lodged with the State Bank of India ...	21,72,230	2,62,600	24,34,830	1,38,800	22,96,030
H.—Cash Deposits received from Ex-Municipal Employees and from Employees in service joining Pension Scheme ...	19,11,130	51,46,717	7,05,7847	3,00,305	67,57,542
I.—Deposit from A. G. in connection with the work of setting of Tula pipe line etc. ...	24,873	...	24,873	...	24,873
J.—Citizens Special Emergency Relief Fund ...	1,190	...	1,190	...	1,190
K.—Mayor's Special Emergency Relief Fund ...	1,434	...	1,434	...	1,434
L.—Cash Deposits from Accountant General Bombay in respect of Municipal claims arising from Bombay Explosions ...	1,76,436	...	1,76,436	...	1,76,436
M.—Cash Deposits from Govt. for construction of 900 Tenements for Displaced Pesans.	5,00,000	5,00,000	13	4,99,987
N.—Deposit from Citizens Emergency Relief Committee ...	69,380	...	69,380	...	69,380
O.—Rent in respect of 300 Rooms at Arthur Road ...	84,985	79,279	1,64,264	72,092	92,172
P.—Rent in respect of 100 Rooms at Wadala Road ...	30,129	...	30,129	...	30,129
Q.—Deposit received from the Govt. on account of capitalized value of the pension for the Fire Brigade staff ...	45,100	...	45,100	5,638	39,462
R.—Sales Tax ...	2,431	8,636	11,067	6,641	4,426
1 Sales Tax ...	1,707	18,615	20,322	14,783	5,539
2 General Tax
S.—Cash Deposit from C.E.R. Committee for the construction of 30 Tenements at Shantinagar ...	34,948	...	34,948	1,253	33,695
T.—Purchase Tax ...	302	8	310	...	310
TOTAL ...	3,45,60,118	4,66,21,736	8,11,81,854	3,86,82,384	4,24,99,470

G. V. DAMLE,
Ag. Chief Accountant.

V. L. GIDVANI,
Municipal Commissioner.

Appendix No. 14-D
Statement of Reserve stock for 1956-57

Name of Account.	Opening Balance on 1st April 1956.	Debits during 1956-57.	Total.	Credits during 1956-57.	Closing Balance on 31st March 1957.
	Rs.	Rs.	Rs.	Rs.	Rs.
General Stores Account	17,07,943	20,52,111	37,60,054	14,31,550	23,28,504
Capital Stores Account	† 6,46,642	79,20,082	85,66,724	54,24,830*	31,41,894
Line Suspense Account	83,096	...	83,096	167	82,929
§ General Stores A/C (Foras Road Depot)...	...	1,42,604	1,42,604	43,503	99,101
§ Capital Stores A/C (Foras Road Depot)...	...	54,493	54,493	22,115	32,378
Total ...	24,37,681	1,01,69,290	1,26,06,971	69,22,165	56,84,806

* Out of this credit of Rs. 6,46,642 is due to transfer of Capital Stock Account from Revenue Account to Loan Works Account.

† In addition to this an amount of Rs. 94,13,634 is shown under Loan Works Account.

§ Vide S.C.R. No. 2322 of 25-1-56.

G. V. DAMLE,
Ag. Chief Accountant.

V. L. GIDWANI,
Municipal Commissioner.

Appendix No. 14-E

Statement showing 'Interest accrued but not paid' in respect of the following Municipal Loans credited to Suspense account pending adjustment in their respective years of repayment, outstanding on 31st March 1957.

Year of Adjustment.	Particulars of Loans.	Amount of Interest accrued but not paid outstanding.		Date of Maturity of the Loan.
		Rs.	a. p.	
1927-28	Rs. 25 Lakhs Loan	31,250	0 0	1-1-1958
1929-30	" 37 " "	21,846	0 0	1-8-1959
1923-24	" 70 " " Portion Rs. 20,60,000	27,466	10 8	1-6-1974
1925-26	" 10 " "	12,500	0 0	1-7-1980
1937-38	" 9 " "	1,313	0 0	14-3-1966
"	" 24½ " "	12,250	0 0	1-2-1967
1938-39	" 30 " " of 1937-38	4,250	0 0	14-3-1968
1940-41	" 30 " " of 1938-39	7,500	0 0	1-3-1969
1940-41	" 64 " " of 1939-40	16,000	0 0	1-3-1970
1941-42	" 48 " " of 1940-41	14,000	0 0	1-3-1971
1942-43	" 25 " " of 1941-42	7,291	10 8	1-3-1972
1945-46	" 20 " " of 1943-44	5,833	5 4	1-3-1974
1946-47	" 22 " " of 1944-45	6,416	10 8	1-3-1975
1947-48	" 25 " " of 1945-46	7,291	10 8	1-3-1976
1948-49	" 54 " " of 1946-47	13,500	0 0	1-3-1977
1948-49	" 75 " " of 1947-48	40,625	0 0	1-8-1978
1951-52	" 2 Crores " of 1950-51	81,250	0 0	16-8-1965
1951-52	" 80 Lakhs " of 1950-51	32,500	0 0	1-9-1980
1951-52	" 17.97 " " of 1950-51	17,970	0 0	1-12-1960
1951-52	" 88,14,500 " of 1949-50	11,936	5 0	15-9-1979
1952-53	" 61 " " of 1948-49	15,250	0 0	1-3-1979
1952-53	" 10 " " of 1950-51	2,709	0 0	16-8-1965
1952-53	" 1.75 Crores " of 1951-52	3,24,480	0 0	3-10-1966
1953-54	" 244,14,500 " of 1952-53	81,381	11 0	1-9-1964
1953-54	" 60 Lakhs " of 1951-52	28,125	0 0	16-8-1966
1953-54	" 69 " " of 1952-53	23,000	0 0	1-9-1967
1953-54	" 10 " " of 1950-51	361	0 0	16-8-1965
1953-54	" 1.75 Crores " of 1951-52	622	0 0	3-10-1966
1954-55	" 33 Lakhs " of 1951-52	15,468	12 0	3-10-1966
1954-55	" 35 " " of 1952-53	1,555	9 0	1-9-1964
1954-55	" 110 " " of 1953-54	36,666	11 0	1-9-1963
1954-55	" 85 " " of 1953-54	28,333	5 0	1-9-1973
1954-55	" 50 " " of 1953-54	16,666	11 0	1-9-1973
1955-56	" 175,34,000 " of 1951-52	7	9 0	3-10-1966
1955-56	" 1,92,49,000 Loan of 1954-55	* 64,163	5 0	1-9-1964
1955-56	" 70 Lakhs Loan of 1954-55	23,333	5 4	1-3-1975
1956-57	" 180 Lakhs Loan of 1955-56	31,561	10 0	15-9-1967
Total Rs. ...		10,66,675	13 4	

* Rs. 4163-5-0 adjusted in 1956-57.

G. V. DAMALE,
Ag. Chief Accountant.

V. L. GIDWANI,
Municipal Commissioner.

Statement showing the amounts of the Receipts and Expenditure respectively credited to the credit of the Fund at the close of the

		Details.		Total.	
		Rs.	a. p.	Rs.	a. p.
RECEIPTS—A.—REVENUE ACCOUNT.					
	A.—General Tax	3,87,62,716	1 6		
	B.—Town Duties	91,34,942	6 6		
	C.—Other Receipts				
1.	General Tax, Indirect Taxation and Miscellaneous Revenue.	(a) Grant-in-aid of the fees for Land Conveyance, Music etc., Licences	10,214 4 0		
		(b) Grant-in-aid in respect of fines for offences against the Law	2,94,866 7 0		
		(c) Interest and Profit on Investment of Surplus Loan and other balances	19,88,980 14 1		
		(d) Interest on Plant and Machinery Depreciation Fund	1,48,619 11 0		
		(e) Miscellaneous	9,24,081 6 11		
		(f) Receipts on account of Municipal Journal	24,739 5 3		
		(g) Receipts M.G.M.O. Swimming Pool	77,299 13 0		
				5,13,66,460	5 3
2.	Water Works—Water Tax and other Miscellaneous Water Works Revenue				
	A.—Water Tax	2,35,65,451	4 6		
	B.—Other Receipts	5,46,609	10 4		
				2,41,12,060	14 10
3.	Education—Primary				
4.	Museums and Libraries			1,501	9 3
5.	Public Health Department			3,35,804	10 6
6.	Medical Relief and Education			7,10,560	13 9
7.	Street Cleansing and Conservancy, Road Watering and Halalkhore Service—				
	A.—Halalkhore Tax	72,46,052	7 6		
	B.—Other Receipts	2,37,633	2 0		
				74,83,685	9 6
8.	Roads, S. W. Drains and public Lighting—				
	A.—Wheel Tax	44,43,251	4 6		
	B.—Contribution from Government in lieu of Tolls	26,094	0 0		
	C.—Other Receipts				
	(a) Ground Rent	44,766	7 0		
	(b) Miscellaneous	4,91,405	3 4		
	(c) Interest realised on Donations	604	5 0		
				50,06,121	3 10
				2,90,904	9 4
9.	Mechanical				
10.	Buildings, Land Acquisition and Management—				
	A.—Sale Proceeds of Surplus Land	3,84,257	9 3		
	B.—Other Receipts				
	(a) Rent of Buildings	1,02,653	2 9		
	(b) Ground Rent	2,93,435	12 3		
	(c) Miscellaneous	8,25,720	2 5		
				16,06,066	10 8
11.	Fire Brigade—				
	A.—Fire Tax	17,10,643	15 0		
	B.—Other Receipts	39,415	15 6		
				17,50,059	14 6
12.	Licensing, Removal of Encroachments on Public Streets, Administration of Shops & Establishment Act., 1948 and Theatre Tax				
	A.—Licences for Dangerous and Offensive Trades	12,26,161	15 0		
	B.—Removal of Encroachments on Public Streets	6,13,193	13 9		
	C.—Receipts from administration of Shops & Establishment Act.	1,64,857	7 9		
	D.—Miscellaneous	4,22,321	6 10		
	E.—Receipts from Theatre Tax	5,74,843	4 0		
				30,01,377	15 4
13.	Gardens and Open Spaces			1,27,683	8 9
14.	Markets and Slaughter Houses			39,29,591	0 3
15.	Contribution from Capital Funds to Revenue on account of Loan Works Staff			3,98,366	11 0
16.	Extraordinary Receipts			4,25,036	10 0
17.	Rebate from Government on account of collection of the Urban Immovable Property Tax in the City			2,41,621	3 6
18.	Transfers from the B. E. S. & T. Fund			40,20,110	0 2
	Total Revenue Receipts Rs.			10,48,07,013	6 5

No. 15.

and debited to the Municipal Fund during the year 1956-57 and the balance year 1956-57 (i. e. 31st March 1957).

	Details.		Total.	
	Rs.	a. p.	Rs.	a. p.
RECEIPTS—B.—CAPITAL ACCOUNT—				
Loan Funds—				
Deb—Principal—				
Rs. 130 Lakhs Loan of 1956-57	1,30,00,000	0 0		
Rs. 115 Lakhs Loan of 1956-57	1,15,50,000	0 0		
Rs. 1 Crore's Loan from Government for V.C.T. Scheme	1,00,00,000	0 0		
Advances from Special Funds for purchase of Plant and Machinery—				
K.E.M. Hospital and G.S.M. College Research Fund	80,213	14 3		
Net Premia Fund	52,538	4 0		
Municipal Fire and Accident Insurance Fund	1,37,489	7 0		
K.E.M. Hospital Equipment Fund	6,809	4 0		
Pre-cast Concrete Slab Pavements renewal Fund	43,008	1 10		
Garden Fund (a) Victoria Gardens	581	8 0		
Slum Service Fund	19,059	13 10		
Hospital Fund	1,82,225	13 0		
Renewal of Road Surfaces Fund	22,081	13 0		
Plant and Machinery Depreciation Fund	3,20,010	1 0		
Depreciation Fund for replacement of Plant and Machinery	15,141	4 0		
Advances from Net Premia Fund and Special Funds for renewal (1) of Surfaces of Roads for which no renewal Fund exists and (2) of Surfaces of Roads taken over from Ex-Trust				
Advance from Net premia fund for Repayment of Rs. 28 lakhs Loan of 1929				
			3,54,29,159	3 11
Trust Fund—				
Government share of the cost of Preliminary Expenses in connection with preparation of the Master Plan for Bombay City and Greater Bombay				
Donations	1,00,500	0 0		
Interest on investments				
			1,00,500	0 0
Total Capital Account Receipts			3,55,29,659	3 11
RECEIPTS—C.—SUSPENSE ACCOUNT—				
I.—Sinking and Special Fund Accounts—				
Sinking Fund account—Municipal	1,23,24,194	0 0		
Special Fund Accounts	1,09,29,682	6 9		
Improvement Schemes Fund Account—				
(a) Sinking Fund Account	35,99,114	12 1		
(b) Investment Reserve Fund Account	2,48,968	12 6		
II.—Paper and Cash Accounts—				
(1) Sinking Fund	10,72,958	9 0		
(2) Special Funds	1,30,17,539	6 0		
(3) Surplus Fund	2,44,20,817	6 8		
(4) Loan Fund	1,39,68,223	2 8		
(5) Improvement Schemes Funds—				
(a) Sinking Fund	11,41,722	4 7		
(b) Capital Fund	32,35,098	10 8		
(c) Investment Reserve Fund	7,66,911	3 0		
6-A—Improvement Schemes A/c (Slum Clearance) A City—				
(b) Capital Fund	8,31,500	0 0		
6-B—Improvement Schemes A/c (Slum Clearance) B-Subs.				
(b) Capital Fund				
State Bank of India and other Local Banks on account of Sundry deposits	9,68,59,087	12 6		
III.—Suspense Accounts—				
Deposit Account	4,66,21,735	11 7		
Reserve Stores Account	53,07,745	6 8		
Reserve Stores a/c—Stock (Foras Road Depot)	43,502	13 0		
Capital Stores Accounts	1,33,71,805	2 1		
Capital Stores a/c Stock Foras Road Depot	22,115	0 5		
Purchase of Petrol and Diesel Oil	2,95,295	12 0		
Purchase of Coal				
Advances Departmental Works	15,43,263	7 0		
Advances Municipal Workshops	4,26,450	8 9		
Municipal Foundry	47,153	1 5		
Worli Crushers	1,93,697	7 0		
Sewri Crushers	1,51,127	15 0		
Mechanical Transport	1,20,354	9 0		
Asphalt Plant	6,65,853	11 0		
Pre-Cast Concrete Slabs	5,283	0 0		
Municipal Printing Press	7,68,180	7 3		
Advances Private Works	9,43,570	13 0		
Advances Special Funds	24,09,037	10 3		
Municipal Contractors	768	11 9		
Municipal Tenderers	16,502	0 0		
Sundry Advances	38,89,642	2 8		
Advances for demolition of unauthorised structures and for removal of unsafe Buildings in the City	864	0 0		
Advances to Municipal Officers—				
Interest Accrued but not paid	35,009	1 9		
Provident Fund	35,724	15 0		
Welfare Fund	1,24,26,410	12 8		
Fines Fund	494	0 0		
Gardens Fund	3,768	12 9		
Victoria and Albert Museum Fund	64,476	1 3		
Fidelity Guarantee Insurance Fund	4,453	8 0		
Bombay Municipal Corporation Loans Interest Warrants payable Account	11,162	7 0		
City of Bombay Improvement Trust Loans Interest Warrants Payable Account	53,43,386	2 2		
Cash Bills outstanding Account	16,71,167	8 4		
Dishonoured Cheques	72,939	0 5		
Cheques payable	13,38,943	15 11		
Wages Deposit Account	21,53,74,597	6 4		
Advance from S. C. B. for financing expenditure on Capital Works pending raising of a new Loan	40,69,924	2 0		
Loan Redemption Fund—Municipal	3,37,57,484	9 0		
Loan Redemption Fund—Improvement Schemes	45,70,490	12 6		
Manufacture of concrete covers—Recoveries	24,32,361	8 0		
Interest on B. I. T. Loans payable Account	6,873	0 0		
Advances from S. C. B.—Slum Clearance	9,080	0 0		
	22,858	9 0		
Total Receipts—C.—Suspense Accounts			54,05,11,374	0 4

	Details.			Total.		
	Rs.	a.	p.	Rs.	a.	p.
RECEIPTS—D.—IMPROVEMENT SCHEMES ACCOUNT—						
General Account Revenue—						
I.—Rents and other proceeds of Properties	68,68,254	6	2			
II.—Contribution from the Municipal Corporation under section 125 (2)(d) of the Municipal Act.	43,75,170	10	0			
III.—Grant-in-aid out of Tobacco Duty receipts	5,00,000	0	0			
IV.—Interest and Profit on Investments	4,10,140	4	6			
V.—Miscellaneous Receipts	92,561	13	10			
VI.—Appropriation from Capital Account to meet deficit in the General Account	4,56,456	0	10			
	Total Rs.					
						1,27,02,583 3 4
Capital Account—						
I.—Sale proceeds of Lands, Buildings, etc.	12,29,862	1	6			
II.—Loans to be raised in 1956-57 for Improvement Schemes	19,28,000	0	0			
III.—Transfer of Revenue Surplus to Capital Account						
	Total—Capital Account Receipts Rs.					31,57,862 1 6
	Total—D.—Improvement Schemes					1,58,60,445 4 10
RECEIPTS—E.—IMPROVEMENT SCHEMES ACCOUNT—SLUM CLEARANCE (CITY)—						
General Account Revenue—						
I.—Rents and other proceeds of Properties	682	0	0			
II.—Grant-in-aid for meeting deficit						
III.—Interest and Profit on Investment	92	6	0			
IV.—Miscellaneous Receipts						
V.—Appropriation from General Account to meet deficit in the Capital Account	Dr. 774	6	0			
Capital Account—						
I.—Receipts						
II.—Loans to be raised in 1956-57	10,00,000	0	0			
Transfer of Revenue Surplus to capital A/C	774	6	0			
	Total—Capital Account Receipts					10,00,774 6 0
	Total, E.—Improvement Schemes Slum Clearance (City)					10,00,774 6 0
RECEIPTS—F.—IMPROVEMENT SCHEMES ACCOUNT—SLUM CLEARANCE (SUBS.)						
General Account Revenue—						
I.—Rents and other proceeds of properties						
II.—Contribution from Municipal Corporation (Suburbs)						
III.—Interest and Profits on Investments	Dr. 72	8	0			
IV.—Miscellaneous Receipts						
V.—Appropriation from Capital Account to meet deficit in the General Account	72	8	0			
Capital Account—						
I.—Receipts						
II.—New Loans in 1956-57						
Transfer of Revenue Surplus	6,52,526	0	0			
	Total—Capital Account Receipts					6,52,526 0 0
	Total, F.—Improvement Schemes Account—Slum Clearance (Subs.)					6,52,526 0 0
EXPENDITURE A.—REVENUE ACCOUNT.						
I.—General Supervision, Collection of Revenue, etc.—						
A.—General Superintendence	17,08,563	11	9			
B.—Collection of Revenue	12,86,012	8	4			
C.—Upkeep and guarding of Municipal Head Office	76,753	8	7			
D.—General Stores	1,77,305	3	0			
E.—Miscellaneous Charges	3,83,743	13	0			
F.—Election Expenses	4,83,725	15	0			
G.—New Works	11,526	6	0			
H.—Debt Charges	2,37,533	13	0			
Deduct—Proportion of General Superintendence chargeable to Water Works, Fire Brigade Markets, and Improvement Schemes Account and Education Fund account	10,45,498	4	6			
						33,19,666 10 2
II.—Water Works—						
A.—Maintenance	24,76,198	8	11			
B.—Income Tax on income derived by the Municipality for supply of water to areas outside Municipal Jurisdiction	25,889	11	0			
C.—Provident Fund and Pensions, etc., Charges	2,58,314	6	10			
D.—Proportion of General Supervision and Collection of Revenue, etc.	6,37,517	4	9			
E.—Dearness Allowance	9,84,736	10	0			
F.—New Works	27,868	3	7			
G.—Debt Charges	1,73,96,333	3	0			
						2,18,06,858 0 1
III.—Education—Primary						
IV.—Museums and Libraries—						
A.—Victoria & Albert Museum	53,157	0	0			
B.—Municipal Free Reading rooms & Libraries	44,956	5	3			
C.—Debt charges	1,175	10	0			
						99,288 15 3
V.—Public Health Department						
A.—General Superintendence	19,69,457	5	0			
B.—Supply of milk to the undernourished needy children attending Municipal Schools	9,16,058	12	0			
C.—New Works	5,208	13	0			
D.—Debt Charges	6,55,310	8	0			
Expenditure other than Estt. in connection with reorganisation scheme	56	2	0			
						35,46,091 8 0
	Expenditure A—Revenue Carried over					2,87,71,905 1 6

No. 15—Continued.

	Details.	Total.
	Rs. a. p.	Rs. a. p.
VI.—Medical Relief and Education—		
A.—Hospitals and Maternity Homes—	74,16,454 12 9	
B.—Dispensaries	4,09,491 6 4	
C.—Medical and Nursing Assistance to poor people in their houses	1,397 4 6	
D.—Family planning clinics	21,925 2 0	
E.—Medical Education	11,01,816 5 3	
F.—Statutory Contribution to Government Medical Institutions	4,14,500 0 0	
G.—Clinic for treatment of Leprosy cases	53,941 6 8	
H.—New Works	73,454 7 0	
I.—Providing a convalescent home of 120 Beds with Equipments, Staff quarters near K. E. Hospital	7,61,891 2 2	
J.—Debt Charges	11,45,567 0 6	1,14,00,438 15 2
VII.—Street Cleansing and Conservancy, Road Watering and Halalkhore Service—		
A.—Street Cleansing and Conservancy	7,42,093 11 0	
B.—Collection, Loading Removal and disposal of Town Refuse	58,83,922 10 7	
C.—Road Watering	803 5 0	
D.—Halalkhore Service	52,21,828 8 7	
E.—New Works	6,45,239 11 0	
F.—Debt Charges	28,63,027 4 0	
Expenditure other than Establishment in connection with Reorganisation Scheme	334 8 0	1,53,57,249 10 2
VIII.—Roads S. W. Drains and Public Lighting—		
A.—General	2,95,453 12 0	
B.—Maintenance of Roads	21,55,873 7 9	
C.—Public Lighting	21,55,082 11 0	
D.—Maintenance of S. W. Drains	46,897 1 0	
E.—Rebate on Account of the compounded wheel-tax, Expenditure other than estt in Connection with reorganisation Scheme	19,074 0 0	
F.—New Works	6,219 6 0	
G.—Debt Charges	1,36,141 7 11	
	28,61,340 6 6	76,76,102 4 2
IX.—Mechanical—		
A.—Mechanical Engineer's Office Estt. Supervision of Factories, Workshops and Work-places	2,73,964 12 3	
B.—New Works	1,462 9 0	
C.—Debt Charges	466 3 0	
	1,08,937 13 0	3,84,831 5 3
X.—Buildings, Land Acquisition and Management—		
A.—City Engineer's Central Office Establishment	1,37,650 10 0	
B.—Inspection and Supervision of Private Buildings	4,92,521 4 6	
C.—Removal of stall-boards in the City	2,530 6 0	
D.—Architectural	1,52,089 0 0	
E.—Land Acquisition and Management	1,36,606 10 6	
F.—Supervision of Factories, Workshops and Work Places	29,877 12 6	
G.—New Works	62,076 0 0	
H.—Debt Charges	5,20,289 3 0	
Deduct—Supervision Chargeable to Improvement Schemes Account	35,804 6 0	14,97,836 8 6
XI.—Fire Brigade—		
A.—Maintenance	8,23,804 1 0	
B.—Provident Fund, Pensions, etc., Charges...	1,61,340 13 0	
C.—Proportion of General Supervision and Collection of Revenue	52,023 8 6	
D.—Dearness Allowance	2,28,907 7 0	
E.—New Works	5,700 10 0	
F.—Debt Charges	2,74,683 7 0	15,46,459 14 6
XII.—Licensing, Removal of Encroachment on Public Streets and Administration of Shops and Establishment Act, 1948 and Theatre Tax—		
A.—Licensing Establishment	2,23,231 9 11	
B.—Removal of encroachments on Public Streets	1,42,472 2 0	
C.—Administration of Shops and Establishment Act, 1948	1,56,569 7 5	
D.—Administration of Theatre Tax	13,756 9 0	
E.—New Works	1,123 4 0	
F.—Debt Charges	9,060 12 0	5,46,213 12 4
XIII.—Gardens and Open Spaces—		
A.—Gardens	4,42,452 6 2	
B.—New Gardens, Recreation Ground etc.	20,213 2 0	
C.—Road side Trees	34,131 1 6	
D.—New Works	53,175 7 0	
E.—Debt Charges	1,04,053 11 0	6,54,025 11 8
XIV.—Markets and Slaughter Houses—		
A.—Markets and Slaughter Houses & Refrigerator at A. C. Market	11,72,687 2 11	
B.—Provident Fund and Pension, etc., charges	64,647 14 0	
C.—Proportion of General Supervision	63,381 5 1	
D.—Dearness Allowance	3,22,224 3 0	
E.—New Works	43,529 9 0	
F.—Debt Charges	1,88,920 15 0	18,55,391 1 0
XV.—Contribution to—		
(a) Budget 'B' under Section 125(2)(d) of the Bombay Municipal Corporation Act	43,75,170 10 0	
(b) Budget 'D' under Section 123(B) of the Bombay Municipal Corporation Act	16,87,867 0 0	
(c) Budget 'E' under Section 126(C) of the Bombay Municipal Corporation Act	1,09,37,927 0 0	1,70,00,964 10 0
XVI.—Miscellaneous		
A.—Provident Fund, Pensions Gratuities and Compassionate Allowances	22,84,484 1 10	
B.—Urban Immovable Property Tax on Municipal Properties in the City	9,718 11 0	
C.—Dearness Allowance	89,35,918 5 0	
D.—Grants-in-aid to Public Institutions	12,74,764 3 1	
E.—Rent of Buildings Requisitioned for Housing Municipal Employees of Essential Services etc	9,843 3 9	1,25,15,728 8 8
Total Expenditure—A—Revenue account Rs.		9,92,07,147 6 11

	Details.		Total.
	Rs.	a. p.	Rs. a. p.
EXPENDITURE B—CAPITAL ACCOUNT			
I.—General Supervision, Collection of Revenue, etc.	7,71,185	0 0	
II.—Water Works, ordinary	16,35,658	2 10	
II.—Augmenting City's Water Supply	2,29,33,906	6 5	
V.—Public Health Department	10,42,869	3 6	
VI.—Medical Relief and Education	5,89,963	13 0	
VII.—Street Cleansing, Conservancy, Road Watering and Halalkhore Service	38,30,201	7 5	
VIII.—Roads, S. W, Drains and Public Lighting	12,27,327	13 8	
IX.—Mechanical	22,598	8 0	
X.—Buildings, Land Acquisition and Management	3,75,104	8 11	
XI.—Fire Brigade	15	12 0	
XIII.—Gardens and open spaces	17,97,397	10 5	
XIV.—Markets and Slaughter Houses	3,72,828	10 0	
XV.—Slum Service	7,21,476	3 0	
XVI.—Completion of Sewerage works under taken in connection with M.C.D.	Cr. 71	1 0	
XVII.—Greater Bombay	3,82,217	8 0	
Discount and other charges on the new Loans	Cr. 3,69,620	9 0	
Plant and Machinery to be purchased out of Net Premia Fund	Cr. 1,97,084	14 0	
Plant and Machinery to be purchased out of Municipal Fire and Accident Ins. Fund	Cr. 16,313	5 6	
Plant and Machinery to be purchased out of K. E. M. Hospital Equipment Fund	Cr. 71,323	10 3	
Plant and Machinery to be purchased out of K. E. M. Hospital Research Fund	Cr. 1,26,722	6 0	
Plant and Machinery to be purchased out of Depreciation Fund for Replacement of Plant and Machinery	Cr. 10,373	8 2	
Plant and Machinery to be purchased out of Pre-cast Concrete Slabs Pavement Renewal Fund	Cr. 10,566	11 0	
Plant and Machinery to be purchased out of Plant and Machinery Depreciation Fund	Cr. 1,45,122	6 0	
Plant and Machinery to be purchased out of Renewal of Road Surfaces Fund	Cr. 45,015	1 0	
Plant and Machinery to be purchased out of Garden Fund (a) Victoria Gardens	Cr. 8,977	4 0	
Plant and Machinery to be purchased out of Hospital Fund	Cr. 25,353	12 2	
Plant and Machinery to be purchased out of Slum Service Fund	16,78,895	3 6	
Assets written off			
Repayment of Advance taken out of S. C. B. for financing expenditure on Capital Works pending raising of a new Loan & Capital Stores during 1953-54	6,46,642	0 7	
Repayment of Rs. 28 Lakhs Loan 1929			
			3,72,65,524 1 8
Trust Fund—Expenditure			623 5 0
Total B—Capital Expenditure Rs.			3,72,66,147 6 8

	Details.			Total.		
	Rs.	a.	p.	Rs.	a.	p.
EXPENDITURE—C.—SUSPENSE ACCOUNTS—						
I.—Sinking and Special Fund Accounts—						
(1) Sinking Fund Account—Municipal	2,84,047	4	0
(2) Special Fund Accounts	1,02,03,084	3	7
(3) Improvement Schemes Fund Accounts—						
(a) Sinking Fund Account	4,28,662	4	8
(b) Investment Reserve Fund Account	18,575	14	0
II.—Paper and Cash Accounts—						
(1) Sinking Fund	1,31,13,105	5	0
(2) Special Funds	1,50,15,027	8	9
(3) Surplus Fund	2,49,78,271	5	11
(4) Loan Fund	1,38,14,234	15	11
(5) Improvement Schemes Funds—						
(a) Sinking Fund	43,12,174	12	0
(b) Capital Fund	30,35,452	14	0
(c) Investment Reserve Fund	9,97,304	1	6
(6-A) Improvement Schemes A/C (Slum Clearance) A—City						
(b) Capital Fund	10,00,054	0	0
(6-B) Improvement Schemes A/C (Slum Clearance) Subs.						
(b) Capital Fund	6,52,453	8	0
State Bank of India and other Local Banks on account of Sundry Deposits	9,99,16,608	3	3
III.—Suspense Accounts—						
Deposit Account	3,86,82,383	12	2
Reserve Stores Accounts	61,81,910	4	6
Reserve Stores Account Stock—Foras Road Depot	1,42,603	5	9
Capital Stores Accounts	1,72,04,034	0	3
Capital Stores Account Stock—Foras Road Depot	54,493	0	6
Purchase of Petrol, and Diesel Oil	5,20,490	1	6
Purchase of Coal
Advances Departmental Works	17,21,434	8	11
Advances Municipal Workshop	5,26,496	2	2
Municipal foundry	73,608	7	3
Worli Crushers	2,79,595	14	6
Sewri Crushers	2,65,080	9	0
Mechanical Transport	2,12,575	6	9
Asphalt Plant	11,73,640	3	0
Pre-Cast Concrete Slabs	10,650	7	0
Municipal Printing Press	8,82,414	10	0
Advances Private Works	10,62,325	12	8
Advances Special Funds	11,38,147	10	8
Municipal Contractors	6,385	4	9
Municipal Tenderers	13,502	0	0
Sundry Advances	34,55,620	5	9
Advance for demolition of unauthorised Structures and for Removal of unsafe Buildings in the City	6,702	6	0
Repayment of Loans Municipal	45,70,490	12	6
Do. (Impts. Schemes)	24,32,361	8	0
Advances to Municipal Officers	39,693	5	0
Provident Fund	1,24,26,410	12	8
Welfare Fund	494	0	0
Fines Fund	3,768	12	9
Gardens Fund	64,476	1	3
Victoria and Albert Museum Fund	4,453	8	0
Fidelity Guarantee Insurance Fund	11,162	7	0
Bombay Municipal Corporation Loans Interest Warrants payable Account	53,43,367	8	2
City of Bombay Improvement Trust Loans Interest Warrants Payable Account	16,45,537	4	4
Dishonoured Cheques	13,38,943	15	11
Cash Bills outstanding Account	68,725	4	3
Cheques payable	21,46,10,386	9	0
Wages Deposit Account	40,69,924	2	0
Advance from S. C. B. for financing expenditure on Capital Works pending raising of a new Loan	3,44,92,109	2	5
Interest on B. I. T. Loans payable account	11,190	0	0
Interest accrued but not paid
Advance for manufacture of concrete Covers	10,000	0	0
Advance from S. C. B. for financing expenditure on Improvement Schemes Slum Clearance	22,858	9	0
Total Expenditure—Suspense Accounts						
						54,25,49,504 3 1 1

SUMMARY.

Receipts.				Disbursements.	
Rs.	a. p.			Rs.	a. p.
1,32,88,980	1 7	Balance on 1st April 1956	...		
10,48,07,013	6 5	A.—Revenue Account	...	9,92,07,147	6 11
3,55,29,659	3 11	B.—Capital Account	...	3,72,66,147	6 8
54,05,11,374	0 4	C.—Suspense Account	...	54,25,49,504	3 11
1,58,60,445	4 10	D.—Improvement Schemes Account	...	1,68,06,491	1 6
10,00,774	6 0	E.— Do. Slum Clearance (City)	...	8,32,220	6 0
6,52,526	0 0	F.— Do. do. (Suburbs)	...	72	8 0
69,83,61,792	5 6			Total Rs.	69,66,61,583 1 0 4
				* Balance on 31st March 1957	1,49,89,189 6 1 1
71,16,50,772	7 1	Total.		Total Rs.	71,16,50,772 7 1

G. V. DAMLE,
Ag. Chief Accountant.

No. 15—Concluded.

	Details.		Total.	
	Rs.	a. p.	Rs.	a. p.
EXPENDITURE—D.—IMPROVEMENT SCHEMES ACCOUNT				
General Account Expenditure—				
A.—Maintenance of Properties and Streets	51,83,646	3 4		
B.—Cost of Management and Establishment	21,48,332	15 2		
C.—Proportionate charges on account of Municipal Supervision	2,70,047	4 11		
	76,02,026	7 5		
Deduct—				
Proportionate share of cost of Management and Establishment chargeable to	Rs.	a. p.		
Do. do. do. (a) General Account	21,85,119	9 8		
(b) Capital Account	2,33,260	10 5		
			24,18,380	4 1
D.—Debt Charges			75,18,937	0 0
Total			1,27,02,583	3 4
Capital Account—				
Improvement and Street Schemes, etc.			17,46,687	10 11
Proportionate share of cost of Management and Establishment chargeable to General account			2,33,260	10 5
Transfer of Revenue Deficit to Capital Account			4,56,456	0 10
Discount and other charges on Loan borrowed in 1956-57			19,503	8 0
Repayment of 25 L. L. of 1926.			16,48,000	0 0
Total			41,03,907	14 2
Total—General and Capital Account Expenditure			1,68,06,491	1 6
EXPENDITURE—E.—IMPROVEMENT SCHEMES ACCOUNT—SLUM CLEARANCE—CITY—				
General Account Expenditure—				
A.—Maintenance of Properties and Streets				
B.—Cost of Management and Establishment				
C.—Proportionate Charges on account of Municipal Supervision				
Deduct—				
Proportionate Share chargeable to General Account, (a) Maintenance of Properties				
Do. do. do. to Capital Account				
D.—Debt Charges				
Total				
Capital Account—				
Expenditure			8,22,220	6 0
Proportionate share of cost of Management and Establishment chargeable to Capital Account				
Deficit in General Account (under Slum Clearance)				
Discount and other charges on loans			10,000	0 0
Total			8,32,220	6 0
Total, E.—Improvement Schemes Account—Slum Clearance (City)			8,32,220	6 0
EXPENDITURE—F.—IMPROVEMENT SCHEMES ACCOUNT—SLUM CLEARANCE—(SUBURBS)—				
General Account Expenditure—				
A.—Maintenance of Properties and Streets				
B.—Cost of Management and Establishment				
C.—Proportionate charges on account of Municipal Supervision				
Deduct—				
Proportion chargeable to General Account				
Do. Capital Account				
D.—Debt Charges				
Total				
Capital Account—				
Expenditure				
Transfer of Revenue Deficit to Capital A/C.			72	8 0
Total			72	8 0
Total, F.—Improvement Schemes Account—Slum Clearance—(Suburbs)			72	8 0
Bank's reconciliation —				
* Balances per Bank's Pass Book	Rs.	a. p.	Rs.	a. p.
Add—			1,31,78,318	13 11
Revenue sent to the Bank on 30th March 1957 but acknowledged on 2nd April 1957			7,65,776	3 3
Less—			1,39,44,095	1 2
Uncashed Cheques			30,07,038	9 9
Balance in Bank as per Day Book (Column No. 10)			1,09,37,056	7 5
Balance in Office in Government Promissory Notes, etc.	4,43,450	0 0		
Balance in Office in Cash	36,08,682	14 8	40,52,132	14 8
			1,49,89,189	6 1

V. L. GIDWANI,
Municipal Commissioner.

Appendix No. 16.

Comparison of Face, Purchase and Market Values as on 31st March 1957 of the different Securities held in the following Special Funds.

Name of Fund.	Particulars of Securities.	Face value.	Purchase rate per cent.	Actual cost at purchase rate.	Market rate per cent.	Value at Market rate.		
		Rs.	Rs. a. p.	Rs. a. p.	Rs. a. p.	Rs. a. p.		
Municipal Fire and Accident Insurance Fund.	4 per cent. Bombay Improvement Trust Debentures	46,600	Par.	46,600 0 0	} Par.	1,38,000 0 0		
	Do. do.	10,000	89 0 0	8,900 0 0				
	Do. do.	7,200	88 0 0	6,336 0 0				
	Do. do.	23,500	84 8 0	19,857 8 0				
	Do. do.	9,700	84 4 0	8,172 4 0				
	Do. do.	41,000	92 12 0	38,027 8 0				
	3 per cent. Bombay Municipal Debentures	35,100	Par.	35,100 0 0			Par.	35,100 0 0
	3½ per cent. Do. do.	7,000	Par.	7,000 0 0			Par.	7,000 0 0
	3½ per cent. Do. do.	22,600	Par.	22,600 0 0			Par.	22,600 0 0
	3½ per cent. Do. do.	53,400	Par.	53,400 0 0			Par.	53,400 0 0
	4 per cent. Bombay Municipal Debentures	5,90,800	99 8 0	5,87,846 0 0			Par.	5,90,800 0 0
	3 per cent. Conversion Loan 1946	8,200	Par.	8,200 0 0			} 74 4 0	83,308 8 0
	Do. Do.	1,02,400	101 0 0	1,03,424 0 0				
Do. Do.	1,600	100 15 0	1,615 0 0					
	Total Rs.	9,59,100		9,47,078 4 0		9,30,208 8 0		
Net Premia Fund ...	3 per cent. Government Promissory Notes	900	48 0 0	432 0 0	77 4 0	695 4 0		
	3 per cent. Bombay Municipal Debentures	15,29,000	Par.	15,29,000 0 0	Par.	15,29,000 0 0		
	4 per cent. Bombay Municipal Debentures	6,31,900	99 8 0	6,28,740 8 0	Par.	6,31,900 0 0		
	3 per cent. Conversion Loan 1946	9,700	Par.	8,700 0 0	} 74 4 0	1,19,913 12 0		
Do. do.	1,52,800	101 0 0	1,54,328 0 0					
	Total Rs.	23,23,300		23,21,290 8 0		22,81,509 0 0		
Provident Fund ...	4 per cent. Government Loan 1960-70	37,500	92 8 0	34,687 8 0	} 100 14 0	85,743 12 0		
	Do. do.	47,500	88 6 0	41,978 2 0				
	4 per cent. Bombay Improvement Trust Debentures	1,81,300	Different rates	1,40,693 0 0				
	Do. do.	46,100	Par.	46,100 0 0				
	Do. do.	3,80,300	84 4 0	3,20,402 12 0				
	Do. do.	16,700	84 8 0	14,111 8 0				
	Do. do.	9,85,500	92 12 0	9,14,051 4 0				
	5 per cent. Bombay Improvement Trust Debentures	6,18,500	Different rates	5,65,335 0 0			Par.	6,18,500 0 0
	6 per cent. Bombay Improvement Trust Debentures	1,91,000	Do.	1,92,531 4 0			Par.	2,50,300 0 0
	Do. do.	59,300	Par.	59,300 0 0			Par.	25,600 0 0
	4½ Do. do.	25,600	Par.	25,600 0 0			Par.	1,08,48,500 0 0
	3½ per cent. Bombay Municipal Debentures	1,08,48,500	Par.	1,08,48,500 0 0			Par.	6,44,700 0 0
	3½ per cent. Do. do.	6,44,700	par	6,44,700 0 0			Par.	25,12,100 0 0
	3½ Do. do.	25,12,100	Par.	25,12,100 0 0			Par.	7,25,300 0 0
	3 per cent. Conversion Loan 1946	7,25,300	Par.	7,25,300 0 0			} 74 4 0	9,66,289 8 0
	Do. do.	5,55,100	101 0 0	5,60,651 0 0				
	Do. do.	21,000	99 12 0	20,947 8 0				
	4 per cent. Bombay Municipal Debentures	60,61,900	99 8 0	60,31,590 8 0			Par.	60,61,900 0 0
	3½ per cent. United Provinces EE Loan	2,92,000	99 0 0	2,89,080 0 0			91 4 0	2,66,450 0 0
	4 per cent. Bombay Municipal Debentures	2,18,92,400	Par.	2,18,92,400 0 0			Par.	2,18,92,400 0 0
	4½ per cent. Bombay Provincial Co-op. Land Mortgage Bank Debentures	10,50,000	97 12 0	10,26,375 0 0			100 0 0	10,50,000 0 0
	4½ Per cent. Bombay Provincial Co-Operative Land Mortgage Bank Debentures	3,00,000	100 4 0	3,00,750 0 0			100 0 0	3,00,000 0 0
	4 per cent. Loan 1964	25,00,000	100 7 0	25,10,937 8 0			100 0 0	25,00,000 0 0
	4½ per cent. Madras Corp. Land Mortgage Bank Debentures	7,00,000	99 10 0	6,97,375 0 0			100 0 0	7,00,000 0 0
	4½ per cent. Ahmedbad Municipal Debentures	5,25,000	100 4 0	5,26,312 8 0			100 0 0	5,25,000 0 0
	3½ per cent. Bombay Municipal Debentures	32,85,500	99 8 0	32,69,072 8 0			} Par.	36,81,000 0 0
	Do. do.	1,30,000	86 14 0	1,12,937 8 0				
	Do. do.	1,65,500	86 12 0	1,43,571 4 0				
	Do. do.	1,00,000	86 8 0	86,500 0 0				
	3 per cent. Bombay Municipal Debentures	6,400	Par.	6,400 0 0			Par.	6,400 0 0
	National Savings Certificates	2,00,000	Par.	2,00,000 0 0			Par.	2,00,000 0 0
	4½ per cent. Andhra Co-operative Central Land Mortgage Bank Debentures.	5,00,000	Par.	5,00,000 0 0			100 0 0	5,00,000 0 0
4 per cent. Madras Loan 1968	4,00,000	98 0 0	3,92,000 0 0	} 98 0 0	5,29,200 0 0			
Do. do.	75,000	97 15 0	73,453 2 0					
Do. do.	65,000	97 15 6	63,679 11 0					
4 per cent. Madras Loan 1967	15,00,000	99 15 0	14,99,062 8 0	98 1 0	19,61,250 0 0			
Do. do.	5,00,000	99 10 0	4,98,125 0 0					
4 per cent. Bombay State Development Loan	3,66,700	Par.	3,66,700 0 0	99 8 0	3,64,866 8 0			
4 per cent. Andhra Loan 1967	3,00,000	99 9 6	2,98,781 4 0	98 0 0	7,84,000 0 0			
Do. do.	5,00,000	99 10 6	4,98,281 4 0	} 97 11 0	4,89,437 8 0			
4 per cent. Bihar State Development Loan	5,00,000	98 15 6	4,94,843 12 0					
4 per cent. Mysore State Development Loan	5,00,000	99 8 0	4,97,500 0 0	98 0 0	4,90,000 0 0			
4½ per cent. Saurashtra Electric Board Loan	3,00,000	Par.	3,00,000 0 0	100 0 0	3,00,000 0 0			
	Total Rs.	6,06,11,400		6,02,42,717 3 0		6,01,62,537 4 0		
Fines Fund—	4 per cent. Government Loan 1960-70	20,000	88 0 0	17,600 0 0	} 100 14 0	21,183 12 0		
	Do. do.	500	92 8 0	462 8 0				
	Do. do.	500	Par.	500 0 0				
	4 per cent. Bombay Port Trust Debentures	3,000	70 0 0	2,100 0 0			98 0 0	2,940 0 0
	4 per cent. Bombay Improvement Trust Debentures	11,000	84 4 0	9,267 8 0			Par.	26,100 0 0
	Do. do.	15,100	92 12 0	14,005 4 0				
	3 per cent. Bombay Municipal Debentures	26,700	Par.	26,700 0 0			Par.	26,700 0 0
	3 per cent. Government Loan 1963-65	900	98 0 0	882 0 0			94 3 0	847 11 0
	3 per cent. Conversion Loan	10,200	101 0 0	10,302 0 0			} 74 4 0	8,019 0 0
	Do. do.	600	100 15 0	605 10 0				
	Total Rs.	88,500		82,424 14 0		85,790 7 0		
	Carried forward Rs.	6,39,82,300		6,35,93,420 13 0		6,34,60,045 3 0		

Appendix 16—(Contd.).

Comparison of Face, Purchase and Market Values as on 31st March 1957 of the different Securities held in the following Special Funds.

Name of Fund.	Particulars of Securities.	Face value.	Purchase	Actual cost	Market rate	Value at Market
		Rs.	rate per cent.	purchase rate.	per cent.	rate.
	Brought over Rs. ...	6,39,82,300		6,35,93,420 13 0		6,34,60,045 3 0
Plant and Machinery Depreciation Fund.	4 per cent. Government Loan 1960-70 ...	4,800	92 8 0	4,440 0 0	100 14 0	18,056 10 0
	Do. do. ...	13,100	87 10 0	11,478 14 0		
	4 per cent. Bombay Improvement Trust Debentures ...	52,400	Par.	52,400 0 0	Par.	55,900 0 0
	Do. do. ...	2,200	84 4 0	1,853 8 0		
	Do. do. ...	1,300	92 12 0	1,205 12 0		
	4 per cent. Bombay Municipal Debentures ...	57,600	99 8 0	57,312 0 0	Par.	57,600 0 0
	3 per cent. Bombay Municipal Debentures ...	8,79,400	Par.	8,79,400 0 0	Par.	8,79,400 0 0
	3½ Do. do. do. ...	1,14,600	Par.	1,14,600 0 0	par.	1,14,600 0 0
	3 per cent. Conversion Loan 1946 ...	1,44,900	Par.	1,44,900 0 0	74 4 0	1,58,449 8 0
	Do. do. do. ...	68,500	101	69,185 0 0		
4 per cent. Calcutta Post Trust Debentures 1986 ...	28,800	97 12 0	28,152 0 0	97 12 0	23,152 0 0	
	Total Rs. ...	13,67,600		13,64,927 2 0		13,12,158 2 0
Renewal of Road Surfaces Fund.	4 per cent. Calcutta Port Trust Debentures ...	4,26,800	97 12 0	4,17,197 0 0	97 12 0	4,17,197 0 0
	4 per cent. Bombay Improvement Trust Debentures ...	15,700	Par.	15,700 0 0	100 0 0	2,71,300 0 0
	Do. do. ...	13,100	92 12 0	12,150 4 0		
	Do. do. ...	2,41,400	84 4 0	2,03,379 8 0		
	Do. do. ...	1,100	84 8 0	929 8 0		
	3 per cent. Bombay Municipal Debentures ...	5,93,200	Par.	5,93,200 0 0	Par.	5,93,200 0 0
	3½ per cent. do. do. do. ...	13,400	Par.	13,400 0 0	Par.	13,400 0 0
	3½ Do. do. do. ...	59,700	Par.	59,700 0 0	Par.	59,700 0 0
	3 per cent. Conversion Loan 1946 ...	2,700	Par.	2,700 0 0	74 4 0	2,301 12 0
	Do. do. do. ...	400	100 15 0	403 12 0		
4 per cent. Bombay Municipal Debentures ...	6,67,300	Par.	6,67,300 0 0	Par.	6,67,300 0 0	
4 per cent. Do. do. ...	2,41,700	99 8 0	2,40,491 8 0	Par.	2,41,700 0 0	
	Total Rs. ...	22,76,500		22,26,551 8 0		22,66,098 12 0
Garden Fund (a) Victoria Gardens.	4 per cent. Government Loan 1960-70 ...	1,300	Par.	1,300 0 0	100 14 0	25,723 2 0
	Do. do. ...	1,800	87 10 0	1,577 4 0		
	Do. do. ...	2,300	92 8 0	2,127 8 0		
	Do. do. ...	900	94 4 0	848 4 0		
	Do. do. ...	19,200	88 0 0	16,896 0 0	Par.	15,500 0 0
	4 per cent. Bombay Improvement Trust Debentures ...	5,600	Par.	5,600 0 0		
	Do. do. ...	5,000	84 4 0	4,212 8 0		
	Do. do. ...	4,900	92 12 0	4,544 12 0	Par.	85,000 0 0
	3 per cent. Bombay Municipal Debentures ...	85,000	Par.	85,000 0 0		
	3½ Do. do. do. ...	18,400	Par.	18,400 0 0	Par.	18,400 0 0
	3½ Do. do. do. ...	38,500	Par.	38,500 0 0	Par.	38,500 0 0
	3 per cent. Conversion Loan 1946 ...	41,400	Par.	41,400 0 0	74 4 0	47,520 0 0
	Do. do. do. ...	22,400	101 0 0	22,624 0 0		
Do. do. do. ...	200	100 15 0	201 14 0			
4 per cent. Bombay Municipal Debentures ...	9,100	Par.	9,100 0 0	Par.	9,100 0 0	
4 per cent. Bombay Municipal Debentures ...	46,200	99 8 0	45,969 0 0	Par.	46,200 0 0	
	Total Rs. ...	3,02,200		2,98,301 2 0		2,85,943 2 0
(b) Other Gardens ...	3 per cent. Bombay Municipal Debentures ...	99,000	Par.	99,000 0 0	74 4 0	99,000 0 0
	3 per cent. Conversion Loan 1946 ...	9,800	Par.	9,800 0 0		
	Do. do. do. ...	1,400	101	1,414 0 0	Par.	8,316 0 0
	3½ Bombay Municipal Debentures ...	1,800	Par.	1,800 0 0		
	3½ Do. do. do. ...	8,800	Par.	8,800 0 0		
	4 per cent. Do. do. do. ...	4,100	Par.	4,100 0 0		
	Total Rs. ...	1,24,900		1,24,914 0 0		1,22,016 0 0
Hospital Fund ...	4 per cent. Calcutta Trust Debenture ...	44,800	97 12 0	43,792 0 0	97 12 0	43,792 0 0
	3 per cent. Bombay Municipal Debentures ...	1,61,100	Par.	1,61,100 0 0	Par.	1,61,100 0 0
	3 per cent. Conversion Loan 1946 ...	2,72,300	Par.	2,72,300 0 0	74 4 0	3,82,684 8 0
	Do. do. do. ...	2,43,100	101	2,45,531 0 0		
	3½ per cent. Municipal Debentures ...	24,000	Par.	24,000 0 0	Par.	24,000 0 0
	3½ per cent. Do. do. do. ...	2,06,100	Par.	2,06,100 0 0	Par.	2,06,100 0 0
	4 per cent. Do. do. do. ...	81,900	Par.	81,900 0 0	Par.	81,900 0 0
4 per cent. Do. do. do. ...	1,92,100	98 8 0	1,91,139 8 0	par.	1,92,100 0 0	
	Total Rs. ...	12,25,400		12,25,862 8 0		10,91,676 8 0
Slum Service Fund.	3 per cent. Conversion Loan 1946 ...	2,800	Par.	2,800 0 0	74 4 0	2,079 0 0
	3 per cent. Bombay Municipal Debentures ...	74,900	Par.	74,900 0 0	Par.	74,900 0 0
	3½ Do. do. do. ...	2,600	Par.	2,600 0 0	Par.	2,600 0 0
	3½ Do. do. do. ...	6,100	Par.	6,100 0 0	Par.	6,100 0 0
	3½ per cent. Do. do. do. ...	400	Par.	400 0 0	Par.	400 0 0
	4 per cent. Do. do. do. ...	50,400	99 8 0	50,148 0 0	Par.	50,400 0 0
	Total Rs. ...	1,37,200		1,36,948 0 0		1,36,479 0 0
K.E.M. Hospital and G. S. M. College Equipment Fund.	3 per cent. Bombay Municipal Debentures ...	90,200	Par.	90,200 0 0	74 4 0	90,200 0 0
	3 per cent. Conversion Loan 1946 ...	19,500	101	19,695 0 0		
	Do. do. do. ...	13,300	Par.	13,300 0 0	Par.	24,354 0 0
	3½ per cent. Bombay Municipal Debentures ...	20,400	Par.	20,400 0 0		
	3½ per cent. Do. do. do. ...	10,600	Par.	10,600 0 0		
	4 per cent. Do. do. do. ...	3,200	Par.	3,200 0 0	Par.	10,800 0 0
	4 per cent. Do. do. do. ...	7,600	98 8 0	7,562 0 0		
	Total Rs. ...	1,64,800		1,64,957 0 0		1,56,354 0 0
	Carried forward Rs. ...	6,95,80,900		6,91,35,882 1 0		6,88,30,770 11 0

Appendix No. 16.—(Concluded.).

Comparison of Face, Purchase and Market Values as on 31st March 1957 of the different Securities held in the following Special Funds.

Name of Fund.	Particulars of Securities.	Face value.	Purchase rate per cent.	Actual cost purchase rate.	Market rate per cent.	Value at Market rate.
		Rs.	Rs. a. p.	Rs. a. p.	Rs. a. p.	Rs. a. p.
	Brought over ...	6,95,80,900		6,91,35,882 1 0		6,88,30,770 11 0
S. M. College and K. E. M. Hospital Research Fund.	4 per cent. Government Loan 1960-70 ...	8,400	92 8 0	7,770 0 0	100 14 0	16,745 4 0
	Do. do. ...	7,800	88 0 0	6,864 0 0		
	Do. do. ...	400	Par	400 0 0	Par	6,700 0 0
	3 per cent. Bombay Municipal Debentures ...	6,700	Par	6,700 0 0		
	4 per cent. Bombay Improvement Trust Debentures ...	400	84 4 0	337 0 0	Par	400 0 0
	3½ per cent. Bombay Municipal Debentures ...	2,500	Par	2,500 0 0	Par	2,500 0 0
	3 per cent. Conversion Loan 1946 ...	60,600	Par	60,600 0 0	74 4 0	54,054 0 0
	Do. do. ...	12,200	101	12,322 0 0		
	3½ per cent. Bombay Municipal Debentures ...	11,100	Par	11,100 0 0	Par	11,100 0 0
	3½ per cent. Do. do. ...	16,600	Par	16,600 0 0	Par	16,600 0 0
	4 per cent. Do. do. ...	9,300	99 8 0	9,253 8 0	Par	9,300 0 0
Total Rs. ...	1,36,000		1,34,446 8 0		1,17,399 4 0	
Recast Concrete Slab Pavements Renewal Fund.	3 per cent. Bombay Municipal Debentures ...	84,800	Par	84,800 0 0	Par	84,800 0 0
	3½ Do. do. ...	26,100	Par	26,100 0 0	Par	26,100 0 0
	3½ per cent. Do. do. ...	26,500	Par	26,500 0 0	Par	26,500 0 0
	4 per cent. Do. do. ...	53,600	99 8 0	53,332 0 0	Par	53,600 0 0
	3 per cent. conversion Loan ...	36,600	Par	36,600 0 0	74 4 0	27,175 8 0
Total ...	2,27,600		2,27,332 0 0		2,18,175 8 0	
Fidelity Guaranteed Insurance Fund.	3½ per cent. Bombay Municipal Debentures ...	6,700	Par	6,700 0 0	Par	6,700 0 0
	3 per cent. Do. do. ...	1,01,600	Par	1,01,600 0 0	Par	1,01,600 0 0
	3 per cent. Conversion Loan 1946 ...	11,700	Par	11,700 0 0	74 4 0	8,984 4 0
	Do. do. ...	400	101	404 0 0		
	3½ per cent. Bombay Municipal Debentures ...	7,900	Par	7,900 0 0	Par	7,900 0 0
4 per cent. Do. do. ...	5,600	Par	5,600 0 0	Par	5,600 0 0	
Total ...	1,33,900		1,33,904 0 0		1,30,784 4 0	
Victoria & Albert Museum Fund.	3 per cent. Bombay Municipal Debentures ...	46,600	Par	46,600 0 0	Par	46,600 0 0
	3½ per cent. Bombay Municipal Debentures ...	1,200	Par	1,200 0 0	Par	1,200 0 0
	3½ per cent. Do. do. ...	13,100	Par	13,100 0 0	Par	13,100 0 0
	4 per cent. Do. do. ...	2,400	Par	2,400 0 0	Par	2,400 0 0
	3 per cent. conversion Loan 1946 ...	1,500	Par	1,500 0 0	74 4 0	1,262 4 0
Do. do. ...	200	101	202 0 0			
Total ...	65,000		65,002 0 0		64,562 4 0	
Welfare Fund.	3 per cent. Bombay Municipal Debentures ...	1,41,500	Par	1,41,500 0 0	Par	1,41,500 0 0
	3½ per cent. Do. do. ...	1,26,500	Par	1,26,500 0 0	Par	1,26,500 0 0
	4 per cent. Do. do. ...	34,500	Par	34,500 0 0	Par	34,500 0 0
	3½ per cent. Do. do. ...	900	Par	900 0 0	Par	900 0 0
	3 per cent. Conversion Loan 1946 ...	200	Par	200 0 0	74 4 0	148 8 0
Total ...	3,03,600		3,03,600 0 0		3,03,548 8 0	
Depreciation Fund for replacement of plant and Machinery	3½ per cent. Bombay Municipal Debentures ...	97,500	Par	97,500 0 0	Par	97,500 0 0
	3 per cent. Do. do. ...	1,75,800	Par	1,75,800 0 0	Par	1,75,800 0 0
	4 per cent. Do. do. ...	1,42,500	98 8 0	1,41,787 8 0	Par.	1,42,500 0 0
Total ...	4,15,800		4,15,087 8 0		4,15,800 0 0	
Investment Reserve Fund.	3 per cent. Loan 1963-65 ...	4,02,300	98 0 0	3,94,254 0 0	94 3 0	3,78,916 5 0
	3 per cent. Conversion Loan 1946 ...	4,52,300	101 0 0	4,56,823 0 0		
	Do. do. ...	5,79,300	Par	5,79,300 0 0	74 4 0	8,08,879 8 0
	Do. do. ...	37,100	100 15 0	37,447 13 0		
	Do. do. ...	20,700	99 12 0	20,648 4 0	Par	26,17,900 0 0
	3 per cent. Bombay Municipal Debentures ...	26,17,900	Par	26,17,900 0 0		
	3½ Do. do. ...	57,300	Par	57,300 0 0	Par	57,300 0 0
	3½ Do. do. ...	2,00,000	85 14 0	1,71,750 0 0	Par	2,00,000 0 0
	4 per cent. Bombay Impt. Trust Debentures ...	10,39,800	92 12 0	9,64,414 8 0	Par	10,39,800 0 0
	3½ per cent. Bombay Municipal Debentures ...	31,300	Par	31,300 0 0	Par	31,300 0 0
4 per cent. Do. do. ...	2,42,400	Par	2,42,400 0 0	Par	2,42,400 0 0	
4 per cent. Calcutta Port Trust Debentures ...	7,14,300	97 12	6,98,228 4 0	97 12 0	6,98,228 4 0	
Total Rs. ...	63,94,700		62,71,765 13 0		60,74,724 1 0	
GRAND TOTAL	7,72,57,500		7,66,87,019 14 0		7,61,55,764 8 0	

G. V. DAMLE,
Ag. Chief Accountant.

V. L. GIDWANI,
Municipal Commissioner.

Appendix No. 16-A.

Comparison of Face, Purchase and Market Values at 31st March 1957 of the different Securities held in the Sinking Fund.

N.B.—Special attention is invited to para. 17 of the Chief Accountant's Report.

Particulars of Securities.	Face value.	Purchase rate per cent.	Book value.		Market rate per cent.	Value at Market rate. (Municipal and Improvement Trust Debentures being valued at par).		
			Rs.	s. p.		Rs.	s. p.	
4 per cent. Municipal Debentures ...	57,03,200	Par	57,03,200	0 0	} Par	57,03,200	0 0	
4 Do. do. ...	24,96,200	99½	24,83,719	0 0		24,96,200	0 0	
5 Do. do. ...	35,00,000	Par	35,00,000	0 0		35,00,000	0 0	
3 Do. do. ...	1,84,42,200	Par	1,84,42,200	0 0		1,84,42,200	0 0	
3½ Do. do. ...	26,07,700	Par	26,07,700	0 0		26,07,700	0 0	
3½ Do. do. ...	12,86,700	94	12,09,498	0 0		12,86,700	0 0	
3½ Do. do. ...	2,50,000	92 10	2,31,562	8 0		2,50,000	0 0	
3½ Do. do. ...	53,06,100	Par	53,06,100	0 0		53,06,100	0 0	
3½ Do. do. ...	25,100	87	21,837	0 0		25,100	0 0	
3½ Do. do. ...	25,13,600	Par	25,13,600	0 0		25,13,600	0 0	
4 per cent. Bombay Improvement Trust Debentures ...	15,00,700	84½	12,64,339	12 0		} Par	25,31,600	0 0
4 Do. do. ...	1,32,200	84½	1,11,709	0 0				
4 Do. do. ...	5,06,700	92½	4,69,964	4 0				
4 Do. do. ...	3,92,000	Par	3,92,000	0 0				
4½ Do. do. ...	18,100	Par	18,100	0 0				
4 per cent. Bombay Improvement Trust (coupon) Debentures. ...	3,76,600	84½	3,18,227	0 0	} Par	5,00,000	0 0	
4 Do. do. ...	1,23,400	84½	1,03,964	8 0				
3 per cent. Loan 1963-65 ...	1,93,800	98	1,89,924	0 0	94 3 0	1,82,535	6 0	
3 per cent. Conversion Loan 1946 ...	70,51,000	Par	70,51,000	0 0	} 74 4 0	80,26,944	12 0	
	33,000	100— ¹⁵	33,309	6 0				
	37,26,700	101 ¹⁶	37,63,967	0 0				
	8,57,800	82-1	7,03,932	2 0				
2½ Per cent Loan 1976 ...	8,57,800	82-1	7,03,932	2 0	83 2 0	7,13,046	4 0	
4 per cent. Bombay Improvement Trust Sterling Debentures. ...	£ 25,000	£ 80 at ls. 6d.	2,66,666	10 8	Par at ls. 5½ d.	3,33,913	0 8	
3½ per cent. National Plan Bonds ...	20,00,000	98½	19,70,000	0 0	98 4 0	19,65,000	0 0	
3½ per cent National Plan Bonds ...	10,00,000	98½	9,85,000	0 0	98 7 0	9,84,375	0 0	
4 per cent Bombay State Development Loan 1967 ...	8,300	Par	8,300	0 0	99 8 0	8,258	8 0	
4 per cent Bombay Govt. Loan 1970 ...	5,00,000	Par	5,00,000	0 0	99 7 0	4,97,187	8 0	
3½ per cent Govt. Loan 1974 ...	5,00,000	98.8	4,92,500	0 0	98 8 0	4,92,500	0 0	
4 per cent Calcutta Port Trust Debentures ...	6,85,300	97-12	6,69,880	12 0	97 12 0	6,69,880	12 0	
Tota Rs. ...	6,17,35,400 £ 25,000		6,13,32,200	14 8		5,90,54,141	2 8	

G. V. DAMLE,
Ag. Chief Accountant.

V. L. GIDWANI,
Municipal Commissioner.

Appendix No. 16-B

Statement showing the amount of and object for which the Donations held under Public Monuments Maintenance Fund were received from different parties up to 31st March 1957.

Name of donor.	Object for which the donation is given.	Particulars of Securities.	Face value.	Rate per cent.	Book value.
			Rs.	Rs. a.	Rs. a.
Sir Mangaldas Nathoobhoy	... Donation for the maintenance of Sir Mangaldas Nathoobhoy Clock at Mumbadevi.	3 per cent. Conversion Loan of 1946	500	Par	500 0
The Secretary, Tata Memorial	... Donation for the maintenance of J. N. Tata Statue	Do. do.	1,200	Do.	1,200 0
The Secretary, Ranade Memorial	... Donation for the maintenance of Ranade Statue	{ 4 per cent. Bombay Improvement Trust Loan due 1962 3 per cent. Conversion Loan of 1946	1,000 200	Do.	1,200 0
Mr. P. J. Mistri	... Donation for the maintenance of N. M. Petit Statue at Gowalia Tank Road	{ Do. do. Do. do.	2,000 1,000	Do. Do.	3,000 0
Messrs. J. D. Framroz, R. B. Jeejeebhoy and P. C. Sethna.	... Donation for the maintenance of Sir D. M. Petit Statue	4 per cent. Loan 1960-70	2,400	88 0	2,112 0
Mr. Cassumally Jairajbhoy Peerbhoy	... Donation for the maintenance of a fountain at the junction of Hornby Road and Palton Road.	4 per cent. Loan 1960-70	5,500	92 8	5,087 8
The Secretary, Montague Memorial Fund	... Donation for the maintenance of the Montague Statue at the junction of Marine Lines and Church Gate Street.	{ 3 per cent. Municipal Debentures 4 per cent. Loan 1960-70	1,200 900	Par 88 0	1,200 0 792 0
Mr. Surajmal Hanmantrai	... Donation for the maintenance of a public fountain at Princess Street.	4 per cent. Loan 1960-70	2,600	92 8	2,405 0
Mr. Chaturbhuj Jivandas	... Donation for the maintenance of the new Bandstand at Chowpatty	{ 3 per cent. Conversion Loan of 1946 4 per cent. Government Loan 1960-70	100 400	Par 88 0	100 0 352 0
Mr. Jannadas Dwardadas	... Donation for the maintenance of a water trough for watering Victoria horses and bullocks at the junction of Colaba and Pilot Bunder Roads.	Do. do.	400	88 0	352 0
Dr. K. E. Dadachanji	... Donation for the maintenance of a fountain at the junction of Frere Road and Carnac Bridge.				7,230 0
Mr. D. P. Kothare	... Donation for the maintenance of a fountain at Mint Road				1,570 0
Mr. K. D. Dhuru	... Donation for the maintenance of a fountain at the junction of old Purbhadevi and Cadell Road.	4 per cent. Government Loan 1960-70	15,200	88 0	452 0
Mr. Gokuldas Karsondas Shroff	... Donation for the maintenance of a cattle trough and drinking fountain at Lady Jamshedji Road.	3 per cent. Conversion Loan of 1946	100	Par	1,041 0
Mr. Fattechand Revaldas	... Donation for the maintenance of a fountain at Narayan Dhuru Street.				353 0
Mr. Hansraj Pragji	... Donation for the maintenance of a cattle trough at Clerk Road				2,830 0
Mr. F. P. Pavri	... Donation for the maintenance of a drinking fountain at the junction of Cadell Road and Old Purbhadevi Road.	4 per cent. Loan 1960-70	600	88 0	528 0
The Secretary, Dr. Dadabhoy Naoroji Memorial Fund.	... Donation for the maintenance of the Statue of Dr. Dadabhoy Naoroji	4 per cent. Loan 1960-70	1,400	88 0	1,232 0
Mr. Khimji Madon Bhujpuria	... Donation for the upkeep of a water trough on site opposite the Jamshed Mill.				
Mr. L. R. Tairsee	... Balance out of donation received from Mr. L. R. Tairsee for the construction of a cattle trough at the top end corner of Walkeshwar near "Tin Batti".	4 per cent. Loan 1960-70	600	88 0	528 0
		Carried forward Rs.	37,300		34,064 8

Appendix No. 16-B.—Concluded.

Name of donor.	Object for which the donation is given.	Particulars of Securities.	Face value.	Rate per cent.	Book value.
			Rs.	Rs. a.	Rs. a.
Mr. N. P. Wadia	Balance out of donation received for construction of three cattle troughs at Bhoiwada Road, Parcel Tank Road and Sewree Cross Road	4 per cent. Loan 1960-70	37,300		34,064 8
Mr. F. B. Jesjeebhoy	Balance out of donation received for the construction of a public fountain and water trough at the junction of Superibag Road and Government Gate Road.	4 per cent. Loan 1960-70	1,200	88 0	1,056 0
Mr. Anantrao Vithoba Kowley	Balance out of donation received for the construction of a fountain and cattle trough at the junction of Bhawani Shanker Road and Gokhale Road.	3 per cent. Conversion Loan 1946	1,500	Par	1,500 0
Mr. Ramdas Raghawji Govindji	Balance out of the donation received for the construction of a fountain and cattle trough at Cave Street.	Do. Do	1,700	Par	1,700 0
Mr. C. K. Kakade	Balance out of the donation received for the construction of a fountain at Bellasis Road.	4 per cent. Loan 1960-70	200	88 0	176 0
Hon. Secretary, Lok. Tilak Memorial Committee.	Donation for the maintenance of the Statue of Lok. Tilak at Chowpatty Sands.	3 per cent. Conversion Loan 1946	1,400	Par	1,400 0
Mr. M. E. Joshi Memorial Committee	Donation for the maintenance of the marble bust of Mr. M. E. Joshi at Parai Colony, Dadar.	3 per cent. Municipal Debentures	500	Par	500 0
* Sir Patrick Kelly Memorial Committee	Donation for the maintenance of the Statue of Sir Patrick Kelly, Kt., C.I.E., opposite Crawford Market.	3 per cent. Conversion Loan 1946	800	101	808 0
Joint Honorary Secretary Dr. A. G. Viegas Memorial Committee.	Donation for the maintenance of the Statue of the late Dr. A. G. Viegas at Dhobi Talao	3 per cent. Municipal Debentures	500	Par	500 0
Khan Bahadur Kawasji J. Petigara Memorial Committee	Donation for the maintenance of the Statue of Khan Bahadur K. J. Petigara.	3 per cent. Conversion Loan 1946	500	Do.	500 0
Sir Dinshaw Watcha, Kt., Memorial Committee	Donation for the maintenance of the Statue of Sir Dinshaw Watcha, Kt.	Do. Do.	500	Do.	500 0
Trustees of late Kasambhai Vali Gangji's Estate	Donation for the maintenance of a drinking fountain at the junction of Sandhurst Road and New Chinchbunder Road	Do. Do.	1,700	Do.	1,700 0
Bai Muktabai W/o of Dr. M. V. Parulekar	Donation for the maintenance of a drinking fountain at Lakhamsey Napoo Road	Do. Do.	500	Do.	500 0
Mr. P. S. Gaikwad	Donation for the maintenance of a drinking fountain near Round Temple Sandhurst Road	Do. Do.	700	Do.	700 0
Ramji Keshawji Fire Services Committee	Donation for fencing Fountain at King's Circle	Do. Do.	500	97 3	485 15
Parai Federal Council	Donation for maintenance of statue of Shri H. C. Adenwala at Vir Nariman Road.	3 1/2 per cent. Municipal Debentures	1,000	93 4	932 8
		Total	53,000		49,342 15
Mrs. A. M. Stewart	Donation for maintenance of Cemetery No 20 at Antop Hill for the European Jewish Community.	3 per cent. Municipal Debentures	2,500	Par	2,500 0
Reo Bahadur Ellappa Balaran	Donation for the maintenance of a Charitable Dispensary at Kamathipura	4 per cent. Bombay Improvement Trust Loan due 1966	5,000	Par	5,000 0
Bai Ungoobai, widow of Rajanna Jaloo	Do. do. do. do.	4 per cent. Bombay Improvement Trust Loan due 1972	14,500	Do.	14,500 0
Coaba Free Dispensary	Donation for the maintenance of Assets of the dispensary taken over by the Municipality on its taking over the dispensary.	3 per cent. Conversion Loan 1946	10,700	Do.	10,700 0
Joint Honorary Secretaries and Treasurers, George V Anti-Tuberculosis League.	Donation for the maintenance of Assets transferred to the Municipality on its taking over the League.	4 per cent. Government Loan 1960-70	1,200	87 1/10	1,051 8
Mr. Shapurji Sorabji	Donation in connection with the house in Khetwadi given by him for being used as a Maternity Home.	3 per cent. Conversion Loan 1946	1,000	Par	1,000 0
Messrs. Little & Co.	Amount representing balance out of the amount set apart for the purchase of Bai Gowrabai Dispensary Building at Kamathipura.	4 per cent. Municipal Debentures	20,000	Do.	20,000 0
Do.	Donation for meeting charges for repairs, etc., to Bai Gowrabai Dispensary at Kamathipura.	3 per cent. Conversion Loan 1946	5,000	Do.	5,000 0
		4 per cent. Loan 1960-70	2,900	88 0	2,552 0
Unspent balance out of the donation from the estate of the late Mr. Mahomed Haji Saboo Sidick	Donation for establishing and maintaining Maternity Homes in Bombay	3 per cent. Municipal Debentures	5,000	Par	5,000 0
		3 per cent. Municipal Debentures	52,600	Par	52,600 0
		Total	1,22,900		1,22,403 8
Cash held with the State Bank of India					1,74,246 7
					92 0
		Grand Total Rs.	1,78,400		1,74,338 7

145

G. V. DAMLE,
Ag. Chief Accountant.

* The balance of Cash after reinvestment of the proceeds of 3 1/2 per cent Loan 1947-50 repaid by Govt. in respect of this donation is presently held in Cash with the State Bank.

V. L. GIDWANI,
Municipal Commissioner.

Appendix No. 16-C

Statement showing the amounts of and object for which the endowments held under Endowment Fund were received from different parties upto 31st March 1957.

Name of donor.	Object for which the endowment is given.	Particulars of Securities.	Face value.	Rate per cent.	Book value.
<i>Scholarships and Prizes.</i>					
The Bhawnagar Durbar	"Bhawnagar State Entrance Scholarship" at G. S. M. College	4 per cent. Government Loan 1960-70	Rs. 5,900	Rs. 88 0	Rs. 5,192 0
Dr. N. A. Purandare	Savitribai Purandare Prize at K. E. M. Hospital	Do. do.	300	Par	300 0
Mr. Tulsiidas H. Parekh	"Bai Bachubai Thakurdas Parekh Entrance Scholarship" at G. S. M. College.	3 per cent. Conversion Loan 1946	100	Par	100 0
		4 per cent. Government Loan 1960-70	3,700	88 0	3,256 0
Mr. Lalji Naranji	"Lalji Naranji Scholarship" at G. S. M. College	Do. do.	4,500	88 0	3,960 0
Mr. Chaturbhuj Gordhandas Sunderdas	"Chaturbhuj Gordhandas Sunderdas Scholarship" and "Bai Gangabai Gordhandas Sunderdas Scholarship" at G. S. M. College.	Do. do.	9,100	88 0	8,008 0
Dr. (Mrs.) Dossibai Jehangir Rattanshaw Dadabhoy, M.D., M.R.C.P. (Lond.).	"Awabai Rattanshaw Dadabhoy Scholarship" at G. S. M. College.	Do. do.	3,900	88 0	3,432 0
		3 per cent. Conversion Loan 1946	200	Par	200 0
Mr. Jehangir Rattanshaw Dadabhoy	"Rattanshaw Dadabhoy Scholarship" at G. S. M. College	4 per cent. Government Loan 1960-70	3,900	88 0	3,432 0
The Honorary Staff and Professors of the K. E. M. Hospital and G. S. M. College.	"Bahadurji Memorial Scholarship in Surgery" at G. S. M. College.	Do. do.	3,900	88 0	3,432 0
		3 per cent. Conversion Loan	2,100	93 7	1,962 3
		3 per cent. Municipal Debentures	100	Par	100 0
The Trustees of Dr. Choksy's Entertainment Fund.	Donation for endowing a Gold Medal called "Sir Nusserwanji Choksy Memorial Prize Medal" at G. S. M. College.	4 per cent. Government Loan 1960-70	100	Par	100 0
			200	97 5	194 10
			300	98 6	295 2
		3 per cent. Government Loan 1963-65	200	98 0	196 0
H. H. the Maharana Shri Sir Doulatasingji, K.C.I.E., Thakore Saheb of Limbdi.	Donation for awarding a gold medal and a miniature replica of the Challenge Cup.	3 per cent. Conversion Loan	1,900	93 7	1,775 5
Dr. Shirwalkar Memorial Fund Committee	"Dr. Shirwalkar, General Proficiency Scholarship and Medals" at G. S. M. College.	3 per cent. Conversion Loan 1946	6,000	Par	6,000 0
Mr. Dhungavri Rangildas Desai	Donation for endowing two prizes of Rs. 20 each to the Nurses of the K. E. M. Hospital.	Do. do.	3,000	Par	3,000 0
		4 per cent. Municipal Debentures	2,000	Par	2,000 0
		4 per cent. Bombay Port Trust Bonds 1913	1,000	Par	1,000 0
Dr. E. Moses	"Mrs. Abigail Elijah Moses Prize" at K. E. M. Hospital	3 per cent. Conversion Loan 1946	500	Par	500 0
		3 per cent. Conversion Loan 1946	100	101 0	101 0
		3 per cent. Conversion Loan 1946	1,000	Par	1,000 0
		4 per cent. Government Loan 1960-70	9,000	88 0	7,920 0
Messrs. Win and Co., Solicitors, on behalf of the executors of the will of the late Mr. Kassamji Ranchhodji Desai.	"Kassamji Ranchhodji Prize" at K. E. M. Hospital	3 per cent. Government Loan 1963-65	1,200	98 6	1,180 8
		3 per cent. Conversion Loan 1946	900	101 0	909 0
		3 per cent. Municipal Debentures	300	Par	300 0
		3 per cent. Conversion Loan 1946	500	Par	500 0
Dr. H. D'Sa	Mrs. D'Sa Memorial Gold Medal at G. S. M. College	4 per cent. Bombay Port Trust Debentures	3,000	Par	3,000 0
Mrs. Luxmibai Kane	Dr. G. W. Kane Memorial Gold Medal at G. S. M. College	3 per cent. Conversion Loan 1946	1,200	101 0	1,212 0
Mr. N. Dhume	Narayan Dhume Prize at G. S. M. College	3 per cent. Conversion Loan 1946	1,000	Par	1,000 0
Mr. Parmanand Krishnarao Rele	Dakurnath Krishnarao Rele Prize	3 per cent. Conversion Loan 1946	500	101 0	505 0
Prof. Khanolkar Farewell Fund Committee	Prof. V. R. Khanolkar Prizes	3 per cent. Conversion Loan 1946	5,700	Par	5,700 0
Dr. P. T. Patel Memorial Fund Committee	Dr. P. T. Patel Entrance Scholarship at G. S. M. College	Do.	1,900	Par	1,900 0
		Do.	5,200	Par	5,200 0
		Do.	100	Par	100 0
Do. Do.	Dr. P. T. Patel Prize at G. S. M. College	Do.	3,100	Par	3,100 0
Seth G. S. M. College & K. E. M. Hospital Staff Farewell Fund Committee.	The Seth G. S. M. College and K. E. M. Hospital Staff Fund for awarding prizes and making grants for attending Medical & Scientific conferences etc.	Do.	9,400	Par	9,400 0
			1,700	Par	1,700 0
			2,100	Par	2,100 0
Dr. R. N. Cooper.	Jangoo Shavaksha Marzban Prize	Do.	9,000	Par	9,000 0
Dr. R. N. Cooper.	Bai Benooabai Nusserwanji Cooper Prize	Do.	1,900	Par	1,900 0
Lakdawala Sisters	Mrs. Sooramsi Bapuji Cama Prizes	Do.	500	Par	500 0
Dr. Padshah Memorial Committee	Dr. Padshah Research Scholarship	Do.	34,000	Par	34,000 0
Mr. V. H. Hazrat	Miss. Manorama Hazrat Memorial Prize	Do.	1,900	Par	1,900 0
Dr. R. V. Phansalkar	Vasant Phansalkar Memorial Prize	Do.	1,600	Par	1,600 0
Dr. K. W. Dani	K. W. Dani Scholarship at G. S. M. College.	Do.	1,000	Par	1,000 0
Scholarships—Total, Carried over Rs. ...			1,50,700		1,45,162 12

Appendix 16-C—(Contd.)

Name of donor.	Object for which the endowment is given.	Particulars of Securities.	Face value.	Rate per cent.	Book value.
			Rs.	Rs. a.	Rs. a.
		Brought forward Rs. ...	1,50,700		1,45,162 12
Dr. A. L. Nair	Dr. A. L. Nair Memorial Scholarship and Prize Distribution Fund at T. N. M. College	3 per cent. Conversion Loan 1946	7,300	Par	7,300 0
Master Vishwanath Narayan Sambhoo and Dr. N. V. Ajinkya	Master Vishwanath Narayan Sambhoo Scholarship and Dr. N. V. Ajinkya's Silver Medal at T. N. M. College	Do.	3,200	Par	3,200 0
Dr. V. G. Rele	"Dr. V. G. Rele Gold Medal" at T. N. M. College.	Do.	3,400	Par	3,400 0
Dr. D. B. Pandya	"Dr. D. B. Pandya's Prize in Books" at T. N. M. College.	Do.	1,000	Par	1,000 0
Dr. H. A. Maniar	"Dr. H. A. Maniar Gold Medal" at T. N. M. College	Do.	1,000	Par	1,000 0
Shankarsheth Family	For maintenance of a bed at B. Y. L. Nair Hospital	Do.	30,500	Par	30,500 0
Dr. P. C. Bharucha	"For the library at G. S. M. College"	3½ per cent. Bombay Municipal Debentures	99,000	100-8	99,495 0
Dr. Bacha Memorial Fund	"For purchase of books and journals for the library at G. S. M. College"	3 per cent. Conversion Loan 1946	25,000	Par	25,000 0
Dr. N. A. Purandare Prize	"Dr. N. A. Purandare Prize in midwifery and Gynaecology"	Do.	100	Par	100 0
		4 per cent. B. I. T. Debentures	1,000	Par	1,000 0
		4 per cent. Municipal Debentures	3,500	Par	3,500 0
Dr. Dudha	Dudha Memorial Fund	3 per cent. Conversion Loan 1946	1,600	99-8	1,592 0
Dr. D. D. Sathe	D. D. Sathe Prize in Anatomy	3 per cent. Conversion Loan 1946	1,000	99-8	995 0
Dr. Miss. S. R. Malyankar	Miss. S. R. Malyankar Prize	3 per cent. Conversion Loan 1946	300	99-10	298 14
M. M. Parab	M. M. Parab Endowment Prize	4% Municipal Debentures	4,400	Par	4,400 0
The President, T. N. M. College Students' Gathering Committee.	Mahatma Gandhi Memorial Fund.	3% Conversion Loan 1946	1,400	98-7	1,378 2
Dr. A. E. D'Sa	The Clemantina Desa Scholarship	3% Conversion Loan 1946	10,000	97-3	9,718 12
Dr. P. F. Soonawala	Dr. Soonawala gold medal in medicine	Do. do.	4,000	97-6	3,895 0
Dr. S. B. Parchure	Dr. Parchure prize	3% Conversion Loan 1946	3,000	97-6	2,921 4
		Do. do.	2,500	Par	2,500 0
Dr. M. N. Billimoria	Dr. Manek Billimoria prize in Pathology	3% development Loan 1970-75	500	Do.	500 0
Dr. Variava	Dr. Variava Scholarship in Anatomy	3% Conversion Loan 1946	1,000	93	930 0
Shri Latha Chapsi	Shri Latha Chapsi Scholarship	Do. do.	16,100	92-15-6	14,967-15-6
Trustees of the Estate of the late Dr. Homi D. Gandhi	Dr. Homi D. Gandhi Scholarship	Do. do.	3,500	81-2	2,839 6
Dr. G. P. Nair	Dr. G. P. Nair Scholarship for Embryology	Do. do.	15,100	80-4	12,117 12
		Do. do.	600	81-2	486 12
		Do. do.	3,000	80-4	2,407 8
Smt. Shushila M. Desai	Donation for purchasing Journals on Aneathesia and of a library on Aneathesia.	Do. do.	10,000	Par	10,000 0
Bombay Municipal Official Association	Donation from Municipal Official Association for awarding scholarships	4 per cent. Municipal Debentures	1,500	100-4	1,503 12
		Do. do.	10,000	99-4	9,925 0
		4% Bombay State Development Loan 1970	400	99-14	399 8
Dr. P. M. Mehta	Mrs. Chandangavri Punamchand Mohanlal Mehta Prize	3½% Municipal Debentures	1,000	Par	1,000 0
She h G. S. M. College out of Silver Jubilee fund	Kesarbai Kerkar Prize	4% Loan 1960-70	1,500	94-4	1,413 12
Dr. J. N. Karande & Smt. G. N. Karande	Prize in midwifery and Gynecology	3% Conversion Loan 1946	3,500	Par	3,500 0
Smt Kamala R Dhayagude	Dr. R. G. Dhayagude Prize	4% Bombay State Development Loan 1970	4,900	99-14	4,893 14
Dr. S. G. Vengsarkar Farewell Function Committee	Dr. S. G. Vengsarkar farewell Fund-Prize	3% Conversion Loan 1946	700	74-6	520 10
Dr. L. H. Hirnanandani	Dr. L. Hirnanandani Scholarships	3% Conversion 1946	6,000	Par	6,000 0
		Scholarship-Total Rs. ...	4,33,200		4,21,762-9-6
		Carried forward Rs. ...	4,33,200		4,21,762-9-6

47

Appendix No. 16-C—(Concluded.)

Name of donor.	Object for which the endowment is given.	Particulars of Securities.	Face value. Rs.	Rate per cent. Rs. a.	Book value. Rs. a.		
		Brought over Rs.	4,33,200		4,21,762-9-6		
Messrs. Ardeshir Hormasji Dinshaw and Co., on behalf of the Advocate-General.	Donation for the grant of warm clothing to patients discharged from the K. E. M. Hospital out of interest realised on securities	<i>Clothing.</i>	3 per cent. Conversion Loan 1946.	10,000	Par	10,000 0	
		Do. do.	18,600	Par	18,600 0		
		Do. do.	2,000	Par	2,000 0		
		4 per cent. Government Loan 1960-70	8,000	88 0	7,040 0		
		4 per cent. Government Loan 1960-70	4,800	87 10	4,206 0		
		4 per cent. Government Loan 1960-70	2,000	76 5	1,526 4		
		3 per cent. Loan 1963-65	4,000	98 0	3,920 0		
		4 per cent. Bombay Improvement Trust Debentures	100	Par	100 0		
		Clothing, Total Rs.			49,500		47,392 4
		President, Dharmajirao Rokade Free Reading Room & Library	Donation for the Promotion of Education among the masses	<i>Education.</i>	3 per cent. Conversion Loan 1946.	900	Par
Education Total Rs.				900		900 0	
<i>Poor Box Charity.</i>	4 per cent. Government Loan 1960-70			5,700	88 12	5,058 12	
Mr. Mansukhlal Chhaganlal The Estate Agent, Bombay Improvement Trust on behalf of the staff.	Donation towards the Poor Box Charity Fund at K. E. M. Hospital	4 Do. do. 1960-70	100	88 0	88 0		
		Donation towards the Poor Box Charity Fund					
Mr. Malloobaleo	Donation in memory of Bai Rajibai Malloobaleo towards the Poor Box Charity Fund.	3 per cent. Municipal Debentures	1,000	Par	1,000 0		
Poor Box Charity, Total Rs.			6,800		6,146 12		
Dean, K.E.M. Hospital and purchased out of accumulated interest on the Securities held in the fund	Donation out of Poor Box Charity Fund for a Convalescent Home	<i>Convalescent Home.</i>	4 percent Government Loan 1960-70	13,400	Par	13,400 0	
		4 Do. Bombay Port Trust Debentures	4,000	Do.	4,000 0		
		4 Do. Bombay Improvement Trust Debentures	24,000	Do.	24,000 0		
		5 Do. Bombay Municipal Debentures	7,000	Do.	7,000 0		
		3 Do. do. do.	58,300	Do.	58,300 0		
		3 Do. do. do.	2,200	Par	2,200 0		
		3 Do. Bombay Municipal Debentures	33,000	Do.	33,000 0		
		3 Do. Bombay Municipal Debentures	72,000	Par	72,000 0		
		4 Do. Bombay Municipal Debentures	1,29,100	Par	1,29,100 0		
		3 Do. Bombay Municipal Debentures	600	Par	600 0		
		Convalescent Home, Total Rs.			3,43,600		3,43,600 0
		Seth Shantilal Mathuradas Parikh	Endowment for the maintenance of a Blood Bank (out of Rs. 1 lac donated for construction and maintenance of Blood Bank.	<i>Blood Bank.</i>	3 per cent. Conversion Loan, 1946	38,600	Par
Total Amount in Securities Rs.				872,600		8,58,401 9-6	
Cash held with the State Bank of India Rs.						*190-2-3	
Grand Total Rs.					8,58,591-11-9		

G. V. DAMLE,
Ag. Chief Accountant.

* Cash Balance is in respect of Convalescent Home.

V. L. GIDWANI,
Municipal Commissioner.

Appendix No. 17

Statement showing the Quantity and Value of Several Articles upon which Town duty was Levied during 1956-57 under Sec. 192 (1) of the Bombay Municipal Corporation Act of 1888.

Main table with columns for Months and Year, various commodities (Grain, Wines, Beer, etc.), and their quantities and values. Includes sub-sections I-IV for different duty collection methods and a summary at the bottom.

Summary table for Commission, etc., charges on General Town Duty collected by month (B. P. T., Central Rly., Western Railway, Central Excise, Total).

Summary table for Town Duty for 1956-57, including Add-Outstanding on 31st March 1956, Deduct-Outstanding balances on 31st March 1957, and Refunds.

G. V. DAMLE. Ag. Chief Accountant.

V. L. GIDWANI, Municipal Commissioner.

Appendix No. 20.

Contrasted Statement of income and Expenditure of the Bombay Municipal Corporation
from 1932-33 to 1956-57.

Year.	Income.	Expenditure.	DIFFERENCE	
			Surplus.	Deficit.
	Rs.	Rs.	Rs.	Rs.
1932-1933	3,00,02,381	3,21,69,117	...	21,66,736
1933-1934	3,14,15,971	3,25,51,599	...	11,35,628
1934-1935	3,19,33,106	3,16,19,059	3,14,047	...
1935-1936	3,23,76,453	3,12,97,539	10,78,914	...
1936-1937	3,20,58,229	3,19,29,489	1,28,740	...
1937-1938	3,30,16,418	3,27,48,184	2,68,234	...
1938-1939	3,47,67,275	3,34,84,350	12,82,925	...
1939-1940	3,46,56,101	3,47,44,038	...	87,937
1940-1941	3,56,31,765	3,59,18,406	...	86,641
1941-1942	3,67,66,203	3,59,21,521	8,44,682	...
1942-1943	3,89,01,941	3,64,65,448	24,36,493	...
1943-1944	4,03,98,533	3,90,96,449	13,02,084	...
1944-1945	4,29,77,616	4,12,95,287	16,82,329	...
1945-1946	4,87,37,452	4,93,13,002	...	5,75,550
1946-1947	5,36,81,414	5,11,92,330	24,89,084	...
1947-1948	† 6,70,05,880	†† 5,66,12,674	1,03,93,206	...
1948-1949	(a) 7,13,86,357	(b) 6,88,79,228	25,07,129	...
1949-1950	(c) 7,04,82,128	(d) 7,10,22,278	...	5,40,150
1950-1951	(e) 7,19,83,640	(f) 7,48,32,735	...	28,49,095
1951-1952	(g) 7,71,50,714	(h) 7,92,79,925	...	21,29,211
1952-1953	8,45,81,775	(i) 8,22,85,661	22,96,114	...
1953-1954	8,78,14,865	(j) 8,60,06,843	18,08,023	...
1954-1955	9,18,99,105	8,82,68,562	36,30,543	...
1955-1956	10,02,28,952	9,31,17,884	71,11,068	...
1956-1957	10,48,07,013	9,92,07,147	55,99,866	...

† Includes (i) Transfer from P.W. R. Fund Rs. 8,36,638

(ii) Grant-in-aid from Government Rs. 30,00,000

†† Includes expenditure of Rs. 3,69,003 incurred on works carried out of P. W. R. Fund.

(a) Includes (i) Transfer from P. W. R. Fund Rs. 28,88,151

(ii) Grant-in-aid from Government Rs. 50,00,000

(b) Includes expenditure of Rs. 4,33,714 incurred on works carried out of P. W. R. Fund.

(c) Includes (i) Transfer from P. W. R. Fund Rs. 19,69,564.

(d) Includes expenditure of Rs. 19,57,718 incurred on works carried out of P. W. R. Fund.

(e) Includes Transfer from P. W. R. Fund Rs. 7,75,700.

(f) Includes expenditure of Rs. 10,90,323 on works carried out of the amount transferred out of the P. W. R. Fund.

(g) Includes transfer from P. W. R. Fund Rs. 7,29,946.

(h) Includes expenditure of Rs. 5,04,689, on works carried out of the amount transferred out of the P. W. R. Fund.

(i) Includes expenditure of Rs. 2,97,973, on works carried out of the amount transferred out of P. W. R. Fund.

(j) " " " 2,520

Do.

G. V. DAMLE,
Ag. Chief Accountant.

V. L. GIDWANI,
Municipal Commissioner.

Appendix No. 21
IMPROVEMENT SCHEMES
General Financial Statistics

Particulars.	1952-53.	1953-54.	1954-55.	1955-56.	1956-57.
GENERAL ACCOUNT.	Rs.	Rs.	Rs.	Rs.	Rs.
<i>Receipts.</i>					
1. Land Revenue ...	63,57,952	68,13,236	71,82,834	68,60,623	69,68,254
2. Municipal contribution ...	35,83,626	36,99,387	39,62,054	39,88,977	43,75,171
3. Tobacco Duty ...	7,41,617	10,00,000	10,00,000	6,38,653	5,00,000
4. Miscellaneous ...	6,06,009	5,91,940	5,90,127	4,42,158	5,02,702
	1,12,89,204	1,21,04,563	1,27,35,015	1,19,30,411	1,22,46,127
<i>Expenditure.</i>					
5. Maintenance of Properties and Streets ...	43,30,851	45,47,960	48,12,396	48,30,632	51,83,646
5A. Proportionate charges on Account of cost of management and Establishment and of Municipal Supervision to be adjusted hereafter ...	82,716	33,614
6. Debt Charges ...	75,88,779	76,15,355	75,94,886	75,61,916	75,18,937
7. Repayment of excess amount received on account of Contribution from Municipal Corporation
	1,20,02,346	1,21,95,929	1,24,07,282	1,23,92,548	1,27,02,583
<i>Less—</i> Proportionate charges on Account of management and Establishment and Municipal Supervision for the previous year adjusted during this year ...	1,23,318	82,716	33,614
	1,18,79,028	1,21,14,213	1,23,73,668	1,23,92,548	...
8. Surplus (+) or Deficits (—) ...	—5,89,824	—9,650	+3,61,347	—4,62,137	—4,56,456
<i>Loans.</i>					
9. Debt outstanding ...	15,33,59,648	15,26,50,235	15,19,16,670	15,11,58,132	15,06,53,771
10. Redemption and Sinking Funds in hand or invested ...	4,92,30,611	5,20,14,064	5,49,32,818	5,79,78,807	6,11,49,259
11. Net Loan Debt ...	10,41,29,037	10,06,36,171	9,69,83,852	9,31,79,325	8,95,04,512

G. V. DAMLE,
Ag. Chief Accountant.

V. L. GIDWANI,
Municipal Commissioner.

Appendix No. 22
IMPROVEMENT SCHEMES
General Account for the year ending 31st March 1957

Particulars.	Amount.	Particulars.	Amount
	Rs.		Rs.
To Revenue expenditure as per Appendix No. 24 ...	1,27,02,583	By Revenue Receipts as per Appendix No. 23 ...	1,22,46,127
		Balance being deficit (for the year Transferred to Capital Account Balance Sheet) ...	4,56,456
Total ...	1,27,02,583	Total ...	1,27,02,583

G. V. DAMLE,
Ag. Chief Accountant.

V. L. GIDWANI,
Municipal Commissioner.

APPENDIX No. 22 A

Improvement Scheme A/c. Slum Clearance A/c. City (General A/c.) for the year ending 31st March 1957.

Particulars.	Amount.	Particulars.	Amount.
	Rs.		Rs.
To Revenue Expenditure ...	Nil.	By Revenue Receipts under I rent and other proceeds and properties and under Interest and Profits on investments.	682 92
Balance being surplus for the year transferred to capital Account Balance Sheet.	774	Total ...	774
	774		

G. V. DAMLE,
Ag. Chief Accountant.

V. L. GIDWANI,
Municipal Commissioner.

APPENDIX No. 22 B

Improvement Schemes Account Slum Clearance Account Suburbs (General Account) for the year ending 31st March 1957.

Particulars.	Amount.	Particulars.	Amount.
	Rs.		Rs.
To Revenue Expenditure ...	Nil.	By Revenue receipts as contribution from Municipal Corporation Suburbs.	6,52,526
Balance being surplus for the year transferred to Capital Account Balance Sheet	6,52,526	Total ...	6,52,526
	6,52,526		

G. V. DAMLE,
Ag. Chief Accountant.

V. L. GIDWANI,
Municipal Commissioner.

Appendix No. 23
IMPROVEMENT SCHEMES
GENERAL ACCOUNT
INCOME

Statement showing the Net Receipts during the Financial year 1956-57 from all sources as contrasted with the Original Budget Estimate.

Particulars.	Budget Estimate for 1956-57.	Revised Estimate for 1956-57.	Actuals for 1956-57.	Actuals for 1955-56.	Compared with the Original Estimate	
					More.	Less.
	2	3	4	5	6	7
	Rs.	Rs.	Rs.	Rs.	Rs.	Rs.
I.—RENTS AND OTHER PROCEEDS OF PROPERTIES—						
(1) Lands comprised in Schedule W ...	5,65,340	5,92,360	5,95,777	5,85,821	30,437	...
(2) Do. do. X ...	1,25,430	1,30,730	1,23,379	1,21,216	...	2,051
(3) Do. do. Y ...	1,06,855	1,07,061	96,726	1,09,729	...	10,129
(4) Do. do. Z ...	204	204	204	204
(5) Other Lands and Buildings ...	59,10,222	59,15,892	60,52,168	60,43,653	1,41,946	...
	67,08,051	67,46,247	68,68,254	68,60,623	1,72,383	12,180
II.—Contribution from the Municipal Corporation under Section 125(2)(d) of the Municipal Act ...	44,75,632	43,75,171	43,75,171	39,88,977	...	1,00,461
III.—Grant in aid for meeting the deficit in the General Account	10,00,000	10,00,000	5,00,000	6,38,653	...	5,00,000
IV.—Interest and Profit on Investments ...	5,00,000	3,91,923	4,10,140	3,78,224	...	89,860
V.—Miscellaneous Receipts ...	30,000	70,000	92,562	63,934	62,562	...
Total Income ...	1,27,13,683	1,25,83,341	1,22,46,127	1,19,30,411	2,34,945	7,02,501

G. V. DAMLE,
Ag. Chief Accountant.

V. L. GIDWANI,
Municipal Commissioner.

Appendix No. 24
IMPROVEMENT SCHEMES
GENERAL ACCOUNT
EXPENDITURE

Statement showing the Actuals as compared with the Final Sanctioned Grants for 1956-57.

Particulars.	Final grants sanctioned for expenditure during 1956-57.	Actuals for 1956-57.	FINAL GRANTS COMPARED WITH THE ACTUALS		Actuals for 1955-56.
			Amount required to be renewed in 1957-58.	Savings.	
	2	3	4	5	6
	Rs.	Rs.	Rs.	Rs.	Rs.
A.—Maintenance of Properties and Streets.					
(a) Maintenance of Properties—					
I—Lands comprised in Schedule W	2,38,457	2,19,499	10,248	8,710	2,02,987
II—Do. do. X	51,550	47,224	25	4,301	46,889
III—Do. do. Y	41,891	35,526	...	6,365	36,765
IV—Do. do. Z	79	74	...	5	69
V—Other Lands and Buildings—					
(1) Schemes	24,49,129	20,83,956	2,11,775	1,53,398	21,07,954
(2) Chawls Permanent	30,94,234	19,41,154	11,30,430	22,650	16,73,679
(3) S. P. Sheds	7,47,028	5,67,803	1,35,464	43,761	5,17,315
(4) Dermitary	36,209	11,547	24,659	3	...
VI—Preliminary expenses in connection with the preparation of plans & Estimates for building works	1,100	129	900	71	...
VII—Preliminary expenses (trial pits) in connection with the preparation of plans and estimates for construction works other than buildings, sewers, and S. W. Drains, etc.	2,100	...	2,000	100	9
(b) Maintenance of Streets	5,32,307	2,76,734	1,69,847	85,726	2,44,965
	71,94,084	†† 51,83,646	16,85,348	3,25,090	48,30,632
Total A.			*+1,12,056	-1,12,056	
B.—Cost of Management and Establishment.					
(a) Corporation and Standing Committee	31,462	23,436	6,150	1,876	19,353
(b) Deputy Municipal Commissioner's Office Establishment	36,103	33,770	542	1,791	31,733
(c) Audit and Accounts Establishment	57,485	54,565	102	2,818	52,805
(d) Estates and Land Management Department	6,20,035	5,02,152	44,923	72,960	4,83,679
(e) City Engineer's Department	3,42,582	3,18,355	6,346	17,881	2,89,378
(f) General Stores	3,729	3,252	...	477	3,060
(g) Incidental Expenses	3,90,976	3,41,434	22,993	26,549	2,27,468
(h) Dearness Allowance (Grain Compensation)	8,76,079	8,71,369	1,000	3,710	8,81,990
Total B.	23,58,451	21,48,333	82,056	1,28,062	19,89,466
C.—Proportionate charge on account of Municipal Supervision	3,52,530	2,70,047	30,000	52,483	3,00,750
Total B and C	27,10,981	24,18,380	1,12,056	1,80,545	22,90,216
Deduct—					
Charged to Capital Account	4,41,188	2,33,261	2,49,246
Charged to General Account for the current year	22,69,793	21,85,119	20,40,970
	27,10,981	24,18,380	22,90,216
D.—Debt Charges.					
I.—Interest on Loans	65,03,985	61,69,314	2,56,380	78,291	62,32,883
II.—Appropriation for reduction or avoidance of Debt	13,54,856	13,49,623	...	5,233	13,29,033
Total D.	78,58,841	75,18,937	2,56,380	83,524	75,61,916
Grand Total	1,50,52,925	1,27,02,583	21,53,784	2,96,558	1,23,92,548

* Rs. 1,12,056 represent expenditure on account of cost of Management and Establishment including Municipal Supervision to be allocated at the end of the year.

†† This includes Rs. 21,69,349 being the share of cost of Management and Establishment chargeable to General Account and excludes Rs. 15,770 provisionally debited to sundry advances. (a) Misc. advances.

G. V. DAMLE,
Ag. Chief Accountant.

V. L. GIDWANI,
Municipal Commissioner.

Appendix No. 25
IMPROVEMENT SCHEMES

Balance Sheet—(Capital Account) as on 31st March 1957

LIABILITIES	Rs.	ASSETS	Rs.
LOANS OUTSTANDING—		BLOCK ACCOUNT—	
(Vide details as shown in Appendix No. 29)	5,06,53,770-10-0	Property and Assets at original cost as per Appendix No. 26	21,57,92,754-11-0
Book value of lands comprised in Schedules "W" and "X"	47,58,490-0-0	Bookvalue of lands comprised in Schedules "W" and "X" as per Appendix No. 27 (Section 91A of the Municipal Act)	1,47,58,490-0-0
SURPLUS—		INVESTMENT RESERVE FUND—	
Extraordinary receipts—	Rs.	In Securities:—	Face Value Rate % Actual cost.
Investment Reserve Fund	62,72,059-0-3	3 per cent. Bombay Municipal Debentures ...	26,17,900 Par 26,17,900-0-0
Transfer of Sinking Fund Accumulations in respect of Rs. 370 lakhs loan	25,07,830-0-0	Do. Do. ...	57,300 .. 57,300-0-0
Special grants from the Government of India	54,00,000-0-0	3½ per cent. Bombay Municipal Debentures ...	2,00,000 85-14-0 1,71,750-0-0
Premia on loan raised in 1935-36	30,000-0-0	3 per cent. Conversion Loan 1946	5,79,300 Par 5,79,300-0-0
Grant-in-Aid from Government of Bombay for part expenditure of Acquisition of Land	5,00,000-0-0	Do. Do. ...	4,52,300 101-0 4,56,823-0-0
Sale proceeds of Lands and Buildings—		Do. Do. ...	37,100 100-75 37,447-13-6
Sale proceeds up to 31st March 1956	Rs. 6,89,33,803-8-1	Do. Do. ...	20,700 99-12 20,648-4-0
Sale proceeds during 1956-57	12,29,862-1-6	3 per cent. Loan 1963-65 ...	4,02,300 98-0 3,94,254-0-0
	7,01,63,665-9-7	4 per cent. Bombay Improvement Trust Debentures ...	10,39,800 92-12 9,64,414-8-0
Sinking Fund on Loans	6,11,49,259-5-5	3½ per cent. Bombay Municipal Debentures ...	31,300 Par 31,300-0-0
Loans Redemption Fund	1,51,18,218-7-0	4 per cent. Bombay Municipal Debentures ...	2,42,400 Par 2,42,400-0-0
	7,62,67,477-12-5	4% C. I. C. Trust Debentures ...	7,14,300 97-12 6,98,228-4-0
	16,11,41,032-6-3		63,94,700 62,71,765-13-0
Deduct—		In Cash	293-3-3
Revenue Deficits—			62,72,059-0-3
Deficits upto 31st March 1956	2,10,72,164-14-1	SINKING FUND—	
Deficit during 1956-57	4,56,456-0-10	As per Appendix No. 28	
	2,15,28,620-14-11	In Securities and Cash	... *6,11,49,259-5-5
	13,96,12,411-7-4	CAPITAL FUNDS—	
		In Securities:—	Face Value Rate % Actual cost.
			Rs. Rs.
		4% Bombay Municipal Debentures ...	6,89,700 99-8 6,86,251-8-0
		Do. Do. ...	3,36,900 Par 3,36,900-0-0
		3 per cent. Bombay Municipal Debentures ...	35,400 Par 35,400-0-0
		6 per cent. Bombay Improvement Trust Debentures ...	39,12,000 .. 39,12,000-0-0
		3 per cent. Conversion Loan 1946	100 .. 100-0-0
		Do. Do. ...	3,600 100-15 3,633-12-0
		Do. Do. ...	1,800 101-0 1,818-0-0
		Do. Do. ...	1,800 99-12 1,795-8-0
		2½ Per cent. Loan 1976	89,900 82-1 73,774-3-0
			50,71,200 50,51,672-15-0
		In Cash fixed and call deposits	20,00,436-1-8 † 70,52,109-0-8
Total Rs. ...	29,50,24,672-1-4	Total Rs. ...	29,50,24,672-1-4

* For Face, Book and Market Values of Securities held in the Sinking Funds on 31st March 1956, please see Appendix No. 30

† Against this, there is a liability to the extent of Rs. 20,53,784 on account of outstanding charges for 1956-57 and previous years payable in the year 1957-58.

G. V. DAMLE,
Ag. Chief Accountant

V. L. GIDWANI,
Municipal Commissioner.

Appendix No. 25. A
IMPROVEMENTS SCHEMES

Slum Clearance City.

Balance Sheet Capital Account as on 31st March 1957.

LIABILITIES.	Rs.	a. p.	ASSETS.	Rs.	a. p.
LOANS OUTSTANDING—			BLOCK ACCOUNT		
(Vide details as shown in Appendix No. 29A)	10,00,000	0 0	Property and Assets at original cost as per Appendix No. 26A	8,32,220	6 0
Add—			CAPITAL FUNDS—		
Surplus transferred from General Account	Rs. 774	a. p. 6 0	In Securities.	Face Value	Actual
	774	774		Rs.	Rs.
			4 per cent. Municipality Debentures	1,68,500	Par 1,68,500 0 0
			In Cash	54	0 0
Total Rs. ...	10,00,774	6 0	Total Rs. ...	10,00,774	6 0

G. V. DAMLE,
Ag. Chief Accountant.

V. L. GIDWANI,
Municipal Commissioner.

Appendix No. 25 B.
IMPROVEMENTS SCHEMES

Slum Clearance Suburbs,

Balance sheet Capital Account as on 31st March 1957.

LIABILITIES.		Rs.	a.	p.	ASSETS.			Rs.	a.	p.
Contribution from Budget D	...	6,52,526	0	0	CAPITAL FUND—					
					In Securities.	Face Value Rate,	Actual Cost			
						Rs.	Rs. .asp.			
(less— Deficit	... 72 8 0		72	8 0	4 per cent. Municipal Debentures	6,52,400 Par	6,52,400 0 0			
					In Cash	...	53 8 0	6,52,453	8	0
	Total Rs. ...	6,52,453	8	0				Total Rs. ...	6,52,453	8 0

G. V. DAMLE.
Ag. Chief Accountant.

V. L. GIDWANI.
Municipal Commissioner.

Appendix No. 26
IMPROVEMENT SCHEMES
Block account showing details of Capital Expenditure upto 31st March 1957.

Particulars.	Total Capital Expenditure upto 31st March 1956.	Expenditure during 1956-57.	Total Capital Expenditure upto 31st March 1957.	Particulars.	Total Capital Expenditure upto 31st March 1956.	Expenditure during 1956-57.	Total Capital Expenditure upto 31st March 1957.
	Rs.		Rs.		Rs.		Rs.
CAPITAL ACCOUNT.				Brought over ...			
Improvement and Street Schemes—				Police Accommodation Schemes.			
Schedule W Lands ...	13,45,571	...	13,45,571	Scheme No. 14 First Nagpada ...	84,450	...	84,450
Schedule X Lands ...	16,26,471	...	16,26,471	16 Wodehouse Road ...	3,22,667	...	3,22,667
Schedule Z Lands ...	8	...	8	17 Duncan Road ...	58,981	...	58,981
				18 Shepherd Road ...	36,223	...	36,223
				19 Agripada ...	1,79,120	...	1,79,120
				23 Connaught Road ...	79,495	...	79,495
				24 Princess Street ...	2,65,953	...	2,65,953
				25 Gamdevi ...	1,29,407	...	1,29,407
				34 Lamington Road ...	4,61,024	...	4,61,024
				35 Sandhurst Road West ...	1,46,104	...	1,46,104
				39 Sandhurst Road East ...	7,58,893	...	7,58,893
				40 Byculla ...	8,28,411	...	8,28,411
				44 Maharbaudi ...	2,71,434	...	2,71,434
				45 Palton Road ...	5,71,492	...	5,71,492
				46 Naigaum ...	5,69,142	...	5,69,142
				48 Mahim ...	4,53,032	...	4,53,032
				55 Chinchbunder Road ...	4,32,656	...	4,32,656
				55A Mazagaon ...	4,53,560	...	4,53,560
				63 King's Circle (Matunga) ...	4,82,185	...	4,82,185
				67 Naigaum (for Armed Police and Recruits) ...	24,42,031	...	24,42,031
				70 Arthur Road ...	1,58,357	...	1,58,357
					91,84,617	...	91,84,617
				Mill Company's Chawl Schemes.			
				Scheme No. 42 Spring Mills ...	5,18,990	...	5,18,990
				51 Century Mills ...	1,29,980	...	1,29,980
				65 David Mills ...	2,96,852	...	2,96,852
					9,45,822	...	9,45,822
				Slum Clearance.			
				Preliminary Expenses ...	22,481	...	22,481
				Transit Camps for providing alternative housing accommodation to facilities Slum Clearance—			
				(i) Construction of 244 tenements, etc.,	2,34,869	23,974	2,58,843
				(ii) Construction of 210 tenements, etc.,	1,65,131	16,856	1,81,987
					4,22,481	40,830	4,63,311
				Miscellaneous.			
				Survey of the Island of Bombay... Administrative Offices, etc.—	1,06,046	...	1,06,046
				Building on Esplanade Road near Queen's Statue ...	3,21,562	...	3,21,562
				Engineer's Office at Matunga ...	1,38,468	...	1,38,468
				Central Stores at the back of Frere Fletcher School ...	15,656	...	15,656
				Store yard at Agripada, etc., ...	83,801	...	83,801
				Workshop for Motor Lorries at Agripada ...	90,368	...	90,368
				Tools and Plant ...	559	...	559
				Refund of preliminary expenses to Government ...	38,019	...	38,019
				Preliminary expenses in connection with the improvement of slum areas ...	68,816	...	68,816
				Provision of a lift in the Improvement Trust Building at Napier Road near Queen's Statue ...	123	...	123
					8,63,418	...	8,63,418
				Discount on Loans ...	14,53,359	...	14,53,359
				Expenses in connection with the Loan of Rs. 10 lakhs ...	12,227	...	12,227
				Expenses in connection with the repayment of Rs. 25 Lakhs Loan	19,504	19,504
				Part payment of s. 25 Lakhs loan	16,48,000	16,48,000
					14,65,586	16,67,504	31,33,090
				Construction of Dormitories ...	3,60,803	1,45,369	5,06,172
				Carried forward ...	19,92,63,379	19,39,118	20,12,02,497
				Grand Total ...	21,21,45,303	*36,47,452	21,57,92,755

* This figure includes Rs. 2,33,261 being the share of cost of Management and Establishment chargeable to Capital Account and Rs. 40,830, retrenched supervision charges pertaining to the year 1955-56.

G. V. DAMLE,
Ag. Chief Accountant.

V. L. GIDWANI,
Municipal Commissioner.

APPENDIX No. 26A.

Improvement Schemes—Slum Clearance—City.

Block account showing details of capital Expenditure upto 31st March 1957.

Particulars.	Total Capital Expenditure upto 31st March 1956.	Expenditure during 1956-57.	Total Capital Expenditure upto 31st March 1957.
	Rs.	Rs.	Rs.
—Transit Camps for providing temporary alternative housing accommodation to facilitate Slum Clearance.	...	3,48,225	3,48,225
—Permanent Housing for Slum Population.	...	4,73,995	4,73,995
—Discount and other charges on the loan of Rs. 10 lakhs.	...	10,000	10,000
Grand Total ...	* ...	8,32,220	8,32,220

* Previous expenditure amounting to Rs. 4,63,311 upto 31st March 1956 is shown in Appendix No. 26.

G. V. DAMLE,
Ag. Chief Accountant.

V. L. GIDWANI,
Municipal Commissioner.

Appendix No. 27.

IMPROVEMENT SCHEMES.

Statement showing Capital value of Scheduled Lands as specified in the Schedules W, X, Y and Z annexed to Act XIII of 1933.

Properties.	Area.	Book value.	Total Amount.
	Sq. yds.	Rs.	Rs.
SCHEDULE "W".			
The Flats	12,52,834	1,14,191	
The Kennedy Sea Face (Cooperage Plot resumed by Government)	4,447	---	
The Marine Lines Estate (Marine Lines Maidan resumed by Government).	32,825	3,28,250	
The Wellington Lines Plot	44,038	4,40,380	
The Wodehouse Road Plot	41,580	4,15,800	
The Hornby Road Plot	41,774	8,35,480	
The Triangular Plot South of Crawford Market	7,707	1,54,140	
The Plot North of Municipal Offices	6,811	2,04,330	
The Chaupati West Estate	1,11,276	6,37,320	
The Chaupati East Estate	4,789	47,890	
The Parel Estate	30,804	99,000	
			32,76,781
SCHEDULE "X".			
The Connaught Road Estate	13,858	77,237	
The West Agripada Estate	2,27,971	6,64,534	
The Central Agripada Estate	2,911	10,528	
The East Agripada Estate	65,885	6,38,426	
The Lands at Matunga	86,187	90,984	
			14,81,709
SCHEDULE "Y".			
The Nepean Sea Road Plot	2,014		---
The Colaba Reclamation	46,580		---
SCHEDULE "Z".			
The Hornby Road Plot	3,250	
			47,58,490

G. V. DAMLE,
Ag. Chief Accountant.

V. L. GIDWANI,
Municipal Commissioner.

Appendix No. 28.
IMPROVEMENT SCHEMES.
SINKING FUND.

Statement showing the actual Investments on account of the Sinking Fund of different Improvement Trust Loans upto 31st March 1957 compared with the amounts which should have accumulated upto that date on the basis of the fixed Instalments and the sums set aside as Sinking Fund as at 31st March 1957.

NAME OF LOAN.	Amount raised.	When raised.	When repayable.	Amount of Half Yearly Sinking Fund Instalment.	Amount of Sinking Fund which should have accumulated upto 31st March 1957 at Compound Interest.
1	2	3	4	5	6
	Rs.			Rs.	Rs.
4½ per cent. basis.					
5 per cent. Debenture Loan	40,00,000	10th November 1919	{ 1st November 1957 1st November 1979	6,696	12,46,650
6 Do. do.	(a) 70,00,000	30th April 1920	{ 1st April 1935 1st April 1980	21,002	17,73,608
4½ Do. do.	45,00,000	20th February 1922	20th February 1982	7,533	12,54,546
4½ Do. do.	52,00,000	2nd October 1922	2nd October 1982	8,705	13,69,780
4½ Do. do.	8,00,000	22nd January 1923	22nd January 1983	1,340	2,10,851
4½ Do. do.	82,00,000	Do.	Do.	13,727	21,60,034
4½ Do. do.	30,00,000	14th March 1923	14th March 1983	5,022	7,90,242
4½ Do. do.	40,00,000	2nd November 1923	2nd November 1983	6,696	9,94,843
4½ Do. do.	20,00,000	2nd January 1924	2nd January 1984	3,348	4,97,419
4½ Do. do.	29,00,000	5th March 1924	5th March 1984	4,855	7,21,314
4½ Do. do.	20,00,000	1st November 1924	1st November 1984	3,348	4,69,292
4½ Do. do.	60,00,000	10th November 1924	10th November 1984	10,044	14,07,883
4½ Do. do.	20,00,000	2nd January 1925	2nd January 1985	3,348	4,69,292
4½ Do. do.	20,00,000	2nd October 1925	2nd October 1985	3,348	4,42,389
4½ Do. do.	15,00,000	2nd November 1925	2nd November 1985	2,511	3,31,793
4½ Do. do.	35,00,000	2nd January 1926	2nd January 1986	5,859	7,74,182
	Rs.			1,07,382	1,49,14,118
4 per cent. basis.					
4 per cent. Rupee Coupon Debenture Loan	50,00,000	1st November 1899	1st November 1959	10,564	(b) 44,78,918
4 Do. Debenture Loan	30,00,000	6th September 1901	6th September 1961	6,280	24,58,994
4 Do. do.	30,00,000	15th July 1902	15th July 1962	6,280	23,51,316
4 Do. do.	60,00,000	20th August 1903	20th August 1963	12,560	44,95,621
4 Do. do.	50,00,000	7th September 1904	7th September 1964	10,493	(c) 35,80,228
4 Do. do.	30,00,000	12th September 1905	12th September 1965	6,280	20,52,725
5 Do. do.	25,00,000	17th September 1926	{ 16th September 1956 16th September 1986	5,233	5,79,995
	Rs.			57,690	1,99,97,797
3½ per cent. basis.					
4 per cent. Debenture Loan	25,00,000	4th October 1927	{ 4th April 1961 4th October 1970	12,695	12,58,794
3 per cent. basis.					
4 per cent. Debenture Loan	20,00,000	2nd October 1906	2nd October 1966	6,148	(d) 14,06,203
Do. do.	15,00,000	24th September 1907	24th September 1967	4,610	10,14,813
Do. do.	30,00,000	8th September 1908	8th September 1968	9,219	19,51,848
4 per cent. Sterling Coupon Debenture Loan (₹5,66,600)	84,99,000	1st July 1909	1st July 1969	25,654	53,25,934
4 Do. do. (₹3,33,000)	49,95,000	1st July 1910	1st July 1970	15,077	30,08,759
4 per cent. Debenture Loan	25,00,000	28th August 1912	28th August 1972	7,683	13,86,479
4 Do. do.	18,00,000	26th August 1913	26th August 1973	5,532	9,58,197
4 Do. do.	50,00,000	4th August 1914	4th August 1974	15,365	25,53,248
4 Do. do.	25,00,000	3rd January 1916	3rd January 1976	7,683	12,24,222
3½ Do. do.	10,00,000	31st January 1936	14th March 1966	21,019	(e) 6,03,638
	Rs.			1,17,990	1,94,33,341
Grand Total Rs.	12,13,94,000			Total	† 5,56,04,050

	Amount actually invested upto 31st March 1957.				Amount of interest accrued upto 31st March 1957 collected and invested in 1957-58		Total of Columns 5 and 6.
	Amount of Sinking Fund invested upto 31st March 1956.	Sinking Fund Instalments paid in 1956-57	Interest, etc. accumulations invested in 1956-57	Total.	Rs.	a. p.	
1	2	3	4	5	6	7	
Sinking Funds	Rs. 5,79,78,806	Rs. 5,65,262	Rs. 26,05,190	Rs. 6,11,49,259			
Less-withdrawn for repayment of Loans							
Total Sinking Fund				6,11,49,259			
In Public Securities as detailed in Appendix No. 30				6,11,49,158	13	2	
In Cash with the State Bank of India.				100	8	3	
Total Rs.				6,11,49,259	1,32,940	3	6,12,82,199

(a) Out of Rs. 70 lakhs Loan Debentures for Rs. 4 lakhs held by the public were repaid on 1-4-35 under the option reserved to the Corporation, leaving balance of Rs. 66 lakhs. The amount of half-yearly Sinking Fund instalment has been changed with effect from 1-4-35 from Rs. 12,002 to Rs. 21,002 as under—

The usual half-yearly S.F. instalment

Half yearly interest at 4½% on the portion of Rs. 4 lakhs repaid out of S.F. accumulations

Rs. 12,002

(b) 16 instalments of Rs. 10,240 each and the rest at Rs. 10,564.

Rs. 9,000

(c) 5 instalments of Rs. 10,240 each and the rest at Rs. 10,493.

Rs. 21,002

(d) 1 instalment of Rs. 6,037 and the rest at Rs. 6,148.

(e) This amount to be invested annually.

* Calculations have been based on one instalment less.

† All Sinking fund Instalments are re-arranged with effect from 1943-44.

‡ The market value of the securities on 31st March 1957 is Rs. 6,14,76,016-1-8 as shown in Appendix No. 30 and after adding the Cash balance of Rs. 100-8-3 and the interest accrued on the securities upto 31st March 1957 amounting to Rs. 1,32,940-3-10 the total amount of Sinking Fund is Rs. 6,16,09,056-13-9.

G. V. DAMLE,
Ag. Chief Accountant.

V. L. GIDWANI,
Municipal Commissioner.

Appendix IMPROVEMENT

Statement showing outstanding Loans of the Bombay Improvement Trust due by the payable for the year 1956-57, the amount paid during the year and the

No.	Particulars of Loans.	Amount raised.	Balance due on 1st April 1956	Rate of Interest	Amount raised in 1956-57.	Total.
1	2	3	4	5	6	7
		Rs. a.	Rs. a. p.		Rs. a.	Rs. a. a.
<i>Loans raised from Government.</i>						
1	Consolidated Loan in respect of Conversion Loan 1937-38, Rs. 35 lakhs Loan, and Rs. 8 lakhs Loan ...	4,17,94,178 1	3,01,64,132 2 0	3.3759 per cent.		3,01,64,132 2 0
2	45 lakhs Loan 1922 ...	45,00,000 0	...	4½ Do.		
3	52 lakhs Loan October 1922 ...	52,00,000 0	45,00,000 0 0	4½ Do.		45,00,000 0 0
4	8 lakhs Loan 22nd January 1923 ...	8,00,000 0	...	5½ Do.		
5	82 lakhs Loan 22nd January 1923 ...	82,00,000 0	1,72,00,000 0 0	4½ Do.		1,72,00,000 0 0
6	30 lakhs Loan 14th March 1923 ...	30,00,000 0	...			
7	40 lakhs Loan 2nd November 1923 ...	40,00,000 0	...	5½ Do.		
8	20 lakhs Loan 2nd January 1924 ...	20,00,000 0	89,00,000 0 0	4½ Do.		89,00,000 0 0
9	29 lakhs Loan 5th March 1924 ...	29,00,000 0	...			
10	20 lakhs Loan 1st November 1924 ...	20,00,000 0	...	5 Do.		
11	60 lakhs Loan 10th November 1924 ...	60,00,000 0	1,00,00,000 0 0	4½ Do.		1,00,00,000 0 0
12	20 lakhs Loan 2nd January 1925 ...	20,00,000 0	...			
13	20 lakhs Loan 2nd October 1925 ...	20,00,000 0	...	5½ Do.		
14	15 lakhs Loan 2nd November 1925 ...	15,00,000 0	70,00,000 0 0	4½ Do.		70,00,000 0 0
15	35 lakhs Loan 2nd January 1926 ...	35,00,000 0	...			
	Total loans raised from Government	8,93,94,178 1	7,77,64,132 2 0		...	7,77,64,132 2 0
<i>Loans raised from the Public. **</i>						
1	50 lakhs Rupee Coupon Debenture Loan 1899 ...	50,00,000 0	50,00,000 0 0	4 per cent.		50,00,000 0 0
2	30 lakhs Loan 1901 ...	30,00,000 0	30,00,000 0 0	4 Do.		30,00,000 0 0
3	30 lakhs Loan 1902 ...	30,00,000 0	30,00,000 0 0	4 Do.		30,00,000 0
4	60 lakhs Loan 1903 ...	60,00,000 0	60,00,000 0 0	4 Do.		60,00,000 0 0
5	50 lakhs Loan 1904 ...	50,00,000 0	50,00,000 0 0	4 Do.		50,00,000 0 0
6	30 lakhs Loan 1905 ...	30,00,000 0	30,00,000 0 0	4 Do.		30,00,000 0 0
7	20 lakhs Loan 1906 ...	20,00,000 0	20,00,000 0 0	4 Do.		20,00,000 0 0
8	15 lakhs Loan 1907 ...	15,00,000 0	15,00,000 0 0	4 Do.		15,00,000 0 0
9	30 lakhs Loan 1908 ...	30,00,000 0	30,00,000 0 0	4 Do.		30,00,000 0 0
10	Sterling Coupon Debenture Loan 1909 (£ 5,66,600) ...	84,99,000 0	84,99,000 0 0	4 Do.		84,99,000 0 0
11	Sterling Coupon Debenture Loan 1910 (£ 3,33,000) ...	49,95,000 0	49,95,000 0 0	4 Do.		49,95,000 0 0
12	25 lakhs Loan 1912 ...	25,00,000 0	25,00,000 0 0	4 Do.		25,00,000 0 0
13	18 lakhs Loan 1913 ...	18,00,000 0	18,00,000 0 0	4 Do.		18,00,000 0 0
14	50 lakhs Loan 1914 ...	50,00,000 0	50,00,000 0 0	4 Do.		50,00,000 0 0
15	25 lakhs Loan 1916 ...	25,00,000 0	25,00,000 0 0	4 Do.		25,00,000 0 0
16	40 lakhs Loan 1919 ...	40,00,000 0	40,00,000 0 0	5 Do.		40,00,000 0 0
17	70 lakhs Loan 1920 ...	70,00,000 0	66,00,000 0 0	6 Do.		66,00,000 0 0
18	25 lakhs Loan 1926 ...	25,00,000 0	25,00,000 0 0	5 Do.		25,00,000 0 0
19	25 lakhs Loan 1927 ...	25,00,000 0	25,00,000 0 0	4 Do.		25,00,000 0 0
20	10 lakhs Loan 1935-36 ...	10,00,000 0	10,00,000 0 0	3½ Do.		10,00,000 0 0
*21	30 lakhs Loan 1956-57	4 Do.		...
22	Rs. 19.28 lakhs Loan out of Rs. 19.39 lakhs Loan (1956-57) ...	19,28,000 0	...	4 Do.	19,28,000 0 0	19,28,000 0 0
	Total Loans raised from the Public	7,57,22,000 0	7,33,34,000 0 0		19,28,000 0 0	7,53,22,000 0 0
	Grand Total	16,51,16,178 1	15,11,58,132 2 0		19,28,000 0 0	15,30,86,132 2 0

* This loan was not raised in 1956-57.

** Loans at serial Nos. 1 to 19 are guaranteed by Government.

G. V. DAMALE,
Ag. Chief Accountant.

No. 29.
SCEHMES.

Municipality, the interest outstanding on 1st April 1956, on the different Loans, the amount Balances outstanding on 31st March 1957.

Amount repaid in 1956-57.	Balance due on 31st March 1957.	Interest outstanding on 1st April 1956.	Interest payable in 1956-57.	Total interest due.	Deduct interest paid during the year.	Outstanding balance on 31st March 1957.
Rs. a. p.	Rs. a. p.	Rs. a. p.	Rs. a. p.	Rs. a. p.	Rs. a. p.	Rs. a. p.
7,84,361 8 0	2,93,79,770 10 0		10,11,746 8 0	10,11,746 8 0	10,11,746 8 0	...
...	45,00,000 0 0		2,02,500 0 0	2,02,500 0 0	2,02,500 0 0	...
...	1,72,00,000 0 0		7,74,000 0 0	7,74,000 0 0	7,74,000 0 0	...
...	89,00,000 0 0		4,00,500 0 0	4,00,500 0 0	4,00,500 0 0	...
...	1,00,00,000 0 0	...	4,50,000 0 0	4,50,000 0 0	4,50,000 0 0	...
...	70,00,000 0 0		3,15,000 0 0	3,15,000 0 0	3,15,000 0 0	...
7,84,361 8 0	7,69,79,770 10 0		31,53,746 8 0	31,53,746 8 0	31,53,746 8 0	
...	50,00,000 0 0	10,458 15 4	2,00,000 0 0	2,10,458 15 4	1,88,810 0 0	21,648 15 4
...	30,00,000 0 0	4,034 0 10	1,20,000 0 0	1,24,034 0 10	1,15,525 2 0	8,508 14 10
...	30,00,000 0 0	7,844 5 6	1,20,040 0 0	1,27,884 5 6	1,15,596 6 0	12,287 15 6
...	60,00,000 0 0	47,521 5 4	2,40,000 0 0	2,87,521 5 4	2,56,329 0 0	31,192 5 4
...	50,00,000 0 0	48,107 3 8	2,21,200 0 0	2,69,307 3 8	1,89,549 4 0	79,757 15 8
...	30,00,000 0 0	3,865 5 4	1,20,110 0 0	1,23,975 5 4	1,16,050 8 0	7,924 13 4
...	20,00,000 0 0	3,364 3 0	80,000 0 0	83,364 3 0	78,060 8 0	5,303 11 0
...	15,00,000 0 0	5,850 0 0	60,000 0 0	65,850 0 0	60,820 8 0	5,029 8 0
...	30,00,000 0 0	9,878 7 0	1,20,000 0 0	1,29,878 7 0	1,10,972 8 0	18,905 15 0
...	84,99,000 0 0	5,180 0 0	3,06,442 0 0	3,11,622 0 0	2,99,332 2 0	360 0 0 11,929 14 0
...	49,95,000 0 0	4,480 0 0	1,80,102 0 0	1,84,582 0 0	1,78,002 2 0	220 0 0 6,359 14 0
...	25,00,000 0 0	7,749 0 8	1,00,000 0 0	1,02,749 0 8	1,00,280 12 0	2,468 4 8
...	18,00,000 0 0	7,207 15 0	72,000 0 0	79,207 15 0	73,531 0 0	5,676 15 0
...	50,00,000 0 0	11,839 6 0	2,00,000 0 0	2,11,839 6 0	1,99,891 0 0	11,948 6 0
...	25,00,000 0 0	...	1,00,000 0 0	1,00,000 0 0	1,00,000 0 0	...
...	40,00,000 0 0	1,970 10 0	2,00,000 0 0	2,01,970 10 0	1,98,220 10 0	3,750 0 0
...	66,00,000 0 0	...	3,96,000 0 0	3,96,000 0 0	3,96,000 0 0	...
16,48,000 0 0	8,52,000 0 0	6,380 10 0	1,25,000 0 0	1,31,380 10 0	1,04,605 10 0	26,775 0 0
...	25,00,000 0 0	13,610 0 0	1,00,000 0 0	1,13,610 0 0	98,990 0 0	14,620 0 0
...	10,00,000 0 0	...	35,000 0 0	35,000 0 0	35,000 0 0	...
...	60,000 0 0	60,000 0 0	...	* 60,000 0 0
...	19,28,000 0 0
16,48,000 0 0	7,36,74,000 0 0	1,94,341 7 8	31,55,894 0 0	33,50,235 7 8	30,15,567 0 0	2,56,378 11 8 * 78,289 12 0
24,32,361 8 0	15,06,53,770 10 0	1,94,341 7 8	63,09,640 8 0	65,03,981 15 8	61,69,313 8 0	2,56,378 11 8 * 78,289 12 0

Amount of loan
outstanding on
1st April 1956.

Rs.
(a) 45,00,000
(b) 1,72,00,000
(c) 89,00,000
(d) 1,00,00,000
(e) 70,00,000

Total. 4,76,00,000

Amount of
debentures held
by Govt. on
1st April 1957.

Rs.

...

Amount of
debentures
re-purchased
during 1956-57.

Rs.

...

Amount of
debentures
held by Govt. on
31st March 1956.

Rs.

...

Amount of
debentures
held by the
Corporation on
31st March 1957.

Rs.

45,00,000
1,72,00,000
89,00,000
1,00,00,000
70,00,000

4,76,00,000

* To be treated as savings.

V. L. GIDWANI,
Municipal Commissioner.

APPENDIX No. 29A

SLUM CLEARANCE SCHEME (CITY)

Statement showing outstanding Loans of the Slum clearance Scheme (City) Budget B, the interest outstanding on 1st April 1956, on the different loans, the amount payable for the year 1956-57, the amount paid during the year and the balances outstanding on 31st March 1957.

No.	Particulars of Loans.	Amount raised.	Balance due on 1st April 1956.	Rate of Interest.	Amount raised in 1956-57.	Total.	Amount repaid in 1956-57.	Balance due on 31st March 1957.	Interest outstanding on 1st April 1956.	Interest payable in 1956-57.	Total Interest due.	Debit—Interest paid during the year.	Outstanding balance on 31st March 1957.
(1)	(2)	(3)	(4)	(5)	(6)	(7)	(8)	(9)	(10)	(11)	(12)	(13)	(14)
		Rs.	Rs.	Rs.	Rs.	Rs.	Rs.	Rs.	Rs.	Rs.	Rs.	Rs.	Rs.
	Loans raised from Government.
	Loans raised from Public
	* 10 Lacs Loan 1956-57 ...	10,00,000	...	4%	10,00,000 0 0	10,00,000 0 0	...	10,00,000 0 0
	Total Loans raised ...	10,00,000			10,00,000 0 0	10,00,000 0 0	...	10,00,000 0 0
	Grand Total ...	10,00,000			10,00,000 0 0	10,00,000 0 0	...	10,00,000 0 0

* Loan raised from internal Funds.

G. V. DAMLE,
Ag. Chief Accountant.

V. L. GIDWANI,
Municipal Commissioner.

Appendix No 30.
IMPROVEMENT SCHEMES.

Comparison of Face, Purchase and Market Values as on 31th March 1957 of the different Securities held in the Sinking Fund (vide para 29 of the Chief Accountant's Report).

Particulars of Securities.	Face Value.	Book Value.	Market rate per cent.	Value at Market rates (B.I. Trust and Municipal Debentures being valued at par).
	Rs.	Rs. a. p.	Rs. a. p.	Rs. a. p.
4 per cent. Bombay Port Trust Debentures ...	3,17,000	2,84,726 14 0	98 0 0	3,10,660 0 0
4 per cent. Bombay Improvement Trust Debentures ...	19,53,000	18,10,538 4 0	Par	19,53,000 0 0
4½ per cent. Bombay Improvement Trust Debentures ...	4,75,56,300	4,75,56,300 0 0	..	4,75,56,300 0 0
5 per cent. Bombay Improvement Trust Debentures ...	9,81,500	9,05,409 10 0	..	9,81,500 0 0
6 per cent. Bombay Improvement Trust Debentures ...	23,73,100	23,89,825 0 0	..	23,73,100 0 0
4 percent Bombay Municipal Debentures ...	14,36,800	14,29,931 8 0	..	14,36,800 0 0
3½ per cent. Bombay Municipal Debentures ...	4,54,500	4,54,500 0 0	..	4,54,500 0 0
3 per cent. Bombay Municipal Debentures ...	16,15,500	16,15,500 0 0	..	16,15,500 0 0
3½ per cent. Bombay Municipal Debentures ...	43,500	43,500 0 0	..	43,500 0 0
3 per cent. Conversion Loan ...	5,31,900	5,33,346 13 0	74 4 0	3,94,935 12 0
4 per cent. B. I. Trust Sterling Debentures ...	£2,45,100	30,56,880 13 2	Par at 1/5 s d 31 32	32,73,683 7 0
2½ percent Lone 1976 ...	13,02,300	10,68,699 15 0	83 2 0	10,82,536 14 0
Total	{ Rs. 5,85,65,400 £ 2,45,100	6,11,49,158 13 2		6,14,76,016 1 8

G. V. DAMLE,
Ag. Chief Accountant.

V. L. GIDWANI,
Municipal Commissioner.

**APPENDIX No. 31
EDUCATION FUND**

Revenue Account for the year ended 31st March 1957

Particulars	Total		Particulars	Total	
	Rs.	a. p.		Rs.	a. p.
To Revenue Expenditure as per Appendix No. 33			By Revenue Receipts as per Appendix No. 32		
City Section ...	1,36,66,178	2 1	City Section ...	1,42,67,163	6 6
Suburban Section...	26,25,077	11 5	Suburban Section	22,86,928	0 0
Balance being surplus for the year ...					
Total ...			Total ...		
To Revenue Expenditure to be incurred in 1957-58 and provided for as			By Opening Balance		
Renewed Grants ...	16,40,600	0 0	.. Revenue of previous years reserved for the year 1956-57		
			.. Surplus for the year		
To Balance being Surplus Revenue Fund as at 31st March 1957	20,77,587	0 6			
Total ...	37,18,187	0 6	Total ...	37,18,187	0 6

G. V. DAMLE,
Ag. Chief Accountant.

V. I. GIDWANI,
Municipal Commissioner.

APPENDIX No. 32.
EDUCATION FUND.

Statement showing the Net Income Receipts during the Financial year 1956-57 from all sources as contrasted with the Original and Revised Budget Estimates.

Particulars.	Budget Estimate for 1956-57.			Revised Estimate for 1956-57.			Actuals for 1956-57.			Actuals for 1955-56.			Compared with Original Estimate.	Compared with Revised Estimate.
	City	Suburbs	Total	City	Suburbs	Total	City	Suburbs	Total	City	Suburbs	Total	+ Increase. - Decrease.	+ Increase. - Decrease.
	Rs.	Rs.	Rs.	Rs.	Rs.	Rs.	Rs.	Rs.	Rs.	Rs.	Rs.	Rs.	Rs.	Rs.
(1) Fees and Fines from Municipal Schools ...	4,90,000	76,000	5,66,000	6,16,000	76,000	6,92,000	6,16,719	1,01,504	7,18,223	5,12,008	77,429	5,89,437	+1,52,223	+25,223
(2) Contribution towards Primary Education from Municipal Corporation under Section 126C(e) of the Bombay Municipal Corporation Act ...	1,11,89,080	15,34,438	1,27,23,518	1,09,37,927	16,31,317	1,25,69,244	1,09,37,927	16,31,317	1,25,69,244	99,72,443	14,17,418	1,13,89,861	-1,54,274	...
(3) Contribution from Government under clause 2(e) of Schedule BBA of the Bombay Municipal Corporation Act.	25,09,000	5,50,000	30,59,000	25,09,000	5,50,000	30,59,000	25,00,000	5,50,000	30,50,000	25,51,527	5,50,000	31,01,527	-9,000	-9,000
(4) Interest on Endowment and Investments ...	7,200	...	7,200	7,200	...	7,200	6,003	...	6,003	6,694	...	6,694	-1,197	-1,197
(5) Rent and other proceeds of Properties ...	9,500	500	10,000	11,500	500	12,000	8,893	187	9,080	11,415	140	11,555	-920	-2,920
(6) Interest and Profit on Investments of Surplus Loan and other balances.	85,000	...	85,000	1,41,000	...	1,41,000	1,72,230	...	1,72,230	1,39,304	...	1,39,304	+87,230	+31,230
(7) Miscellaneous Receipts	25,000	4,000	29,000	15,000	4,000	19,000	25,391	3,920	29,311	16,259	226	16,485	+311	+10,311
Total ...	1,43,14,780	21,64,938	1,64,79,718	1,42,37,627	22,61,817	1,64,99,444	1,42,67,363	22,86,928	1,65,54,091	1,32,09,650	20,45,213	1,52,54,863	+74,373	+54,647

G. V. DAMLE,
Ag. Chief Accountant.

EDUCATION FUND
MUNICIPAL CORPORATION

V. L. GIDWANI,
Municipal Commissioner.

APPENDIX No. 33

EDUCATION FUND

Expenditure

Statement showing actuals as Compared with the final sanctioned grants for 1956-57.

Particulars.	FINAL GRANTS SANCTIONED FOR EXPENDITURE DURING 1956-57.			ACTUALS FOR 1956-57			FINAL GRANTS COMPARED WITH THE ACTUALS.						ACTUALS FOR 1955-56.		
	City	Suburbs.	Total	City	Suburbs	Total	Amounts to be renewed in 1957-58			Savings			City	Suburbs	Total.
							City	Suburbs	Total	City	Suburbs	Total			
	Rs.	Rs.	Rs.	Rs.	Rs.	Rs.	Rs.	Rs.	Rs.	Rs.	Rs.	Rs.	Rs.	Rs.	Rs.
1—General Supervision and Administration—															
(a) Corporation and Standing Committee ...	41,662	...	41,662	25,659	...	25,659	11,142	...	11,142	4,861	...	4,861	25,224	...	25,224
(b) Municipal Commissioner's Office Establishment ...	11,735	...	11,735	7,991	...	7,991	3,744	...	3,744	8,642	...	8,642
(c) Audit and Accounts Establishment ...	1,04,400	8,049	1,12,449	96,573	7,815	1,04,388	6,252	7	6,259	1,575	227	1,802	98,389	7,786	1,06,175
(d) Education Officer's Establishment ...	1,39,717	...	1,39,717	1,23,787	...	1,23,787	7,674	...	7,674	8,256	...	8,256	1,27,004	...	1,27,004
(e) Proportionate cost of Chief Auditor's Establishment ...	15,000	...	15,000	13,886	...	13,886	1,114	...	1,114	13,785	...	13,785
(f) Miscellaneous Charges ...	1,527	...	1,527	1,047	...	1,047	107	...	107	373	...	373	75	...	75
	3,14,041	8,049	3,22,090	2,68,943	7,815	2,76,758	25,175	7	25,182	19,923	227	20,150	2,73,119	7,786	2,80,905
2—Municipal Primary Schools															
(a) Supervision of Schools ...	3,49,320	50,499	3,99,819	3,05,663	42,108	3,47,771	20,252	1,273	21,525	23,405	7,118	30,523	3,06,903	40,199	3,47,102
(b) Schools ...	83,73,914	16,75,187	1,00,49,101	75,47,196	15,06,902	90,54,098	4,96,520	94,211	5,90,731	3,30,198	74,074	4,04,272	72,33,986	12,70,821	85,04,807
(c) Libraries ...	18,765	3,490	22,255	8,632	902	9,534	3,088	98	3,186	7,045	2,490	9,535	11,149	989	12,138
	87,41,999	17,29,176	1,04,71,175	78,61,491	15,49,912	94,11,403	5,19,860	95,562	6,15,442	3,60,648	83,682	4,44,330	75,52,038	13,12,009	88,64,047
3—Private Primary Schools															
(a) Supervision of Schools ...	39,269	10,420	49,689	31,474	9,988	41,462	226	...	226	7,569	432	8,001	32,578	9,334	41,912
(b) Grant-in-aid to Schools ...	9,87,866	2,94,000	12,81,866	4,21,119	1,43,874	5,64,993	4,11,866	1,30,000	5,41,866	1,54,881	20,126	1,75,007	3,68,357	1,11,030	4,79,387
	10,27,135	3,04,420	13,31,555	4,52,593	1,53,862	6,06,455	4,12,092	1,30,000	5,42,092	1,62,450	20,558	1,83,008	4,00,935	1,20,364	5,21,299

D—Medical Inspection of School Children—															
(a) Medical Inspection	1,12,805	31,766	1,44,571	93,024	13,556	1,06,580	7,314	2,634	9,948	12,467	15,576	28,043	83,128	8,735	91,863
(b) School Clinic at K.E.M. Hospital	21,573	...	21,573	19,186	...	19,186	2,000	...	2,000	387	...	387	15,747	...	15,747
	1,34,378	31,765	1,66,144	1,12,210	13,556	1,25,766	9,314	2,634	11,948	12,854	15,576	28,430	98,875	8,735	1,07,610
E—Enforcement of Compulsion.															
	7,762	4,000	11,762	1,575	...	1,575	6,187	4,000	10,187	28,882	4,739	33,621
F—Educational Activities—															
(a) R. C. Training Institute for Lady Urdu Teachers	20,055	...	20,055	15,932	...	15,932	1,478	...	1,478	2,645	...	2,645	14,284	...	14,284
(b) Refresher Courses for Municipal Teachers	2,000	...	2,000	1,562	...	1,562	438	...	438	740	...	740
(c) Functions	10,587	2,394	12,981	6,134	758	6,892	3,202	1,435	4,637	1,291	201	1,452	4,052	927	4,979
(d) Scouting	62,766	9,976	72,742	30,006	4,022	34,028	24,231	2,500	26,731	8,529	3,454	11,983	9,178	859	10,037
(e) Education Research Unit	24,043	...	24,043	16,734	...	16,734	1,926	...	1,926	5,383	...	5,383	5,914	...	5,914
	1,19,451	12,370	1,31,821	68,806	4,780	73,586	32,399	3,935	36,334	18,246	3,655	21,901	34,168	1,786	35,954
G—Pension and Provident Fund—															
(a) Provident Fund	5,11,000	83,000	5,94,000	4,42,881	75,322	5,18,203	68,119	7,678	75,797	6,86,777	93,546	7,80,323
(b) Pension	8,02,553	24,837	8,27,390	7,12,893	16,749	7,29,642	15,373	2,800	18,173	74,287	5,288	79,575	2,57,861	...	2,57,861
	13,13,553	1,07,837	14,21,390	11,55,774	92,071	12,47,845	15,373	2,800	18,173	1,42,406	12,966	1,55,372	9,44,638	93,546	10,38,184
H—Dearness Allowance															
	34,00,987	7,16,216	41,17,203	33,72,787	7,11,914	40,84,701	23,581	2,668	26,249	4,619	1,634	6,253	31,66,362	6,14,551	37,80,913
I—New Works															
	3,14,313	62,480	3,76,793	1,233	36,754	37,987	3,12,402	25,726	3,38,128	678	...	678	218	8,542	8,760
J—Debt Charges															
	4,30,674	63,896	4,94,570	3,70,766	54,414	4,25,180	26,727	325	27,052	33,181	9,157	42,338	2,53,167	48,299	3,01,466

Total	1,58,04,293	30,40,210	1,88,44,503	1,36,66,178	26,25,078	1,62,91,256	13,76,923	2,63,677	16,40,600	7,61,192	1,51,455	9,12,647	1,27,52,402	22,20,357	1,49,72,759

G. V. DAMLE,
Ag. Chief Accountant.

V. L. GIDWANI,
Municipal Commissioner.

APPENDIX No. 33-A

EDUCATION FUND

Statement showing details of Expenditure incurred on New Works during the year 1956-57.

Particulars	Expenditure upto 31-3-56	Expenditure during the year 1956-57	Total Expenditure upto 31-3-1957
	Rs.	Rs.	Rs.
Works completed (as per report for 1955-56) ...	31,781	...	31,781
Providing Weather Sheds to the Windows at Byculla U.P. No. 1 Marathi School	1,194	1,194
Preparing a Wooden Stage for the use at School Functions	39	39
Acquisition of land in Survey Nos. 173 (part) and N.A.S. No. 173-22 of Ghatkoper	36,754	36,754
Total ...	31,781	37,987	69,768

G. V. DAMLE,
Ag. Chief Accountant.

V. L. GIDWANI,
Municipal Commissioner.

APPENDIX No. 34

EDUCATION FUND

Revenue Account Balance Sheet as at 31st March 1957

Liabilities.	Rs.	a.	p.	Assets	Rs.	a.	p.
Debts.				Cash at Bank	5,82,495	6	9
				Cash in Office	22,645	12	10
				Education Loan Interest			
Due on cheques payable	1,52,940	4	0	Warrant Payable	6,936	14	0
				Account.			
							6,12,078 1 7
Due on outstanding charges for 1956-57 and previous years	16,40,600	0	0	Advances—Recoverable (vide Appendix No. 39)			
				Municipal Officers	25,518	4	9
				Sundries—Miscellaneous advances.	28,629	7	11
							54,147 12 8
Due on outstanding charges on account of Interest accrued but not paid (details vide Appendix No. 39B)	12,111	1	9	Plant and Machinery	13,651	4	0
				Add Expenditure during 1956-57	1,04,286	14	0
				Less Depreciation	1,17,938	2	0
					3,413	0	0
							1,14,525 2 0
Deposits in Cash and Public Securities from Contractors and private parties (vide details shown in Appendix No. 39-A)	13,37,527	0	0	Deposits in Public Securities with State Bank of India	48,200	0	0
				In Office	1,500	0	0
							49,700 0 0
				Municipal Contribution Receivable			
				From Budget 'A'	2,93,677	15	6
				From Budget 'D'	1,63,512	9	0
							4,57,190 8 6
Endowment Fund (vide details shown in Appendix No. 41-A)	3,42,023	11	2	Investments—			
				Endowment Fund (vide Appendix No. 41-A)			
				With State Bank of India & in Office			
				In securities	3,41,037	10	6
				In cash	986	0	8
							3,42,023 11 2
Surplus Revenue Fund (vide Appendix No. 31)	20,77,587	0	6	Surplus Fund			
				In securities *	6,45,379	1	0
				In Fixed, Call and Current Account Deposits	32,87,744	12	6
							42,75,147 8 8
Total	55,62,789	1	5	Total	55,62,789	1	5

* Details of Securities held in Surplus Fund—

		Face value		Cost	
		Rs.		Rs.	as. ps.
3% Conversion Loan, 1946	...	200		165	0 0
3% Govt. Loan 1970-75	...	1,500		1,307	13 0
4% Bombay Municipal Debentures 1954-	...	56,500		56,358	12 0
Do. 1955-	...	2,99,000		2,97,505	0 0
Do. 1956-	...	2,91,500		2,90,042	8 0
		6,48,700		6,45,379	1 0

G. V. DAMLE,
Ag. Chief Accountant.V. L. GIDWANI,
Municipal Commissioner.

APPENDIX No. 35

EDUCATION FUND

Capital Fund Balance Sheet as at 31st March 1957.

Liabilities	Rs. a. p.	Assets	Rs. a. p.
Loan Outstanding—		Block Account—	
Due to Public—		Loan Funds—	
(Vide details as shown in Appendix No. 37).	45,00,000 0 0	Property and Assets at original cost as per Appendix No. 36.	28,70,996 12 0
Trust Fund		Trust Fund—	
Donation for construction of a school building at Kurla. 19,066 5 0		Expenditure as per Appendix No. 36.	76,454 7 9
Interest earned during the year 755 0 0		Investment—	
	19,821 5 0	Sinking Fund—	
Surplus—		As per Appendix No. 38	†4,36,304 13 0
Sinking Fund	4,36,304 13 0	Loan Fund—	
Contribution from Trust Fund	76,454 7 9	In Securities ... 18,865 0 0	
Contribution from Government	4,40,000 0 0	In Fixed Deposits ... 20,50,000 0 0	
		In Cash ... 19,959 9 0	
Grand Total	54,72,580 9 9	Grand Total	*20,88,824 9 0

* Includes Rs. 19,821-5-0 being balance on account of Trust Fund.

† For Face, Purchase and Market values of Securities held in the Sinking Funds, please see Appendix No. 41.

G. V. DAMLE,
Ag. Chief Accountant.V. L. GIDWANI,
Municipal Commissioner.

APPENDIX No. 36

EDUCATION FUND

Block Account showing details of Capital Expenditure upto 31st March 1957

	Total Capital Expenditure upto 31st March 1956.	Expenditure during 1956-57.	Total Capital Expenditure upto 31st March 1957.
	Rs.	Rs.	Rs.
(1) Loan Funds City Section			
Works completed (as per Report for 1955-56) ...	20,118	...	20,118
<i>Works Completed.</i>			
(1) Construction of an additional floor over the existing Municipal School Building at DeLisle Road.	1,32,440	4,569	1,37,009
(2) Construction of an additional floor over J. R. Municipal School at Sandhurst Road.	34,015	...	34,015
Total: Works Completed ...	1,86,573	4,569	1,91,142
<i>Works in Progress—</i>			
(1) Construction of School Building on Plot Nos. 50, 51 and 52, Suparihaug Estate.	4,75,513	221	4,75,734
(2) Construction of a ground and two upper floor Buildings for a Gujarati School at Matunga.	1,78,680	...	1,78,680
(3) Construction of a school building at Sion on Plot Nos. 160B to 162A in Scheme No. 6, Sion Matunga Estate.	4,72,971	4,026	4,76,997
(4) Construction of an additional storey over R.C. Urdu School at Mahim.	70,572	643	71,215
(5) Construction of a school building on Plot Nos. 27-29, Scheme 60, Naigaum Estate.	3,75,610	16,992	3,92,602
(6) Construction of a school building on Plots Nos. 150, 151, 152 and 153 in Scheme No. 31, Suparihaug Estate.	89,192	104	89,296
(7) Purchase of Plot No. 96-98 North and 141-13 South, Dadar-Matunga Schemes 5 and 6 including structures thereon for Municipal schools.	56,000	2,44,000	3,00,000
(8) Construction of additional floor over the Sewri Marathi School Building.	48,900	26,915	75,815
(9) Extension of Foras Road Marathi School Building	...	105	105
(10) Construction of a school building on Plots No. 2 and 3 near Mahalaxmi Overbridge.	...	42	42
(11) Extension of school building at Laxminarayan Lane, Matunga.	...	113	113
(12) Extension of Urdu School Building and providing an additional floor over it at Sankli Street (Bullock Hospital).	...	42	42
(13) Construction of a school building at Colaba near Colaba Silk Mills.	...	114	114
Total works in progress ...	17,67,438	2,93,317	20,60,755
Total: City Section ...	19,54,011	2,97,886	22,51,897

APPENDIX No. 36—Contd.

Block Account showing details of Capital Expenditure upto 31st March 1957.

	Total Capital Expenditure upto 31st March 1956,	Expenditure during 1956-57	Total Capital Expenditure upto 31st March 1957.
	Rs.	Rs.	Rs.
Suburban Section			
(1) Construction of a school building at Dr. Ambedkar Road, Pali, Bandra.	50,480	11	50,491
(2) Construction of an additional building in the Petit School compound.	489	...	489
(3) Extension of Municipal Village Marathi School at Old Kurla.	43,479	2,293	45,772
(4) Extension of Municipal Marathi School at Ghatla.	40,759	...	40,759
(5) Construction of an additional floor over the Marathi School at Versova.	6,963	28,542	35,505
(6) Construction of an additional floor over the Municipal Manilal Sunderji School at Vile Parle (West).	47,728	293	48,021
(7) Construction of a new school building over the site of the reclaimed Juhu Tank.	81,657	3,752	85,409
(8) Acquisition of Plot No. 50 T. P. Scheme III Santacruz about 2,500 square yards.	34,519	402	34,921
(9) Construction of a School Building at T. P. Scheme No. III Santacruz.	89	23,106	23,195
(10) Construction of an additional floor over Suren Primary School Building at Andheri	95	53	148
(11) Construction of an additional floor at Station School Kurla	16,174	69,154	85,328
(12) Construction of additional rooms to Municipal School at Danda	82	20,050	20,132
(13) Construction of a new building in place of the existing one at Kherwadi.	..	1,943	1,943
(14) Construction of an additional floor over Municipal Marathi School at Chembur.	..	98	98
(15) Acquisition of land in part of Rajabally Tank at Santacruz about 4008 square yards for a school building.	...	44,765	44,765
Total : Suburban Section ...	3,22,514	1,94,462	5,16,976
DISCOUNT AND OTHER CHARGES ON THE LOANS—			
Discount and other charges on the Loans ...	1,02,124	...	1,02,124
Total : Loan Funds ...	23,78,649	4,92,348	28,70,997
(2) Trust Fund			
(1) Construction of an additional storey over the R. C. Urdu School Building at Mahim.	68,776	...	68,776
(2) Construction of a School Building in T. P. Scheme No. III, Santacruz.	...	7,679	7,679
Total : Trust Funds...	68,776	7,679	76,455
Grand Total...	24,47,425	5,00,027	29,47,452

Note.—Capital Expenditure upto 31-12-1950 is shown in Budget 'A' accounts under III.—Education Primary (Appendix No. 8).

G. V. DAMLE,

Ag. Chief Accountant.

V. L. GIDWANI,

Municipal Commissioner.

APPENDIX No. 37
EDUCATION FUND

Statement showing outstanding loans due by the Municipality, the interest outstanding on 1st April 1956 on the different Loans, the amount payable for the year 1956-57, the amount paid by the State Bank of India, and in Office during that year and the balances outstanding on 31st March 1957.

Particulars of Loans.	Rate of Interest.	Balance due on 1-4-56.	Amount raised in 1956-57.	Total.	Amount repaid in 1956-57.	Balance due on 31st March 1957.	Interest outstanding on 1-4-1956.	Interest payable in 1956-57.	Total Interest due.	Deduct Interest paid by the State Bank of India and in Office.	Outstanding balance on 31st March 1957.
(1)	(2)	(3)	(4)	(5)	(6)	(7)	(8)	(9)	(10)	(11)	(12)
		Rs. a. p.		Rs. a. p.		Rs. a. p.	Rs. a. p.	Rs. a. p.	Rs. a. p.	Rs. a. p.	Rs. a. p.
Loans raised from the Public											
1) The 5 Lakhs Education Loan of 1952	4 per cent.	5,00,000 0 0	...	5,00,000 0 0	...	5,00,000 0 0	1,554 12 0	20,000 0 0	21,554 12 0	14,666 0 0	6,888 12 0
2) The 5 Lakhs Education Loan of 1952-53	4 per cent.	5,00,000 0 0	...	5,00,000 0 0	...	5,00,000 0 0	...	20,000 0 0	20,000 0 0	20,000 0 0	...
3) The 15 Lakhs Education Loan of 1954	4 per cent.	15,00,000 0 0	...	15,00,000 0 0	...	15,00,000 0 0	3,500 0 0	60,000 0 0	63,500 0 0	59,370 8 0	4,129 8 0
4) The 20 lakhs Education Loan of 1955	4 per cent.	20,00,000 0 0	...	20,00,000 0 0	...	20,00,000 0 0	15,602 8 0	80,000 0 0	95,602 8 0	80,493 14 0	15,108 10 0
Loans from Public		45,00,000 0 0	...	45,00,000 0 0	...	45,00,000 0 0	20,657 4 0	1,80,000 0 0	2,00,657 4 0	1,74,530 6 0	26,126 14 0

G. V. DAMLE,
Ag. Chief Accountant.

V. L. GIDWANI,
Municipal Commissioner.

APPENDIX No. 38
EDUCATION FUND

Statement showing the Actual Investments on account of the Sinking Fund of different Municipal Loans upto 31st March 1957, compared with the amounts which should have accumulated upto that date on the basis of the Fixed Instalments and the sums set aside as Sinking Fund as at 31st March 1957.

Name of Loan	Amount raised	When raised	When repayable	Amount of Annual Sinking Fund Instalment	Date when Sinking Fund commenced	Amount of Sinking Fund which should have accumulated upto 31st March 1957 at compound Interest
1	2	3	4	5	6	7
	Rs.			Rs.		Rs. a. p.
<i>4 percent. Municipal Loan (3½ percent. basis).</i>						
5 lakhs Education Loan 1952 ...	5,00,000	3rd September 1952.	1st September 1964	33,756 2	1st September 1953 ...	1,45,933 8 0
5 lakhs Education Loan 1952-53 ...	5,00,000	26th November 1952.	1st September 1967	25,438 0	1st September 1953 ...	1,09,972 0 0
15 lakhs Education Loan 1954 (3½ per cent. basis) ...	15,00,000	16th October 1954.	1st September 1964	51,694 0	1st September 1955 ...	1,07,631 0 0
20 lakhs Education Loan 1955 ...	20,00,000	15th September 1955	15th September 1967	70,723 0	15th September 1956 ...	72,071 0 0
					Total ...	4,35,607 8 0

1.	Amount actually invested upto 31st March 1957				Amount of interest accrued upto 31st March 1957 collected and invested in 1957-58	Total of Columns 5 and 6
	Amount of Sinking Fund invested upto 31st March 1956	Sinking Fund Instalments paid in 1956-57	Interest etc., accumulations invested in 1956-57	Total		
	Rs. a. p.	Rs. a. p.	Rs. a. p.	Rs. a. p.	Rs. a. p.	Rs. a. p.
Sinking Fund ...	2,41,350 15 0	1,81,611 2 0	13,342 12 0	4,36,304 13 0		
In Public Securities as detailed in Appendix No. 41.				4,36,265 5 0		
In Cash ...				39 8 0		
Total ...				4,36,304 13 0	1,463 4 0	4,37,768 1 0

The market value of the securities on 31st March 1957 is Rs. 4,38,558-15-0 as shown in Appendix No. 41 and after adding the Cash Balance of Rs. 39-8-0 the interest accrued on securities amounting to Rs. 1,463-4-0 the total amount of Sinking Fund is Rs. 4,40,061-11-0.

G. V. DAMLE,
Ag. Chief Accountant

V. L. GIDWANI,
Municipal Commissioner.

APPENDIX No. 39
EDUCATION FUND

Statement of Advances for 1956-57

Name of Account.	Opening Balance on 1st April 1956	Debits during 1956-57	Total.	Credits during 1956-57	Closing Balance on 31st March 1957.
	Rs.	Rs.	Rs.	Rs.	Rs.
Municipal Officers:—					
Standing Advances for Contingent expenses	17,418	4,563	21,981	163	21,818
Motor Cars and Motor cycles to officers.	5,420	...	5,420	1,720	3,700
Dishonoured cheques
	22,838	4,563	27,401	1,883	25,518
Sundries Miscellaneous Advances	56,293	4,49,438	5,05,731	4,77,101	28,630
Total.	79,131	4,54,001	5,33,132	4,78,984	54,148

G. V. DAMLE,
Ag. Chief Accountant.

V. L. GIDWANI,
Municipal Commissioner.

APPENDIX No. 39-A

EDUCATION FUND

Statement of Deposit Accounts for 1956-57

Name of Account.	Opening Balance on 1st April 1956	Credits during 1956-57	Total.	Debits during 1956-57	Closing Balance on 31st March 1957.
	Rs.	Rs.	Rs.	Rs.	Rs.
A.—Cash Deposits from Contractors, Tenderers and Municipal Employees ...					
(i) From Contractors	78,007	26,046	1,04,053	37,261	66,792
(ii) From Tenderers	19,541	90,632	1,10,173	76,269	33,904
B.—Cash Deposits from private parties received through Departmental Offices ...		26,541	26,541	7,114	19,427
C.—Other Cash Deposits ...					
(1) Provident Fund Advances etc.	52,784	54,006	1,06,790	53,740	53,050
(2) Pensions	3,904	6,522	10,426	5,072	5,354
(3) Co-operative Societies	12,865	60,539	73,404	68,368	5,036
(4) Interest on Securities of Endowment Funds	9,768	6,468	16,236	6,653	9,583
(5) Interest on other Securities
(6) Income-tax on Establishments	681	6,854	7,535	4,305	3,230
(7) Unpaid Rent	36,126	42,762	78,888	34,535	44,353
(8) Court attachment and departmental dues	646	3,408	4,054	3,758	296
(9) Other Deposits	1,78,066	80,179	2,58,245	1,17,786	1,40,459
(10) Sales Tax	41	685	726	614	112
(11) Unclaimed Wages	68,892	1,51,800	2,20,692	1,55,355	65,337
(12) Municipal Contribution	3,61,370	4,85,584	8,46,954	6,060	8,40,894
D.—Paper Deposits kept in Office ...	11,000	...	11,000	9,500	1,500
E.—Paper Deposits from Contractors Municipal Employees etc.,	33,200	20,000	53,200	5,000	48,200
Wages Deposit Account
Provident Fund Recoveries and Payments	...	26,22,543	26,22,543	26,22,543	...
Total ...	8,66,891	36,84,569	45,51,460	32,13,933	13,37,527

G. V. DAMLE,
Ag. Chief Accountant.

V. L. GIDWANI,
Municipal Commissioner.

APPENDIX No. 39B
EDUCATION FUND

Statement showing 'Interest accrued but not paid' in respect of the following Municipal Loans credited to Suspense Account pending adjustment in their respective years of repayment outstanding on 31st March 1957.

Year of Adjustment	Particulars of Loan	Amount of Interest accrued but not paid outstanding	Date of maturity of loan
		Rs. a. p.	
1953-54	Rs. 5 lakhs Education Loan of 1952-53 ...	1,666 10 8	1-9-1964
1954-55	Rs. 5 lakhs Education Loan of 1952-53 ...	1,666 10 8	1-9-1967
1955-56	Rs. 15 lakhs Education Loan of 1954 ...	5,000 0 0	1-9-1964
1956-57	Rs. 20 lakhs Education Loan, 1955 ...	3,777 12 5	15-9-1967
	Total ...	<u>12,111 1 9</u>	

G. V. DAMLE,
Ag. Chief Accountant.

V. L. GIDWANI,
Municipal Commissioner.

APPENDIX No. 40
EDUCATION FUND

Statement showing the amounts of Receipts and Expenditure respectively credited and debited to the Education Fund during the year 1956-57 and the balance at the credit of the Fund at the close of the year 1956-57 (i.e., 31st March 1957).

		Rs.	a.	p.
RECEIPTS—A.—REVENUE ACCOUNT				
(1) Fees and Fines from Municipal Schools	...	7,18,222	10	6
(2) Contribution towards Primary Education from Municipal Corporation under Section 126C(c) of the Bombay Municipal Corporation Act—				
(i) From Budget 'A'	...	1,09,37,927	0	0
(ii) From Budget 'D'	...	16,31,317	0	0
(3) Contribution from Government under Clause 2(e) of Schedule BBA of the Bombay Municipal Corporation Act	...	30,50,000	0	0
(4) Interest on Endowment and Investments	...	6,003	2	0
(5) Rent and other proceeds of properties	...	9,079	14	6
(6) Interest and Profits on Investments of Surplus, Loan and other balances	...	1,72,230	7	0
(7) Miscellaneous Receipts	...	29,311	4	6
Total—Revenue Receipts	...	1,65,54,091	6	6
RECEIPTS—B.—CAPITAL ACCOUNT				
(1) New Loan
(2) Trust Fund	...	Cr. 420	7	7
(3) Govt. Grant-in-Aid for Primary School Buildings constructed in the merged Suburban area	...	4,40,000	0	0
Total—Capital Receipts	...	4,39,579	8	5
RECEIPTS—C.—SUSPENSE ACCOUNT				
Advances—Municipal Officers—				
(a) Standing Advances for Contingent Expenditure	...	163	4	0
(b) Motor Cars and Motor Cycles to Officers	...	1,720	0	0
(c) Dishonoured Cheques
Advance for purchase of Plant and Machinery	...	3,413	0	0
Sundries—Miscellaneous Advances	...	4,77,101	6	0
State Bank of India and other Local Banks Paper and Cash Account—including paper deposits in office custody				
Sinking Fund (Paper and Cash) Account	...	237	0	0
Endowment Fund (Paper and Cash) Account
Loan Fund (Paper and Cash) Account	...	3,12,018	11	4
Surplus Fund (Paper and Cash) Account	...	1,96,486	4	0
Sundry Deposits (Paper and Cash) Account	...	1,29,14,903	6	0
Deposit Account	...	10,62,026	9	9
Provident Fund Recoveries	...	26,22,542	10	0
Provident Fund Investments	...	7,12,069	0	0
Cash Bills Outstanding
Cheques Payable	...	1,66,13,624	1	7
Wages Deposit Account
Municipal Contribution Receivable	...	1,15,605	15	7
Municipal Contribution Payable (Refundable)
Endowment Fund Account	...	1,226	2	0
Sinking Fund Account—Education	...	1,94,953	14	0
Education Loan Interest Warrant Payable Account	...	1,61,467	4	0
Interest Receivable A/c
Interest accrued but not paid	...	3,777	12	5
Investment of Surplus Monies in Public Securities	...	2,98,500	0	0
Advances from Surplus Monies for financing Capital Expenditure pending raising of Loan.
Total—Suspense Receipts	...	3,56,91,836	4	8

APPENDIX No. 40. (Contd.)

	Rs.	a.	p.
EXPENDITURE—A.—REVENUE ACCOUNT			
A.—General Supervision and Administration ...	2,76,757	0	3
B.—Municipal Primary Schools ...	94,11,402	13	7
C.—Private Primary Schools ...	6,06,455	3	0
D.—Medical Inspection of school children ...	1,25,765	4	0
E.—Enforcement of Compulsion ...	1,574	10	0
F.—Educational Activities ...	8,73,585	12	3
G.—Pension and Provident Fund ...	12,47,845	12	0
H.—Dearness Allowance ...	40,84,701	12	0
I.—New Works ...	37,987	2	0
J.—Debt Charges ...	4,25,180	8	5
Total—Revenue Expenditure ...	1,62,91,255	13	6
EXPENDITURE—B.—CAPITAL ACCOUNT			
(1) Loan Funds ...	4,92,348	9	4
Discount and other charges on New Loan		
(2) Trust Fund ...	7,678	9	5
Total—Capital Expenditure ...	5,00,027	2	9
EXPENDITURE—C.—SUSPENSE ACCOUNT			
Advances—Municipal Officers—			
(a) Standing Advances for contingent expenditure ...	4,563	2	0
(b) Motor Cars and Motor Cycles to Officers		
(c) Dishonoured Cheques		
Advance for purchase of Plant and Machinery ...	1,04,286	14	0
Sundries—Miscellaneous Advances ...	4,49,438	3	11
State Bank of India and other Local Banks Paper and Cash Account—including Paper			
Deposits in office custody			
Sinking Fund (Paper and Cash) Account ...	1,95,190	14	0
Endowment Fund (Paper and Cash) Account ...	1,226	2	0
Loan Fund (Paper and Cash) Account ...	1,571	1	0
Surplus Fund (Paper and Cash) Account ...	5,96,005	0	0
Sundry Deposits (Paper and Cash) Account ...	1,32,45,769	11	4
Deposit Account ...	5,91,390	10	10
Provident Fund Payments ...	26,22,542	10	0
Provident Fund Investments ...	7,12,069	0	0
Cash Bills Outstanding		
Cheques Payable ...	1,65,72,145	10	1
Wages Deposit Account		
Municipal Contribution Receivable ...	4,57,190	8	6
Municipal Contribution Payable (Refundable)		
Endowment Fund Account		
Sinking Fund Account Education		
Education Loan Interest Warrants—Payable Account ...	1,67,116	14	0
Interest Accrued but not paid		
Interest Receivable Account		
Investment of Surplus Monies in Public Securities ...	2,98,500	0	0
Advances from Surplus Monies for financing Capital Expenditure pending raising of Loan		
Total—Suspense Expenditure ...	3,60,19,006	5	8

APPENDIX No. 40 (Contd.)

SUMMARY

Receipts.		Disbursements.
Rs. a. p.		Rs. a. p.
7,31,423 5 11	Balance on 1st April 1956—	
1,65,54,091 6 6	A.—Revenue Account ...	1,62,91,255 13 6
8,39,579 8 5	B.—Capital Account ...	5,00,027 2 9
3,56,91,836 4 8	C.—Suspense Account ...	3,60,19,006 5 8
5,26,85,507 3 7	*Balance on 31st March 1957 ...	5,28,10,289 5 11 6,06,641 3 7
5,34,16,930 9 6	Total	Total ... 5,34,16,930 9 6
Bank's Reconciliation—		Rs. a. p.
*Balance as per Bank's Pass Book ...		7,25,175 6 3
Add—Revenue sent to the Bank on 29th March 1957 but acknowledged on 2nd April 1957. ...		5,18,790 3 0
Less—Uncashed cheques ...		12,43,965 9 3 6,61,470 2 6
Balance as per Day Book (Col. No. 10)		5,82,495 6 9
Balance in Office in Government Promissory Notes etc. ...		Rs. a. p. 1,500 0 0
Balance in Office in Cash ...		22,645 12 10
		24,145 12 10
		6,06,641 3 7

G. V. DAMLE,
Ag. Chief Accountant.

V. L. GIDVANI,
Municipal Commissioner.

APPENDIX No. 41

EDUCATION FUND

*Comparison of Face, Purchase and Market Values at 31st March 1957
of the different Securities held in the Sinking Fund*

Particulars of Securities	Face value	Purchase rate per cent.	Book Value	Market rate per cent.	Value at Market Rate (Municipal Debentures being valued at par)
	Rs.	Rs.	Rs. a. p.	Rs.	Rs. a. p.
4 per cent. Municipal Debentures ...	2,41,500	99½	2,39,688 12 0	Par	2,41,500 0 0
" "	9,500	99½	9,452 8 0	"	9,500 0 0
3 per cent. Conversion Loan, 1946 ...	1,87,000	99½	1,86,532 8 0	"	1,87,000 0 0
" "	400	82½	330 0 0	74.4	297 0 0
3 per cent 1st Development Loan 1970-75 ...	300	87½	261 9 0	87.5	261 15 0
Total ...	4,38,700		4,36,265 5 0		4,38,558 15 0

G. V. DAMLE,
Ag. Chief Accountant

V. L. GIDWANI,
Municipal Commissioner.

**APPENDIX No. 41-A
EDUCATION FUND**

Statement showing the amount of and object for which the endowments held under the Endowment Fund were received from different parties upto 31st March 1957.

Serial No.	Name of Donor.	Object for which endowment is given.	Particulars of Securities.	Face value.	Rate per cent.	Book Value.
1	Smt. Anandibai Keskar	... "Anandibai Keskar Prize" at Dadar Kumbharwada Marathi Girls School ...	3 per cent. Conversion Loan 1946	Rs. 100	Rs. a. Par	Rs. a. p. 100 0 0
2	Bachubai S. Bengalee	... "Bachubai Sorabji Bengalee and Sorabjee Shapurji Bengalee Prizes" at S. S. Bengalee Gujarati Girls' School.	{ 4 per cent. Bombay Port Trust Bonds 3 per cent 1st Development Loan 1970-75	1,000 500	Par 87 3	1,000 0 0 435 15 0 *25 10 0
3	Bai Gulabbai H. Shah Memorial Committee	"Bai Gulabbai Haribhai Shah Prize" at Gujarati Schools	{ 3 per cent. Conversion Loan 1946 3 per cent 1st Development Loan 1970-75	900 300	Par 87 3	900 0 0 261 9 0
4	Bai Kashibai Itchhashankar Joshi	... "Bai Kashibai Itchhashankar Joshi Prizes" at Bhuleshwar Gujarati Girls' School.	3 per cent. Non-terminable Loan 1896-97	1,300	...	1,202 0 0
5	Mr. Mathuradas Tricumdas and Sheth Vithaldas Damodar Govindjee, Trustees.	"Bai Nandubai d/o Ruttansey Raghavji <i>alias</i> Bai Gunvantibai w/o Chhabildas Chutarbhoy Bhagat's scholarships" at Gujarati Girls Schools.	2½ per cent. Govt. Loan 1961	4,200	Par	4,200 0 0
6	Mr. Ramdas Madhavji	... Behn Manjula d/o Ramdas Madhavji Memorial Fund" for distributing laharies at Bhuleshwar Gujarati Girls' School.	{ 3 per cent. Conversion Loan 1946 3½ per cent. Bombay Municipal Debentures 1947	2,500 500	Par 99 4	2,500 0 0 496 4 0
7	Dr. Blaney Memorial Fund	... "Dr. Blaney Prize"	{ 3 per cent. 1st Development Loan 1970-75 do.	1,100 600	98 8½ 87 3	1,083 13 6 523 2 0 *25 10 0
8	Mr. Nawrosji Sorabji Bengalee, son of Meherbai Kola and late students and sympathisers etc., of the S.S. Bengalee Gujarati Girls' School.	"Golden Jubilee of the S. S. Bengalee Gujarati Girls' School Trust Fund" and "Nowrosji Bengalee Trust Fund" scholarship prizes, etc., at S. S. Bengalee Gujarati Girls' School.	{ 4 per cent. Bombay Municipal Debentures 1954 3 per cent 1st Development Loan 1970-75 3 per cent. Conversion Loan 1946	3,500 300 1,900	99 12 87 3 Par	3,491 4 0 261 9 0 1,900 0 0
9	Harkisondas Brijlal Memorial Committee.	"Harkisondas Brijlal Prize" at Buddiwardhak. Gujarati Boys' School	{ 3 per cent. Conversion Loan 1946 3 per cent, 1st Development Loan 1970-75	500 200	Par 87 3	500 0 0 174 6 0 *12 13 0
10	The Anjaria Memorial Fund Committee	... "Himatlal Ganeshji Anjaria Scholarship" to teachers under training	{ 3 per cent. Conversion Loan 1946 3 per cent, 1st Development Loan 1970-75	1,200 500	Par 87 3	1,200 0 0 435 15 0
11	Messrs. Jairajbhoy Peerbhoy and Noormahomed Jairajbhoy Peerbhoy.	"Jairajbhoy Peerbhoy Gujarati Girls' School Fund"	{ 4 per cent. Bombay Municipal Debentures 1954 3 per cent. Conversion Loan 3 per cent. 1st Development Loan (1970-75)	2,000 15,000 400	99 12 Par 87 3	1,995 0 0 15,000 0 0 348 12 0 *56 4 0
12	Executors of the will of the late Jeshtaram Premji.	... "Jeshtaram Premji School Trust Fund"	{ 3 per cent. Conversion Loan 1946 4 per cent. Bombay Municipal Debentures (180 lacs) 1954 4 per cent. Bombay Port Trust Bonds (1913) 2½ per cent. Govt. Loan 1961 3 per cent. Conversion Loan 1946	9,100 4,500 500 400 5,400	Par 99 12 116 0 98 14 100 4	9,100 0 0 4,488 12 0 580 0 0 395 8 0 5,413 8 0
13	Bai Jivkore Lallubhai	... "Bai Jivkore Lallubhai Scholarship and Prizes" at S. S. Bengalee Gujarati Girls' School.	{ 11 Ordinary shares of Rs. 500 each in Commercial Ahmedabad Mills Co. Ltd. 3½ per cent. Bombay Municipal Debentures, 1977 3% Conversion Loan 1946	5,500 2,500 1,600	Par 87 2 82 8	5,500 0 0 2,178 2 0 1,320 0 0

		3½ Bombay Municipal Debentures (1.25 Crores Loan Rep. 1977)	2,000	98 8	1,970 0 0	
		{ 3 per cent. Conversion Loan 1946	1,800	80 9	1,450 2 0	
14	Residents of Girgaum Locality	... "Khunshedbai Byramji Wadia Prize" for Municipal Girgaum Gujarati School	{ 3 per cent. Bombay Municipal Debentures Rep. 1977	500	98 2	490 10 0
		{ 3 per cent. 1st Development Loan 1970-75	100	87 3	87 3 0	
15	Lord Hardinge Birth day Celebration Committee.	... "Lady Hardinge Prize" at Municipal Schools	{ 3 per cent. 1st Development Loan (1970-75)	1,200	98 8½	1,182 6 0
		{ 3 per cent. 1st Development Loan 1970-75	900	87 3	784 11 0	
16	The Limaye Satkar Mandal.	... "Limaye Prize" at Municipal Marathi Schools	{ 3 per cent. Conversion Loan 1946	500	Par	500 0 0
		{ 3 per cent. 1st Development Loan 1970-75	100	87 3	87 3 0	
17	Mr. Bhagwandas Madhavdas Raghunathdas.	... "Madhavdas Raghunathdas Prize" to girls of S. S. Bengali Gujarati Girls' School.	{ 3 per cent. Conversion Loan 1946	500	Par	500 0 0
		{ 3 per cent. 1st Development Loan 1970-75	100	87 3	87 3 0	
18	Bai Janabai Rokde	... "Madhavrao Rokde Free School Endowment and Trust Fund"	{ 3 per cent. 1st Development Loan (1970-75)	20,000	98 8½	19,786 4 0
		Do, do.	300	87 3	261 9 0	
		{ 3 per cent. Conversion Loan 1946	200	101 8	208 0 0	
		{ 3 per cent. Conversion Loan 1946	100	82 8	82 8 0	
		{ 4 per cent. Bombay Municipal Debentures 1954	7,500	99 12	7,483 4 0	
19	Ratansee Mulji	... "Manekbai Ratansi Mulji Prize" at Ratansi Mulji Gujarati Boys' School	{ 4 per cent. Bombay Port Trust Bonds	1,000	Par	1,000 0 0
		{ 3 per cent. 1st Development Loan 1970-75	300	82 3	261 9 0	
20	Municipal Gulabai Central Gujarati Girls' School Diamond Jubilee Memorial Committee.	... "Municipal Gulabai Central Gujarati Kanyashala Diamond Jubilee Memorial Fund" for imparting education in tailoring, cutting and sewing.	3 per cent. Conversion Loan 1946	5,200	Par	5,200 0 0
21	Bai Navalbai d/o. Raghunathdas Gopaldas	... "(Navalbai) The Nagardas Raghunathdas scholarship" at Nagardas Raghunathdas Gujarati Boys' School.	{ 4 per cent. Bombay Port Trust Bonds	2,500	Par	2,500 0 0
		{ 3 per cent. 1st Development Loan 1970-75	500	87 3	435 15 0	
22	Messrs. Raghunathdas Gopaldas, Dharamdas Tai- bhavandas, Ranchhodas Dharamdas and Ishwar- das Lakhmidas.	... "The Nagardas Raghunathdas Gujarati Boys' Scholarships and Endowment" at Nagardas Raghunathdas Gujarati Boys' School.	3 per cent. Conversion Loan 1946	23,000	Par	23,000 0 0
23	Gujarati Teachers Association	... "Prof. N. G. Welinkar Prizes" to Pupils of Gujarati Schools	{ 3 per cent. Conversion Loan 1946	1,000	94 5	943 2 0
		{ 3 per cent. 1st Development Loan 1970-75	400	80 3	348 12 0	
24	Executors of the Estate of the late Mr. Nowrojee Sorabjee Bengalee J. P.	... "Nowrojee Sorabjee Bengalee Prize" at S. S. Bengalee Municipal School	{ 3 per cent. Conversion Loan 1946	2,000	Par	2,000 0 0
		{ 3 per cent. 1st Development Loan 1970-75	300	87 3	261 9 0	
25	Jagjivan Raisay Raja Nephew of Paramand Raja	... "The Paramanand Raja Endowment Fund"	3 per cent. Conversion Loan 1946	13,800	Par	13,800 0 0
26	Parwatibai Dwarkadas Tribburandas	... "Bai Parwatibai Dwarkadas Prize" at Bhulehhwar Gujarati Girls' School.	3 per cent 1st Development Loan (1970-75)	200	87 3	174 6 0
27	The Trustees of Bai Padmabai Trust	... "The Padmabai Quran Sharif Urdu School Trust Fund"	3 per cent. Conversion Loan 1946	6,500	Par	6,500 0 0
28	Sir Currimbhoy Ibrahim, Bart.	... "The Rafiqulla Currimbhoy Training Institution Scholarships" at Imamwada Urdu School.	{ 4 per cent. Bombay Municipal Debenture 1954 (180 Lakhs)	17,000	99 12	16,957 8 0
		{ 3 per cent. Conversion Loan 1946	1,000	Par	1,000 0 0	
		{ 3½ per cent. Bombay Municipal Debentures, 1977	8,500	87 2 0	7,805 10 0	
29	Mr. Laldas Prabhudas	... "Bai Rambhabai Laldas Prabhudas Girls' School Scholarship and Endowment and Trust Fund" for Bai Rambhabai Laldas Prabhudas Girls' School.	4 per cent. Bombay Port Trust Bonds	10,000	Par	10,000 0 0

* Represents balance in Cash with the State Bank of India

APPENDIX No. 41A—(concl'd.)

EDUCATION FUND

Serial No.	Name of Donor	Object for which endowment is given.	Particulars of Securities	Face value.	Rate per cent.	Book Value.	
				Rs.	Rs. a. Par	Rs. a. p.	
30	Mr. Rattansee Mulji	... "Rattansee Mulji Scholarship and Endowment Fund" at Ratansee Mulji Gujarati Boys' School.	4 per cent. Bombay Port Trust Bonds	10,000	Par	10,000	0 0
31	Bai Walibai w/o Vallabhadas Vishram Mowji	... "Bai Walibai Vallabhadas Endowment Fund"	4 per cent. Bombay Municipal Debentures	29,000	Par	29,000	0 0
32	S. B. Pendurkar Memorial Mitra Mandal	... "S. B. Pendurkar Memorial Prizes" at Municipal Marathi Schools	{ 3 per cent. Conversion Loan 1946 3 per cent. 1st Development Loan 1970-75	600 200	87 3	600 174 6	0 0 0 0
33	Kashalkar Satkar Committee	... "Shantabai Kashalkar Prizes" at Municipal Marathi Schools	{ 2½ per cent. Loan 1961 4 per cent. Bombay Municipal Debentures (180 lacs... 1954)	400 3,000	99 0 99 12	396 0 2,992 8	0 0 0 0
34	Sheth Dwarkadas Tribhuvandas, J.P.	... "Sheth Dwarkadas Tribhuvandas J.P., Garba Party Lahani Trust Fund" at Bhuleswar Gujarati Girls' Schools	{ 4 per cent. Bombay Municipal Debentures 4½ per cent. Ghatkopar Kirol Debentures 3 per cent. 1st Development Loan 1970-75	2,500 500 300	Par Par 87 3	2,500 500 261 9	0 0 0 0 0 0
35	Sheth Dwarkadas Tribhuvandas, J.P.	... "Sheth Dwarkadas Tribhuvandas Prizes" at Walkeshwar group of schools	{ 4 per cent. Bombay Municipal Debentures (180 lacs... 1954) 4½ per cent. Ghatkopar Kirol Debentures 3 per cent. 1st Development Loan 1970-75	3,000 500 200	99 12 Par 87 3	2,992 8 500 0 174 6	0 0 0 0 0 0
36	Teachers and Pupils of the Municipal S.S. Bengali Gujarati Girls' School.	... "S. S. Bengali Gujarati Girls' School Trust Fund" prize at S. S. Bengalee Gujarati Girls' School.	{ 3 per cent. Conversion Loan 1946 3 per cent. 1st Development Loan 1970-75	100	97 10	97 10	0 0 0 0
37	Mr. Virji Peraj, Managing Trustee of the Peraj Padamsi Lohana Girls' School.	... "The Thakkar Peraj Padamsi Lohana Kanyashala Trust and Endowment Fund."	4 per cent. Bombay Municipal Debentures (180 Lacs 1954)	8,000	99 12	7,980 0	0 0 *20 0 0
38	Primary Teachers' Association	... "R. S. Taki Scholarship and Prizes"	{ 3 per cent. Conversion Loan 1946 3 per cent. 1st Development Loan 1970-75	1,100 300	Par 87 3	1,100 261 9	0 0 0 0
39	Vishnupant Pagnis Satkar Samiti Bombay	... "Vishnupant Pagnis Prizes"	{ 3 per cent. Conversion Loan 1946 3 per cent. 1st Development Loan 1970-75	1,500 300	Par 87 3	1,500 261 9	0 0 0 0
40	Pupils and Teachers in Municipal Schools	... "War Loan Prizes"	{ 3 per cent. 1st Development Loan (1970-75) 3 per cent. Conversion Loan 1946 4 per cent. Bombay Municipal Debentures 180 lacs 1954	400 3,500 1,500	87 3 Par 99 12	348 12 3,500 0 1,496 4	0 0 0 0 *52 8 0
41	Mr. Lallubhai Trimbakram, Executor of the Will of Bai Matubai Ratansi Dhanji.	... "Matubai Ratansi Dhanji Gujarati School Endowment Fund"	3½ per cent. Bombay Municipal Debentures 1977	50,000	Par	50,000	0 0
42	Smt. S. Dallas	... "Dallas Fund" Monetary help to the staff of Education Officer's office and Gujarati Teachers until the Corpus of the fund is wiped out.	3 per cent. Conversion Loan 1946	6,100	80 9	4,914 5	0 0
43	The Society for the promotion of Education among the masses known as the Dadabhoy Nowroji Poor Boys Seminary.	... Donation for the promotion of Education among the masses	3 per cent. Conversion Loan, 1946	8,000	Par	8,000	0 0
44	Mr. Mukund Sadashiv Patil	... "Sadashiv Harishchandra Patil Prize Fund"	3 per cent. Conversion Loan, 1946	500	"	500	0 0
45	Trustees of the Estate of the Late N. P. Vakij	... "Sir Nowroji Pestonji Vakij Scholarship Fund" for depressed class pupils.	{ 3 per cent. Conversion Loan, 1946 3 per cent. 1st Development Loan 1970-75 4 per cent. Bombay Municipal Debentures (180 lacs) 1954	4,500 200 500	" 87 3 99 12	4,500 174 6 498 12	0 0 0 0 0 0
46	Messrs. Nareyan Ramchandra Deo and Atmaram Ramchandra Deo.	... "The Ramchandra Sitaram Deo alias Balu Bhatji Prize Fund"	3 per cent. Conversion Loan, 1946	500	Par	500	0 0
47	Prof. V. G. Rao	... Prof. V. G. Rao's Scheduled Class Scholarships	3 per cent. Conversion Loan, 1946	400	"	400	0 0
48	Smt. Monoramabai Govindrao Kulkarni	... "Manoramabai Govindrao Kulkarni Prize"	3 per cent. Conversion Loan, 1946	300	82 8	247 8	0 0

49	Diwan Bahadur G. S. Rao	... "Diwan Bahadur G. S. Rao Prize"	... 12 Years, Post Office National Savings Certificates	200	Par	200 0 0
50	The Secretary, Municipal Marathi Teachers' fund.	... Shikshak Fund Prizes to children of Municipal Teachers' from the Marathi side.	... { 3½ per cent. Bombay Municipal Debentures 3 per cent. Conversion Loan 1946	2,500 300	87 82 8	2,175 0 0 247 8 0 *77 8 0
51	Executor of the Will of the late Shri D. H. Bondre.	... D. H. Bondre Prizes to backward class students.	... { 3½ per cent. Bombay Municipal Debenture 1977 3 per cent. Conversion Loan 1946 3% 1st Development Loan 1970-75	1,000 100 100	87 82 8 87 3	870 0 0 82 8 0 87 3 0 *15 5 0
52	Trustees of the late Sheth Laldas Prabhudas Kothari	... Distribution of prizes, sweetmeats etc. to students of Rambhabai School, in the name of Bai Rambhabai Laldas Kothari	3 per cent. Conversion Loan 1946	1,700	Par	1,700 0 0
53	Shri Laldas Jannadas	... Laldas Jannadas Prize to the pupil Standing first in fourth Standard Examination from each side by rotation	4 per cent. Bombay Municipal Debentures (180 Lakhs) (1954)	1,000	99 12	997 8 0 *2 8 0
54	Shri N. V. Bandukwala on behalf of Shri S. Saifuddin owner of Badri Mahal	... Badri Mahal Scholarship to the pupil standing first in annual examination of Std. V, of each side by rotation	4 per cent. Bombay Municipal debentures (180 lacs) 1954	1,000	99 12	997 8 0 *2 8 0
55	The Secretary R. V. Paulekar's 71st Birthday Celebration Committee	... 'R. V. Paulekar Prizes' to the Children of Municipal Primary Teachers securing highest percentage of marks in the S. S.C. & P.S.C. Examinations	4% Bombay Municipal Debentures (180 lakhs) 1954 3% 1st Development Loan 1970-75	2,500 200	99 12 87 3	2,493 12 0 174 6 0 *67 2 0
56	Shri S. K. Bhiwandkar retired Superintendent of Municipal Marathi Schools	... Cash Prize to a pupil from Municipal School standing first in the P. S.C. Examination and joining a Secondary School in that year.	4% Bombay Municipal Debentures, 1953	1000	99 4	992 8 0 *8 8 0
				Total	3,46,500	3,41,037 10 6 * 986 0 8
				Grand Total	...	3,42,023 11 2

* Represents balance in cash with the State Bank of India.

G. V. DAMLE,
Ag. Chief Accountant.

V. L. GIDWANI,
Municipal Commissioner.

ASSESSMENT AND COLLECTION

Shri I. N. Mehta, B.A., was in charge of the department throughout the year except for the period 1st May 1956 to 12th June 1956 when Shri A. W. Shanbhag, G.D.A., acted as Assessor and Collector.

Rates of Taxation.—The rates of taxation on lands and buildings continued to be the same as in the preceding year, *viz.*, general tax (including fire tax) at 17½ per cent, water tax at 3½ per cent, and halalkhcre tax at 3 per cent. The tax on vehicles and animals was levied at the maximum rates mentioned in Schedule C. The rates charged for the supply of water by meter measurement continued to be the same as in the previous year. These rates ranged between annas 12 and Rs. 2-6-0 per 1,000 gallons according to the class of properties the minimum rate being charged to Government and the maximum to the Race Course premises.

Properties.—The total number of properties on the 31st March 1957, was 54,733 as shown in Appendix 'A'. Out of these properties, 51,369 were assessed to general tax and 2,238 were exempted from it under Section 143(1)(a) of the Bombay Municipal Corporation Act. Vacant lands owned by Government are not assessed till they are beneficially occupied, while Railway lands are assessed in lump. The number of Municipal properties exempted from general tax under Section 143(a)(g) of the Bombay Municipal Corporation Act during the year was 1,126.

Properties newly erected, demolished and enlarged during the year numbered 793, 587 and 726, respectively, the corresponding figures for the year 1955-56 being 675, 703 and 721. The number of single room tenements, double room tenements and flats in the City on the 31st March 1957, was 2,72,273, 76,259 and 59,565, respectively.

Rateable Value.—The rateable value of all the properties in the City on the 31st March 1957, was Rs. 25,74,42,662 as against Rs. 25,20,61,126 on the 31st March 1956. It worked out to Rs. 110-10-11 per head of population of 23,25,945 as per the census of 1951 of the City proper against Rs. 108-5-11 in the preceding year. In 14 cases, the rateable value was increased by more than Rs. 2,000 in each case.

Vehicles and Animals.—Particulars of vehicles and animals taxed during the year (exclusive of those tax under the Public Conveyance Act) and those taxed under the Public Conveyance Act are given in Appendices 'E' and 'F', respectively.

Under Section 185 of the Bombay Municipal Corporation Act, wheel tax in respect of vack-victorias, labour carts (without pneumatic tyres) and hand-carts (without pneumatic tyres) ordinarily leviable at Rs. 112, Rs. 40 and Rs. 8 per annum, respectively, was compounded for the calendar year 1957-58 at Rs. 100, Rs. 35 and Rs. 6, respectively (*vide* Standing Committee Resolution No. 2357, dated the 16th January 1957), for the reason that the owners of these vehicle were required to pay the tax for the whole year in advance *vide* Section 198 of the Bombay Municipal Corporation Act) instead of quarterly as in the case of other vehicles.

Bills.—The total number of bills in respect of property taxes and wheel tax issued during the year was 1,12,792 and 1,24,956, respectively, of which 1,08,334 and 1,16,801, respectively, were for 1956-57 and 4458 and 8,155 respectively, for previous years.

Total demand, collection and outstanding of all taxes for the previous years and for the year 1956-57.

(Annas and pies omitted. Amount above annas eight are taken as full rupee and those below annas eight omitted).

Year.	Particulars.	Outstanding on 1956.	Amount of bills issued including Government and B.P.T. contributions and drawback admissible during the year 1956-57.	Gross demand or total issue.	Amount of bills recalled and cancelled and drawback admissible.	Net demand.	Collection in 1956-57.	Outstandings on 1-4-1957.	Percentage of outstanding to net demand.
Previous years	... Property	... 1,90,22,395	64,39,365	2,54,61,760	33,92,367	2,20,69,393	1,46,57,246	74,12,147	33.59
1956-57	... Do.	...	7,42,74,666	7,42,74,666	55,37,528	6,87,37,138	5,62,44,806	1,24,92,332	18.17
	Total	... 1,90,22,395	8,07,14,031	9,97,36,426	89,29,895	9,08,06,531	7,09,02,052	1,99,04,479	21.92
Previous years	... Wheel Tax	... 18,82,976	2,60,824	21,43,800	4,80,916	16,62,884	7,47,693	9,15,191	55.04
1956-57	... Do.	...	46,24,673	46,24,673	1,26,795	44,97,878	35,37,497	9,60,381	21.35
	Total	... 18,82,976	48,85,497	67,68,473	6,07,711	61,60,762	42,85,190	18,75,572	30.44
	Grand Total	... 2,09,05,371	8,55,99,528	10,65,04,899	95,37,606	9,69,67,293	7,51,87,242	2,17,80,051	22.46

The percentage of recovery to the total net demand during the year was 77.94.

Total net demand, collection and outstandings compared with those for the previous two years.

Year.	Total net demand.	Collection.	Percentage.	Outstanding.	Percentage.
	Rs.	Rs.		Rs.	
1956-57	9,69,67,293	7,51,87,242	77.54	2,17,80,051	22.46
1955-56	9,46,66,942	7,37,61,121	77.92	2,09,05,371	22.08
1954-55	8,93,11,846	6,86,50,431	76.87	2,06,61,415	23.13

Particulars of Outstanding.

Particulars.	Amount outstanding on 31-3-1957
	Rs.
(1) (a) Government Contribution (sum in lieu of general tax from 1st April 1937 to 31st March 1948 under Section 144)	10,45,439
(b) Government property taxes and water charges by measurement	7,60,289
(c) Amount due by Government Departments, other Government Officers, etc.	2,39,018
(d) Amount due from the Deputy Custodian of Evacuee Property	2,94,391
(2) Central Railway	1,161
(3) Western Railway	4,816
(4) Bombay Port Trust	1,22,933
(5) Bombay Municipal Corporation (Improvements)	3,64,432
(6) Mills (Textile)	4,66,284
(7) Amount involved in complaints on account of which the rateable values and taxes had not become final during the year	54,57,032
(8) Amount of bills issued at the end of the year on account of revision proposals under Section 167j	35,21,871
(9) (a) Amount involved in Suits filed or which are being filed	13,72,251
(b) Amount payable by the Court Receiver or Official Assignee	4,46,289
(c) Amount involved in disputes regarding water tax or water charges	9,21,882
(d) Amount involved in Appeals against rateable values	13,39,284
(e) Amount due in respect of properties occupied on flat-ownership basis... ..	11,55,166
(f) Amount due by ratepayers to whom time is allowed to pay by instalments	4,31,033
(g) Amount due by other ratepayers	38,36,480
Total Rs.	2,17,80,051

As regards 1(a), out of the total outstandings of Rs. 10,45,439, a sum of rupees 8,39,227 is due in lieu of general tax payable by Government in respect of Central Government properties. This payment was withheld on the ground that the tax paid at the enhanced rate in the past was refundable. The Central Government have since made it clear that they have no intention to claim refund of the tax paid and the payment is also expected shortly. The balance of Rs. 2,06,212 is payable by the State Government and the amount is expected early.

As regards (b) and (c), payment was not made before 31st March 1957, though the demand was pressed.

As regards (d), the Deputy Custodian of Evacuee Property pays as and when funds permit.

As regards 2, 3 and 4, payment of the balances was not made before the 31st March 1957.

As regards 5, the amount awaits adjustment by the Estate Agent and Land Manager.

As regards 6, the complaints against the revised assessment made under Section 167 on account of additions, alterations, etc., could not be investigated before the 31st March 1957, due to the investigation of the general complaints. Payment will be received when the complaints, which are now being investigated, are disposed of.

As regards 7, the complaints against the revised assessment made under Section 167 on account of the additions, alterations, etc., to several properties in the last quarter of the year could not be investigated before the 31st March 1957, due to the investigations of the general complaints under Section 162 for the year 1957-58, received during the period between the 20th December 1956, and the 14th January 1957. Every year, complaints against revised assessment are required to be investigated after the 1st of April. Thus, a sum of Rs. 54,57,032 was not an effective demand, though the bills had to be issued in conformity with the provisions of the Act.

As regards 8, bills amounting to Rs. 35,21,871 were issued in March 1957. These bills could not be served and recovered in that month and hence the amount is carried over to the year 1957-58.

As regards 9, the amount of Rs. 95,02,385 is involved as under:—

(a) Amount involved in suits filed or which are being filed	Rs. 13,72,251
(b) Amount payable by the Court Receiver or Official Assignee	4,46,289
(c) Amount involved in disputes regarding water tax or water charges	9,21,882
(d) Amount involved in appeals against rateable values	13,39,284
(e) Amount due in respect of properties occupied on flat-ownership basis	11,55,166
(f) Amount due by ratepayers to whom time is allowed to pay by instalments	4,31,033
(g) Amount due by other ratepayers	38,36,480
	Rs. 95,02,385

As for item (e), there are peculiar legal difficulties involved in effecting recoveries from flat-owners and the only alternative is to attach properties in some cases under Sections 203 and 206 of the Bombay Municipal Corporation Act.

Miscellaneous Receipts.—Miscellaneous receipts realised from notices of demand, distress warrants battaki fees, inspection fees and other items amounted to Rs. 48,171-14-9 against Rs. 51,058-5-3 in the preceding year.

Meter Hire.—Receipts from meter hire amounted to Rs. 1,23,970 against Rs. 1,09,426-6-0 in the previous year. Rs. 56,809-1-4 remained to be collected at the close of the year.

Exemption.—The amount of full exemption allowed in respect of general tax on properties entitled to such exemption under Sections 143(1a) (1-b) and the amount of partial exemption under Sections 144(3) and 145(3) aggregated Rs. 32,56,338-5-0 on the 1st April 1956, against Rs. 31,51,215-15-0 during the preceding year. The increase was due to enhancement to rateable values. Exemption from payment of general tax in 17 cases was discontinued as the circumstances in which it was allowed had changed and there was no justification for continuing it.

Drawback and Refund.—The statements in Appendix 'C' show the particulars of drawback and refund claims dealt with during the year and the preceding two years.

Complaints and Appeals against rateable values.—There were 1,628 complaints under Section 167 of the Act against assessments amounting to Rs. 2,12,82,666 fixed during the currency of the year and 1,804 complaints under Section 162 against original assessments amounting to Rs. 1,53,47,067. The assessments were, on investigation of the complaints, reduced to Rs. 1,84,31,010 and Rs. 1,49,77,708, respectively, the reduction amounting to Rs. 28,57,656 and Rs. 3,69,359 gives a percentage of 13.42 and 2.40, respectively.

There were 24 appeals against rateable values revised under Section 162(2) of the Municipal Act. Of these, 2 were settled out of Court and 22 were pending.

Suits.—No fresh suits for recovery of taxes were filed in the year under report, but in one case, the Standing Committee's sanction was obtained to file a suit. Out of the 17 cases where the Standing Committee's sanction was obtained and suits filed prior to 1-4-1956, 7 cases were pending before the Court, in 5 cases decrees were obtained and in 5 cases suits are yet to be filed. As per the amended provisions of Section 203 of the Bombay Municipal Corporation Act, action to attach the immovable property of a defaulter is being resorted to with a view to effecting early recovery of the bills. In 14 cases, properties were attached and the arrears of taxes amounting to Rs. 1,25,957-4-1 were recovered. In several other cases, this action is in progress.

Riot Tax.—Total amount of riot taxes collected during the year comes to Rs. 11,722-2-0.

Urban Immoveable Property Tax.—The rates of taxation continued to be the same as in the preceding year, i.e., 5 per cent. in the case of building and lands, the rateable values of which were above Rs. 2,000 in each case and 2½ per cent. in the case of buildings and lands, the rateable values of which were Rs. 2,000 and below but not less than Rs. 500. Properties having value of less than Rs. 500 per annum each continued to be exempted. The arrears of the tax as on the 1st April 1956, were Rs. 44,81,738-0-9 which was reduced to Rs. 43,34,684-14-9 on account of amendments. Out of this amount, a sum of Rs. 25,27,191-15-4 was collected leaving a balance of Rs. 18,07,492-15-5 at the close of the year. The demand in respect of the tax for the year 1956-57 was Rs. 1,07,44,677-2-9, collection Rs. 85,78,404-9-0, drawback allowed Rs. 171-4-0, while Rs. 21,66,272-9-9 remained outstanding at the close of the year. The total collection of Urban Immoveable Property Tax thus amounted to Rs. 1,11,05,596-8-4 during the year under report.

GENERAL REMARKS.

The matter as regards assessment of the Railway properties (Central and Western) for the quinquennium 1949-54, to be determined in accordance with the directions of the late Shri Justice Rangnekar, is under correspondence with the Railway Administrations. As regards the assessment for the quinquennium 1954-59, necessary particulars have been called for from them.

The Assessment of the B. P. T. properties for the quinquennium, 1944-49, according to Shri Justice Lokur's report, is still pending. A representation in this behalf has been made to the Central Government and matter is under correspondence.

Enquiry regarding the rateable value to be fixed in respect of the State Government and the Central Government properties for the quinquennium 1954-59 is before Shri Pestonji P. Kapadia, F.R.I.B.A. (Lon.), B.A., B.E. (Civil), M.I. Struct. E. (Lon.), M.I.E. (India), J.P., who is appointed for the purpose vice Corporation Resolution No. 817, dated the 11th November 1954 and the Award is expected to be given by him shortly.

With regard to the Central Government properties enjoying exemption from the levy of general Tax under Article 285 of the Constitution, the Central Government have agreed to pay with effect from the 1st April 1954, the charges for specific services rendered by the local authorities and as directed by the Central Government, the State Government have been requested to fix the percentage of such charges payable in lieu of the general tax.

The Central Government have contended that under Articles 285 of the Constitution, their properties were not liable to be charged general tax at a rate higher than that prevailing immediately before the 1st April 1937, and the matter was referred to the Solicitors, Messrs. Crawford Bayley & Co., for stating a case for the High Court's decision. Before however, the necessary steps were taken by the Solicitors, the Central Government agreed to pay the tax at the enhanced rate from the 1st April 1948, and also intimated their decision not to claim refund of the tax paid at the enhanced rate for the period prior to the 1st April, 1948. In view of this decision of the Central Government, payments withheld by them are expected to be received shortly and when they are received, the question of stating a case will be dropped.

Tax amounting to Rs. 7,034-10-6 representing a charge on 443 race horses from November 1956, to March 1957, was recovered through the Western India Turf Club as against Rs. 8,470-14-0 during the preceding year.

Tax collected on hand carts and bullock carts for the year 1956-57 amounted to Rs. 95,359-3-0 as against Rs. 96,839-6-0 in the preceding year.

I. N. MEHTA,
Assessor and Collector.

APPENDIX " A "

Classification of properties according to user

Serial No.	Particulars	Total No.	Approximate Rateable Value (in lacs of Rupees)
1	Building for residential purposes	36,409	1441.67
2	Buildings for business purposes	3,726	273.01
3	(a) Mills (Textile)	80	146.09
	(b) Mills (Oil & ors.)	103	19.11
4	Factories	886	99.52
5	Petrol Pumps and Service Stations	131	6.26
6	Stables	60	3.81
7	Garages (Separately assessed)	1,303	8.61
8	Godowns	2,105	95.80
9	Docks	8	58.22
10	Religious properties (Temples, Mosques, etc.)	875	11.69
11	Properties occupied for Charitable purposes.	204	7.91
12	Educational Institutions	291	53.12
13	Gymnasia, Play-grounds, etc.	173	6.53
14	Cinema Theatres, Studios etc.	74	27.41
15	Wells, Tanks, Urinals, etc.	639	2.67
16	Markets	77	26.54
17	Quarries	3	26
18	Salt pans	80	1.25
19	Hospitals and Asylums	95	22.40
20	Lands	1,761	20.72
21	Properties and lands belonging to Government, Railways and Port Trust	5,650	241.83
	Total	54,733	2574.43

APPENDIX ' B '

Rateable Value with the gross return of the property taxes.

(IN LAKHS OF RUPEES)

Year	Net rateable value	General Tax		Water tax including water charges by meter measurement		Halalkhor Tax		Total of taxes
		Rate	Return	Rate	Return	Rate	Return	
		Per cent		Per cent		Per cent		
1952-53	2199.09	17½	357.49	3½	153.16	3	61.91	572.56
1953-54	2343.85	"	383.10	"	170.77	"	66.17	620.04
1954-55	2498.48	"	421.86	"	181.66	"	73.05	676.57
1955-56	2520.61	"	414.13	"	192.17	"	72.08	678.38
1956-57	2574.43	"	420.86	"	192.65	"	73.87	687.38

APPENDIX "C"

Growth of Assessment during the past five years.

(IN LAKHS OF RUPEES).

Year.	Original Assessment Rateable Value, as fixed on 20th December.	Assessment after disposal of complaints and accounting for T.W.Rs. from December to February.	Amount of subsequent reduction during the year on account of demolitions and complaints.	Subsequent New buildings, enlargement etc.	Final Assessment Rateable Value.	Increase Final difference over the preceding year's assessment.	CLASSIFICATION OF RATEABLE VALUE.	
							Chargeable to General Tax.	Exempted from General Tax under Sec. 143(1) (a) & (b), etc.
1952-53	2073.21	2137.31	48.30	110.08	2199.09	98.55	2014.03	185.06
1953-54	2157.16	2247.75	40.75	136.85	2343.85	144.76	2158.29	185.56
1954-55	2264.33	2343.95	71.51	226.04	2498.48	154.63	2326.67	171.81
1955-56	2384.97	2496.33	55.80	80.08	2520.61	22.13	2343.08	177.53
1956-57	2477.02	2518.85	33.31	88.89	2574.43	53.82	2371.06	203.37

APPENDIX "D"

Classification of Properties according to Rateable Values

Rateable Value	No. of properties
Below 200	7,125
Between 201 to 300	2,836
Between 301 to 400	2,511
Between 401 to 500	2,117
Between 501 to 750	3,467
Between 751 to 1000	2,909
Between 1001 to 1500	4,145
Between 1501 to 2000	3,409
Between 2001 to 5000	9,695
Between 5001 to 10000	5,968
Between 10,001 to 20,000	2,905
Between 20,001 to 30,000	822
Between 30,001 to 40,000	370
Between 40,001 to 50,000	229
Between 50,001 to 1,00,000	337
Between 1,00,001 to 1,50,000	113
Between 1,50,001 to 2,00,000	62
Between 2,00,001 to 2,50,000	34
Between 2,50,001 to 3,00,000	11
Between 3,00,001 to 3,50,000	12
Rs. 3,50,001 and above	18
Total	49,095

These figures do not include properties belonging to the Bombay Port Trust and Railways, assessed in lump.

APPENDIX 'E'

Vehicles and Animals Taxed	Number
Motor lorries	5,235
Motor cars (including 3,395 taxis)	25,358
Trolleys	9
Trailors	73
Motor cycles with side-cars (including 3 Auto rickshaws)	168
Motor cycles	2,331
Four-wheeled vehicles drawn by animals	63
Two-wheeled vehicles drawn by animals	560
Hand Carts	9,970
Horses	466
Ponies	51
Bullocks	760
Total	45,044

APPENDIX 'F'

Vehicles and animals taxed under the Public Conveyance Act.	Number
Hack Victorias (including 2 horses for each)	1,077
Labour carts (with a pair of bullocks for each)	977
Hand carts	1,390
Total	3,444

APPENDIX 'G'

Drawback.

Year	No. of claims received	No. of claims admitted	Percentage	No. of claims rejected	Percentage	Amount of drawback allowed
						Rs. a. p.
1956-57	33	5	15.15	28	84.85	614 7 0
1955-56	66	3	4.55	63	95.45	397 13 0
1954-55	59	7	11.86	52	88.14	727 14 0

Refund.

Year	No. of claims received	No. of claims admitted	Percentage	No. of claims rejected	Percentage	Amount					
						Vacancy	Over-collection	Total			
						Rs.	a. p.	Rs.	a. p.	Rs.	a. p.
1956-57	4,998	4,329	86.61	669	13.39	2,06,016	12 0	7,59,270	14 9	9,65,287	10 9
1955-56	3,067	2,279	74.30	788	25.70	1,46,521	13 0	4,24,404	6 0	5,70,926	3 0
1954-55	4,114	2,328	56.59	1,786	43.41	1,48,864	11 0	2,63,994	6 0	4,12,859	1 0

ELECTION & TOWN DUTY DEPARTMENT

TOWN DUTY SECTION

Shri S. G. Redkar was in charge of the Department till 10th January 1957. Shri V. G. Sahnis was appointed to act in his place on 11th January 1957 and continued to be in charge of the Department during the remaining part of the year.

2. The rates of Town Duties continued to be the same as those in the previous year.

3. The gross collections of Town Duties, refunds in accordance with the provisions of Section 195 of the Bombay Municipal Corporation Act and the net receipts are shown in Appendix A. For the sake of comparison, the gross collections and refunds during the year under report and those in the previous year are given below:—

	1955-56.	1956-57.
	Rs.	Rs.
Gross Collections	1,14,46,476	1,19,07,853
Refunds	22,95,909	21,49,029
Net Revenue	91,50,567	97,58,824

4. Both the total gross collections and net receipts showed an increase as compared with the preceding year. There was a substantial increase in the net receipts from Sugar, Iron & Steel and Edibles whereas receipts from Grain and Tea showed a decrease.

5. The total number of claims for refunds received during the year was 30,058 and the amount refunded was Rs. 21,49,029 against 35,173 claims and Rs. 22,95,909 refunded during the preceding year.

6. During the year under report, 8,76,516 packages of Sugar and Jagree, 315,587 cases of Tea, 448,607 cases of Edibles and 48,016 packages of Ghee Substitutes, Paper, etc., were stamped with Municipal marks as against 5,06,462, 416,333, 452,766 and 70,428 packages respectively during the preceding year. The total number of packages stamped was 16,88,726 against 14,45,989 in the preceding year.

7. The fees from stamping Sugar, etc., bags amounted to Rs. 1,05,331 against Rs. 90,141 in the preceding year.

8. The fees recovered from refund claims under Section 195 of the Bombay Municipal Corporation Act amounted to Rs. 2,37,477.

9. The Town Duties collected by this Department on goods imported into Greater Bombay by Road at Bhandup or Mulund and Jogeshwari or Dahisar Chowkeys and by Air or in the Head Office amounted to Rs. 11,93,652 as against Rs. 11,18,955 in the previous year. With the extension of the Greater Bombay limits from 1st February 1957, the Municipal Chowkeys hitherto located at Bhandup and Jogeshwari were shifted to Mulund and Dahisar respectively.

ELECTION SECTION

10. As the term of the Councillors of the Bombay Municipal Corporation was extended to 31st July 1957 by Bombay Act No. LX of 1956, the General Elections to the Bombay Municipal Corporation were due to be held in 1957. As per the provisions of Section 19(1) of the Bombay Municipal Corporation Act, a fresh list of voters had to be prepared for the abovementioned elections. Accordingly the Municipal Election Roll prepared for the General Elections scheduled to be held in 1956 was revised by house to house enumeration from March 1956 with a staff comprising 100 Indoor and 400 outdoor employees. The Central Office of the temporary Election Department was continued in Cooper Building, Gokhale Society Cross Lane, Parel, Bombay 12, and 23 Ward Offices were accommodated in Municipal Schools in different Wards.

11. The work of printing the Voters' List was entrusted to various Local Printing Presses through the Manager, Municipal Printing Press. The list was published on the due date, viz., 9th August 1956. During the prescribed period viz., from 10th August 1956 to 1st September 1956, 4,948 claims for enrolment were received. On their verification, 3,578 claims were admitted, 920 claims were found to be identical with the names already enrolled and 450 claims were rejected. The Municipal Election Roll 1956 containing 15,10,594 names came into operation on 20th December 1956.

12. By Bombay Act No. XLIII of 1956, published on 22nd October 1956 in the Bombay Government Gazette, Section 2 of Bombay Act IX of 1956 was amended so as to remove the restrictions on the holding of by-elections to fill casual vacancies upto 31st July 1957. There were in all 44 casual vacancies, 42 on account of resignations and 2 on account of deaths, to be filled in. The Municipal Commissioner, therefore, fixed 20th November 1956 as the date of election simultaneously for all the vacancies. There was no contest in respect of 37 seats, there being as many candidates as there were vacancies. In respect of the remaining seven vacancies from Wards Nos. 8, 11, 14 and 19 the elections were contested and the poll was taken on 11th December 1956.

13. The Municipal Corporation of Greater Bombay by their Resolution No. 831, dated the 20th September 1956 requested the State Government to take urgent steps to merge certain contiguous areas with Greater Bombay with a view to accelerating the co-ordinated development of Greater Bombay and such areas on proper lines. Accordingly by Bombay Act No. LVIII of 1956 the areas specified in Schedule II to the said Act (including Goregaon, Malad, Kandivli, Borivli, Dahisar and Mulund) collectively called the Extended Suburbs were merged with Greater Bombay with effect from 1st February 1957. By Section 4 of the said Act the number of the Municipal Councillors was raised to 131, thus allotting seven seats to the extended suburbs. Pending the General Elections, the elections for 5 out of the seven seats, i.e., 2 seats from the former Malad Municipality, and one seat each from the former Kandivali Municipality, the Ex-Mulund Municipality and the Ex-Dahisar Village Panchayat were held in February 1957 as per the provisions of paragraph 12 of Schedule FFA to the aforesaid Act. The Municipal Commissioner fixed 15th February 1957 as the date of nomination and 22nd February 1957 as the date of poll in the event of the elections being contested. The elections of the councillors from the former Malad and Kandivali Municipalities were not contested there

being only as many nominations as there were vacancies, while those of the councillors from the former Mulund Municipality and Dahisar Village Panchayat were contested the poll for which was held on 22nd February 1957 at Gazdar Hall, Andheri Municipal Office, Ghodbunder Road. The remaining 2 seats one each from the superseded Municipality of Borivli and the superseded Village Panchayat of Goregaon were filled in by the Corporation on 18th March 1957 and 25th March 1957, respectively as per the provisions of paragraph 11B of Schedule FFA to Act LVIII of 1956.

14. The Extended Suburban area was divided into 3 Wards, *viz.*, 42, 43 and 44 for the purpose of the general elections and the seven elective seats were apportioned as 3, 3 and 1 respectively amongst them as approved by the Bombay Municipal Corporation under their Resolution No. 1849, dated the 4th March 1957 and sanctioned by the State Government under their Resolution No. BMC/1156/F, dated the 14th March 1957.

15. The Election Roll of the Bombay Legislative Assembly pertaining to the Extended Suburban area was divided into three parts in conformity with the areas of the respective wards and the lists of voters so prepared were adopted as the Municipal Election Roll for the Extended Suburban Wards.

16. In exercise of the powers conferred by Bombay Act IX of 1956, the State Government fixed an earlier date, *viz.*, 14th May 1957 as the day of retirement of the Councillors by their notification No. BMC/1056-E, dated the 7th January 1957. The Municipal Commissioner with the previous sanction of the State Government, fixed 9th May 1957 as the date of poll for the municipal general elections, 1957. The preliminaries such as selecting and securing polling sites, arrangement for securing polling staff from municipal and non-municipal departments, printing of various forms, placards, etc., printing of voting papers, purchasing various articles of stationery and other incidental requirements were undertaken soon after the notification was issued.

V. G. SABNIS,

Election and Town Duty Officer.

APPENDIX 'A'

Statement showing the Collections, Refunds and Net Revenue from Town Duties for the years 1955-56 and 1956-57.

Commodities.	Rates.	COLLECTIONS.				REFUNDS CERTIFIED BY THE TOWN DUTY DEPARTMENT.				NET REVENUE.			
		1955-56.	1956-57.	Increase in 1956-57.	Decrease in 1956-57.	1955-56.	1956-57.	Increase in 1956-57.	Decrease in 1956-57.	1955-56.	1956-57.	Increase in 1956-57.	Decrease in 1956-57.
		Rs.	Rs.	Rs.	Rs.	Rs.	Rs.	Rs.	Rs.	Rs.	Rs.	Rs.	Rs.
Grain	... At 2 As. per Maund	27,09,563	18,94,164	...	8,15,399	5,81,541	2,99,328	...	2,82,213	19,86,254	14,82,152	...	5,04,102
Flour	... At 1½ As. per Maund	2,352	1,377	...	975	1,44,120	1,14,061	...	30,059
Sugar Molasses and Gur	... At 12 As. per Cwt.	10,01,624	18,79,229	8,77,605	...	1,57,621	2,91,858	1,34,237	...	8,44,003	15,87,371	7,43,368	...
Wines and Spirits	... At Re. 1 per Imperial Gallon...	1,29,996	1,00,282	...	29,714	27,958	16,021	...	11,937	1,02,038	84,261	...	17,777
Beer	... At 2 As. per Imperial Gallon...	18,485	13,937	...	4,548	12,924	1,192	...	11,732	5,561	12,745	7,184	...
Ghee	... At Re. 1 per Qr.	4,47,444	5,21,318	73,874	...	64	36	...	28	4,47,380	5,21,282	73,902	...
Ghee Substitutes	... At 8 As. per Qr.	44,570	36,008	...	8,562	78,571	35,422	...	43,149	-34,001	586	34,587	...
Timber and Plywood	... At 3% on the Market Value ...	7,07,713	7,96,761	89,048	...	14,106	17,079	2,973	...	6,93,607	7,79,682	86,075	...
Firewood	... At 9 As. per Ton	45,388	66,548	21,160	45,388	66,548	21,160	...
Charcoal	... At Re. 1 per Ton	65,811	43,639	...	22,172	65,811	43,639	...	22,172
Tea	... At 6 Pies per Lb.	8,01,562	5,11,589	...	2,89,973	3,64,495	2,13,041	...	1,51,454	4,37,067	2,98,548	...	1,38,519
Coal	... At 7 As. per Ton	1,59,728	1,50,855	...	8,873	1,59,728	1,50,855	...	8,873
Dates, (Dry)	... At 6 As. per Cwt.	88,099	71,338	...	16,761	88,099	71,338	...	16,761
Dates, (Wet)	... At 4 As. per Cwt.	88,369	87,389	...	980	88,369	87,389	...	980
Cement	... At Re. 1 per Ton	1,48,396	1,94,559	46,163	...	6,288	1,838	...	4,450	1,42,108	1,92,721	50,613	...
Iron and Steel	... At Rs. 2½ per Ton	17,02,529	21,46,268	4,43,739	...	25,490	49,656	24,166	...	16,77,039	20,96,612	4,19,573	...
Paper—													
(a) News Print	... At 5 As. per Cwt.	1,99,216	1,54,924	...	44,292	5,427	3,765	...	1,662	1,93,789	1,51,159	...	42,630
(b) For Cards etc.	... At Re. 1 per Cwt.	61,730	55,668	...	6,062	1,714	1,274	...	440	60,016	54,394	...	5,622
(c) Straw Boards	... At 3 As. per Cwt.	53,611	49,239	...	4,372	53,611	49,239	...	4,372
Edibles	... At 6¼% and 3½% Advalorem...	23,61,754	25,56,638	1,94,884	...	9,76,659	9,38,409	...	38,250	13,85,095	16,18,229	2,33,134	...
Commodities not accounted for		6,25,718	5,75,075	...	50,643	6,25,718	5,75,075	...	50,643
Miscellaneous	...	-17,182	+1,048	18,230	-17,182	+1,048	18,230	...
Total		1,14,46,476	1,19,07,853	17,64,703	13,03,326	23,96,978	19,82,980*	1,61,376	5,75,374	90,49,498	99,24,873	16,87,826	8,12,451

* This represents the refund passed by this Department during the year under reference whereas total refunds paid by the Chief Accountant amounted to Rs. 21,49,029, including previous year's claims.

V. G. SABNIS,
Election and Town Duty Officer

VAITARNA CUM-TANSA SCHEME

PART I

(Brief description of the Vaitarna cum Tansa Scheme work)

Shri N. V. Modak, C.I.E., B.E., M.I.E., M.I.C.E. (Lond.), F.R.S.H. & C. Speical Engineer, was in charge of the Vaitarna-cum-Tansa Scheme during the year under Report.

The Vaitarna-cum-Tansa Scheme now under execution was sanctioned by the Corporation in 1948 after detailed investigations. This scheme aims at (1) Stabilising the Tansa Lake by diverting the monsoon waters into the Tansa Lake from the Vaitarna Lake in years of scanty rainfall in Tansa Catchment and (2) creating an additional useful storage of about 38,500 million gallons on the Vaitarna river for supplying additional water to the City either through the Tansa Lake or partly through the Tansa lake and partly from the Vaitarna Lake direct i.e. independently of the Tansa Lake.

The major works included in the Scheme consist of (1) driving a tunnel linking Vaitarna Reservoir with the Tansa Lake a distance of about 5 miles (2) construction of a dam across the Vaitarna River and (3) construction of embankment and laying steel pipeline 96" dia. (47½ miles), 120" dia. (6½ miles) and 126" dia. (1,118' ft.), a total length of about 54 miles. The whole project was initially estimated to cost Rs. 16 crores.

After completing the preliminary works such as building of approach roads, provision of water supply to meet the requirement of staff and construction work on the scheme was started in right earnest in 1949. The major works are described below:—

TUNNEL

The work of driving the tunnel 10 ft. dia. Horse Shoe type 20,447 ft. long was started in April 1949 and completed in July 1953. The actual expenditure booked on this work including incidental works amounted to Rs. 1.64 crores against the estimated cost of Rs. 1.75 crores.

About 27,640 million gallons of water was transferred from Vaitarna to Tansa during the year.

DAM

The Vaitarna Dam is a solid gravity cement concrete dam 1820 ft. in length and 269 ft. in height in the deepest portion. A crest spillway consisting of 8 gates, four float operated and four electrically or manually operated has been located in the river portion, to take care of a max. flood discharged of 2,00,000 cusecs. A roadway 18 ft. wide has been provided on the top of the dam.

The work on the foundation was started by the contractors in May 52 by which time the Municipal owned power house was also ready and put into commission to generate electricity of about 3100 K.W. required for the working of the various types of machinery employed on the work. The total quantity of concrete laid on the dam came to about 20 million c.ft. and the concreting of the dam was completed in November 1955.

As regards the spillway gates, 7 gates have been erected. The erection of the remaining gate and the electrical equipment will be completed by June 1957. The crest of the spilway will be 511.00 THD and the full supply level of the lake will stand at 535 THD. (Town Hall Datum).

PIPELINE

The work of pipe laying is being carried out by stages due to the difficulty of obtaining steel plates. The first stage consisting of a length of about 20 miles was completed in April 1955. The second stage consisting of 19 miles has been completed during the year under review. The third stage work consists of laying about 9 miles of 96" dia. pipeline and about 6½ miles of 120" dia. pipeline and is in progress. Out of the 9 miles 96" dia. pipeline about 6½ miles is laid in position and about 8½ miles pipeline was fabricated. The third stage work will be completed by June 1958. The completion of the length of 45½ miles of 96" dia. pipeline has made it possible to give increased supply of about 40 million gallons per day for the city. This supply will be increased in future depending upon the progress that will be made in the work of laying the remaining pipe line which in turn depends on the availability of steel plates.

After the completion of the whole scheme with its pipeline laid for the full length, the existing supply from the Tansa Lake will be more than doubled viz., about 200 million gallons per day.

IMPORTANT FEATURES OF THE SCHEME

Vaitarna Dam is the first dam in India where the aggregates of concrete are cooled to prevent the development of cracks in the body of the dam as a result of the heat of hydration of cement. It is the highest dam so far built in this country, with cement concrete with fully mechanized plant.

The work of driving 10 ft. dia. horse shoe tunnel 20,447 ft. in length was completed in five working seasons, the max. depth of tunnel being 300 ft. below ground level.

The electrically welded steel pipelines 126" and 96" dia. have been designed according to the latest practice in pipe design by using ring girder supports on roller bearings. This has helped to reduce the quantity of steel required by about 4000 tons.

The pipeline is probably the biggest in size and length in Asia.

The work of designing and executing the whole scheme is being carried out by Indian Engineers.

PART II

VAITARNA DAM

The main work.—The main work on the Dam was completed in November 1955, except for the erection of Tainter Gates. The total quantity of concrete poured into the Dam was about 19.92 million cu.ft.

Tainter Gates.—The fabrication of the remaining gates was completed and the contractors erected 4 gates during the year thus completing in all 7 gates out of the total number of 8 gates. The erection of the remaining gate and the electrical equipment is in progress. (Two photographs illustrating the tainter gates are attached).

Undersluices

(1) *Main Gates.*—The erection of the hoisting mechanism was in progress.

(2) *Emergency Gate.*—Erection of the gate and the operating mechanism was in progress.

Stoplogs and Goliath Crane.—The built-in-parts were fabricated and erected for three openings out of eight. The erection of the Goliath Crane was also completed except the rail track. The remaining work on the Stop Logs and Goliath Crane will be completed shortly. (One photograph illustrating the Goliath Crane is attached).

POWER HOUSE

The Municipal-owned power house of a total installed capacity of 2853 K.W. (with 3 Nos. of 840 K.W. sets each and 1 No. of 333 K.W. set) was not in operation during the year under report due to completion of the dam work. It was, however, run for about 2 hours in the morning to keep the engines and accessories in working order. Out of the four engines, three of 840 K.W. each are proposed to be shifted to the Love Grove Pumping Station, Worli to serve as a stand-by unit.

Electricity required for the Vaitarna Camp and the works was made available by working two small generating sets each of 25 K.W. capacity.

PERMANENT POWER HOUSE

(a) *Diesel Generating Sets.*—The work of supplying and erecting the three Diesel Generating Sets each of 100 K.W. capacity was entrusted to Messrs. Voltas Ltd., at a total cost of Rs. 2,34,905-2-0 plus S.T. and G.S.T.,. These sets will be used to supply power required for the operation of the various gates installed on the Dam and the Tunnel, the roadway on the top of the Dam and its appurtenances, street lighting, domestic consumption, etc. The sets have been received, except for the electrical equipment. The work of erecting the sets is expected to be carried out shortly.

(b) *Power House Structure.*—The work of constructing a permanent power house as well as the control room is being carried out departmentally at a total cost of Rs. 104,000. (the labour work being done by contract).

TUNNELS

The main works.—The work of driving a 10i-0" dia. horseshoe shape tunnel between Vaitarna and Tansa together with the construction of an Intake Tower and Bifurcation Chamber was completed in 1953. The tunnels are now in use. About 27,640 million gallons of water was transferred from the Vaitarna Lake to the Tansa Lake during the year under report.

EMBANKMENT AND PIPELINE

Fabrication and laying of pipe lines.—The contractors Messrs. Structural Engineering Works Ltd., and Hind Constructions Ltd., continued to carry out the work of fabrication and laying of pipeline throughout the year under report. The work included in the 1st stage approximately 20 miles of 96" dia. and small lengths of other diameters pipelines was completed during the previous year. The work comprising the second stage—19 miles of 96" dia. pipeline—has been completed during the year under report. The work forming part of the third stage—9 miles of 96" dia. and 6½ miles of 120" dia. pipeline—was in progress, a length of about 8½ miles of 96" dia. pipeline being fabricated and about 6½ miles, laid in position before the close of the year.


The total cost of the pipeline work carried out during the first stage of the contract amounted to Rs. 1,22,44,340 against the contract amount of Rs. 1,25,66,613. The total cost of the pipeline work carried out during the second stage of the contract amounted to Rs. 1,00,82,560 against the contract amount of Rs. 1,21,99,815. The total expenditure incurred so far in respect of works included in the third stage, which are in progress amounted to Rs. 59,81,172 against the contract amount of Rs. 92,02,358.

In addition to the major pipeline work, the following minor works were also carried out by contract during the year.


(I) *Rock excavation in foundation for pedestals, etc., for 96" dia. pipeline between Mohili and Powai.*—Shri Shivram Anna Dhotre, who was entrusted with this work, having failed to complete the same in time, the contract awarded to him was terminated and the remaining work was entrusted to another firm of contractors Messrs Vithal Sayana & Co.,. The cost of the work done by Shri Shivram Anna Dhotre during the year under report was Rs. 40,669 and that done by Messrs. Vithal Sayana & Co., Rs. 19,240 as against the contract amount of Rs. 21,840.

(II) *The work of exploratory bores about 15" dia. between Kasheli and Kapurbawdi.*—This work was entrusted to Messrs. Cementation Co., Ltd., who completed the same at an approximate cost of Rs. 6,310 as against the contract amount of Rs. 7,906.


(III) *Supply and erection of Chlorination Plant at Powai.*—The new Chlorination House at Powai was brought into commission in January 1957. The construction of the building as well as the erection of the plant and machinery was carried out departmentally. The chlorination equipment was erected under the guidance of a Foreman belonging to the firm of Messrs. Candy Filters (India) Ltd., who were the Suppliers of the plant consisting of chlorinators, solutionizers injection fittings, chemical dosage pumps and connecting piping




(1) *Electrically Operated Tainter Gate assembled in the Workshop*



(2) *Float operated Tainter Gate under Erection*



(3) *Goliath Crane for Stop Logs assembled at site*



(4) *Chlorination House at Powai*

valves, etc. The total cost incurred on this work upto the end of the year was Rs. 1,93,390 against the contract amount of Rs. 2,14,960.

As electric supply required for the working of the Chlorination House is not available, three chlorinating sets were purchased from Messrs. Eastern Machinery and Trading Co., Ltd., at a cost of Rs. 61,870. The work of erecting them was carried out departmentally.

Booster Pumps required for injecting chlorine solution were supplied by Messrs. Kirloskar Bros. Ltd., at a cost of Rs. 25,515.

The travelling crane was purchased from Messrs. Martin and Burn Ltd.; at a cost of about Rs. 3,560.

The Chlorination Plant is capable of treating water passing through all the five-trunk mains at Powai, viz., the 96" Vaitarna Main, the 72" East Tansa Main, the 72" West Tansa main, 60" chord and the 48" Vehar main. Thus, the bulk of the city's water supply will be treated at this control point. The plant has been designed for treatment either by chlorine or the chloramine method. The latest devices for automatic regulation of doses have been installed at the plant so as to ensure a uniform dose of chlorine even under fluctuating discharges of water mains due to variations in the consumers' demand. (One photograph of the new Chlorination House at Powai is attached).

(IV) *Departmental works*.—A number of departmental works such as preparing trenches, providing Anchor Blocks, Thrust Blocks, cross connection chambers, etc., were carried out departmentally in connection with the main pipelaying work. The cost of the various works carried out during the year under report amounted to Rs. 2,88,780. Further works were in progress.

Similar departmental works were carried out in Powai-Mahim Section. The cost of the works completed upto 28th February 1957, amounted to Rs. 11,26,113.97.

General Remarks.—About 38 miles of 96" dia. pipeline was put into commission during the year under report. Out of this length, a length of about 18 miles has been handed over to the H.E.'s Department for maintenance.

LAND ACQUISITION

Out of the total area of 3995 Acres involving 673 holdings of Private, Inam and Government (Revenue and Forest) lands acquired for the major scheme works, awards of compensation amounting to Rs. 7,21,761.25 in respect of 502 holdings of private and Inam lands have been declared by the Acquiring Officers. The appeal claiming Rs. 40,25,000 filed by the Intadat of Tembha against the judgement of the Civil Judge, Thana, in Land Acquisition Reference in Thana Court in respect of the Tembha Inam lands came up for hearing before the Chief Justice, Bombay High Court. On the completion of the hearing, the claim was dismissed.

Out of the area of 2501 acres of Reserved Forest lands proposed for acquisition an area of 203 Acres has been disforested by the Forest Department. An area of 3 Acres, 13 Gunthas and 12 Annas of lands temporarily acquired in 3 cases for municipal and contractors' camps, quarry sites, etc., was continued to be held on charge.

Out of the area of 35 Acres of Private, Government Railway and Aerodrome lands comprising of 150 holdings acquired for the work of laying 96" dia. pipeline from Powai to Mahim awards of compensation amounting to Rs. 22,602.37 in respect of 25 holdings of private lands have been declared. An area of 7 Acres and 19 Gunthas of Milk Department's land has been transferred to the Municipality on payment of its purchase price to Government. Further proceedings are in progress.

GENERAL

The various amenities provided at the Vaitarna Camp site such as water supply, transport, telephone communication, medical aid, primary school, postal service, etc., functioned satisfactorily during the year under report.

Rainfall Gauging in the Vaitarna Catchment.—10 rainfall gauging stations were established in the Vaitarna Catchment and data regarding rainfall was collected. The average rainfall throughout the catchment was about 160 inches.

STRENGTHENING OF TANSA DAM

Downstream Protection works.—The work of providing mass concrete aprons and retaining walls entrusted to Messrs. Bhupal Construction Co., at a cost of Rs. 4,79,200, was in progress.

The following works were also in progress departmentally.

(a) *Downstream Protection works*.—Excavation, drilling and grouting of anchor bars for the mass concrete aprons and retaining walls. (Cost Rs. 1,82,880).

(b) Providing G.I. pipe railing on the top of the Tansa Dam. (Cost Rs. 10,850).

(c) Strengthening of the M. S. Foot-bridge over the spillway of the Tansa Dam. (Cost Rs. 31,800).

PART III

IMPROVING THE DISTRIBUTION SYSTEM IN THE CITY

The Corporation, under their Resolution No. 1858, dated the 18th March 1955, accorded their approval to the laying of inlet mains to the existing service reservoirs at Malabar Hill and Bhandarwada Hill and to the proposed reservoirs at Worli and Rowli Hills, being carried out at a cost of Rs. 2,86,24,300. This estimate was subsequently revised to Rs. 3,35,00,400 due to the modifications in the sizes of the inlet mains suggested in the Master Plan for the distribution of water supply.

During the year under report, the following works were in progress. :—

(1) Fabrication and transport to site of various size steel pipes and specials.

(2) Laying of—

(a) 72" > 57" diam. inlet main to Worli Hill Reservoir.

(b) 57" > 48" diam. inlet main to the Bhandarwada Hill Reservoir.

The work of fabricating and transporting to site inlet mains of various sizes was continued by the Contractors Messrs. Structural Engineering Works Ltd. The total cost of the work done during the year comes to Rs. 8,15,000.

The works of laying the 72" > 57" M.H.R. inlet-main and 57" > 48" B.H.R. inlet main were also continued by the respective contractors. The total value of the work done during the year comes to Rs. 12,92,000 and Rs. 7,67,000 respectively.

The following statement shows in brief the progress made in respect of the three works mentioned above during the year under report:—

Serial No.	Name of work.	Contract amount.	Length to be laid.	Progress during the year		Total upto the end of the year.		Remarks.
				in lengths.	Expenditure.	in lengths.	Exp.	
		Rs.			Rs.		Rs.	
1	Fabrication of pipes of 72" 57" 48" etc. dia. and specials.	17,14,026	(72") 13,500' (57") 37,200' (48") 11,220'	6,450' 23,802' 1,080'	8,15,000	12,678' 28,428' 1,128'	10 lacs.	*In keeping with the plan of utilizing the mains as their laying progresses, the portion of the 72" > 57" inlet between Mahim Anchor Block and Shivaji Park was brought into commission on 21-12-56. This raised the input into M.H.R. by about 5-6 m.g.p.d.
2	Laying of the 72" > 57" M.H.R. inlet main.	28,59,155	(72") 13,650' (57") 13,350'	7,730' 4,800'	2,92,000	12,050' 4,800'	14.96 lacs.	
3	Laying of the 57" > 48" B.H.R. inlet main.	31,35,488	(57") 23,940' (48") 10,610'	13,268'	7,67,000	16,268'	8.40 lacs.	

PART IV

MASTER PLAN FOR THE DISTRIBUTION OF WATER SUPPLY TO THE GREATER BOMBAY AREA

The Corporation, have accorded sanction to the Master Plan for the distribution of water supply to Greater Bombay. The total cost of implementing the Master Plan is estimated at Rs. 7.52 crores. The works will be spread over a period of 10-12 years under a programme of priorities of 3 years, 4 years and 5 years respectively.

Numerous radical changes were made in the mode of distributing water in order to pave way for the implementation of the Master Plan for distribution of water supply. The Malabar Hill Reservoir zone and the direct supply areas further north such as the G Ward and the Western suburbs were separated out and large areas, particularly the G Ward, were given the benefit of day time supply. Peaks in the consumer demand in the G Ward were cut down by dividing the area into two divisions and staggering the hours of high pressure supply. The entire complex network of trunk mains was analysed and duties of the existing mains were reallocated from time to time according to the changing needs. Patterns of distribution were reviewed each time any new section of 96" dia. pipeline was put into commission with a view to obtain maximum advantage of the extra available carrying capacity. The position of existing reservoirs was stabilized to ensure that they always filled up well in advance of the evening supply hours and in the case of the Malabar Hill Reservoir a continuous feed into the reservoir over all 24 hours was achieved.

Steps are being taken to prepare sites for the proposed reservoirs at Worli Hill, Rowli Hill and Powai Hill. The work of Worli Hill has been entrusted to Messrs. Chattarsingh Motisingh & Co., at a cost of Rs. 2,12,273. The work which was started towards the end of January 1957 is in progress. The work of clearing the site of the reservoir at Rowli Hill has been entrusted to Shri G. L. Pawar at a cost of Rs. 11,89,230. The work is still to be started. Tenders for the work of clearing the site at Powai Hill will be invited shortly.

Further data about the quality of our raw water were collected particularly as regards the filtrability index in order to determine to what extent the new method of micro-straining was suitable for treating water obtained from the various sources.

A preliminary study of the behaviour of the Duct Line was made after carrying out a pitometer survey in the various syphon mains between Tansa and Bombay so as to obtain a quantitative idea of leakage losses in various section.

CITY ENGINEER'S DEPARTMENT.

1. Shri K. B. Carnac, B.E. (Civil), M.I.C.E., M.I.E., was in charge of the Department as City Engineer during the year excepting for the period from 31st March 1956 to 19th June 1956 and from 6th August 1956 to 5th December 1956. During his absence Shri N. F. J. Bilia was in charge of the Department from 31st March 1956 to 19th June 1956 and from 6th August 1956 to 5th November 1956 as Acting City Engineer, and for the rest of the period Shri D. S. Thakur was in charge.

2. Shri S. V. Desai, B.E. (Civil), A.M.I.E., A.M.I.C.E., D.I.C. (P.H. Engineering) Dip. T.P. (London) was appointed as Public Health Engineer from 17th December 1956 and was placed in charge of the Conservancy Branch, the Kurla-Deonar Railway, the Drainage Branch (Maintenance and design), the Transport Superintendent's Branch the Town Planning and Zoning Branches.

3. So far as the City organisation is concerned this Department is divided into the following branches:—

- I.—Planning.
- II.—Construction, including Municipal Housing.
- III.—Maintenance of Buildings and Roads (known as Maintenance Branch).
- IV.—Maintenance of Drains, Sewers, Pumping and Compressor Stations, Ejectors (known as Drainage Branch).
- V.—Private Building construction and general control (known as Building Branch).
- VI.—Mechanical.
- VII.—Transport.
- VIII.—Town Planning Schemes.
- IX.—Factory Permits.
- X.—Conservancy.

I.—PLANNING BRANCH.

4. This Branch looks after the preparation of plans, designs and estimates of all original engineering projects and is the pivot of the Engineering Department. It is divided into two sections. The first section deals with proposals for building works, layouts of slum clearance schemes, layouts of areas to be developed etc. and is in charge of an Architect. The second section deals with proposals in respect of roads, drains, sewers, and miscellaneous engineering projects, and is in charge of an Assistant Engineer 1st Grade. The work of preparation of layouts and development of the Suburban areas as well as the preparation of plans and estimates for building works in the Suburban areas has been entrusted to the Architect Planning Branch since July 1956. The work of preparation of schemes in respect of storm water drainage in Suburban areas is entrusted to Assistant Engineer 1st Grade.

(1) Buildings.

5. This Section carried out the following works:—

Plans	492 Nos.
Blue Print Copies	6,175
Paper drawings	416 Nos.
Block estimates	59
Total amount of block estimates	Rs. 194 lakhs.
Detailed estimates	142 Nos.
Total amount of detailed estimates	Rs. 141 lakhs.
Draft tenders	33 Nos.

6. The following important works were undertaken by this section:—

(1) Extension of the Municipal Head Office Building at Cruickshank Road. The building construction work was in progress. The various architectural details of the building in Gothic style were prepared during the year.

(2) Schools.

7. Plans and estimates for school buildings at the following sites were prepared:—

Locality.	Cost. Rs.
Junction of Haines Road and Dr. Annie Besant Road, Scheme No. 22, Worli Estate.	5,73,611
Plot No. 66, Sewri Wadala Estate	1,60,301
Kher Wadi, Bandra	2,41,525
Rajebali Tank, Santa Cruz	7,29,365
Petit mill compound, Waterfield Road, Bandra	2,35,570
Plots Nos. 4 and 5 Sion-Matunga Estate Scheme No. 6	3,08,003
Plots Nos. 271, 272 and 272A, Sion-Matunga Estate Scheme No. 6	4,05,468

8. Plans, revised estimates and tenders for extension of school buildings in the form of additional floors for the following schools were prepared during the year:—

Locality.	Cost. Rs.
Construction of additional floor and extension to Urdu school building at Dharamshala Street.	1,49,127
Extension to Valpakhadi school at Mazgaon	76,441
Construction of additional floor and extension to Marathi School building at Fofas Road.	1,94,178

(3) Medical Relief.

9. (i) *Municipal General Hospital, Sion.*—Plans and estimates for the (a) Construction of 3 additional floors on building No. 1 (Rs. 7,85,062), (b) Construction of building No. 2 with basement, ground and three upper floors (Rs. 10,85,943) and, (c) Construction of Out-patients' department were prepared.

(ii) *K. E. M. Hospital and G. S. M. College, Parel.*—Plans and estimates for the following works were prepared during the year :—

	Rs.
(a) Additional floor over the Nurses' Home ...	4,39,840
(b) Additional floor over Skin and Venereal diseases block ...	1,42,670
(c) Additional floors over Registration block and Out-patients' department...	3,87,400
(d) Additional storey over Lady students' Hostel of G. S. M. College ...	1,49,800
(e) Additions and alterations to the Orthopaedic Centre and Gynaecological Ward.	5,40,854
(f) Additional floor over the Male students' Hostel, G.S.M. College ...	1,49,800
(g) Additional floor over the Jan Mahomed Operation Theatre Block ...	6,00,000

(iii) *R. P. T. B. Hospital.*—Plans and estimates were prepared for the following works—(a) Extension of the Bahadurji block (Rs. 3,98,635). and (b) Wards to accommodate 200 additional beds (Rs. 14,00,000).

(iv) *T. N. M. College.*—(a) A model of the proposed T. N. M. College building was prepared.

(b) Detailed plans and estimates amounting to Rs. 24,33,384 and a draft tender for the T. N. M. College building on the acquired Plot No. C.S. 1598, Byculla Division, were prepared and the construction work started by the end of the year.

(c) Plans and estimates amounting to Rs 34,065 (Civil Works) for the construction of an additional floor over the Dental College building were prepared during during the year.

(v) *Maternity Homes.*—Plans and estimates amounting to Rs. 2,87,165 were prepared for the construction of a Clinic and a maternity home, off Mia Mahomed Chhotani Road in Town Planning Scheme No. III, Mahim.

(4) Fire Brigade.

10. Plans and estimates for construction of Fire Brigade Stations at Colaba and Vikhroli were prepared during the year. (Cost Rs. 7,60,352).

(5) Municipal Housing.

11. Plans and estimates were prepared for the following :—

(a) Housing for Conservancy staff, 100 tenements at Bapty Road, (Cost Rs. 5,20,608).

(b) A multi-storied building at Haines Road Scheme No. 32 Worli for housing Municipal staff. (Cost Rs. 2,66,168)

(c) 132 tenements at Azad Nagar, Wadala, Scheme No. 57, (Cost Rs. 6,89,177).

(d) Housing for staff of Wadala and Mahim Pumping Stations (Cost Rs. 70,453).

(e) Staff quarters for the staff at Naigaum Maternity home. (Cost for civil works Rs. 86,748).

(f) Additional accommodation for labour staff of K. E. M. hospital. (Cost Rs. 2,75,370).

(6) Gardens.

12. Detailed plans and estimate for the garden on the Sion Fort Hill were prepared during the year.

(7) Layouts.

13. The following layouts were prepared and forwarded to the Estate Agent and Land Manager for further action :—

(i) Layout plan of Plot No. 291 (East) Sion-Matunga Estate.

(ii) Layout plan of Municipal labour camp at Dharavi.

(iii) Layout plan of land at Bodyguard Lines at Mahalaxmi for tenements.

(iv) Layout plan of a development at stables site at Arthur Road.

(v) Layout plan of Land at Sion-Matunga near Domingo Lane.

(8) Cultural Activities.

14. (a) *Raja Baldeodas Birla Krida Kendra at Chowpatty.*—The land for this project was handed over to the Municipality by Government at a nominal rent of Re. 1 per annum. The work is to be carried out under Municipal supervision at Shri Birla's cost according to the Municipal plans. The project, when completed will be handed over to the Municipality.

15. Plans and estimates were prepared for the following :—(b) Boating facilities in the compound of Victoria Gardens.

(c) Gymnasium on C.S. No. 332 and 326 at Gilder Lane, Tarded Division.

(d) A Welfare Centre at Tardeo flats at Mahalaxmi.

(e) Gymnasium shed at the Mahatma Gandhi Memorial Olympic Swimming Pool, Mahim.

B.—ROADS, STORM WATER DRAINS AND SEWERS.

16. The following are the particulars of the work done by the Planning Branch :—

(1) Plans	
(a) Paper tracings	... 267 Nos.
(b) Cloth tracings	... 77 Nos.
(c) Contract drawings	... 82 Nos.
(d) Blue-print copies	... 4,091 Nos.
(2) New estimates	... 218 Nos.
(3) Total cost of works for which estimates were prepared	... Rs. 1,24,19,967
(4) Revised estimates	... 67 Nos.
(5) Total cost of works for which revised estimates were prepared	... Rs. 56,24,510

17. Major works for which plans and estimates were prepared during the year are as follows :—

(1) Sub-ways	Estimated cost.
	Rs.
(i) Vehicular subway at Princess Street, 'C' Ward	... 13,33,313

18. (2) Roads

(i) Providing roads and drainage arrangements in Town Planning Scheme, No. 2 (Mahim).	6,77,765
(ii) Asphalting half the width of Tulsi Pipe Line Road between Mori Road and Lady Hardinge Road.	3,10,710
(iii) Providing asphalt macadam road and storm water drain along Parel Government House Gate Road.	2,67,702
(iv) Semigrouting the remaining carriageways of Road No. 15 between Roads Nos. 21 and 26 Scheme No. 57 and all carriageways between Roads Nos. 18 and 21.	7,11,172
(v) Construction of asphalt road along the proposed 80 feet wide Globe Mill Passage, 'G' Ward.	5,61,884
(vi) Sheet asphalting of Tulsi Pipe Road between Fergusson Road and existing cement concrete road opposite King George Infirmary.	2,04,871

19. (2) Storm Water Drains—

(i) Providing and fixing C. I. electrically operated gates at Cleveland Bunder Outfall, Worli.	4,75,800
(ii) Providing storm water drainage arrangements in North Avenue, Central Avenue and South Avenue Santacruz.	7,01,400
(iii) Providing storm water drainage arrangements Kherwadi, Bandra	5,11,000
(iv) Providing storm water drains in Town Planning Scheme No. VI, Andheri	1,47,550

20. (3) Sewers and Pumping Stations—

(i) Providing sewerage arrangement in, Kamathipura (E Ward)	4,43,800
(ii) Providing main sewer along Sion Trombay Road	6,76,461
(iii) Providing pumping station and staff quarters at Sion, Duncan Causeway, F Ward.	2,34,895
(iv) Proposed pumping station at Chinchokli to replace the existing ejector	1,16,576
(v) Providing a 24" dia. C.I. rising main between Matunga Pumping Station and Dadar Purification Works.	3,35,888
(vi) Providing 18" dia. pipe sewer in lieu of existing 9" dia. pipe sewer at Sewri Road, F Ward.	1,11,784

C.—SLUM CLEARANCE.

21. The three pilot schemes in respect of slum clearance, two in the Municipal owned areas (*viz.*, at Palton Road and Haines Road) and one in private-owned area of Kamathipura initiated in the year 1954-55 progressed satisfactorily during the year under report. The construction of the buildings on the cleared site of the old tin shed at Sabu Siddick Road off Palton Road was completed during the year and the original residents were rehoused therein. Due to the difficulties of shifting 385 families living in 'patra' sheds on the Municipal lands at Haines Road, construction of the proposed new tenements could not be commenced during the year. Plans and estimates for the same are being revised with a view to reducing the cost of construction.

22. Action for clearance of the privately-owned slums in Kamathipura was started under the new powers obtained under Chapter XII-A of the B. M. C. Act. After collecting the data regarding the physical conditions of the buildings the number of families likely to be dishoused, etc., a general layout plan for the whole of Kamathipura was prepared. A pilot scheme prepared in respect of two 'Clearance areas' in parts of two sectors was sanctioned by the Corporation in April 1956 along with the General layout. Compulsory acquisition orders in respect of the properties comprised in the two 'Clearance areas' were finalised by the Improvements Committee on 4th December 1956, approved by the Corporation on 18th December 1956 and confirmed by the State Government on 14th March 1957. Steps for operating the compulsory acquisition orders were in progress.

23. Out of 464 tenements intended for temporary housing of the families likely to be dishoused from the clearance areas, 137 have been completed, 254 are nearing completion and the remaining 73 will be taken up during the ensuing year.

24. As per the sanctioned layout of the Kamathipura area, permanent buildings will be constructed for housing the dishoused persons on the cleared as well as on other available sites. Plans and estimates amounting to Rs. 5,18,770 for the construction of one 4-storied building on the municipal land in Kamathipura locality bearing C.S. No. 119 of Byculla Division have been approved by the Corporation on 21st January 1957 and construction on the same will be taken in hand shortly.

25. Plans and estimates for improving the existing sewerage arrangements in the whole of the Kamathipura area have also been approved by the Corporation on 15th November 1956. Tenders for a portion of the work will be invited shortly.

Slum Improvement.

26. A scheme to grant "Improvement subsidies" to owners of private buildings to induce them to improve their insanitary and defective buildings so as to render them fit for human habitation, under Section 378A of the B. M. C. Act was formulated. It envisages a grant of subsidy to the owner to the extent of 50 per cent. of the expenditure incurred on improvement or Rs. 500 per tenement improved whichever less in respect of works carried out in compliance with a Municipal notice or voluntarily.

27. For the implementation of the 'Slum improvement Scheme' regulations were framed under Section 378(D) of the Act for determining standards of fitness of buildings for human habitation. Both these proposals were approved by the Corporation on 19th November 1956. Further action in this connection is being proceeded with.

Survey of the old buildings in the City.

28. During the year under report, a survey of old buildings in the city was undertaken by engaging a special staff. Details of this work will be found in the report of the Building Branch (para. No. 228). The information collected will be useful in formulating future slum clearance schemes and also for implementing the 'Slum improvement' programme in respect of residential buildings which can be salvaged by carrying out necessary repairs and improvement through house-owners.

(D) MASTER PLAN AND ITS IMPLEMENTATION.

29. The total expenditure booked for the preparation of the Master Plan from its commencement in January 1947 upto the period ending 31st March 1957, amounted to Rs. 2,61,182. All copies of the report known as 'Master Plan in outline' at Rs. 7-8-0 each and all copies of Master Plan at Rs. 2 each were already sold out. 222 Copies of First progress report at a cost of Rs. 10 each were sold and the sale proceeds amounted to Rs. 2,220.

A proposal for revising the Master Plan at a cost of Rs. 80,000 has been approved by Government, the cost being met from savings in the original Scheme. The work will be taken in hand in the ensuing year.

Extension of Municipal Limits.

30. The Bombay Municipal Corporation limits were further extended to include areas upto Dahisar on the West and Mulund on the East with effect from 1st February 1957. The work of fixing of the exact boundaries of the different Wards, viz., P, R & T Wards (P—Goregaon and Malad, R—Kandivali or Borivali and T—Mulund) was completed.

Reclamation of Lowlying Lands.

31. The representatives of 'NEDECO' (Messrs. Netherlands Engineering Consults) had visited and surveyed the area of Mahim creek where a pilot scheme has been proposed to be taken in hand for reclamation of lowlying lands. A detailed report from the representatives had been received and was being scrutinized.

II.—CONSTRUCTION BRANCH.

32. This Branch is in charge of an Asstt. Engineer, 1st Grade, who looks after the execution of all major construction works which are mostly debitable to Loan Funds under Budgets 'A', 'B' & 'E' (City Section). The scheme of construction of Municipal Housing accommodation financed from the above Budgets which was so far looked after by the Asstt. Engineer (Construction) was separated and was placed under an Asstt. Engineer 1st Grade (Housing) with a view to accelerating the housing programme and the report in respect of this has been shown under a separate head 'Municipal housing'. (Para 65)

33. During the year under report a total amount of Rs. 45 lacs, (excluding the normal funds provided in the L. W. Budget) was appropriated from the Surplus Cash Balance for financing Capital Works such as (1) Construction of an out-patient department at Municipal General Hospital, Sion, (2) Covering the open channel drain from Globe Mill passage to the confluence of the two channels near Century mills and (3) Resurfacing of semi-grouted roads in the City.

34. The expenditure incurred on the construction of (1) School buildings, (2) Markets, (3) Hospitals, (4) Storm water drains, sewers, Sewage pumping stations and purification works including laboratories attached to them amounted to (1) Rs. 53,892 (2) Rs. 3,69,594 (3) Rs. 4,30,526 (4) Rs. 45,28,345 respectively against (1) Rs. 3,65,784, (2) Rs. 3,50,050, (3) Rs. 6,58,243 and (4) Rs. 7,68,683 during the previous year.

A.—Building Construction.

35. Works estimated to cost Rs. 36,63,328 were in progress and the expenditure booked against them amount to Rs. 9,74,926.

36. Amongst the works started during the previous year and completed during the year under report the major ones were the following:—

(1) An additional floor over the Municipal School Building at Sewri, (2) Stalls and payments at the Gold Mohur Castle Market, Byculla, (3) An Open Air Theatre in the Victoria Gardens, Byculla, (4) An addition of two floors over the Nurses' quarters at the R. P. T. B. Hospital, (5) Conversion of 'F' Ward Stables into an

Isolation Ward for T. B. Patients and a clinic at Dadar. The works of (1) Construction of Convalescent home with staff quarters, opposite Tata Memorial Hospitals, Parel, and (2) Extension to Municipal Head Office Building at Cruickshank Road continued to be in progress during the year under report.

37. Amongst the new works started during the year under report, the major ones are as follows :—

(1) A clinic and Maternity Home on plots Nos. 185 and 189, Naigaum Estate, Scheme 60, (2) A School building on site 'A' at Victoria Bunder Road, Colaba, (3) A School Building on site 'B' at Victoria Bunder Road Colaba, (4) An additional floor over Ward pavilion Nos. 1 and 5 at K. E. M. Hospital for a Ward of 40 beds for children, (5) An enclosure with a pond for hippopotamus in the Victoria gardens, Byculla, (6) Construction of an office, godowns, quarters etc., for the Central Stores on Plot bearing No. C. S. 2023 of Byculla Division, (7) A bandstand at Shivaji Park and (8) A new building for the Topiwala National Medical College.

38. A scheme estimated to cost Rs. 1,52,56,058 for the permanent construction of buildings for the Municipal general hospital, Sion was approved by the Corporation in 1950. The first building consisting of basement and ground floor forming a part of this project was completed during the year under report. Tenders for the construction of 3 additional floors over the above building and construction of another building consisting of basement, ground and 3 upper floors were invited at the close of the year.

39. During the year plans and block estimates amounting to Rs. 15,00,000 for the construction of a full-fledged out-patient department at the Municipal general hospital, Sion, were approved by the Corporation and steps for implementing the scheme were afoot at the close of the year.

40. Commencement of some works, the contracts in respect of which had already been awarded during the year had either to be postponed or the contracts terminated due to either non-availability of the vacant possession of the site, public objections to their location or shortage of materials like steel and cement and consequent demand by tenderers of increased rates due to a rise in the cost of materials prevailing in the market subsequent to the Middle East Crisis. New works undertaken and in progress during the year.

41. As the rates quoted by the tenderers in the recent tenders were found high, it was decided to carry out certain minor building works through departmental agency and as an experiment orders were issued to carry out the work of "Extension to the Walpakhadi Municipal school building, Mazagaon" departmentally.

42. The programme of constructing urinal blocks in different parts of the City could not be pursued vigorously due to objections received from public regarding their locations. Urinals at (1) Chinchbunder 1st Street, (2) Gokhale Road junction Sayani Road, (3) Nardulla Tank Maidan, (4) Near Dawn mills compound & (5) Near Kolwada Railway Station were either completed or were under construction at the close of the year.

B.—Construction of Sewers and Pumping Stations.

43. The progress on the construction of purification plant at Love Grove was satisfactory. The machinery referred to in the last year's report having been received the work of installing the same was almost complete.

44. The scheme for improving the sewerage system of the City approved by the Corporation under their Resolution No. 492, dated the 5th August 1948 was being gradually implemented. The works of (1) construction of 33" Hume Pipe sewer in Globe Mill Passage from the junction of DeLisle Road upto manhole No. 19 (2) construction of 6'-0" x 9'-0" all concrete ovoid sewer in the north-west low level Road, off Falkland Road from Tardeo Chowk i.e., manhole No. 71 to west side of Western Railway fencing, (3) construction of 6'-0" x 9'-0" all concrete ovoid sewer across the Western Railway land & the eastern approach of Falkland Road Bridge from the west side Railway fencing upto Lamington Road junction manhole No. 88 were in progress. Tenders for the work of laying 9"-15"-21"-27" hume pipe sewer in Shaikh Memon Street junction 1st Ganeshwadi to junction Kalbadevi Road were reinvited and the work was awarded by contract at the close of the year.

45. The work of guniting 5'-4" x 8'-0" old main ovoid sewer from Clarke Road to Love Grove Pumping Station which was started at the close of the previous year was nearing completion.

46. The scheme for improvement of sewerage facilities at Warden Road, Nepean Sea Road etc., as approved by the Corporation under their Resolution No. 588, dated the 11th August 1947, which was so far held in abeyance was proposed to be gradually implemented. Accordingly tenders for the work of laying 27" dia sewer C-D in Warden Road from the pumping station to the head manhole of 42" circular sewer in Clarke Road were invited and the work was awarded by contract at the close of the year.

C.—Construction of storm water drains and covering open storm water channels.

(a) Storm Water Drains.

47. The works of providing storm water drains in (i) Mahatma Gandhi Road between Flora Fountain and Napier Road, and (ii) Tulsi Pipe Land between Elphinstone Road and DeLisle Road (inclusive of additional manholes on existing sewer) were completed.

48. Tenders for the work of providing Storm Water drain in Tulsi pipe land between Fergusson Road and Haines Road were invited and the work was awarded by contract. The expenditure booked on the works amounted to Rs. 39,688.

49. With a view to abating the nuisance of flooding during the monsoon, especially in low lying areas, a scheme costing Rs. 25.75 lacs approved by the Corporation is proposed to be implemented gradually from the current year for which a part provision of Rs. 2 lacs has been made.

(b) Covering open storm water channels in the City.

50. The works of construction of (1) underground storm water drain in lieu of the existing water course in Lalbaug area and (2) 7'-6" x 4'-9" arched drain in lieu of the open channel along sweepers' chawl on the north of Gold Mohur Mills from Dadar Road upto the culvert across railway tracks were completed.

51. The following works were in progress by contract during the year :—

- (i) Construction of 6'—0"×6'—0" dhapa drain with R.C.C. slab in lieu of the open channel for a length of 1850' behind Arthur Road Prison.
- (ii) Construction of a treble barrelled R.C.C dhapa drain 12'×9' for a length of 1136 R. ft. from Bellasis Road pipe depot towards Clarke Rod in lieu of open channel.
- (iii) Construction of a treble barrelled R.C.C. dhapa drain 12'×9' for a length of 1100 R.ft. from Bellasis Road pipe depot towards Clarke Road i.e. from chainage 1136 Rft. to 2236 Rft. in lieu of the open channel.
- (iv) Covering of the open storm water drain between Worli Road and Cleveland Bunder Sluice gate.

52. Tenders for the work of covering the open channel drain from Globe Mill passage to the confluence of the channel near Century Mills were received and recommended at the close of the year.

D.—Road and Footpaths.

53. (a) *Roads*.—(1) The work of permanent construction of DeLisle Road between Gokhale Road and Currey Road which was started during the previous year was completed. The work of permanent construction of half the width of Tulsi Pipe Line road between DeLisle Road and Fergusson Road for a length of 2650' including storm water drainage arrangement was in progress.

54. Eleven main roads having semi-grouted surfaces were resurfaced by Reconod process.

55. Tenders for treating 27 roads and two, Junctions with 3" asphaltic concrete surfaces were invited and the works were awarded by contract. The works of concreting the junction at (1) Mahatma Gandhi Road and Napier Road and (2) Arthur Road and DeLisle Road were also completed.

56. (b) *By-lanes*.—The works of permanent construction of 18 by-lanes estimated to cost Rs. 1,53,614 were either completed or were in progress at the close of the year and the expenditure incurred amounted to Rs. 25,147.

57. The sewers, drains and other works were carried out departmentally and by contract by the construction Branch during the year, under Loan works Budget A. Total expenditure amounted to Rs. 39,34,826 till 31-3-57.

E.—Miscellaneous

(a) *Traffic amenities*.

58. (1) *Traffic and channelising islands*.—Important intersections of roads where traffic and channelising islands for regulating the traffic have been provided since the inception of this scheme in the City totalled 112. Out of these 4 were constructed during the year under report and the work of permanent construction of two were in progress during the year.

59. During the year, proposal for the construction of traffic and channelising islands at 6 different intersections of roads in the City were submitted for the approval of the Works Committee.

60. With a view to relieving traffic congestion at Kemp's Corner a start was made to widen the approaches to the intersections of the roads. The Government has agreed to bear half the cost of the actual expenditure of the work which is estimated to cost Rs. 84,294.

(b) *Other works*.

61. (i) Due to heavy action of sea waves in Mahim Bay, the storm water outfall No. 3 opposite Ranade Road extension was damaged. The reconstruction work was started during the year under report. The work of providing protective works to outfall No. 4 in Mahim bay was also in progress during the year.

(ii) The work of laying 9" pipe sewer in the compound of Victoria Gardens and draining various cages of animals was started departmentally and was in progress at the close of the year.

(iii) The works of providing 18' wide water-bound road, 1700' long, and also of the parapet wall at the new pumping Station at Love Grove were in progress.

(iv) Protective work to the outfall sewer at Love Grove Worli :—

The work on part II had been completed during the year 1954-55. The work under Part I and III were completed during the year under review at a total cost of Rs. 79,213-3-0 and Rs. 56,070-14-0 respectively.

(v) Sea wall at Worli :—

Out of the total length of 2350' of the proposed sea wall, the work of constructing a length of 1575' had been completed by contract during last year. The remaining work was in progress during the year under review.

(c) *Hill Cutting*

62. (1) *Highlands at Sion, Scheme No. 6*.—The remaining work of cutting high lands between road No. 28A and 29 was in progress.

(ii) *Worli Hill Scheme 58* :—The work of hill cutting in respect of section A and B was completed. The work of cutting in section D was in progress. Tenders for sections 'C' were reinvited.

(d) Works in Ex.-Trust Scheme

63. 41 works of roads, drains and sewers were completed or were in progress in the *Ex-Trust Schemes*, during the year, under 'B' Budget, by contract and departmentally.

(e) Private Major Works

64. Tenders for the work of diversion of storm water drains, sewers, construction of road etc., in connection with the remodelling of the Churchgate Station were invited and the work was in progress by contract during the year. The cost of this work is to be met from the deposit of Rs. 3,24,187 paid by the Western Railways.

F.—Municipal Housing.

65. The position as regards the availability of residential tenements in the City continued to be unsatisfactory during the year. The situation was aggravated as a result of a number of house collapses which are yearly on the increase. During the year the number of house collapses was as high as 99 which resulted in dishousing a large number of families. The need for slum clearance and provision of alternative accommodation to the slum dwellers is also pressing. The new tenements constructed during the year through private enterprise and other sources were very few and contributed very little to meet the growing demands for housing.

66. A detailed report regarding the housing situation in the City was submitted to the Corporation in September-October 1956. The report gives a complete perspective of the state of affairs with regard to the housing and also deals with some of the remedies to at least partially meet this difficult problem. It was inter alia recommended that 3,000 tenements per year would have to be constructed by the Municipality at a cost of about Rs. 2 crores to meet the immediate demand. The report was adopted by the Corporation under their Resolution No. 1012 of 19th October 1956 directing that the target for construction should be 4,000 tenements as against 3,000. A committee was also appointed by the Corporation to review the housing situation in the City from time to time and to expedite Municipal housing programmes. As an organisational matter a special post of Assistant Engineer (1st Grade) Housing was created in October 1956 for the purpose of planning and executing the housing projects.

67. The housing schemes undertaken by the Municipal Corporation fall broadly under the following four major heads:

- (1) Housing for the essential Municipal staff.
- (2) Housing for the Municipal staff in general.
- (3) Public Housing,—housing for the low income group and
- (4) Housing to be provided for slum clearance.

68. The following table shows the number of different tenements constructed by the Municipal Corporation during the last five years against each of these categories :—

Year.	No. of Tenements.			
	Municipal Staff.	Low Income	Slum Clearance	Total.
1951-52	...	867	...	867
1952-53	48	192	...	240
1953-54	...	54	...	54
1954-55	245	914	...	439
1955-56	217	217
1956-57	989	...	562	1,551

69. The total number of tenements constructed during the year under report was 1551 and the total expenditure incurred on housing works was Rs. 18,90,546. The major schemes executed during the year were as follows :—

The construction of dormitories.

(i) The dormitory situated at Palton Road accommodates 370 beds and since the time of its inception, it is fully patronised. Another dormitory for 220 beds is under construction at Naigaum.

(ii) Two transit camps for rehousing the families to be dishoused from the slum areas in Kamathipura are under construction during the year, one at Haines Road consisting of 210 tenements and another at Milk Street consisting of 254 tenements.

(iii) For housing of the Municipal employees, 144 two-and-three-room blocks are under construction at Gilder Lane.

(iv) 120 tenements are under construction at Wadala which will be made available to the general public.

70. Apart from the question of finance, the main handicap for implementation of these schemes of housing of Corporation are the difficulties in obtaining suitable sites, the scarcity of building materials such as cement and steel, and rising prices of the essential building materials such as bricks, sand, metal etc.

The procedure for acquisition of land under the Land Acquisition Act is very dilatory, and considerable time lapses between the initiation of acquisition proceedings and the actual securing of possession of the land. Two major acquisitions for housing proposed during the year are (1) Dabholkar quarry land about 49,000 sq. yds. and (2) Dabholkar Adda 45,320 sq. yds. Proposals for acquiring other lands were also under way

III.—Maintenance of building and roads.

71. This Branch under A. E. 1st grade is entrusted with the repairs and maintenance works in respect of (1) Municipal and ex-Trust properties including acquired properties, (2) roads, footpaths, renewal of road surfaces and surfacing of footpaths and other contingent works, and (3) works such as road watering, providing and maintaining street name-boards, upkeep of public monuments, preventing or permitting occupation of roads and footpaths and similar other administrative works. The work of supervision of asphalt plants and crushers, construction of asphalt roads and footpaths is also entrusted to this Branch. Other matters looked after are street lighting, traffic problems and amenities, and the works in connection with private streets and their improvement.

A.—Municipal and ex-Trust properties.

72. The total number of buildings, and other properties in charge of this Section was 3,212 as against 3,196 in the previous year. 18 properties were added during the year and 2 were demolished.

73. The work of maintenance can be classified under three major heads, (i) normal repairs, (ii) special repairs and (iii) new works. Normal repairs include works of monsoon repairs such as fixing bamboo mats, dammering, tile-turning, white washing, colour washing etc. The works that are likely to increase the life of the buildings or structures fall under the category of "Special repairs." The works of additions and alterations to buildings and also those for providing additional amenities fall under the category of 'New Works.' The works mentioned above were carried out partly by contract and partly departmentally.

74. For purposes of contract works, the City was divided in two divisions, one comprising A, B, C, D and E wards and the Sanitary Institute at Princess Street, and the other comprising F and G Wards and Matunga Leprosy Home. The contracts for these two divisions were entrusted to two different contractors. The rates for works by these petty Works Contractors were 15.25 per cent. below the schedule rates for Division I and 10.25 per cent below the schedule rates for Division II, as against 20.56 per cent. and 18.75 per cent. below the schedule rates of the previous year for the two divisions respectively.

75. Repairs to school buildings under Budget 'E' were also carried out by the Maintenance Branch and the total expenditure incurred on this item amounted to Rs. 29,907. Out of the total expenditure, works to the extent of Rs. 9,43,413 were carried out departmentally and of Rs. 9,60,851 through Petty Works Contractors.

76. In addition to the above, the works of oil-painting, colour washing and white washing Municipal properties were carried out on the basis of 'A' schedule rates from the provision of Rs. 7,5000 for such works.

77. 98 Work orders amounting to Rs. 3,69,394 were issued to the Petty Works Contractors of both the Divisions.

78. The works of oil painting at Bellasis Road Chawls Nos. 1-4, Nagpada Chawls Nos. 17-18, Old Mominpura Chawls, Mahar Chawls, Peon Chawls, Chandanwadi Chawls Nos. 1-6, Chinch Bunder Chawls Nos. 1-7 and 225 tenements at Haines Road, Worli, were carried out.

79. The works of structural repairs by guniting treatment to Suparibaug Road Chawls, Godown Nos. 8, 9 and 10, on Plot No. 104 at Dongri, and the 2nd floor of B.I.T. Chawl No. 5 at Mahilashram Road, Matunga were completed. The works at Imamwada Chawls and Agripada Chawl No. 21 were in progress.

80. The works of improving the water supply of Suparibaug Road Chawls and Matunga Labour Camp were in progress.

81. The works of providing kuchra chutes at Bellasis Road Chawls and replacing flushing tanks and providing flush valves instead at Love Lane Chawls Nos. 2 and 3 and Mazgaon Chawls Nos. 1-5 were nearing completion.

82. The works of electrification of Agripada Chawls (except Chawl No. 21), Mahar Chawl, New Mominpura Chawls, Chandanwadi Chawl Nos. 4 and 6, and Labour Camp at Worli were completed. Separate electric meters, etc., were provided at Bellasis Road Chawls and Mazgaon Chawls Nos. 1, 2 and 16, Chandanwadi Chawls Nos. 2 and 5, 225 tenements at Haines Road, Worli, and 100 tenements at Sewri.

83. 2163 Estimates amounting to Rs. 46,99,447 for various works were prepared during the year.

'B'—Roads and Footpaths.

84. The total length of roads and footpaths in the City at the close of the year was 274.716 miles as against 274.226 miles at the beginning of the year.

85. *Roads of permanent construction—Renewal of surfaces.*—The total area of road surfaces renewed during the year with 3" sheet asphalt was 22,248 sq. yds. at a total cost of Rs. 2,31,037.

86. An amount of Rs. 4,08,266 was spent on repairs to pot-holes on carriageways. General, over head and miscellaneous charges (which included charges for bringing stores, removal of encroachment and such other miscellaneous charges which could not be included in the expenditure directly incurred on the road repairs) amounted to Rs. 1,94,495, Rs. 1,66,707 and Rs. 47,435 respectively. The percentages of these charges including establishment over the direct expenditure on road repairs and departmental and private works carried out by the Road Maintenance Branch works out to about 17.42 as against 18.27 during the previous year.

87. The work of maintenance of roads and footpaths was generally satisfactory throughout the year. A total area of 430010. Sq. Yds. of different types of the road surfaces was improved during the year as detailed below :—

	Sq. Yds.
(1) Sheet Asphalt	22,248
(2) Chips coat on asphalt roads laid by asphalt Plant	1,20,127
(3) Surface dressing	2,87,635

88. As usual Rs. 1,60,550 were paid to the Bombay Port Trust for cleaning and repairing Port Trust wharves and roads.

89. The work of asphaltting footpaths as approved by the Corporation was continued during the year and the footpaths of 45 Roads covering an area of 65,156 Sq. Yds. were asphalted at a cost of Rs. 1,37,250

C.—Miscellaneous works in connection with roads and footpaths.

(a) Road Watering.

90. Water-bound roads and kutchra footpaths comprising a total area of 28,109 sq. yds. were watered at suitable intervals during the dry season and the expenditure incurred thereon amounted to Rs. 647.

(b) New roads and footpaths.

The following private streets were taken over for maintenance during the year :—

(i) Private street leading to Sophia College off Bhulabhai Desai Road.

(ii) Falkland Road 8th Cross Lane.

(c) Street name-boards.

Total expenditure incurred on repairing and maintaining the existing ones amounted to Rs. 7,219.

(d) Maintenance of public monuments.

All the statues were periodically cleaned and maintained in good condition at a total cost of Rs. 3,339

(e) Pedestrian guard railings.

10,985 R.ft. of guard railings were maintained during the year.

(f) Widening of road consequent upon acquisition of set backs.

The cost of adding to roads the set back lands acquired in different parts of the City inclusive of the cost of incidental works, such as shifting tram-poles, electric cables, gas or electric lamps, water entrances, etc. amounted to Rs. 56,350. The total area thus added to the road during the year was 4,736 sq. yds.

(g) Private and Departmental works

725 works were carried out for various private parties at a total cost of Rs. 2,51,685 and 702 works were carried out for other Municipal departments at a total cost of Rs. 7,56,506.

(h) 990 benches on roads and footpaths were maintained.

'D'—Road Rollers.

91. In the beginning of the year there were 48 road rollers. Out of these 2 were petrol driven, 28 diesel driven and 18 steam driven.

92. During the year, 4 new Diesel road rollers were purchased from the market and one second hand Diesel roller from the Military disposal Department. One 12 1/2 Tons Steam Roller was sold to Kandivili Municipality.

E.—Permits.

93. (a) Opening of roads and footpaths : During the year 41 permits were issued for excavation in roads and footpaths. The cost of reinstatement of the disturbed surface was charged to the respective permit holders. The trenches were repaired at a total cost of Rs. 12,98,072 which was borne by the parties concerned. The total amount of road opening fees recovered was Rs. 700.

(b) Occupation of roads and footpaths : Action under Section 322(b) of the Bombay Municipal Corporation Act was taken to prevent unauthorised occupation of roads by dumping building materials. 365 notices were served for contravening the provisions of the Act.

94. Fees were recovered for the use of roads for stacking building materials and putting up scaffoldings. The total receipts under this head amounted to Rs. 29,795 for 551 permits.

95. Ground rent recovered on account of (1) temporary lettings of road-side lands, footpaths and awnings, (2) erection of petrol tanks, pumps and (3) other occupations for miscellaneous purposes amounted to Rs. 55,426

96. In addition 445 permits were also issued for occupation of roads for erecting mandaps, placing chairs etc., and the amount realised therefrom was Rs. 10,746.

97. Permission for 24 tram shelters and 313 bus shelters on roads and footpaths was continued.

F.—Tramways.

98. No additions were made in the total length of the tram tracks in the City. 1,005 miles of tram tracks were removed from the Mahatma Gandhi Road and Girgaum Road.

99. The total length of double tram tracks in the City was 26.254 miles and that of single tram tracks was 2,792 miles. (These figures include tram tracks from which tram service was withdrawn during the year but the rails were not removed from the road).

G.—Public Street Lighting.

100. The streets of the City continued to be lighted with gas and electric lamps during the year under report.

101. The total number of lamps in the City at the end of the year was 12,348 which exceeded the corresponding figure of the previous year by 23. The details of the different types of lamps are shown as below :—

Gas Lamps.

Hexagonal.	Bombay.	Littleton.	Rochester.	Suggs.	Traffic Directional.	Total.
1,890	40	5,519	238	141	115	7,943

Electric Lamps.

Tungston Filament lamps	Mercury Vapour lamps.	Sodium Vapour lamps.	Fluorescent.	Total
2,625	1,753	Nil.	27	4,405
Grand total of gas and electric lamps				12,348

102. In addition to these lamps 15 Policeman's spot lights and 12 lamps on railway footover bridges at Chowpatty, Byculla and Dadar were maintained by this Department.

103. The candle power of the gas lamps varied from 70 to 1200 and that of electric lamps from 25 to 1190. Some of the ordinary pressure gas lamps of high power, which were uneconomical for maintenance, were removed and electric lights provided instead.

104. The following statement shows the total candle power of the lamps, energy consumed and the expenditure incurred on account of the maintenance, etc. On an average 570570 cubic feet of gas and 8595 Killo Watt Units of electricity were consumed per day as against 593031 cubic feet of gas and 7975 Killo Watt Units of electricity per day during the previous year.

Kind of Lighting.	Candle Power.	Total consumption during the year.	Expenditure for lighting.
Gas	17,78,060	20,82,58,380 Cft.	Rs. 11,14,285
Electric	13,33,091	31,37,250 K.W.H.	Rs. 8,02,142

105. An additional expenditure of Rs. 1,57,151 was incurred on the following items :—

	Rs.
(1) Erection of new lamps.	9,514
(2) Repairs and maintenance.	68,225
(3) Works of improvement in street lighting.	79,412

106. As usual Rs. 43,860 were paid to the Bombay Port Trust on account of lighting of wharves and roads in their charge by adjustment against the amount due from them in respect of General tax for the year under report.

107. The works of lighting and maintaining the street lamps were done through Messrs. The Bombay Gas Co., Ltd. for gas lights and the Bombay Electric Supply & Transport Undertaking for electric lights.

108. Since 1954-55, an "All-in-hire" scheme for mercury vapour and fluorescent electric lamps has been introduced. The 12 roads were lighted under this Scheme during the year. During the year under report the lighting of the 20 roads was improved. New lighting arrangement was provided at 7 places.

H.—Traffic

109. The main works attended to by this Section were designs of channelisation, rotaries and refuge Islands, obtaining traffic volume counts for determining the various movements of traffic, providing pedestrian cross walk lines, temporary and permanent, traffic studies for installation of a automatic traffic signals in the City and parking.

110. The following traffic and channelizing islands as approved by the Traffic Advisory committee were completed :—

- (i) Queen's Road junction Charni Road.
- (ii) Mahatma Gandhi Road junction University Road.
- (iii) Khareghat Road junction Mancherji Joshi Road.
- (iv) Mint Road junction Bazargate Street.

111. The work of providing traffic islands at the following places was in progress at the close of the year.

- (i) Lady Jamshedji Road junction Sitladevi Temple Road.
- (ii) Pochkhanawalla Road junction Worli Road No. 10.

112. The works of traffic channelising islands at the following places were sanctioned :—

- (i) Cadell Road junction Ranade Road.
- (ii) Dr. Annie Besant Road and Cadell Road.
- (iii) Dr. Annie Besant Road junction Globe Mill Passage.
- (iv) Tulsi Pipe Road junction Dadar Road.
- (v) Dhobitalao
- (vi) Poibawai (remodelling only).

113. *Pedestrian Crossings.*—Pedestrian crossings, lines, centre lines and parking lines were demarcated on some of the main thoroughfares and in front of schools, etc. in consultation with the Police Department.

114. *Traffic Signals.*—Automatic traffic signals were installed at the following inter-sections :—

- (i) Phirozeshah Mehta Road junction Dadabhoy Naoroji Road.
- (ii) Mahomedally Road junction Masjid Bunder Road.

(I) Asphalt plant and Crushers

115. The Municipal hot mix asphalt plant at Worli was in operation throughout the year except during the monsoon. The Pegson mixer was worked for turning out asphalt chips mixture and cold-mix material required to fill in pot holes in the City and the Suburbs. The labour for running the Asphalt Plant was obtained by contract system.

116. The total area of 3,64,710 sq. yds. of roads and footpaths was repaired and renewed during the year, as against 2,67,715 Sq. yds. repaired or renewed during the previous year.

117. Road renewal work by 3" asphalt carpet admeasuring 66,736 sq. yds. was carried out by Messrs. Recond Ltd.

118. 45 Footpaths covering an area of 65,156 Sq. yds., were asphalted with $\frac{1}{2}$ " to $\frac{3}{4}$ " sand carpet.

Hot Mix Asphalt Plant.

119. The hot mix asphalt plant worked for 213 days and remained closed for 76 days on account of the rainy season and for 76 days on account of Sundays, holidays and break-downs in the plant.

120. The rates adopted for booking expenditure for different modes of construction were the same as in the previous year. The total expenditure for renewing the road surfaces, the cost of which was chargeable to different Budget heads amounted to Rs. 2,31,037.

121. An area of 55,011 sq. yds. was repaired by providing 3/4" asphalt pre-mixed carpet on grouted roads 2,359 tests were carried out at the asphalt plant Laboratory on different asphalt mixes.

122. An area admeasuring 35,225 Sq. yds. was treated with chips coat by Messrs. Recondo Ltd., at the rate of Rs. 2.25 per Sq. yd. and an area of 27,970 Sq. yds. was treated similarly by Messrs. Shah Construction & Co., at the same rate.

Crushers at Worli and Sewri

123. There were four crushers at Sewri, and four Crushers and a granulator at Worli of which on an average 2 Crushers worked at each place. The total out-put of the crushers during the year was 12,064 brass against 12,009 brass during the previous year. The work of crushing the rubble stone at both the crushers was carried out by Departmental labour. The rubble at Worli and Sewri Crushers was supplied through contract at Rs. 20-10-0 per brass.

124. The value of the stock in hand at the end of the year was Rs. 11,909 at Worli Crushers and Rs. 10,380 at Sewri Crushers.

125. There was a nett loss and profit of Rs. 39,658, and Rs. 22,664 at the Worli Crushers and Sewri crushers respectively.

J.—Improvement of Private Streets in the City.

126. Out of 11 actions (9 under Section 305 and 2 under Section 377 (1-A) of the B. M. C. Act reported to be in progress in the previous year, 2 under Section 305 were completed during the year. One action (under Section 305) was taken in the year under report, thus bringing the total number of cases in progress to 10 at the end of the year.

127. In addition to the abovementioned cases, two actions of special nature taken in hand during the previous year without resort to Section 305 or Section 377 (1-A) of the Municipal Act, were in respect of improvement of passages in private holdings, in which it was agreed that if the frontagers deposited in advance the full improvement cost for 'draining, lighting and cement concreting' the passages under reference and thus satisfied the requirements of Section 305 of the B.M.C. Act, these would be taken over by the Corporation and declared 'public' in accordance with Section 306 of the B.M.C. Act.

128. Works in respect of two private streets off Gwalia Tank Road and Gwalia Chawl Road were completed. Work order was issued for the private street off Girgaum Road near Portuguese Church. Two private streets, viz., one leading to Sophia College off Bhulabhai Desai Road and the other Falkland Road 8th Cross Lane were declared "public" or treated as "public". Demand notices under Section 491 were issued in respect of private streets off Sussex Road and off Shankarrao Pupala Road.

129. The Civil suit action under Section 527 of the Act, filed last year by the frontagers Mrs. Laxmibai Narayan Patil and Shri Narayan N. Patil for a private street, off Bhawani Shankar Road, against the Corporation was compromised in the favour of Corporation subject to confirmation by the Court.

130. No amount was declared as 'Improvement Expenses' under Section 494 during the year under report.

131. Recoveries including interest and deposits made during the year under report from the house-owners in respect of works carried out in the past and proposed to be carried out amounted to Rs. 18,937-11-0 against Rs. 24,305-6-0 for the previous year.

132. Out of 12 Civil Suits in the Small Causes Court in respect of 'private' street in Bhaskar Bhawoo Oart near Gamdevi which stood adjourned as reported in the last year's report, decrees in 11 cases were obtained after several postponements and only one case stood adjourned at the close of the year.

133. Out of the 3 Civil suits filed last year in Small Causes Court in respect of private streets in (1) Nikadwari Oart and (2) Baker Lane off D'Lima Street, decrees in 2 suits were obtained after several postponements and 1 suit remained adjourned at the close of the year. In addition, during the year under report, 3 new suits were filed in respect of the above private streets and after several hearings stood adjourned at the close of the year. The 15 cases filed in Criminal Courts under Section 471 last year were withdrawn finally as the frontagers concerned consented to enter into a bond with the Corporation agreeing to bear the pro-rata cost of the improvement work. In 3 cases the parties paid in advance the full amounts of the estimated pro-rata cost. No new prosecutions were launched under the aforesaid Section of the Act, during the year.

134. No new roads were taken over for maintenance from the Government or any other body during the year.

135. During the year under report the Standing Committee's sanction was obtained to file new Civil Suits under Section 506 of the Act in respect of (1) Private Street known as Dr. Bhagwanlal Indrajit Road and Narayan Dabholkar Cross Road and (2) 'private' street off Currey Road Low Level Road.

K.—General Comments.

136. Work of bringing under permanent construction by either asphalt or concrete, the main roads which had semi-grouted surfaces was in progress during the year. 66,736 Sq. yds. of roads were improved in asphalt and 15,929 Sq. yds. in concrete.

137. Excavations on roads were on the increase during the year. This was mainly due to laying of water mains and distributory mains drainage construction works and the heavy programme of the Public Utility Concerns of laying and renewing their underground services and their maintenance works. Frequent opening of roads and footpaths for the above purposes caused inconvenience to the motoring public and the pedestrians alike. In order to co-ordinate the work in this respect, and facilitate expeditious reinstatement of the trenches taken periodical meetings of the representatives of the Municipal Departments and the Public Utility Concerns were held by the Municipal Commissioner and the City Engineer. The experiment was found to be encouraging.

138. Messrs. Ibcn Private Ltd., who were entrusted with the review of the work of the Maintenance of roads and footpaths, asphalt plant and crushers and maintenance of Municipal properties completed their work. The recommendations mainly deal with (1) mechanisation of various operations to replace the present manual operations, (2) rationalization of labour assignment and setting up yard stricks for labour assignment, (3) amalgamation of certain operations to reduce multiple handlings, etc. The recommendations envisage an ultimate reduction of labour staff from 2821 to 1618 with a net saving of Rs. 12,09,000 per annum. Steps were being taken to implement the suggestions.

139. The present administrative set up of the Maintenance Branch comprises of four divisions of the City, each division being in charge of an Assistant Engineer who supervises maintenance of roads and footpaths and Municipal Buildings. Messrs. Ibcn Private Ltd., who dealt with this question have recommended re-grouping of the divisions into five to facilitate better supervision and proper survey of Municipal buildings.

To facilitate execution of timely repairs and renewal works with a view to give better relief to the inmates and prolong the life of the buildings steps were taken on the recommendations of Messrs. Ibccon Private Ltd., to create the posts of one Assistant Engineer and one Inspector for this purpose. The experiment is being watched with interest.

IV.—MAINTENANCE OF DRAINS AND SEWERS.

140. This Branch under A.E. 1st Grade is responsible for (i) cleansing and maintenance of all underground sewers, underground and open storm water drains, open channels, (ii) making street connections to sewers and storm water drains, (iii) maintenance of Sewage Pumping Stations and purification Works, Air Compressor Stations and Ejectors.

A.—MAINTENANCE AND CLEANSING.

141. The Appendix D-1 gives the details of lengths of sewers and drains cleaned and the quantity of silt removed.

142. *Water courses*—Water courses were cleaned and kept in good condition and 2,354 tons of silt was removed.

143. *Catchpits*—Catchpits on pipe sewers and ovoid sewers were cleaned at regular intervals and 3,432 tons of silt was removed therefrom.

144. *Water entrances*—14,453 water entrances including perforated stoneware ones were opened and cleaned before the monsoon and closed after the monsoon and 2,275 tons of silt was removed.

145. *Street Connections*—1,39,488 street connections were cleaned during the year and 2,028 tons of silt was removed therefrom.

146. *Biological installation at Banganga*—This installation was kept in working order during the year under review by thoroughly cleansing the filter beds and carrying out necessary repairs at a cost of Rs. 3,568.

147. *Ventshafts*—All ventshafts on pipe sewers which number about 2,641 were maintained and kept in working order.

148. *Open storm water channels*—The five main open storm water channels were cleaned at a total cost of Rs. 7,000 and 3,948 tons of silt was removed therefrom. Open channel drains at Sind Sewa Samiti, Punjab Refugee Camp, Joglekar Wadi at Dharavi were cleaned and maintained as an anti-malarial measure.

150. *Common house drains in private properties*.—The work of systematic cleansing of house drains was continued during the year and it resulted in reducing the number of chokes therein. Special attention was paid to long lengths of common house gullies. This helped in keeping the common house drains in working order inspite of the fact that some of the drains are very old, haphazard and without proper slope.

151. The system of cleaning the street connections in the city with the help of a mobile gang having flexible rod equipment, introduced some years back was continued this year also for removing chokes with satisfactory results.

152. *Repairs and alterations*.—The work of repairs to 270 manholes, replacement of 113 gratings and renewal of 43 ventshafts at a total cost of Rs. 20,627 was carried out.

B.—STREET CONNECTIONS.

153. The work of giving street connections to the new and old buildings was continued and 176 street connections were granted to sewers and 43 to storm water drains.

C.—DEPARTMENTAL AND PRIVATE WORKS.

154. Works costing Rs. 1,11,879 (Departmental) and Rs. 55,993 (Private) were carried out at the cost of various Departments and private parties.

D.—FLOODING.

155. No special staff was appointed during day time for attending to flooding in the low lying areas in the City, but the work was entrusted to the Ward Staff and during the nights, two existing emergency gangs were engaged for this work. This arrangement was found to be satisfactory.

The total rainfall as recorded at Babula Tank Office from 31st May to 7th October 1956 was 87.60 inches.

E.—HOUSE DRAINS.

156. 3,695 requisitions were issued against the house owners for certifying the defects in the house drain fittings. The requisitions outstanding at the beginning of the year numbered 1,291. Requisitions in respect of which actions were complied with during the year numbered 3,974, leaving a net balance of 1,012 cases outstanding at the end of the year. Appendix D2 gives details of the requisitions classified according to the sections of the Municipal Act.

In 625 cases the requisitions having not been complied with, prosecutions were launched and the fines inflicted which totalled Rs. 4,734.93.

F.—SUBVENTION SCHEME FOR CONVERSION OF PRIVIES INTO WATER CLOSETS.

157. The application of this scheme was deferred so far as the premises fallings in the Town Planning Scheme Mahim Woods is concerned.

G.—GENERAL COMMENTS.

158. The main difficulty in cleansing the sewers effectively is the surcharged condition of the sewers. The installation of additional pumps of bigger capacity in recent years at the existing pumping stations, and the construction of new Pumping Stations at Tulsi Pipe Road and Globe Mill Passage have helped to abate these conditions to a great extent.

159. In Colaba area, the surcharge problem, which is due to insufficient capacity of the ejectors, will be successfully solved only when the scheme for a separate outfall and purification works for Colaba materialises. The work on this scheme is to be undertaken shortly.

The other acute problem confronting this Branch is the cleansing of the common house gullies in Kumbharwada and Nagpada areas. As the drains in these gullies are long and dilapidated, it was decided that the only effective and expedient measure would be to short-circuit and renovate the common house gullies through Municipal agencies at the cost of the owners. The work of one common house gully at Kumbharwada was undertaken and is almost complete. Estimates for common house gullies in Kamathipura have been sanctioned and the work has already been taken in hand.

160. A radical improvement was effected in cleansing of the house gullies. Formerly the Drainage Branch looked after the cleansing of the drains and the Conservancy Branch, looked after the sweeping of the gullies. Since the transfer of the Conservancy Branch under the City Engineer these works are done simultaneously. This has resulted in the work being done effectively and expeditiously and to the satisfaction of the public. An additional lorry and some extra staff was engaged to dispose of the silt removed from the drains and heaped on the footpaths, as a result of which complaints from the public in this connection have been minimised.

161. Mechanization of the drainage service was continued and it is proposed to have more gully emptiers for systematic cleansing of water gullies and septic tanks.

162. The sale of concrete covers was continued. The cast iron outer frames required in their manufacture were obtained from contractors, as the Municipal foundry was not able to meet the increased demand.

163. Complaints of chokes and overflow of house drains were in many cases due to thefts of covers over inspection and gully trap chambers. As an interim measure, Shahabad slabs were provided wherever necessary. It helped to minimise these complaints.

164. The work of cleansing, maintenance and improvement at Dharavi and Sion areas was intensively carried out. This work, being of the nature of an anti-malarial measure, was given a top priority. The Ex-Trust drain at Dharavi was kept in a flowing condition, and its flow was diverted to the new 42" sewer. The open drains at Joglekar wadi and Dharavi and their sections were suitably reduced to increase the velocity of the flow which was diverted to the sewer by regrading the portion of the drain.

PURIFICATION PLANTS, PUMPING STATIONS, AIR COMPRESSOR STATIONS, AND EJECTORS.

A.—SEWAGE PURIFICATION AND DISPOSAL WORKS.

(1) Love Grove disposal Works.

165. *Pumping stations* :—The pumping stations, old and new at Love Grove, worked satisfactorily. Station No. 1 pumped out 13,254 million gallons and Station No. 2, 20,220 million gallons during the year. About 3,512 tons of silt was removed from the detritus chamber of pumping station No. 1 and about 8,640 cubic feet of screening etc., were removed from Pumping Station No. 2. The average suction level of sewage in pumping station No. 1 was 72.9 and that in pumping station No. 2 was 73.4. The average sewage level of the whole station works out to 73.1 and the total sewage pumped out at the Love Grove pumping station comes to 33,474 million gallons.

166. The worn out wooden flood gate in the open storm water channel at Love Gove pumping station was renewed in May 1956. The gate was manufactured in the Municipal workshops.

167. The new detritus plant was restarted by the Contractors in the month of March 1957 after replacing the springs by counter weights in the reciprocating rakes in the cleaning channel.

168. Tenders were invited for installing two more horizontal pumps at pumping station No. 2. An order was placed for supplying and installing two horizontal pumps each of 56 million gallons capacity.

169. The first stage of the proposed purification plant at Love Grove pumping station is expected to go into operation within the next few months. The work of construction and erection of digestion tanks, clarifiers, C. F. S. tanks, sludge drying beds, etc., were completed by the two contractors during this year.

(2) Dadar Sewage Purification Plant.

170. *General*.—The sewage purification works at Dadar functioned satisfactorily throughout the year. The total amount of sewage received for treatment at the Dadar plant was 5,166.54 million gallons, i.e., an average of 14.15 million gallons sewage per day, as against an average of 14.5 m.g.p.d. treated during the year 1955-56. Out of 14.15 million gallons sewage received per day for treatment, 7.55 million gallons per day received complete treatment, while the remaining 6.60 m.g.p.d. sewage received only primary treatment. The final effluent turned out by mixing both partially and completely treated sewage was quite satisfactory for discharge into the adjoining storm water drain without causing nuisance.

171. *Pumping stations*.—In this plant 1789.32 million gallons was pumped for treatment as against 1644 million gallons during last year. The increase is due to the operation of the new high capacity pumps. Out of the proposed four high capacity pumps, three are put into operation during the year. The fourth one has been

installed and is awaiting replacement of its non-return valve which was received in a damaged condition. The second rising main from the remodelled pumping station was also laid during the current year. The work of installing necessary landings and staircases is expected to be complete during 1957-58.

172. *Activated Sludge Plant.*—The existing machinery of the activated sludge plant, installed in 1935 and 1937 has out-lived its useful life, and its capacity to treat sewage has dropped due to the increase in the strength of sewage, resulting from increase in population, without material increase in water supply. The Corporation has, therefore, approved the scheme of replacing the machinery by new one capable of treating 4 million gallons of sewage per day.

173. Five out of six aeration rows of the activated sludge plant, worked satisfactorily. The work of overhauling the sixth row could not be completed for want of spare parts.

174. *Enclosed Forced Draft—Filters.*—Two enclosed forced draft filters popularly known as Bombay filters, worked satisfactorily and turned out effluent of tolerably good quality for being discharged into the storm water drain. The third one had its sewage sprinkling machinery completely over hauled during the current year. The corroded revolving arms and stay-rods were replaced by new ones. The humus settling tank, which received the flow from the filter, was modified to suit the requirements of the Factories' Inspector. The radial effluent collecting troughs, which were dangerous and where railings could not be provided, were demolished. The filter has been put back into operation and is working satisfactorily.

175. *Digestion Tanks.*—The existing two digestion tanks worked satisfactorily. On an average the two Tanks treated 100,000 gallons sewage sludge per day.

176. *Sludge Gas Generation.*—The total quantity of sludge-gas generated during the year amounted to 58,335,11 C.ft. showing an increase of about 15,575.00 C.ft. over that generated during previous year. The daily average gas generation during the current year was 1,59,767 C.ft. as against 1,16,830 C.ft. during 1955-56. The average rate of gas generation per million gallon of sewage during the current year was 11,290 C.ft. as against only 8,056 C.ft. per million gallons during the previous year. The increase in gas generation is due to the operation of the Digestion Tank No. 1, which was provided with a new all-steel floating roof. The new roof has diminished loss of gases and has increased the rate of gas generation per million gallons of sewage.

The daily average gas generation during the current year was 159,767 C.ft. The highest and the lowest being 212,200 C.ft. and 71,900 C.ft. respectively. The lowest gas generation per day 71,900 C.ft. was recorded during the monsoon when there was a continuous rainfall for over a week.

The average daily gas consumption for domestic and industrial purpose during February 1957 was 1,20,849 C.ft. showing an increase of 12,894 C.ft. per day over that in February 1956. Owing to the increase in gas consumption upto 1,20,849 C.ft./day and minimum gas generation being only 71,900 C.ft. for about a week during the monsoon, the domestic gas supply had to be practically closed, without interrupting gas supply to the Municipal and other hospitals in Sewree and Parel area. In order to minimise the interruptions in gas service and also to enable stepping up of the gas distribution steps are being taken to install an additional 50,000 C.ft. gas holder during 1957-58.

The revenue realised by sale of gas during the current year amounted to Rs. 1,50,507.58, showing an increase of Rs. 15,838.61 over that realised by sale of gas during the previous year. The revenue by sale of gas during February 57 was Rs. 13,354.41 showing an increase of Rs. 977.67 over that realised during February 1956.

177. *Digested Sludge—Manure.*—During the current year the digested sludge manure was sold to the contractor at Rs. 19.25 per 100 C.ft. The revenue realised by sale of manure during the year amounted to Rs. 9,363.25 as against Rs. 5,082.56 realised during the previous year. The rise in revenue is due to the operation of the Digestion Tank No. 1 which was previously not functioning.

During the current year, as required by the Chief Inspector of the Factories, railings were provided at various places at a total cost of Rs. 28,000. In view of the corrosive atmosphere, the railings are made up of 1" m. s. bars and cast iron posts.

178. *Laboratory.*—The sewage works laboratory at Dadar examined sewage, sludge and gas samples from Dadar and Dharavi Plant.

(3) Dharavi Sewage purification plant,

179. *General.*—The total quantity of sewage treated was 1,409.0 million gallons i.e., an average of 3.9 million gallons per day as against an average of 3.6 million gallons per day during the year 1955-56.

180. *Screening device.*—This unit worked satisfactorily during the year except on few occasions due to the breakdown of the mechanism. This being a vital unit, breakdown necessitates stoppage of sewage intake, as there is no standby unit. Hence, the provision for one standby unit is being made in the Budget for the year 1957-58.

181. *Pumping Station.*—All the three pumps worked satisfactorily during the year. Each pump was removed at least 4 to 5 times for replacement of sleeves and other maintenance work. It was observed that the supports given to re-flux valves and delivery piping of the pumps were inadequate and were causing abnormal vibrations of the pump house floor and supporting pillars. Hence, the supports were strengthened.

182. *Detritus Tank*:—The working of this unit was not found very satisfactory, as the quantity of silt and screenings in the sewage were considerable and the detritus machinery was found to be rather delicate for the purpose. Arrangements are being made to install a higher capacity compressor unit for air lifting the silt.

183. *Primary sedimentation tank*:—It was noticed that the sludge lifting arrangement was not operating properly, as the original pneumatic pumps installed for the purpose were getting choked very often. Hence, these pumps were replaced by air lift pumps.

184. *Final sedimentation tank*:—The final sedimentation tank was emptied on one occasion for repairs and maintenance work and replacement of pneumatic pumps by air lift pumps.

185. *Recirculating pumps and the filters*:—These worked satisfactorily during the year. The filters worked continuously except on two or three occasions when primary sedimentation tank and filters were taken out for maintenance.

186. *Digestion tank and gas holder*:—Digestion tank was loaded to its full capacity. All the five agitation pumps were removed one by one for repairs and maintenance. Leakages developed at number of places in the gas holder due to its constant immersion in the sludge and due to corrosive action of hydrogen sulphide present in the sludge gas were stopped temporarily by application of suitable rubber adhesive.

187. *Gas generation and consumption*:—The daily average gas generation during the fair weather season was 45,000 to 50,000 C.ft. and 15,000 C.ft. during rainy season. During the monsoon there was a sharp reduction of about 50 per cent in gas generation due to heavy infiltration of storm water into the Dharavi main sewer. Steps are being taken to minimise the infiltration of storm water into the main sewer. But this cannot be fully implemented till the low-lying areas are either filled up or provided with a separate storm water drainage arrangement. As a result, the gas supply from the Dharavi plant is interrupted too frequently during the monsoon. Hence, the extension of gas supply in Sion area is made at a moderate rate to avoid further embarrassment during the monsoon, and the new gas supply is given with an understanding that it may not be possible for the Municipality to maintain the gas supply during the monsoon. The revenue realised by the sale of gas in Sion area during the year amounted to Rs. 26,294.12, representing consumption of 18,000 C.ft. gas per day, giving an increase of Rs. 10,033.31 over that realised by sale of gas during the previous year. The revenue by sale of gas in February 1956 was Rs. 2,175.87 whereas during February 1957 it had risen to Rs. 3,221.44. The total gas consumption during the year was 64,01,150 C.ft. i.e., an average of 17,810 C.ft. per day as against 11,040 C.ft. per day during the previous year.

87.25 brass of dried sludge manure was sold to the contractor at the rate of Rs. 19-4-0 per brass. The revenue realised during the year by the sale of manure was Rs. 1,679-9-0.

In view of the presence of high hydrogen sulphide contents in sludge gas, steps are being taken to install a H₂S removal plant.

B.—PUMPING STATIONS

188. The sewage in the City continued to be discharged into the sea at three places viz., Love Grove Outfall, Cleveland Bunder storm water channel and Dharavi (Sion) creek during the year. It was lifted through 13 pumping stations, 7 of which viz., Dadar, Dharavi, Globe Mill Passage, Matunga, Mahim, Jacob Circle and Tulsi pipe line road are major pumping stations and the remaining 6 viz., Sion, Wadala, Sewri, D. D. Chawl, Sewri Jackeria Bunder, Tank Bunder and Warden Road are minor pumping stations. All the pumping stations worked satisfactorily throughout the year.

189. The work of installing four high capacity pumps to replace the pumps of smaller capacity at Dadar purification works was completed during the year. Two 2.5 million gallons per day pumps were installed at Wadala.

C.—COMPRESSOR STATIONS

190. *General*:—The four electrically driven air compressor stations at Victoria gardens, Fergusson Road, Colaba and Warden Road worked satisfactorily during the year.

191. The Colaba air compressor station worked satisfactorily. Due to increase in population at Backbay Reclamation, it is found difficult for the ejectors to cope up with the increased volume of sewage. Due to reconstruction of Churchgate station both Backbay and Churchgate station ejectors were put out of commission temporarily. There were two major break-downs during the year which were promptly attended.

192. At present the Globe Mill passage ejector and the Carrol road ejector are being supplied with compressed air from Fergusson Road air compressor station. The work of installing booster compressor at Carrol Road is nearing completion and after its completion, the Fergusson Road A. C. Station will be finally closed down.

D.—EJECTORS.

193. The underground ejector installations serving the northern central and southern areas in the City continued to operate for lifting sewage from low lying areas as in the previous year. These installations work on compressed air supplied by the four air compressor stations mentioned above. As most of the ejectors have served their useful lives and as their capacity to cope up with the peak-load flows is diminishing, it is absolutely necessary to replace them by new ones. Wherever possible, the ejectors are being replaced by pumping units and where it is not possible to do so it is proposed to replace the existing vessels of the ejectors by new ones of large capacity. The following ejector stations will be replaced by pumping units:

(i) Ejector at Globe Mill Passage.

As the Globe mill passage pumping station has been put into commission this ejector was kept closed during the day time.

(ii) Ejector at Chinchpokli.

This ejector will be closed down when the new pumping stations at Chinchpokli starts functioning. The scheme has been sanctioned and is awaiting execution, as possession of the land for the proposed pumping station is yet to be secured.

(iii) Ejector at Church Street.

The scheme of replacing the existing ejector by a pumping station is under consideration.

194. The total expenditure incurred on the maintenance of Compressor and Ejector Stations amounted to Rs. 2,06,550

E.—FLOOD GATES.

195. There are three floodgates and five drop gates at Love Grove, two floodgates with 8 needle gates at Cleveland Bunder and three wooden needle gates at Dharavi. The cost of the maintenance of the floodgates during the year amounted to Rs. 34,317

V.—PRIVATE BUILDING CONSTRUCTION

196. This Branch is in charge of an Assistant Engineer, 1st grade, who maintains control over the construction as well as additions and alterations to private buildings in the City. The duties of the post cover a wide range of activity comprising prevention of encroachments within the regular lines of the streets, acquisitions of setbacks, prescribing or revising regular lines of streets, permitting stall boards, weather frames, etc., enforcing repairs by issuing requisitions in respect of private buildings etc. It was observed that a number of existing buildings in the City, having outlived their useful span of life were not in a position to withstand even the normal monsoons. On account of shortage of living accommodation the said buildings could not be done away with and therefore attempts had to be made to extend their life as far as possible by taking timely actions for repairs etc., for which this Branch had to be vigilant during the year under review. New building works or additions and alterations coming within the purview of section 337 and 342 but carried out without first getting the plans thereof approved are treated as unauthorised works and therefore this branch had to keep a watchful eye for the detection of such works which had to be got removed with the sanction of the Standing Committee.

Building Proposals

197. The applications received under section 337 of the Bombay Municipal Corporation Act for erection of new buildings numbered 984 as compared to 849 in the previous year. Applications for additions and alterations under Section 342 numbered 1,192 as against 1,221 in the preceding year. The total number of building proposals dealt with was thus 2,176. As two or more modified proposals are often received in respect of one and the same building, the actual number of applications received was considerably in excess of this number. The applications received during the year were 4,911 as against 3,428 in the preceding year.

198. The comparative quinquennial figures for the period from 1952-53 to 1956-57 are given in Appendix E-1.

Building Construction

199. In connection with the proposals received under Section 337 and 342 of the Bombay Municipal Corporation Act, 980 Completion Certificates in respect of buildings completed were received and disposed of during the year as against 1,149 during the previous year.

200. The total number of new buildings constructed by private enterprise during the year was 332 as against 284 during the previous year, out of which 100 were residential, and 232 non-residential. The total number of residential buildings constructed by co-operative societies was 2. There were 2 residential buildings constructed by the employers for their employees as against 5 during the previous year. The non-residential buildings included structures such as garages, godowns, sheds, sanitary blocks, etc.

201. The number of one room, two room and large tenements (usually known as blocks) used for residential purpose, constructed during the year was 119, 348 and 855 respectively as against 296, 454 and 811 constructed during the previous year.

202. The number of tenements demolished during the year was 938 and comprised of 819 one-room tenements, 50 two-room tenements and 69 larger tenements.

203. Appendix E-2 shows the wardwise distribution of tenements constructed during the year as also the number of tenements demolished during the year.

Enforcement of Building Regulations.

204. (a) Action under Section 354—repairs to or removal of unsafe structures. During the year under report there was a general apathy on the part of the owners of old buildings to get them repaired. For obvious reasons they preferred their buildings to be pulled down. In this respect the amended Rent Control Act which entitled them to increase the rents over the standard rents to an extent of 5 per cent per annum of the expenses incurred in repairs etc., had no salutary effect.

205. In all 8,260 notices were issued under Section 354 of the Municipal Act for repairs to or removal of unsafe structures as against 6,497 during the previous year. Out of these 6,463 were complied with and the remaining 1,797 were pending at the close of the year. Out of 1,737 notices pending at the end of the last year, 1,361 were complied with and 376 notices still remained pending at the close of the year.

206. Prosecutions had to be launched for failure of the house owners to carry out the repairs requisitioned. During the year 2,578 prosecutions were launched, out of which 428 were withdrawn and hearings in the case of 819 had remained postponed by the end of the year. In the case of 34 prosecutions parties were acquitted and in 425 cases they were warned and discharged. In 872 cases they were convicted and fined. The total amount of the fines was Rs. 15,840.

207. (b) Under the provisions of Section 377(1): Regarding the consolidation of passages and open spaces in private compounds, 72 notices were issued, out of which 36 were complied with and 36 were pending at the close of the year.

208. (c) Action under other Sections of the Municipal Act: In all 12,254 notices were issued and 1,692 prosecutions were launched against the house-owners for non-compliance.

Building Collapses.

209. 99 buildings or portions thereof collapsed during the year as against 101 during the previous year. In 78 cases there were no casualties; and in the remaining 21 the total number of persons injured was 66 and those killed was 18.

Removal of huts or walls of inflammable materials.

210. Action for the summary removal of these under Section 349 of the Bombay Municipal Corporation Act was continued. In all 437 notices were issued as against 412 during the previous year. Out of these, 427 were complied with and the remaining 10 were pending at the close of the year. Out of the 37 cases pending at the close of the last year 36 were complied with during the year and the remaining 1 was still pending.

Removal of unauthorised works.

211. During the year, the crusade against the unauthorised works was pursued. It appears that due to housing shortage there is an upward trend to put up such works and sanction of the Standing Committee was obtained in 528 cases for the removal of unauthorised works as against 717 during the previous year. In addition, there were 504 cases pending at the close of the last year, out of which 246 were complied with during the year and 258 cases were still pending. The unauthorised works in 196 cases were removed by the parties, in cases 169 the work was removed departmentally, the works in respect of 69 cases were allowed to be retained as the parties regularised the same and 598 cases were pending at the close of the year.

Acquisition of Setbacks.

212. The amount spent on acquisition of setbacks was Rs. 2,21,627 as against Rs. 3,81,378 in the previous year.

213. The area of setback actually added to the roads was 4736.43 sq. yds.

214. The liability outstanding at the close of the year in respect of setbacks amounted to Rs. 12,63,220. It includes compensation amounting to Rs. 30,966 agreed to be paid to house owners on the termination of the leases granted to them in respect of the lands acquired from them pending the acquisition of the adjoining setbacks.

215. The improvements of streets is correlated inter alia to the acquisition of setbacks which in their turn are dependent on the availability of funds and upward or downward trend of the cost of land. Many minor works were allowed within the regular line on payment of indemnity money.

216. In 6 cases regular lines of streets were prescribed during the year under Section 297(1)(a) of the Bombay Municipal Corporation Act.

Projections on streets-stallboards and weather frames.

217. Action for removal of unauthorised stallboard projections and showcases was continued through the stallboard removal staff. The number of warning letters served for removal of unauthorised projections was 1,729. During the year 187 projections were removed by the parties of their own accord and 720 were removed departmentally. 189 stallboard projections, 438 weather-frame projections and 44 rolling shutters were allowed to be retained on payment of fees.

218. The following statement shows the income derived and the expenditure incurred on the establishment of removal or control of temporary projections such as stallboards, weather frames, etc., during the last three years:—

Year.	Income.		Expenditure.		Net Income.	
	Rs.	a. p.	Rs.	a. p.	Rs.	a. p.
1954-55	5,10,959	13-0	98,781	0-0	4,12,178	13-0
1955-56	6,59,351	4-9	87,017	12-0	5,72,333	8-9
1956-57	7,01,278	1-3	1,08,740	14-0	5,92,537	3-3

219. Issue of cement authorization certificates to private house owners: The issue of authorization certificates for cement to private house owners for urgent and essential repairs to their buildings as per Municipal notices was continued during the year. In all 3,956 applications for cement were received as against 4,585 during the previous year and authorizations for issue of 3,826 tons and 3 cwts. of cement were issued after scrutiny of the applications and inspection of works on site.

Complaints from the public.

220. The number of complaints received from the public regarding structural defects, ruinous conditions of the buildings; leakage of rain water, unauthorized construction etc., was 5,642 during the year as against 5,596 during the previous year. Out of these 5,642 were looked into and necessary action in connection therewith was taken. This leaves 180 cases in which action was not complete at the close of the year.

House numbering.

221. The house numbering work was continued during the year.

222. The work of fixing number plates in 'E' ward and of assigning street Nos. to the properties in F Ward was completed.

R. C. C. and R. S. Codes.

223. The structural designs (both R. C. C. and R. S.) submitted by structural engineers for the erection or alterations to the private buildings in the City were scrutinized by the Special Technical Officer, who also inspected the works while in progress so as to keep a check on the standards proposed in the R. C. C. and steel codes.

General observations.

224. From the above it will be evident that the spate of notices for repairs and launching of prosecutions continued unabated. In some deserving cases authorities under Section 499 of the Bombay Municipal Corporation Act were also given to tenants of the buildings to carry out repairs when the owners applied delaying tactics or refused to comply with Municipal requisitions. The number of such cases was however negligible as the tenants were also unwilling to take up the responsibility due to lack of unity or funds.

225. In some cases departmental action under Section 489 of the Bombay Municipal Corporation Act had to be taken for pulling down unsafe portions of the buildings etc., in the interest of public safety as the owners failed to carry out the Municipal requisitions meeting the cost in the first instance from the special provision made for the purpose in the budget. Action for propping up and removal of unsafe buildings or parts thereof was taken in 8 cases; the expenditure incurred for the same amounting to Rs. 6,702-6-0.

226. Out of the provision of Rs. 10,000 under the Municipal Commissioner's discretionary Contingencies, for meeting the irrecoverable expenditure in connection with the work of demolition of unauthorised structures and removal of unsafe buildings in the City, an expenditure of Rs. 623-5-0 has been booked during the year under report.

Alternate accommodation.

227. The question of providing alternate accommodation, temporary or permanent, for persons dishoused as a result of acquisition of set-backs and pulling down or collapse of buildings could not be settled satisfactorily as the number of tenements constructed through private, Government or Municipal agency did not keep pace with the number of persons or families dishoused. Some relief was however, given with the help of the Accommodation Controller.

Survey of old buildings in the City

228. The question of carrying out a survey of the old houses in the City with a view to ascertain their conditions and also to get an assessment of the housing needs of the City had been under consideration since a year and half. At the conference of the Ministers of the State Government and the Municipal Commissioners of Bombay, Ahmadabad and Poona held on 12th March 1956 at the Bombay Sachivalaya to discuss slum clearance and other related questions of housing etc. it was decided that this survey for the City of Bombay be carried out by the Bombay Municipal Corporation. The work was started on 22nd June 1956 by appointing some Inspectors, Overseers etc., under 3 Assistant Engineers for a period of six months in the first instance, which was augmented subsequently in order to speed up the progress of the work. The data is collected in detailed forms drawn up for the survey for slum clearance, incorporating the information regarding the physical conditions of the buildings, their sanitary deficiencies and also the socio-economic information of the families occupying the buildings. All this information is entered in the Register Books. Plans of the different localities surveyed indicating the physical conditions of the buildings in terms of future life, shown in different colours are also prepared. After a fair progress of the survey work in A, B and C Wards, the work of compiling all the data in 9

different types of statements for each Ward is also being done. Apart from furnishing invaluable data for formulating a programme for slum clearance and for new house building projects, the survey will reveal the number of buildings unfit for human habitation due to structural deterioration and sanitary defects. The buildings which could be rendered fit for human habitation are proposed to be dealt with by taking action under Section 378A of the Bombay Municipal Corporation Act and others demolished either under Section 354 or 378-B of the Act by gradual steps.

During the year under review 11026 buildings in the City and about 3000 huts located in Dharavi area have been surveyed. Taken wardwise, the position of the survey is indicated in the table below :—

Ward	No. of buildings surveyed	Remarks.
A	1,200	Survey work completed.
B	2,110	Do.
C	4,080	Survey work nearing completion.
D	110	Survey work started.
E	2,758	3/4 of survey work done.
F	...	Survey not started.
G	850 plus 3,000 huts in Dharavi.	Survey in progress.
Total	11,108 plus 3,000 huts.	

On completion of the whole survey it will be possible to have a fairly correct picture of this problem.

VI.—MECHANICAL BRANCH.

229. This Branch in charge of A, E; 1st grade who looks after :—

- (i) The Municipal Workshops and foundry at Foras Road.,
- (ii) Works in connection with the new electrical installations and repairs to existing ones in the City and Suburbs.,
- (iii) Manufacture of furniture.,
- (iv) Manufacture of ferrous and non-ferrous castings.,
- (v) Purchase of plant, machinery and equipment for Municipal departments other than those dealt with by the Controller of Stores, and
- (vi) Maintenance and repairs of :—
 - (a) Lifts and electric installations at Municipal buildings.
 - (b) The refrigerator at the Arthur Crawford Market.
 - (c) Road rollers, and
 - (d) Mechanical and electric installations and machinery.

A.—Municipal Workshops

230. About 8,000 jobs were completed including those which were partly finished at the end of the previous year, the total number of new jobs received during the year being 8,800.

The total expenditure on departmental and private works carried out amounted to Rs. 5,34,362 against Rs. 5,07,818 in the previous year. The expenditure on the upkeep and overhead charges amounted to Rs. 1,08,922 which works out to 20.38 per cent incurred on labour and stores against 26.86 per cent for the preceding year.

B—Municipal foundry

231. Most of the work in connection with the installation of the foundry was completed during the year. Both the cupolas and pit furnaces worked regularly. Most of the castings required by departments including cast-iron manholes, steps, gratings of different sizes, inspection chambers, frames and other drainage castings as well as the intricate and special type of castings such as gears, impellers for the use of pumping, purification and asphalt plants and the Water Department were manufactured in the foundry.

C—Refrigeration plant at Arthur Crawford Market

232. The Plant worked satisfactorily.

A cooler motor was replaced during the year. The expenditure incurred on the upkeep and maintenance of the plant amounted to Rs. 22,864 (including a sum of Rs. 9,099 on account of electric energy consumed). Details regarding the fees collected from hirers and the quantity of food stuff deposited in the Refrigerator appear in the report of the Superintendent of Markets.

"D" Design Section.

233. This Section carried out the work of preparing estimates, drawings and specifications for purchase of machinery, mechanical repairs and furniture to be purchased and/or to be manufactured for various departments and also executed or supervised the execution of outdoor Mechanical jobs as under :—

(1) Number of estimates prepared	...	305
(2) Total cost of the works estimated	...	Rs. 15,86,505.
(3) Number of outdoor jobs executed	...	352
(4) Total cost of outdoor jobs	...	Rs. 1,66,425.

In all 22 tenders and 39 sealed quotations were invited. The purchases made were as mentioned below:

(1) Wooden furniture	...	Rs. 8,834
(2) Steel furniture	...	22,407
(3) Machinery	...	25,689
(4) Miscellaneous items	...	33,365
Total	...	<u>90,295</u>

In addition to the above, schedules, specifications and drawings in respect of mandaps for Bye-elections during the year and the General Elections were drawn by this Section.

"E" Electrical Section.

234. This Section continued to look after all the Municipal electric installations in the City and Suburbs except those under the Hydraulic Engineer and properties covered under Budget 'B'.

(i) Republic day celebrations.

235. The work of illuminating the Municipal Head Office and the Victoria Gardens in the City, and the Main Suburban Office at Bandra on the Republic Day was carried out departmentally, the work of scaffolding being given on contract.

(ii) Municipal head office.

236. A new lift was installed in January 1957 in the old building while tenders were invited for supply and installation of 3 new lifts in the new building. The work of providing electric installation in the new building was being carried out departmentally.

(iii) Improvement trust building.

237. The work of installing a new lift is in progress.

(iv) Electric crematorium.

238. The plant worked satisfactorily.

(v) Filtration plant at swimming pool cadet road

239. The above plant worked satisfactorily and the condition of water in the pool was satisfactory.

(vi) Electrification of chawls and tenements.

240. Electrifications of Chawls, tenements and other structures, were carried out during the year as stated below :—

	Rs.
(1) Conservancy and Ex-Trust Chawls at Bellasis Road, Mominpura Mahar Chawls; tenements at Cleveland Labour Camp and at Worli; and Harijan Quarters at Kurla and Khar at an approximate cost of	3,01,087
(2) New tenements such as 108 tenements at Palton Road, 420 tenements at Clerk Road, 210 tenements at Haines Road Transit Camp and 254 tenements at Agripada Estate at, an approximate cost of	1,54,105

The following works were also carried out :—

(1) Fluorescent fittings in Municipal Schools in the City and Suburbs and Electrification of Sewri and Sandhurst Road Schools.

(2) Electric passenger-cum-bed lifts at Nair and R. P. T. B. Hospitals and,

(3) Electrification of Gold Mohur Castle Market and of Nurses Quarters at R. P. T. B. Hospitals and Isolation Ward (90 beds) at Dadar Main Road, renovation of Overhead wiring at Victoria Garden, Cement and Steel Godown at DeLisle Road, Heating Circuit at K. E. M. Hospital and cable laying at Sion Hospital.

(vii) power laundry.

241. The inspection and transport of the Static Power laundry unit purchased from the Director General of Supplies and Disposals, Government of India, Chheeki Depot was carried out through the Agency of this Branch.

General.

242. The recommendations of Messrs. Ibcon's Ltd., with regard to the improvement of the working of the Workshop were further implemented during the year.

VII.—TRANSPORT BRANCH 1956-57 (City)

243. The main function of this Branch is to carry out repairs and maintenance, both major and running, of refuse and transport vehicles, Ambulances, hearses, etc., directly under its charge and also of other departments who have no independent facilities to look after their vehicles. Most of the vehicles are employed for the collection and disposal of refuse, cesspool water, silt, transport of road metal, asphalt, etc., and hence this Branch has to work in close collaboration with the Conservancy, Drainage Works, Construction and maintenance branches.

244. The work of implementing recommendations made by Messrs. Ibon's in their Report No. 28 on Transport utilization was entrusted to C.A.'s Standards Officer from 1st October 1956 and a beginning was made to bring it to the Standard requirements as far as possible.

A.—The City Fleet.

245. The City fleet, other than that under the Chief Officer Fire Brigade, Special Engineer, Hydraulic Engineer and Suburbs, consisted of 538 vehicles including one bull dozer, 504 directly in charge of this branch and 34 of other departments. Details of the Suburban fleet consisting of 178 vehicles are given in the report relating to Suburbs.

246. There were 503 vehicles and a bull-dozer in commission directly under the charge of this Branch as against 499 and a Bull Dozer in the previous year. Nine new vehicles were purchased for this Branch and for other departments. The Reserve Bank Scammell trailer handed over to the Corporation for removal and disposal of refuse and garbage collected at their Bombay Central flats was giving efficient service. Another proposal from the Trustees of Cushru Baug, Colaba, to place a trailer on similar terms and conditions as of the Reserve Bank had been received and was under consideration.

247. 2 vehicles which had served their useful life and whose spares were difficult to be obtained were auctioned during the earlier part of the year. 14 other vehicles which were either scrapped or were not economical to maintain and whose spares were not easily available were also disposed off by public auction.

B.—The refuse fleet

248. The refuse fleet comprised of 23 Leyland tipping lorries, 31 mechanical horses with 189 trailers, 39 Fergusson tractors and trailers, 13 Bantam Karriers, 30 Moto-carts converted into trailers and about 45 Moto-carts. As the Fergussons and moto-carts have completed their useful life and as there was large percentage of breakdowns due to non-availability of spares some 35 to 40 additional lorries from the State Road Transport Corporation had to be hired for service on a periodical Contract basis.

249. In order to augment the fleet of refuse-collection orders had been placed for the purchase of 12 low-loaders, 15 pick-ups and 90 trailers and deliveries are expected shortly. After these vehicles are received and put into commission the hiring of the S. T. Lorries will be discontinued.

C.—Garaging arrangements.

250. Most of the vehicles were garaged at 7 different places in the City; Refuse vehicles at (1) Arthur Road, (2) Annesley Road, (3) Palton Road, (4) G/North Stables; Ambulance, Hearses and Staff Cars at (5) Ambulance garage Arthur Road; Meat Vans, Offal and School Clinic Buses at (6) Foras Road, Workshops, and Transport Vehicles at (7) Worli. Each garage except the ambulance garage at Arthur Road carried running repairs. Most of the major repairs, overhauling of engines, welding, painting etc., were done at the motor repairs shop at Foras Road, Workshops. Other major works such as body repairs, painting, etc., were got done from the Mechanical shops. Proposals were finalised to open a temporary garage at E/East Agripada Stable to keep the vehicles of Arthur Road Garage as the same was to be released for housing Scheme. The new vehicles will be garaged at Palton Road by carrying out the required repairs.

251. A revised Scheme for the construction of a Central garage was drawn and a Budget Provision of Rs. 3 lakhs has been made for the construction of a Central garage at Worli and a suitable site was being selected.

D.—Motor traction.

252. The total number of motor vehicles (8 ton lorries, 4 ton lorries and 2 ton trucks) employed for transport of road materials was 38 at the commencement of the year. Of these, 5 old Layland lorries (1937 to 1939 models) and 1 old Chevrolet truck (1937 model) were practically idle for the whole year, as spares parts required for their repairs were not available, these models being obsolete. Out of these vehicles, 2 old Leyland lorries and the Old Chevrolet truck were scrapped. Of the 3 remaining old Leylands one was put on road towards the end of the year and the other 2 were being progressively repaired after-procuring the parts with difficulty. In January 1957 one more Studebaker (2 ton) truck was added to the fleet. Thus out of the total number of 39 vehicles only 33-vehicles (19 lorries and 14 trucks) were available for road work during the year.

253. Most of the lorries were utilized for the work of asphaltting roads, supplying crushed metal to wards and hauling debris and earth in the wards. Lorries were also sent from time to time on miscellaneous transport to C. S. for hauling coal to A.H.Os. for removing unauthorised hutments of squatters, to K. E. M. Hospital, Arthur Road hospital, R.P.T.B. hospital, Acworth Leper home etc., for transporting medicine, stores, clothing, food articles, hospital equipment etc., to A.E.N. for arrangement of furniture etc., for the receptions and garden parties in honour of distinguished guests from abroad to L. O. for transporting welfare Centre furniture for their periodical programmes, to M.E. for workshop jobs including hauling foundry metal and gas coke, Bye-election material etc., to Public Relations Officer for transport of propaganda material and so on. During the monsoon, some of the lorries were diverted for haulage of town refuse as the asphalt plant during the period was practically closed and the crushers were running slack.

254. The mileage done during the year by the transport vehicles was 2,83,444 as under:—

43,136 miles by 8 ton crusher lorries.
1,50,821 miles by 4.5 ton lorries.
89,487 miles by 1½—2 ton trucks.

2,83,444

255. The rates charged to various departments during the year were as follows :—

- (1) Re. 1 per mile for 8 ton lorries.
10 Annas per mile for 4.5 ton lorries.
8 Annas per mile for 1½—2 ton trucks.
- (2) A flat rate of Rs. 4-4-0 per brass for transport of metal from Municipal Crushers at Worli and Sewri to any part of Greater Bombay.
- (3) A flat rate of Rs. 3-8-0 per brass for hauling rubble to crushers for crushing.

256. Total expenditure incurred during the year on the working of the lorries and the trucks amounted to Rs. 2,15,946 and the charges recovered from the various departments for the work done on this account amounted to Rs. 1,77,877.

E.—General

257. During the year under report a bonus Scheme for the refuse and cesspool drivers and cleaners enabling them to earn Rs. 30 and Rs. 15 respectively per quarter for regular and good service was introduced with effect from 1st January 1957 and the effects thereof were found to be satisfactory.

258. A battery service station was started at the Foras Road motor repairs shop for repairing and recharging the batteries departmentally and the age-long practice of entering into a contract for this work was discontinued. Over 600 batteries of this Branch and other departments were recharged and those which could not hold charge on were beyond repairs were recommended to be scrapped and replaced. During the year under review, 12 batteries were reconditioned.

259. Orders were placed for the purchase of 4 air compressors, an arc welding set and Oxy-acetylene welding and cutting set, valve refacing machine, a 60 ton mechanical press for the removal of sleeves and bushes, and other equipments for the garages and repairs shop, in order to turn the same into a modern and upto-date mechanical Workshop.

VIII.—TOWN PLANNING SCHEMES

A.—The Town Planning Schemes, Bombay City No. I (Mandvi and Elphinstone Estate)

260. The proposal in respect of the above Schemes was forwarded to the State Government on 19-7-55 for according the final sanction. On receipt of Government sanction, the Scheme will be given effect to immediately as it will have to be completed within a period of 3 years from the date of sanction.

261. The work of printing 550 copies of the final scheme, was completed except for the work of cover-page printing. It was held up as the work of printing of Scheme Plans which is being done by the Government Photo-zinco Press, Poona, was not yet finished.

262. The areas covered under the Schemes were kept under vigilant control with a view to prevent any structural works in contravention of the Town Planning Rules. Proposals for new constructions, additions and alterations received from the owners of the buildings in the Scheme were scrutinized and Commencement Certificates were issued with the concurrence of the Arbitrator.

263. 324 Commencement Certificates were issued under Section 15 of the Bombay Town Planning Act 1915 during the previous years and 23 were issued during the year under report.

264. Portion of the south of the Bombay Port Trust are admeasuring about 3.25 acres has been acquired by the Government for Messrs. Tata Power Co., Ltd., for the construction of the Carnac Receiving Station and the construction of the same is nearing completion.

B.—Town Planning Scheme, Bombay City No. II (Mahim)

265. Subsequent to the decisions of the Tribunal of Arbitration which were declared on 28-9-1955, the final Scheme for this area was drawn up by Shri V. K. Baj, the Arbitrator. The finalised Scheme which was forwarded to Government through the Corporation is now in the process of printing and the Government's approval to the Scheme is awaited.

C.—Town Planning Scheme, Bombay City No. III (Mahim)

266. The demarcation of plots on site is being carried out by Shri G. J. Desai, the Arbitrator for the Scheme, after which the award will be declared.

D.—Town Planning Scheme, Bombay City No. IV (Mahim)

267. The arbitration proceedings of about 600 property owners have been completed by Shri G. J. Desai, the Arbitrator for the Scheme. The proceedings in respect of the remaining properties are in progress and are expected to be completed by the middle of 1957.

E.—General

268. The details of the Commencement Certificates and permits issued is as under :—

Description.	T. P. Scheme No. I	T. P. Scheme No. II	T. P. Scheme No. III	T. P. Scheme No. IV
(1) Permits issued during the year under Section 3 of the City of Bombay (Building Works Restrictions) Act, 1949.
(2) Total No. of permits issued from the beginning to the end of the year.	171	203
(3) Commencement Certificates issued during the year under Section 15 of the Bombay Town Planning Act 1915.	...	12	72	87
(4) Total No. of Commencement Certificates issued from the beginning to the end of the year.	...	129	451	578

269. The total expenditure incurred in connection with (a) the Town Planning Scheme, Bombay City No. 1 (Mandvi and Elphinstone Estate) and (b) the preliminary works of the Town Planning Schemes Bombay City Nos. II, III and IV (Mahim Area), from the commencement upto the end of the year under report comes to Rs. 5,49,895 and Rs. 9,23,598 respectively. The expenditure incurred during the year under report works out to Rs. 15,123 and Rs. 2,12,639 respectively.

270. The new Bombay Town Planning Act, 1954, is brought into force with effect from 1-4-1957, *vide* Government Notification published in the Government Gazette dated 28-3-1957.

IX.—FACTORY SECTION

271. When the subject relating to the enactment of Zoning legislation was taken up with Government, it was pointed out that such a Legislation was not necessary in view of the amendment to the Bombay Town Planning Act 1915, whereby a detailed development plan had to be prepared within 4 years from 1-4-1957 and got approved by Government. This would give adequate powers to the Corporation regarding zoning.

272. The Factory Branch granted 843 new permits for factories and renewed 51. Prosecutions had to be launched in some cases where factories were found working without any valid permits. 471 prosecutions were instituted out of which 174 were withdrawn as the parties complied with the Municipal requisitions before they came up for hearing. In 196 cases the parties were convicted and fined, and 98 cases were pending at the end of the year. In three cases the parties were acquitted. The total amount of fine recovered was Rs. 4,677. In all 902 complaints were received from the public regarding nuisance from the factories, etc. and they were looked into and necessary action was taken. The Factory Branch also advised the Buildings Branch on the proposals for factory buildings and also the Superintendent of Licences on proposals for licenseable trades and storages.

273. The monthly meetings of the Zoning Committee consisting of the heads of branches concerned, which were started in 1951 for the purpose of co-ordinating the work of all the departments of the Corporation in this connection, were continued during the year.

X.—THE CONSERVANCY BRANCH

274. The duties of the Conservancy Branch comprise sweeping the roads, footpaths and house-gullies, collection and disposal of refuse, night soil and the contents of the cesspools, licensing of dogs, destruction of rats and stray dogs, removal and disposal of dead animals, etc. The Branch is in charge of the Head Supervisor.

Refuse collection, removal and disposal

275. Roads, footpaths and house gullies in different parts of the City were swept twice daily. Some of the main roads were attended to more frequently and some were brushed, scraped and washed. Refuse collected was removed in travelling carts or lorries to the places of disposal at least twice daily. Domestic refuse was collected in galvanised sanitary bins with proper covers by the owners as required by the rules and was deposited into the travelling carts or lorries or to the nearest dust-bin sheds. Refuse taken to the Mahalaxmi refuse sidings was transported to Deonar daily in special refuse trains. There are two refuse collection yards, one at Palton road and the other at Prabhadevi road, where refuse was deposited and then removed to the Mahalaxmi refuse sidings in refuse lorries. Dry refuse was sent for filling in low lying lands at Hornby Vellard, Haines Road, Matunga Railway lines and Dharavi. In all 2,308 actions under Section 368 of the Bombay Municipal Corporation Act were taken of which 428 remained pending.

Transport

276. The transport fleet consisted of 30 moto-carts, 189 Scammell trailers, 31 mechanical horses, 39 Fergusson tractor trailer combinations, 23 moving floor lorries and 13 Bantam Karriers. About 70 bullock carts were still plying for removing refuse in a few parts of the City. As this fleet was not sufficient to cope up with the daily out-put of refuse extra vehicles from the Bombay State Transport Corporation had to be requisitioned.

277. The Municipal motor vehicles worked in two shifts from 6-30 A.M. to 2-30 P.M., and 2-30 P.M. to 10-00 P.M. About 70 bullock carts which are in use for removing refuse in some parts of the City will be replaced with the further mechanisation of Transport Section. Scammell trailers replaced many dust-binsheds which were an eye-sore and even objectionable in many parts of the city. 59 sheds were still to be replaced.

Collection, removal and disposal of night soil

278. Basket privies, cesspools and septic tanks were attended to by the Halalkhore staff. Night soil from the privies and vacant places was removed regularly. 17 cesspool carts and 4 cesspool lorries were employed to cope up with the work of basket privies and cesspools. Public sanitary conveniences provided at different places, including latrines, urinals and bathing places were attended to.

Rat destruction work

279. The work was intensified. Rats caught in different wards were sent to the Haffkine Institute for examination.

Dog licensing, dog destruction and immunization work

280. With a view to minimising the number of stray dogs and reducing the incidence of hydrophobia and rabies, the work of licensing dogs, destroying of stray dogs and immunization of dogs was continued during the year.

281. Anti-rabbit treatment was available at the Haffkine Institute, K. E. M. Hospital and other Government Hospitals where 14,879 cases of dogs bites were treated.

Removal and disposal of dead animals

282. Dead animals from the city were removed to Deonar. The contract for skinning for the year 1956-57 was given out for Rs. 4,040.12-0. 563 big animals and 1,761 small ones were removed to the Mahalaxmi sidings from which Rs. 5,432 were realised.

Prevention of nuisance

283. Actions were taken to eradicate nuisance caused by throwing of refuse in the streets, gullies and public places, fouling of the public roads by urinating and defaecating and by chokes in gully traps.

Veterinary services

284. The veterinary section of this branch was attached to the municipal bullock stables. Two hospitals, one for Municipal bullocks at Kamathipura and the other for infectious diseases of animals at the Mahalaxmi sidings, were maintained. Animals from private owners were also admitted to these hospitals on payment of the prescribed fees.

285. Private stables were visited for detecting infection of rinderpest. Milch cattle arriving in the city were immunized against rinderpest. Total number of animals immunized was 19,389 (14,482 at Grant Road Railway Station and 4,907 in stables in the City). 33 cases of rinderpest were detected during the year.

Conservancy and special halalkhore services

286. Conservancy and special halalkhore services were rendered to circuses, exhibitions, amusement parks, big concerns, industrial establishments, etc., on payment of scheduled charges.

Sweeper's chawls

287. All the newly constructed tenements at Colaba, Bapty Road, Haystack Road, Tardeo have been provided with separate electric meters and the question of providing such meters to the remaining chawls was under consideration. Nine new structures containing about 420 rooms were under construction at Tardeo flats, where normal amenities would be made available to the occupants. During the year chawl-committees were formed in chawls from among the occupants thereof with a view to inculcating sanitary habits among the inmates. This has greatly helped in improving the sanitation of the chawls.

Co-operative credit societies for the labour staff

288. Twelve co-operative credit societies functioned for the benefit of the labour staff.

Removal and disposal of town refuse at Deonar

289. As in the past a major portion of refuse was transported by railway to Deonar by wagons either owned by the Municipality or hired from the Western Railways. The remaining refuse was dumped to reclaim low-lying lands in the City at Hornby Vellard, Haines Road, Cemetery, Worli dump, Gandhi Nagar near Arthur Road, Sion Kurla, creek and Dharavi. The arrangement of running two refuse trains per day continued during the year, each train consisting of an average of 30 wagons. The total number of refuse wagons sent to Deonar was 21,884 as against 23,007 during the previous year. The decrease was due to the cancellation of refuse trains several times by the Railway administration compelling the diversion of the refuse to dumping grounds. Taking an average of 17 tons per wagon, the quantity of refuse removed to Deonar was about 3,72,028 tons as against 3,91,119 tons during the previous year. Average collection of refuse in the City limits worked out to 2,210 tons per day during the year. The total cost of removal and disposal of refuse amounted to Rs. 8,00,600 as against Rs. 7,45,749 during the previous year. The total cost of unloading refuse-wagons amounted to Rs. 3,65,231 as against Rs. 3,55,867 in the previous year. The increase in expenditure was due to increase in the rate of the Railway hired wagons which are of larger capacity. The work of unloading refuse wagons was carried out wholly by contract. The total cost of haulage and unloading per ton amounted to Rs. 2.15 approximately as against 1.91 per ton in the previous year.

290. The position of the rolling stock including stock lying under repairs at Mahalaxmi sidings is as follows:—

43 Refuse wagons in running condition.
11 Refuse wagons under repairs.
2 Silt wagons.
4 Brake vans.
<hr/> 60 Total.

291. The unserviceable and condemned wagons were sold by auction at Mahalaxmi sidings by the Controller of Stores.

292. The position of the rolling stock was far from satisfactory as the number of condemned wagons was on an increase. With a view to eliminating the shortage of refuse wagons, 59 railway wagons were taken on hire from the Western railways during the year at the rate of Rs. 4.50 per wagon per day.

293. The cost of repairs and maintenance of the wagons as well as the sidings at Mahalaxmi amounted to Rs. 69,373 as against Rs. 56,726 for the previous year.

294. Land covering about two acres was reclaimed at Deonar. Refuse was also dumped on the reclaimed land to fill in depressions caused by fire and rain. The total area reclaimed stood at 455 acres at the close of the year out of 823 acres of low-lying land earmarked for dumping purposes.

295. The total income realised from various sources such as reclaimed land leased for cultivation, temporary letting out portion of the land to Messrs. Anderson Dawn & Co., sale of right for fishing, amounted to Rs. 81,223 as against Rs. 84,057 during the previous year.

296. Amenities such as primary education, welfare centre, gymnasium, maternity wards, etc., provided at the labour camp for the benefit of the staff of various departments residing thereat were continued.

297. During the year there were six incidents or derailment of wagons and one of an engine. Besides two big fires were reported on the land under reclamation. Damage caused as a result of fire to the railway sleepers and wooden keys amounted to about Rs. 2,300.

298. No refuse was burnt in incinerators during the year.

299. The length of the main railway line and the kachara sidings was about 10,000 feet. The length and number of temporary sidings varied from time to time.

K. B. KARNAC,
City Engineer.

APPENDIX D-1.

DETAILS OF LENGTHS OF SEWERS AND DRAINS CLEANED.

Particulars.	Mileage during last year.	Increase during the year.	Total mileage.	Mileage cleaned during the year.	Silt removed in tons.
Pipe Sewers ...	229.17	Nil.	229.171	103.77	5,241.52
Ovoid Sewers ...	21.79	..	21.79	11.44	2,945.03
S.W. Drains ...	217.276	..	217.276	6.27	1,948.65

APPENDIX D-2.

Details of requisitions issued and complied with.

Section of the Act under which requisition issued.	No. of requisitions outstanding on 31-3-1956.	No. of requisitions issued during 1956-57.	No. of requisitions complied with during 1956-57.	No. of requisitions outstanding on 31-3-1957.
(1)	(2)	(3)	(4)	(5)
231	41	14	37	18
233A(b)	25	28	27	26
243(2)	10	11	12	9
244	1	1	1	1
248(1)(c)	1	...	1	...
257(1)(a)	1206	3590	3845	951
257(1)(a)(i)	...	4	1	3
257(1)(a)(ii)	...	1	...	1
258(c)	1	1
257 and 260	7	44	49	2
356	...	2	2	...
Total	1291	3695	3974	1012

APPENDIX E-1.

Showing the comparative quinquennial figures for the period from 1952-53 to 1956-57, in respect of applications received.

Year.	Under Section 337.	Under Section 342.	Total No. of buildings dealt with.	Total number of applications.
1952-53	882	807	1689	5437
1953-54	826	1241	2067	5052
1954-55	916	1135	2051	4600
1955-56	849	1221	2070	3428
1956-57	984	1192	2176	4911

Note.—Two or more modified proposals are generally received in connection with one and the same building. This accounts for the difference between the figures in the last two columns.

APPENDIX E-2.

Statement showing the wardwise distribution of tenements [constructed during the year and those demolished.

Ward.	No. of one room tenements.	No. of two room tenements.	No. of larger tenements usually known as blocks.	Total.
A	8	91	200	299
B	64	5	...	69
C	2	13	10	25
D	9	42	156	207
E	6	29	30	65
F	17	67	415	499
G	13	101	44	158
Total	119	348	855	1322
<i>Tenements demolished.</i>				
A	53	8	23	84
B	201	4	14	219
C	71	4	15	90
D	255	15	11	281
E	137	10	2	149
F	28	9	...	37
G	74	...	4	78
Total ...	819	50	69	938

ESTATES AND LAND MANAGEMENT DEPARTMENT

Shri V. L. Ghanghurde, B.Sc., B.E., LL.B., was in charge of this department during the year under report except for the period from 2nd June 1956 to 5th July 1956 when he was on leave, during which Shri D. N. kagal, B.Sc., B.E., A.M.I.E., held the charge.

I.—ACQUISITION OF LANDS

(A) Improvement Trust Section.

1. *Scheme 5, Case No. 374, Temple Property.*—After acquisition of the property, possession of reconstituted plot was handed over to the Managing Trustee of the Temple and the lease was under preparation.

2. *Scheme 52, Worli Village.*—In 258 out of 275 cases, the villagers have already returned the Waras land Compensation to the Municipality. The aggregate amount of compensation returned to the Corporation out of Rs. 88,569 deposited with the Special Land Acquisition Officer is Rs. 79,825. Apart from these 275 cases, 22 cases remained to be disposed of by him and for which he had with him a deposit of Rs. 5,066. Out of this, 21 cases have already been settled and the compensation amount of Rs. 4,859 is returned to the Corporation leaving a balance of Rs. 207. 18 cases therefore, remained to be settled and further action is taken by Special Land Acquisition Officer to prevail upon the parties to return the compensation to the Municipality.

3. *Scheme 77, Housing Fishermen of Mahim Foreshore.*—*Government Land in C. S. No. 1/1505 and 2/1505 of Mahim Division.*—The work of filling is still in progress.

4. *Scheme 6, Sion-Matunga Estate.*—Since Central Railway wanted this land, Government decline to consider the Municipal request.

B.—MUNICIPAL SECTION.

(Within City Limit).

Schemes in which progress was recorded.

1. *Acquisition of land bearing C.S. No. 18 and 1/18 of Mahim Division for extension of Hindu Cemetery No. 74 at Worli.*—Government cess was redeemed during the year under report.

2. *Acquisition of certain lands occupied by Milch Cattle Stables in the City of Bombay for Public Municipal purposes.*—Awards in respect of four cases were declared by the Special Land Acquisition Officer, and a total Compensation of Rs. 7,94,676 was paid.

In respect of C.S. No. 879 of Girgaum Division, and C.S. No. 436 of Lower Parel Division acquisition proceedings were completed and awards were awaited. In case of C.S. No. 435 (part) of Bhuleshwar Division the acquisition proceedings are still in progress.

3. *Acquisition of Lands in C.S. Nos. 136 (part), 1/136 (part), 2/136, 137, 138 and 139 of Lower Parel Division along Drainage Channel for shifting Cemeteries at Haines Road.*—The claimants in all cases went in reference to the High Court under Section 18 of the Land Acquisition Act. Out of these 3 cases were disposed off by High Court earlier. The remaining two cases were settled amicably on the lines of the judgment given by the High Court in the three cases, and one was withdrawn by the claimants themselves.

4. *Acquisition of Land for extension of B. Y. L. Nair Hospital and Topiwala National Medical College.*—The site was completely cleared for the work of construction to start. Regarding another site in C.S. No. 1597 (part) admeasuring 620 square yards. The Special Land Acquisition Officer declared his award for Rs. 58,727 which was paid to him and the vacant possession of the property was handed over to the Hospital Authorities for their use. In this case three small pieces of land were left out of acquisition for which sanction of the Corporation was obtained for acquisition and the three pieces have been notified under Section 4 of the Land Acquisition Act. Negotiations for acquiring additional lands in C.S. Nos. 1/1884 2 to 6/1885, 1887 and 1 to 8/1887 of Byculla Division were completed and sanction of the Corporation was obtained to acquire these lands under the Land Acquisition Act. These lands were notified for acquisition under Section 4 of the Land Acquisition Act and Objections were heard, under Section 5-A of the Land Acquisition Act. Notification under Section 6 was awaited.

5. *Acquisition of C.S. No. 2/521 of Malbar Hill Division for Offices, Setback and a Municipal School.*—Out of 182 suits filed against the tenants, decrees against 156 tenants have been obtained so far.

6. *Purchase of Plot Nos. 96-98 (North) and 411-413 (South) Dadar Matunga Estate, Scheme 5 and 6 Khoja Orphanage Property.*—Deed of Conveyance, embodying a surrender of lease and a fresh lease for Masjid Portion is nearing completion.

7. *Acquisition of C.S. No. 3168 of Bhuleshwar Division for a School.*—Acquisition proceedings are complete and award is awaited.

8. *Acquisition of C.S. Nos. 54 (part) and 50 (part) of Parel Sewri Division for Schools in Lalbaug Area.* Both the pieces of lands are notified for acquisition. But due to the serious objections to the acquisition of these sites by the tenants and owners of these properties, Municipality had to agree to the withdrawal of one Site bearing C.S. No. 50 (part) and acquire another Site suggested by the claimants. Accordingly the Site bearing C.S. No. 54 (part) was agreed to be acquired and notification under Section 6 is awaited. Regarding the alternative Site in lieu of C.S. No. 50 (part) Sanction of the Corporation is being obtained to its acquisition.

9. *Scheme for widening 1st Mraine Street, Dhobi Talao, (Case No. L.A.Q. 1615).*—Deed of Exchange and Conveyance is nearing completion.

10. *Acquisition of C.S. No. 31 (part) of Sion Division (Case No. L.A.Q. 49) for a Municipal Pumping Station in connection with the Sewerage System for that area.*—The land was purchased, conveyance Deed executed and possession taken over.

11. *Acquisition of C.S. No. 1/760 and 2/760 of Mazagaon Division for a Municipal Pumping Station for Chinchpokli area.*—The Special Land Acquisition Officer declared his award for Rs. 35,182-12-9 which was paid.

12. *Acquisition of Land in Naigaum for a School with an attached playground.*—Sanction of the Improvements Committee and Corporation to the proposed acquisition was being obtained.

13. *Renewal of Lease of C.S. Nos. 1/201 and 1/51 of Malabar and Cumbala Hill Division, held on lease for Public Latrines.*—The lease in this case expired on 31st August 1955 whereafter a part of the site was surrendered to Government as the Government desired to enhance the ground rent. Corporation's sanction to renewal of lease in respect of 86.4 sq. yards in C.S. No. 1/201 (part) only, at a ground rent of Rs. 86-4-0 per annum was obtained and lease document is under preparation.

14. *Acquisition of C.S. No 431 (part), 437, 654 and 655 of Parel Sewri Division at Golanji Hill Estate, known as Dabholkar Wadi.*—This property was decided to be acquired by private negotiations for Development and Improvement at an agreed price of Rs. 10-8-0 per sq. yard, excluding Government dues if any. Corporation have sanctioned the proposal and further action is being taken. Total liability in this case is estimated at Rs. 5,59,560.

15. *Acquisition of certain land at Lamington Road for extension of Nair Hospital.*—Corporation have approved the acquisition of this Site and Government have been requested to take steps to acquire the land under the provision of Land Acquisition Act. The total liability in this case is Rs. 51,000.

16. *Acquisition of Plot No. 113, Site 11, Agripada (West) Estate for extension of Nair Hospital.*—Corporation sanctioned the acquisition of this property at a total cost of Rs. 39,000. Steps are taken to prepare Deed of Conveyance in this Case.

17. *Acquisition of C.S. No. 2A/23 (part) of Sion Division for widening of the Sion Trombay Road.*—Since this is Government land it could not be acquired under provisions of Bombay Municipal Corporation Act, as other Set-back lands. Government had agreed to transfer this land to Municipality on a nominal compensation of Re. 1 and certain other expenses. Corporation's sanction is being obtained to the purchase. Total liability in this case is Rs. 1,328.

18. *Acquisition of C.S. Nos. 725 (part) and 1/725 (part) of Malbar Hill and Cumbala Division for the purposes of Housing at Tardeo.*—Corporation sanctioned the purchase of this property at an agreed price of Rs. 6,00,000 and necessary action for preparation of Deed of Conveyance is being taken.

19. *Acquisition of certain lands at Suparibaug for extension of K. E. M. Hospital and Housing of essential Staff.*—Sanction of the Corporation was obtained and steps were taken to get the land notified for acquisition under Land Acquisition Act through Government. Total liability in this Case was Rs. 4,85,012.

20. *Acquisition of about 25 Sites in the City where buildings have collapsed, for various Municipal purposes.*—Corporation approved the acquisition of these Sites and Government had notified the Sites for acquisition under Section 4 of the Land Acquisition Act, Notification under Section 6 of the Land Acquisition Act was being awaited. Total liability in these cases is Rs. 13,63,887.

21. *Acquisition of a certain Site at Nagdevi Steet for Housing.*—Steps are being taken to obtain the sanction of the Corporation to the acquisition. The total liability in this case is Rs. 63,720.

22. *Acquisition of property known as Dabholkar Adda at Parel, Government Gate Road, bearing C.S. Nos. 153, 155, 1/155, 2/155, 156, 1/159, 1A/159, 1B/159, 1C/159, 1D/159 and 160 of Parel Sewri Division for Development and Improvement of the Locality.*—Corporation have sanctioned the acquisition of this property and steps taken to prepare the Deed of Conveyance. The total liability in this case is Rs. 6,22,605.

23. *Acquisition of property known as Mumbadevi Tank for recreation ground and other Municipal purposes.*—Corporation's sanction to the acquisition of this site was obtained and State Government had been approached for acquisition and the notification under Section 4 of the Land Acquisition Act is waited. Total liability in this case is Rs. 18,25,000.

24. *Acquisition of certain properties near Mumbadevi Tank.*—Steps are taken to obtain sanction of the Corporation to the acquisition.

25. *Acquisition of certain land at Matunga for a market.*—Steps taken to obtain the sanction of Corporation to the acquisition. Total liability is Rs. 1,19,150.

26. *Acquisition of Government Land in C.S. No. 12 (part) of Girgaum Division at Chawpati for Krida-kendra.*—Government handed over an area of about 7,000 sq. yards to the Municipality. The other conditions of transfer are being finalised by Government.

27. *Acquisition of C.S. No. 61 (part) of Dadar Naigaum Division at Shinde Wadi, for a Recreation ground.*—Corporation have sanctioned the purchase and steps are being taken for preparation of Conveyance Deed.

28. *Site for an Open Air Theatre at Azad Maidan.*—Negotiations were started with State Government to take over about 10,034 sq. yads of land at Azad Maidan for an Open Air Theatre in memory of Late Sardar Vallabhbai Patel.

C.—SUBURBAN SECTION.

Schemes in which progress was recorded.

1. *Acquisition of land at Takia Ward Kurla for a Municipal School.*—Notification under Section 4 of the Land Acquisition Act was declared and joint survey of the land to be acquired was carried out. Notification under Section 6 of the Land Acquisition Act is awaited.

2. *Acquisition of land at Govandi for an approach Road to Railway Station.*—Possession of land agreed to be purchased at Rs. 4 per sq. yard was taken over from the owners after payment of the value of land. Regarding the land to be acquired under Land Acquisition Act, acquisition proceedings were completed and the award of the Special Land Acquisition Officer is awaited.

3. *Acquisition of C.S. No. 29 (part) of versova for Sweepers Quarters, (Case No. L.A.Q. 338).*—The Special Land Acquisition Officer declared his award for Rs. 10,600 which was paid to him and possession of land taken over.

4. *Acquisition of Plot No. 50 (part) of T.P.S. III Santacruz (East) for a School.*—A triangular strip of land admeasuring about 75 sq. yards was left out of the previous acquisition and the owner came forward with a request that this small piece was useless to him and Municipality should purchase the same at the same rate at which his other land was acquired. Corporation approved the proposal and conveyance for this land is under preparation.

5. *Acquisition of Lands out of Pestamsagar Scheme, Chembur, near Chembur Level Crossing for extension of Labour Camp.*—The Municipality settled the case with the owners to avoid further Court costs.

6. *Acquisition of Plots 1, 2, 3, 6 and 7 of Rajabally Tank Scheme Santacruz (West).*—Deed of Conveyance was completed and possession of the land was taken over.

7. *Acquisition of land at Trombay for School.*—Corporation's sanction was obtained and the Deed of Conveyance is under preparation.

8. *Acquisition of land belonging to Messrs. Godrej & Co., Messrs Vadilal C. Gandhi and others, Messrs P. P. Gandhi and others, for Development Scheme at Vikroli.*—Sanction of the Corporation to acquire the lands under Land Acquisition Act was obtained and Government Notification under Section 4 of the Land Acquisition Act was declared and notification under Section 6 is awaited.

9. *Acquisition of land along Bombay Agra Road and belonging to Shri Khetani and others for a School.*—Sanction of the Corporation to the proposed purchase is being obtained. Estimated liability in this case is Rs. 58,968.

10. *Acquisition of Site at Bandra for a Market.*—Sanction of the Corporation was obtained and an application to Government for acquisition of land under Land Acquisition Act was made. Notification under Section 4 of the Land Acquisition Act is awaited. Estimated liability in this case is Rs. 1,51,100.

11. *Acquisition of a Site for a School at Deonar.*—Sanction of the Corporation to the proposed acquisition is being obtained. Estimated liability in this case is Rs. 6,100.

12. *Acquisition of two sites one on East and one on West side of Andheri for Public Gardens.*—Sanction of the Corporation to the proposed acquisition was obtained and Government was approached for getting the land acquired and notification under Section 4 of the Land Acquisition Act is awaited. Estimated liability in this case is Rs. 98,400.

13. *Acquisition of sites for sanitary conveniences in H and K Wards.*—After sanction of Corporation was obtained, Government was approached for acquiring the site. Notification under Section 4 is awaited.

14. *Taking on lease of a site at Jogeshwari (East) for Municipal School.*—Offer of a plot on a long lease at a nominal rent of Re. 1 per annum from Jogeshwari Co-operative Housing Society for a School was accepted by Corporation and the lease document is under preparation.

15. *Acquisition of land at Kol Dongri, Andheri (East) for a School and a Dispensary.*—Sanction of the Corporation was obtained and Government notification under Section 4 of Land Acquisition Act was awaited. Negotiations for purchase with the owners were in progress. Estimated liability in this case is Rs. 41,000.

16. *Acquisition of a plot in vile Parle (East) for a Public Library.*—Sanction of the Corporation was obtained and Government notification under Section 4 of the Land Acquisition Act is awaited. Negotiations for purchase with the owners were in progress. Estimated liability in this case is Rs. 7,600.

17. *Acquisition of land for a 40' road from Ston Trombay Road to Mankhurd Railway Station.*—As far as Government land was concerned, possession of the same was obtained. Regarding private lands negotiations are in progress.

18. *Acquisition of land for a Chlorination plant at Bhandup.*—Notification under Section 4 of the Land Acquisition Act is awaited. Municipal liability in this case is estimated at Rs. 4,470.

19. *Acquisition of Survey No. 173 (part) and 175 (part) of Ghatkopar for a Municipal School.*—Sanction of the Corporation having been obtained, the possession of the land was obtained after completion of the Sale Deed.

20. *Acquisition of Sites for Sanitary Conveniences at Mahul, Ghatla, Govandi, Gavanpada.*—Out of eight sites to be acquired, in case of four sites, notification of Government under Section 4 of the Land Acquisition Act is awaited and in case of remaining four sites Conveyance was being prepared. Municipal liability in these cases is Rs. 20,616.

21. *Acquisition of certain site at Vile Parle (West) for a Market.*—Sanction of the Corporation to the proposed acquisition was obtained. Municipal liability in this case is Rs. 99,160.

22. *Acquisition of lands for a 60' road connection Mahatma Gandhi Road, Vile Parle and C. S. R. Track (Andheri)*—Notification under Section 4 of the Land Acquisition Act is awaited. Municipal liability in this case is Rs. 1,27,730.

23. *Acquisition of a site at Marol for Dispensary.*—Notification under Section 4 of the Land Acquisition Act is awaited. Municipal liability in this case is Rs. 8,340.

24. *Acquisition of land for extension of Dawood Baug Road and a School at Andheri.*—Notification under Section 4 of the Land Acquisition Act is awaited. Estimated liability in this case is Rs. 41,644.

25. *Acquisition of Survey No. 47 Hissa No. 1 (part) and 2 (part) of Mogra for a School at Andheri (East).*—Corporation sanctioned the proposed acquisition and Deed of Conveyance is under preparation.

26. *Acquisition of Survey Nos. 19, Hissa No. 1, Survey No. 20, Hissa No. 1, Survey No. 21-A, Hissa No. 1, Survey No. 110, Hissa No. 2 of Andheri for extension of Andheri Market, School and Road Widening.*—Corporation's sanction to the proposed purchase was obtained. Estimated liability in this case is Rs. 1,54,702.

27. *Acquisition of a certain plot for a public park at Bhandup.*—Sanction of the Corporation to the proposed acquisition is being obtained. Estimated liability in this case is Rs. 1,09,725.

28. *Acquisition of a certain plot in Vile Parle (East) for a School.*—Corporation sanctioned the proposal. Notification under Section 4 of the Land Acquisition Act is awaited. Estimated liability in this case is Rs. 66,150.

29. *Acquisition of a certain site in Vile Parle (West) for a School.*—Sanction of the Corporation to the Acquisition is being obtained. Estimated liability is Rs. 41,540.

30. *Acquisition of a certain site at Andheri (West) for garrages, School, Road Widening and Dispensary.*—Sanction of the Corporation is being obtained. Estimated liability in this case is Rs. 47,460.

31. *Acquisition of a certain site at Andheri for infectious diseases Hospital.*—Sanction of the Corporation is being obtained. Estimated liability is Rs. 2,41,000.

32. *Acquisition of a certain site at Cama Road, Andheri for a School.*—Corporation's sanction is being obtained.

33. *Acquisition of 12 sites in H and K Wards for Public Sanitary Conveniences.*—Corporation have sanctioned the acquisition of these sites. Notification under Section 4 of the Land Acquisition Act is awaited. Total estimated liability in these cases is Rs. 26,375.

34. *Acquisition of land at Bhandup village for a Public Sanitary Convenience.*—Land had been notified for acquisition under Section 4 of the Land Acquisition Act.

35. *Acquisition of land at Bhandup for a Night Soil Depot.*—Award of the Thana Prant Officer is awaited.

D.—MUNICIPAL PROPERTIES UNDER ACQUISITION BY GOVERNMENT.

Schemes in which Progress was Recorded.

1. *Acquisition by Government of India (a) Plot No. 104 Scheme II, West Agripada Estate (L.A.Q. 180).*—Municipal claim was filed before the Special Land Acquisition Officer and case was closed for award which is awaited.

2. *Acquisition of land out of C.S. No. 6, Sion-Division for Express Highway, Case No. L.A.Q. 162/A/1.*—The Special Land Acquisition Officer declared his award in this case and the possession of land was handed over to Government.

3. *Acquisition of Plots Nos. 24 and 25 (West, Scheme 6, Sion Matunga Estate for Post Office (Case No. L.A.Q. 254).*—Notification under Section 6 of the Land Acquisition Act was published and the Municipal Claim was filed before the Special Land Acquisition Officer and was closed for award.

E.—HOUSING SQUATTERS REMOVED FROM THE CITY.

The acquisition proceedings regarding lands at Mankhurd were complete. Regarding lands at Jogeshwari belonging to Shri R. D. Dubhash and others, Municipality is holding the same on lease, as the dispute between the owner and the Government regarding title to the land is not decided.

F.—ACQUISITION FOR B. E. S. & T. UNDERTAKING.

1. *Acquisition of lands at Kurla Plot A, for B. E. S. T. Undertakings' Bus Depot.*—The award in this case was declared by the Additional Special Land Acquisition Officer and the Municipal Claim was paid.

2. *Acquisition of Plot No. 32, Scheme No. 6 Sion-Matunga Estate (West) for B. E. S. T. Terminus Station*—Plot was notified for acquisition under Urgency Clause. The Municipal Claim was filed and the case was closed for Award which is awaited.

3. *Acquisition of Plot No. 7, Scheme 57, Sewri Wadala (South) Estate, Case No. L.A.Q. 172.*—Acquisition proceedings are still in progress.

4. *Acquisition of S. No. 197-B of Kurla for B. E. S. T. Undertaking.*—The small piece of land ad-measuring about 90.75 sq. yds., was notified for acquisition by Government for B. E. S. T. Undertaking and proceedings started before the Additional Special Land Acquisition Officer. Municipal Claim was filed and the award is awaited.

II.—PROGRESS OF DEVELOPMENT SCHEMES.

Existing Schemes.

Scheme 56, Dharavi Estate.—There was no further development to report, as several alternative schemes were still under consideration.

Scheme 52, Worli Estate.—The Housing Commissioner constructed structures according to the proposed revised layout of the Neighbourhood Unit area. However, the entire project has not been completed. Corporation's sanction to the revised layout and amount of premium to be charged would be obtained. Open Channel drain is being covered over to enable construction of a 100' road leading from Dr. Annie Besant Road to the foreshore. Most of the area has been taken up by the Housing Board for construction of tenements, and the construction of a market for the neighbourhood unit and Worli area, is under consideration.

The joint survey of the built up area of the land at the foot of the Worli Hill on which the quarters for Industrial workers have been constructed was confirmed by the Housing Commissioner. Corporation's sanction to the layout and to the premium to be charged is being obtained.

III.—SPECIAL ROADS SCHEMES.

(1) *Development of Gollanji Hill Estate.*—Layout for the development of the scheme is still under consideration.

(2) *Construction of a road on Tulsi Pipe Line land between Haines Road and Mahim Creek.*—Portion of Tulsi Pipe Line between Dadar and Matunga has been concreted. For the remaining portion, the work was held up for want of cement

IV.—CHANGES IN LAYOUT.

Haji Ali Park.—The Society for Rehabilitation of Disabled and Crippled children requested for an additional area of about 2,000 square yards for the extension of the Hospital on Plot No. 10, out of the area reserved for the Students' Hostel for the Topiwala National Medical College. Government's sanction for the same was received and arrangements to hand over possession are being made. As regards the storm water Reservoir land consisting of 13.6 acres, the Government had convened a meeting with the Collector of Bombay as Chairman for deciding the actual cost of filling this area and the quantum of expenditure incurred by the Municipality and the revenue derived from the land. A report to Government requesting them to set off the total expenditure of filling in the land plus the interest on loans raised towards the total revenue derived on capitalised value basis was made and Government's decision in this matter was awaited.

There were no changes in layouts in Ex-Trust Estates.

V.—REVIEW OF THE EX-TRUST AND MUNICIPAL ESTATES.

A.—Ex-trust Section.

There were no changes in X, Y and Z lands. The changes effected in the other ex-Trust estates are shown in Appendix No. 1.

Out of the total area of 139,36,000 square yards (about 2,879 acres) vesting in or acquired by the ex-Trust as on 31st March 1957 about 37.3 per cent. remained to be developed and out of the developed area about 3.5 per cent. remained to be leased which included an area of 1,64,680 square yards reserved for Municipal purposes, viz., Schools, Markets, etc. The average value of the leased plots was Rs. 21 per square yard and that of the plots which remained to be leased was estimated at Rs. 25 per square yard.

B.—MUNICIPAL SECTION.

A plot of land admeasuring 357 square yards, at Mahalaxmi S. P. Sheds was leased on rental basis at an annual rent of Rs. 446. The capital value thereof worked out to Rs. 8,925 at Rs. 25 per square yard.

The statement below indicates the progress of the disposal of Municipal land during the previous three years. The total area available for disposal as on 1st April 1957 was about 7,295 square yards, valued at Rs. 1,09,425 on the basis of Rs. 15 per square yard.

DISPOSAL OF MUNICIPAL LAND.

Year.	No. of Plots.	Area in sq. yds.	Capital Value.
1953-54	1	39	Rs. 1,170
1954-55	1	1,286	1,22,170
1955-56	1	2,696	1,21,320

VI.—SLUM CLEARANCE.

1. Acquisition of land for extension of Kelewadi Lane so as to meet Queen's Road where Government have agreed to grant C.S. No. 38 to Municipality for this purpose at a nominal price. The Deed of Conveyance was under preparation. In case of C.S. No. 34, the award of the Land Acquisition Officer is awaited.

2. Scheme 76, Lohar Chawl Gully Improvements Scheme, Cases Nos. L.A.Q. 113/1 to 113/36, C.S. Nos. 927, 928, 930, 931, 932 (part), 933, 940, 941, 942, 1117, 1124, 1126, 1127, 1129, 1130, 1137, 1138, 1139, 1140, 1141, 1142, 1143, 1146, 1147, 1149, 1150, 1123 (part), 929 (part), 943 (part), 937, 1135 (part), 1125 (part), 1144 (part), 1548 (part) and 1156 (part) of Mahim Division.—Awards in respect of 33 properties were declared by The Land Acquisition Officer earlier. Award in case of L.A.Q. 113/28 was declared for Rs. 4,828-12-0 which has been paid. Awards in respect of two more cases are awaited.

VII.—DISHOUSING AND RE-HOUSING.

It will be seen from the Appendix No. 14 that the number of tenements provided upto date in the ex-Trust estates including those erected by the Development Department and several mills exceeds the number of tenements demolished as shown below:—

(a) Tenements provided in Trust Chawls including 3 rooms and 2 rooms tenements and cottages at Matunga	...	10,388
(b) Tenements constructed under Municipal Housing Scheme	...	1,325
(c) Tenements provided in chawls erected by the Spring Mills, Century Mills, Kohinoor Mills, and the David Mills and in chawls erected by the Development Directorate on the ex-Trust estates and in the various Police Accommodation Schemes	...	18,870
(d) Tenements constructed by the Housing Board in ex-Trust land	...	1,216
(e) Tenements provided in Semi-permanent sheds erected by the ex-Trust	...	4,033
(f) Tenements provided in the lessees buildings	...	40,268
	Total	75,100
Less—Tenements demolished	...	38,699
	Excess of new tenements over demolished ones	36,401

VIII—NEW HOUSING SCHEMES

(1) In addition to the tenements already constructed and mentioned in the previous year's report, the following new tenements were under construction during the year under report:—

- (i) 144 tenements at Gilder Lane.
- (ii) 120 tenements at Wadala behind Spring Mills.
- (iii) 56 tenements at Naigaum near Surya Cinema.
- (iv) 72 tenements near Elphinstone Road Market.

(2) New residential accommodation made available in the houses erected by lessees during the year comprised of 429 tenements.

(3) The management of 660 Semi-permanent rooms constructed by the Citizen's emergency Relief Committee on the municipal and Ex-Trust land for the housing of explosion victims continued to be vested in the Municipality. The demolition value of the structures payable to the City Emergency Relief Committee was approved and accepted by the Government and the Committee and steps were being taken to purchase the tenements by paying the said value.

The demolition value is as under:—

Name of the tenements.	No. of rooms.	Demolition Value.	
(1) Shanti Nagar at Arthur Road	...	300	} At As. 3 per cubic foot.
(2) Azad Nagar at Wadala	...	250	
(3) Nehru Nagar at Fergusson Road	...	80	
(4) Additional tenements at Shanti Nagar	...	30	

(4) *Housing of Squatters.*—The number of Squatter families residing at Mankhurd and Jogeshwari Colonies was 2,259 and 1,510 respectively, as against 2,004 and 930 in the previous year. The increase in Jogeshwari Colony is due to the squatters from Koldongri, Bandra, Khar, Tulsi pipe Road being removed after December 1956. The recoveries at both the colonies continued to be far from satisfactory owing to acute unemployment among the squatters. Legal action was started in selected cases where the squatters appeared to be of some means.

The recoveries of rent at both the colonies were Rs. 27,058 and Rs. 16,790 against the demand including arrears of Rs. 3,76,460 and Rs. 1,33,727 respectively.

The Dormitory at Palton Road was fully occupied since June 1956. The recoveries effected amounted to Rs. 42,463 during the year. The Meeting-hall was occupied on rare occasions.

Another dormitory consisting of about 220 bed spaces is under construction at Naigaum.

IX—DISPOSAL OF LANDS

(I) LONG LEASES

The number of plots let during the year was 28. The total area of the land thus disposed of admeasures 32,273 sq. yds., (about 6.6 acres) valued at Rs. 9,74,801. The total No. of plots disposed of upto the end of 1956-57 after taking into account the 5 plots surrendered during the year was 4,259 with an area of 59,97,345 sq. yds. (about 1239.1 acres) and valued at Rs. 12,44,74,920 yielding an annual rent of Rs. 42,73,366. In respect of plots for which premium or commutation amounts had not been received, the rate at which ground rent was commuted was 22½ years' purchase of plots let before 23rd November 1920 and 18 years' purchase thereafter upto May 1948. From May 1948 the ground rent for the plots was charged at 5 per cent. per annum (instead of 6 per cent. per annum charged since 1920) on the value of land and the amount of commutation was fixed at 21 times the annual ground rent (*vide* Corporation Resolution No. 157 dated the 6th May 1948).

Where the period of commutation expired the lessees were allowed to commute at the rate of 28 times the annual ground rent reserved (*vide* Corporation Resolution No. 1031, dated the 11th February 1943) but commutation now is being discouraged.

The progress in the disposal of Trust lands on permanent basis during the year is shown in Appendix No. 2.

The details of leases in each estate are shown in Appendix No. 3.

The area of the land disposed of during the year under report shows an increase over the figures for the last year.

The amount received by way of commutation of ground rent and premium etc., during the year was Rs. 8,61,422.

The amount received by way of commutation of ground rents and premium since the amalgamation of the Improvements Trust with the Municipality are shown in Appendix No. 12.

A comparative statement showing the number of permanent tenancies with the demand and collection as on 31st March of the past four years is given in Appendix No. 4.

The percentage of 22.50 of arrears could be attributed mostly to the usual tendency on the part of the new Building Tenants to withhold payment of ground rent to the extent of the cash security deposited by them with a view to getting the same adjusted towards ground rent. The main items of arrears can be classified as under:—

	Rs.
(1) Arrears in respect of properties re-entered for which legal action is taken ...	91,988
(2) Ground rents withheld by lessees to the extent of their security deposits ...	1,56,188
(3) Ground rents in respect of plots occupied by Government of Bombay and Defence Department. ...	1,27,261
(4) Ground rent in respect of properties vested in the Deputy Custodian of Evacuee Properties. ...	95,214
(5) Ground rent in respect of plots against which disputes have been raised and their cases are under consideration. ...	39,835
(6) Ground rents due by Western Railway ...	16,291
Total ...	5,26,777

If these items are excluded, the arrears amount to Rs. 4.37 lacs which is equal to 10.19 per cent. of the amount collected.

SHORT LEASES

The six leases granted during the year including two cases wherein extension of periods were granted are as shown in Appendix No. 5.

The number of vacant land tenancies on both *Ex-Trust* and Municipal estates was 3,547 at the close of the year. The demand for vacant land tenancies in *ex-trust* estate for the year under report was Rs. 8,01,862 and the recovery was Rs. 5,91,516 inclusive of arrears.

The Collector of Bombay requisitioned large areas of land vacated by the Defence Department in Scheme 6, Sion 52 and 58 Worli, for the Housing Commissioner and the Commissioner of Police. The rent charged for the land for these occupations worked to Rs. 6,77,113 for the period ending 31st March 1957 at the same rate at which The Defence Department was paying. As the rates of compensation were still under consideration of the Collector of Bombay, no payment was received except for occupations in Scheme 6 for which rates were settled.

X—MANAGEMENT OF PROPERTY AND COLLECTION OF REVENUE

A.—Trust Section.

(a) *Chwals permanent*.—The gross demand of 10,678 rooms including shops, godowns rooms, etc., in the *Ex-Trust* chawls for the year was Rs. 13,71,417 as on 31st March 1957 against Rs. 11,93,925 at the end of the previous year.

The net demand for the year for all the chawls was Rs. 13,49,553 on account of concessions allowed in rent to public bodies, Societies, Police Commissioner, etc., and some Harijan Tenants at Mazagaon chawls. The concessional rent includes the rents of rooms let out to the peons of the different departments in lieu of house rent allowance and rent free quarters allowed to 198 sweepers of this department. The revenue actually collected came to Rs. 11,90,951 which was equivalent to 74.92 per cent. of the total outstanding including the previous arrears of Rs. 2,39,643 under Corporation Resolution No. 541, dated the 16th July 1956 increase in rent of pre-war chawls and S.P. Sheds, and other buildings was approved at 50 per cent. for rents upto Rs. 10, Rs. 33-1/3 per cent. for rents between Rs. 10 and Rs. 20, and at 25 per cent. for rents above Rs. 20, and 60 per cent. for non-residential users, and sanction was also accorded for creation of Rent Equalisation Fund and Amenity Fund. Effect to the increase has been given from 1st September 1956. As several protests from Tenants' unions were received against the increase and their representations were under consideration, rentals paid at the old rates were being accepted without prejudice in part-payment of arrears. In order to rationalise the increases for rents upto Rs. 10, some relief has been allowed and all the tenants who were paying at the old rates have been informed to pay the increased rents with arrears.

The Corporation have approved the formule for the fixation of rents in (1) Pucca Buildings, single and multistoried and (2) semi-permanent ground floor structures as per scale laid down in Standing Committee Resolution No. 2667, dated the 13th February 1957.

The collection on account of rents from the permanent chawls during the year amounted to Rs. 11,90,951. Deducting therefrom the charge on account of outgoings amounting to Rs. 8,37,000 the net income comes to Rs. 3,53,951.

The Capital expenditure incurred on the Chawls including the value of the land is Rs. 162.6 lacs. The Corporation have to pay interest and sinking fund charges at the rate of 4.65 per cent. per annum on the capital expenditure prior to 1919-1920 and 6.35 per cent. per annum on the expenditure incurred in subsequent years. This amounts to Rs. 9.43 lacs per annum (*vide* Appendix 13). After deducting the amount of net income from the amount of interest and sinking fund charges, the accounts for the chawls show a loss of about Rs. 5,60,789.

In order to look after the work of the sanitation of the chawls 151 members of the conservancy staff were appointed and this work was being supervised by the Mukadams and Chawl Superintendents in-charge of each group of chawls.

Sanitary propoganda was carried on by means of instructions and posters on clean, and healthy living as was done in the previous years.

Scheme of awarding prizes for the maintenance of best sanitation in chawls sanctioned by the Corporation under their Resolution No. 533, dated the 9th August 1951 was continued during the year.

Bye-laws for maintaining sanitation, etc., at municipal chawls and buildings were enforced and fines aggregating to Rs. 313 were imposed and collected from the tenants for breaches of these rules. First Aid Sets and sick room requisites were maintained at 8 chawls centres, Matunga Labour Camp, Dharavi and Mankhurd Colony.

Electric installations with separate meters in each tenement were provided in Suparibaug Bellasis Road and Agripada Chawls during the year. Rupee one per meter per month was being charged to make up the cost of installation of meters and maintenance of electric fixtures, the monthly consumption charges being paid by the tenants to the B.E.S. & T. UNDERTAKING.

(b) *Semi Permanent Sheds.*—The gross demand in respect of 4,147 rooms in the Semi-permanent sheds including the permanent ground floor rooms and shed known as Labour Camps for the year, was Rs. 4,99,150. The net demand after excluding the amount of Rs. 673 for vacancies and Rs. 6,420 for concessional rent which was set off against the house rent allowance was Rs. 4,92,057. The revenue actually collected came to Rs. 4,80,027, which was equivalent to 85.05 per cent. of the total recoverable rent including arrears of Rs. 72,380 for the previous years.

General remarks on chawls and Semi-permanent Sheds.—The average population in these chawls during the year 1956-57 was 63,835 as against 62,934 in 1955-56 and 62,042 in 1954-55 respectively, while the corresponding figures for semi-permanent sheds including Labour Camp were 29,972 29,938 and 29,088 respectively. The death rate in the Ex-trust chawls during the year was 3.6 per 1,000 against 3.3 and 2.5 in the previous years. These were exclusive of deaths not reported to the Chawl Offices as also of those that might have occurred outside the chawls in Hospitals, etc. Members of the inferior staff who were entitled to received house rent allowance continued to occupy rooms rent-free in lieu thereof. Railway passes were issued at municipal cost to such of the members of the inferior staff as were provided with rent free quarters beyond one mile from their place of work. Pursuant to Standing Committee Resolution No. 80, dated the 15th April 1946, 198 scavengers out of 407 belonging to the Department were allowed rent free occupations and the remaining members were in receipt of house rent allowance.

The percentage of outgoings in respect of the chawls and semi-permanent sheds are shown in Appendix No. 6 on the basis of annual rental of Rs. 13,49,553 for chawls and Rs. 4,92,057 for semi-permanent total outgoings came to 70.28 per cent, and 83.25 per cent, respectively

(c) *Acquired Premises.*—At the commencement of the year, there were 566 acquired or surrendered buildings in charge of this department containing 5,095 tenancies. At the close of the year there were 5,206 tenements in 570 buildings, the difference being due to demolition of one structure and transfer of three structures from vacant land and surrender of two bldgs during the year.

The gross demand of 5,206 tenements in the acquired and re-entered buildings was Rs. 10,10,178. After excluding the amount of Rs. 7,406 for vacancies and Rs. 2,982 for concessions in rent the net demand for the year was Rs. 9,99,790.

The Revenue actually collected amounted to Rs. 9,39,704 which was equal to 83.78 per cent. of the total recoverable amount including arrears of Rs. 1,21,844 for the previous years.

Rawli Hill Camp.—The gross demand of 911 tenements in old military hutments at Sion Koliwada, Rawli Camp was Rs. 70,395 and after excluding the amount of Rs. 302 for vacancies the net demand was Rs. 70,093. The recovery inclusive of arrears effected amounted to Rs. 65,504.

Summary of Revenue.—Details of the total collections of revenue from permanent leases, short leases and monthly tenancies can be seen from Appendix No. 7.

Requisitioned Buildings.—The management and collection of rents in respect of 19 properties having 515 tenancies requisitioned from private landlords for A.R.P. purposes were continued to be looked after by this department. The demand in respect of these tenancies for the year was Rs. 72,149 and the recovery was Rs. 70,239 which was equal to 70.29 per cent. of the total recoverable amount including arrears of Rs. 27,279.

The vacant possession of Agarwal Nagar could not be given to the Trustees of the Nagar according to the consent decree passed by the High Court as the municipal tenants did not shift to the alternate accommodation offered to them.

Kanji khetsi bldg and 43 rooms in Anand Bhuvan and Bhageshwari Bhuvan have been released to the owners during the year under report. As regards other requisitioned buildings, efforts were being made to hand over the possession to the owners by providing alternate accommodation to the occupants.

Tenements constructed for explosion victims.—660 tenements constructed at Arthur Road Fergusson Road and at Wadala Road for explosion victims were being continued to be managed by this department. The rents collected were being credited to a separate head of account and expenditure incurred for the collection and maintenance including the payment of assessment, etc., was being met from the same account. The demand in respect of these properties for the year was Rs. 79,015. A sum of Rs. 77,856 was recovered out of the total dues including the arrears and current demand aggregating to Rs. 84,282.

During the year under review, the demand and recovery of taxes aggregated to Rs. 3,14,140 and Rs. 2,87,034 respectively. The arrears due for collection at the close of the year stood at Rs. 5,30,540.

B.—MUNICIPAL SECTION.

Temporary Leases.

(1) *Hornby Road to Ballard Pier Scheme.*—The total rent recovered from the estate during the year amounted to Rs. 3,039. The previous year's recovery was Rs. 6,229.

(2) *Palton Road Estate.*—The total rent recovered from the estate during the year amounted to Rs. 1,240 as against the amount of Rs. 5,820 recovered during the previous year.

(3) *Révenue from Cultivation Right.*—The fees collected for the right of cultivation, gathering fruits etc. amounted to Rs. 1,840.

Statement of Collection of Revenue from the old Municipal Properties (Excluding Cultivation) is given in Appendix No. 8.

XI.—LEGAL

During the year 1360 ejection suits were filed against the tenants for subletting the rooms as also for arrears of rent, taxes, etc. The corresponding figures for such suits during the previous five years from 1951-52 were, 965, 1,300, 1,516, 1,922 and 1,410, respectively.

1 Claim suit was filed during the year under report.

An expenditure of Rs. 24,198 was incurred during the year for filing the suits. A sum of Rs. 10,544 was recovered towards Court costs. Some of the suits are still proceeding in the court.

No new suit was filed in the High Court during the year under report.

31 new suits including 21 Summary Suits were filed in the City Civil Court.

GENERAL

(1) *Construction of additional floors on buildings on leasehold plots and motor garages, retention of temporary structures, etc., in the compulsory open spaces of leasehold plots.*—During the year under review, permissions were granted as detailed in the appendix No. 9 for the different purposes stated therein.

(2) *Checking encroachments etc. on compulsory open spaces.*—In about 210 cases, the lessees of plots in ex-trust Estates were found to have made encroachments on compulsory open spaces and had allowed change of user in their properties. In all such cases, actions to remedy such irregularities were in progress and in few cases where they were considered to be technical in nature they were got regularised by recovery of extra premium or ground rent.

(3) *Plots unbuilt upon.*—At the end of the year about 359 plots possession of which was already given to the parties were lying vacant as they could not start construction work on account of scarcity of building materials and their prohibitive prices. There were also about 419 plots admeasuring 6,45,909 sq. yds. agreed to be leased but possession of which could not be handed over to the Building Tenants either on account of temporary lettings standing thereon or due to want of proper access for drainage arrangements. The annual ground rent of them would amount to Rs. 9,41,163.

(4) During the year under Report, the Corporation have regularised the retention of electric and gas meter cabins storage tanks and pump rooms of standard sizes free of extra premium on ex-trust and Municipal leasehold plots.

(5) Enclosures of otlas to the extent of 10 per cent. of the sanctioned perimeter have been permitted by the Corporation the otlas being charged on the basis of gallery enclosures.

(6) The Corporation have approved of the policy to charge reduced extra premium at Rs. 1.50 per square feet for additional (2nd floor) on plots on Agripada West Estate so as to induce the lessees to construct additional floors.

(7) The Corporation have also permitted the construction of full third floors where a ground and two upper floors are permissible under the original building rules of the respective ex-Trust Estates.

(8) *Reorganisation.*—Further implementation of the recommendations made by Messrs. Ibcons Ltd., on the reorganisation of this department in their Reports Nos. 21 and 22 was continued during the year.

Progress of implementation is indicated in the management control indices furnished in Appendix No. 10.

V. L. GHANGURDE,
Estate Agent and Land Manager.

APPENDIX No. 1.

Statement showing the total areas of developed and undeveloped lands in the Ex-Trust Estates.

Change in	As at the beginning of 1956-57 sq. yds. in thousands.	As at the end of 1956-57 sq. yds. in thousands.
DEVELOPED LAND		
Area permanently leased	57.73	58.01*
Area of Trust chawls Sites	1.90	1.90
Area sold	0.09	0.09
Area reserved for a Municipal market	0.02	0.02
Area yet to be permanently leased	2.15	2.15
Total	61.89	62.17
Rent of permanently leased area (in rupees in thousands)	42.37	42.73
UNDEVELOPED LAND		
Area of land	51.97	51.97
Cost of its acquisition (in rupees in thousands)	18,709	18,709

* Includes an area of 22.8 leased during the year, which was reserved for a play-ground in Sion-Matunga Estate.

APPENDIX No. 2.

Statement showing the disposal of Ex-Trust lands during the year 1956-57.

Particulars.	No. of plots.	Area in sq. yds.	Capital Value.	Annual rent.
Plots leased on—			Rs.	Rs.
I Rental Basis	28	32,273	9,74,801	42,741
II Premium basis
Total plots disposed of	28	32,273	9,74,801	42,741
Plots disposed of in 1956-57 or earlier but surrendered to the Municipality	5	3,381	2,04,979	4,382
	23	28,892	7,69,822	38,359*
Corresponding figures for—				
1955-56	3	554	4,00,560	5,953
1954-55	7	4,288	3,49,736	15,592
1953-54	15	11,871	6,69,277	18,234

* If the rent ceased due to commutation of ground rent during the year is taken into account, the result would show a figure of Rs. 36,164 instead of Rs. 38,359.

APPENDIX No. 3.

Number of Plots disposed of in the different Ex-Trust Estates during 1956-57.

Estate.	No. of plots.	Area in sq yds.	Capital Value.	Annual Rent.	Premium received or receivable.
			Rs.	Rs.	Rs.
Sion Matunga	22	28,194	6,88,666	28,434	...
Dadar Matunga	2	2,510	94,125	4,706	...
Lalbaug	1	358	8,950	448	...
Scheme 52, Worli	1	731	43,860	2,193	...
Sydenham Road	2	480	1,39,200	6,960	...
Total	28	32,273	9,74,801	42,741	...

APPENDIX No. 4.

Comparative Statement of demand, Collection etc. in respect of permanently leased plots.

Particulars.	1954	1955	1956	1957
(1) Number of Tenancies	3,300	3,313	3,353	3,371
(2) Opening balance of arrears in lacs of rupees	7.06	8.08	7.92	8.29
(3) Demand for the year in Lacs of rupees	34.37	34.38	33.95	34.56
(4) Total demand including arrears in lacs of rupees	41.43	42.46	41.87	42.85
(5) Amount collected in lacs of rupees	33.35	34.42	33.56	33.21
(6) Percentage of collection to the demand including arrears	80.50	81.04	80.16	77.50
(7) Percentage of collection to the demand for the year	97.03	100.09	98.85	96.09
(8) Percentage of arrears to amount for collection	19.51	18.65	19.79	22.50

APPENDIX No. 5

Statement of short leases granted during 1956-57 in respect of Municipal and Ex-Trust Plots

Serial No.	Name of the Tenant,	Locality.	Area.	Period.
1	The President, South Indian Association ...	Scheme 6, Vacant land. Plots D and E near Roman Catholic Cemetery.	1,435 sq. yds.	10 years
2	The President, The People's Gymkhana ...	Scheme 31 Vacant land.	139.99 "	25 "
		(Area between Chamarbag Rd. and Aimag Merwanji Road.)		
3	D. M. Shinde & Smt. Shantabai D. Shinde ...	Scheme 56 Vacant land	700 "	5 "
4	Welfare Commissioner, Bombay Labour Welfare Board.	Vacant land at Nardulla Park.	4,400 "	2.5 "
5	Messrs. Maganlal Chhaganlal Limited ...	Vacant land at King Edward Road near Sewri Cross Lane.	2,313.47 "	5 "
6	Jayant & Co. ...	Vacant land at Mahalaxmi Over Bridge.	440 "	10 "

APPENDIX No. 6.

Statement of percentages of outgoings in respect of Chauls and S. P. Sheds

Particulars.	Permanent chauls.		Permanent ground floor rooms and S. P. sheds	
	1955-56	1956-57	1955-56	1956-57
Sanitary staff	16.43	12.80	16.56*	15.35
Pumpmen	.20	0.15		
Cost of Management and Establishment	7.50	7.50	7.50	7.50
Municipal Rates and Taxes	19.01	16.56	25.00	21.60
Repairs and Maintenance including lighting				
Vacancies	36.70	33.27	31.51	38.80
	79.84	70.28	80.57	83.25

*Including labour camp.

APPENDIX No. 7.

Summary of Revenue of B Budget properties for 1956-57.

Particulars.	COLLECTION OF REVENUE.		
	Permanent.	Temporary.	Total.
	Rs.	Rs.	Rs.
Demand for the year	34,60,352	37,10,046	71,70,398
Arrears	8,28,909	19,24,438	27,53,347
Total	42,89,261	56,34,484	99,23,745
Amount collected	33,20,798	32,55,258	65,76,056
Variations in demand for the previous year carried during the year	-3,927	+39,888	-3,927
Amount written off		71,004	+39,888
Arrears as on 1st April 1957	9,64,536	23,48,110	71,004
Arrears as on 1st April 1956	8,28,909	19,24,438	33,12,646
Arrears as on 1st April 1955	7,91,755	16,77,800	27,53,347
			24,69,555

Note:—Figures in appendix No. 7 are subject to reconciliation.

APPENDIX No. 8.

Summary of Revenue of 'A' Budget properties for 1956-57.

Particulars.	REVENUE.		
	Permanent.	Temporary.	Total.
	Rs.	Rs.	Rs.
Amount for collection (demand for the year) ...	1,33,731	6,20,668	7,54,399
Amount of arrears for the year ...	57,872	1,63,305	2,21,177
Total ...	1,91,603	7,83,973	9,75,576
Amount collected ...	1,13,410	5,93,523	7,06,933
Variation in demand for the previous year carried during the year ...	+1	-12,021	+1
Amount written off	550	550
Arrears as on 1st April 1957 ...	78,194	1,77,879	2,56,073
Arrears as on 1st April 1956 ...	57,872	1,63,305	2,21,177
Arrears as on 1st April 1955 ...	30,539	1,73,080	2,03,619

Note—Figures in appendix No. 8 are subject to reconciliation.

*APPENDIX No. 10

Statement of Permissions granted in respect of leased plots for 1956-57.

Description.	No. of plots	Premium		Ground rent.
		Rs.	Rs.	
Motor garage ...	43	51,601 12 0	1,966	
Additional floors ...	72	1,04,553 8 0	4,696	
Change of user ...	15	424 8 0	3,034	
Miscellaneous proposals such as encroachments S. O. Ps. basement floors, canopies temporary structures, gallery projections, rewas projections, etc., etc. ...	106	50,780 15 0	1,390	

APPENDIX No. 11.

Progress of Implementation of Messrs. Ibcn's Reports No. 21 and 22.

Period.	Actual Staff.	Standard Staff.	Index
Reference ...	799	562	70.3
March 1953 ...	782	562	71.8
March 1954 ...	712	562	78.9
March 1955 ...	705	562	80.0
March 1956 ...	668	563	84.0
March 1957 ...	658	563	85.0

APPENDIX No. 12 Capital Account. Figures in Lakhs.

Particulars	1953-54		1954-55		1955-56		1956-57	
	In the year.	To end of the year.	In the year.	To end of the year.	In the year.	To end of the year.	In the year.	To end of the year.
RECEIPT.								
Loan	1736.90	...	1,736.90	...	1736.90	19.28	1,756.18
Discount or Premium	-14.20	...	-14.20	...	-14.20	-0.19	-14.39
Sale Proceeds ...	14.37	667.01	14.84	681.85	7.39	689.24	12.30	701.54
Appropriation from General Account ...	-1.10	-209.65	+3.61	-206.04	-4.62	-210.66	-4.56	-215.22
Special contribution from Government	54.00	5.00	59.00	...	59.00	...	59.00
Release of Debentures lodged with Govt.	42.60	...	42.60	...	42.60	...	42.60
Extraordinary receipts	25.10	...	25.10	...	25.10	...	25.10
Miscellaneous
Total ...	-14.27	2301.76	-23.45	2,325.21	2.77	2327.98	26.83	2,354.81
EXPENDITURE								
I.—On Govt. and Municipal Property								
Schedule 'W'	13.50	...	13.50	...	13.50	...	13.50
Do. 'X'	16.20	...	16.20	...	16.20	...	16.20
Do. 'Y'	4.70	...	4.70	...	4.70	...	4.70
Police Accommodation Schemes	91.60	...	91.60	...	91.60	...	91.60
Total	126.00	...	126.00	...	126.00	...	126.00
II.—On the Trust own acquired lands—								
Cost of Management and Estab. ...	2.98	205.56	2.47	208.03	2.49	210.52	2.33	212.85
Acquisition of land99	981.40	1.27	982.67	2.74	985.41	3.15	988.56
Chawls ...	10.67	173.09	4.31	177.40	14.29	191.69	5.60	197.29
Roads ...	8.71	489.66	12.31	501.97	10.56	512.53	6.70	519.23
Other works ...	6.04	51.04	3.44	54.48	1.79	56.27	2.02	58.29
Mill companies chawls	7.70	...	7.70	...	7.70	...	7.70
Total ...	29.39	1908.45	23.80	1,932.25	31.87	1964.12	19.80	1,983.92
III.—Miscellaneous—								
Office Buildings	4.50	...	4.50	...	4.50	...	4.50
Other items	12.30	...	12.30	...	12.30	...	12.30
Total	16.80	...	16.80	...	16.80	...	16.80
IV.—Disposal of Profits								
V.—Debentures lodged with Govt.								
VI.—Repayment of Loan								
Total ...	29.39	2192.30	23.80	2,216.10	31.87	2247.97	36.28	2,284.25
Balance ...	15.12	109.46	.35	109.11	29.10	80.01	9.45	70.56

*Appendix No. 9 not included in M.C.'s Report.

APPENDIX No. 13

Analysis of General Account

(Figures in columns 2 to 12 shown in lakhs.)

Year.	RECEIPTS						EXPENDITURE					Balance appropriated Capital account.	REMARKS.
	Rents.	Municipal contribution.	Share of tobacco duty.	Interest on investment.	Miscellaneous.	Total.	Maintenance.	Municipal rates and taxes.	Interest and sinking fund.	Miscellaneous.	Total.		
(1)	(2)	(3)	(3A)	(4)	(5)	(6)	(7)	(8)	(9)	(10)	(11)	(12)	(13)
	Rs.	Rs.	Rs.	Rs.	Rs.	Rs.	Rs.	Rs.	Rs.	Rs.	Rs.	Rs.	
1898-1899	1.9	1.9	1.1	-0.1	1.8	Rent received in 1898-99 was mainly rent under Schedule 'Z'
1899-1900	0.7	0.8	...	1.5	0.2	0.2	0.4	1.1	
1900-1901	0.9	4.8	...	1.6	...	7.3	0.3	0.2	2.2	...	2.7	4.6	
1901-1902	1.2	4.8	...	1.5	...	7.5	0.4	0.2	2.5	...	3.1	4.4	
1902-1903	1.4	5.0	...	3.5	...	9.9	0.4	0.2	4.1	...	4.7	5.2	
1903-1904	2.6	3.5	...	2.3	...	8.4	0.4	0.4	5.7	0.1	6.6	1.8	
1904-1905	5.8	2.0	...	2.7	...	10.5	0.7	0.9	8.1	0.1	9.8	0.7	
1905-1906	9.7	2.5	...	1.9	...	14.1	1.4	1.3	10.1	0.1	12.9	1.2	
1906-1907	8.5	3.0	...	2.1	0.1	13.7	1.9	1.1	11.2	0.1	14.3	-0.6	
1907-1908	8.1	3.6	...	2.4	0.1	14.2	2.2	1.0	12.1	0.1	15.4	-1.2	
1908-1909	9.4	4.5	...	1.2	0.1	15.2	2.5	0.8	13.0	0.1	16.4	-1.2	
1909-1900	11.4	7.8	...	1.5	0.2	20.9	*3.3	1.0	16.0	0.1	20.4	0.5	
1910-1911	14.4	8.9	...	1.5	0.1	24.9	*3.1	1.0	19.1	0.1	23.3	1.6	
1911-1912	16.6	8.6	...	2.2	0.1	27.5	*3.0	1.3	20.2	0.1	24.6	2.9	
1912-1913	18.0	9.2	...	2.0	...	29.2	*2.7	1.0	20.5	0.1	24.3	4.9	
1913-1914	20.9	9.3	...	2.5	...	32.7	*2.4	1.2	21.4	0.3	25.3	7.4	
1914-1915	23.0	9.8	...	1.5	0.1	34.4	2.7	1.5	22.4	0.3	26.9	7.5	
1915-1916	24.8	10.2	...	1.5	...	36.5	2.9	1.6	23.8	0.3	28.6	7.9	
1916-1917	27.2	11.0	...	2.5	0.1	40.8	3.1	1.7	25.8	0.2	30.8	10.0	
1917-1918	29.6	11.0	...	2.9	0.1	43.8	3.6	1.7	25.6	0.2	31.1	12.7	
1918-1919	33.2	11.5	...	2.0	0.1	46.8	3.6	2.0	25.2	0.2	31.0	15.8	
1919-1920	35.7	15.2	...	1.7	0.2	52.8	3.7	2.2	24.1	0.6	30.6	22.2	
1920-1921	37.5	15.7	...	5.4	0.5	59.1	4.0	2.4	29.4	1.0	36.8	22.3	
1921-1922	43.4	15.8	...	5.4	0.4	65.0	6.4	2.9	52.6	0.6	62.5	2.5	
1922-1923	45.0	17.9	...	4.9	0.1	67.9	7.9	3.5	64.1	-0.5	75.0	-7.1	
1923-1924	44.2	19.1	...	7.6	0.2	71.1	9.6	3.2	74.2	0.6	87.6	-16.5	
1924-1925	50.5	20.2	...	6.4	0.4	77.5	9.0	4.4	80.6	0.6	94.6	-17.1	
1925-1926	48.7	22.3	...	6.8	0.2	78.0	8.6	3.4	93.7	0.2	105.9	-27.9	
1926-1927	49.5	22.4	...	7.2	3.2	82.3	9.6	3.6	90.5	-0.3	103.4	-21.1	
1927-1928	48.5	23.1	...	6.3	2.3	80.2	11.3	3.8	90.2	...	105.3	-25.1	
1928-1929	47.6	23.0	...	3.8	1.0	75.4	10.6	2.7	90.4	...	103.7	-28.3	
1929-1930	51.0	22.9	...	2.7	0.1	76.7	10.2	2.9	89.3	...	102.4	-25.7	
1930-1931	50.2	23.1	...	2.7	0.2	76.2	10.2	3.4	92.1	...	105.7	-29.5	

*Includes interest paid to Government and the Municipality under Section 68 (1) of the old Act as shown below :-

Year.	Government. Rs.	Municipality. Rs.	Total. Rs.
1909-10	65,350	41,241	1,06,591
1910-11	46,440	37,841	84,281
1911-12	61,858	37,276	99,134
1912-13	68,194	37,431	1,05,625
1913-14	54,644	27,668	82,312
Total	2,96,486	1,81,457	4,77,943

* Includes an amount of Rs. 1.23 lakhs still to be adjusted.

1931-1932	49.3	23.5	...	1.4	0.1	74.3	10.5	3.3	94.3	...	108.1	-33.8
1932-1933	49.3	23.5	7.4	1.1	0.1	81.4	11.8	3.0	96.5	...	111.3	-29.9
1933-1934	49.2	32.9	11.4	3.9	...	97.4	7.5	4.4	98.2	...	110.1	-12.7
1934-1935	50.9	33.4	10.9	3.3	...	98.5	9.6	4.2	98.6	...	112.4	-13.9
1935-1936	50.3	33.4	9.8	2.8	0.1	96.4	9.5	3.8	102.3	20.8	136.4	-40.0
1936-1937	51.2	32.2	11.8	4.9	0.2	100.3	10.3	3.6	85.2	...	99.1	+1.2
1937-1938	50.6	34.4	12.4	4.6	0.6	102.6	10.5	3.3	83.1	...	96.9	+5.7
1938-1939	52.0	34.3	10.4	4.2	0.4	101.3	15.0	3.2	60.9	...	99.1	+2.2
1939-1940	53.5	37.1	9.9	3.4	0.4	104.3	16.1	3.4	80.2	...	99.7	+4.6
1940-1941	52.5	35.7	5.4	3.9	0.6	98.1	18.1	3.6	80.3	...	102.0	-3.9
1941-1942	52.3	36.9	10.0	4.0	0.3	103.5	14.3	3.4	80.0	...	97.7	+5.8
1942-1943	54.2	24.7	4.1	4.0	0.3	87.3	14.4	3.2	79.6	6.3	103.5	-16.2
1943-1944	54.7	26.3	10.0	4.0	0.4	95.4	15.2	3.2	79.5	...	97.9	-2.5
1944-1945	60.0	27.3	10.0	4.4	0.3	102.0	17.3	4.1	78.1	...	99.5	+2.5
1945-1946	60.3	28.4	7.5	4.3	0.5	101.0	20.0	4.4	77.6	...	102.0	-1.0
1946-1947	60.1	30.0	8.6	4.7	0.3	103.7	23.1	4.6	76.6	...	104.3	-0.6
1947-1948	67.9	30.0	9.2	5.5	0.3	112.9	24.2	4.4	77.1	...	105.7	+7.2
1948-1949	59.0	31.7	2.0	5.4	0.6	98.7	31.0	4.7	77.0	...	112.7	-14.0
1949-1950	60.7	32.9	10.0	5.9	0.7	110.2	29.8	4.7	76.3	...	110.8	-6
1950-1951	59.4	34.6	10.0	5.8	0.5	110.3	32.1	4.9	77.4	...	114.4	-4.1
1951-1952	60.8	36.3	10.0	5.8	0.6	113.5	28.5	5.9	76.5	...	110.9	+2.6
1952-1953	63.58	35.84	7.42	5.32	.73	112.89	33.8	9.1	75.89	...	118.79	-5.9
1953-1954	68.13	36.99	10.0	5.25	0.66	121.03	37.49	7.5	76.15	...	121.14	-1.1
1954-1955	71.83	39.62	10.0	5.07	.83	127.35	40.42	7.37	75.95	...	23.74	+3.61
1955-1956	68.61	37.89	6.38	3.78	.64	119.30	45.86	2.45	75.62	...	123.93	-4.63
1956-1957	68.68	43.75	5.00	4.10	.93	122.46	44.46	7.38	75.19	...	127.03	-4.57
Total to the end of 1956-1957	2320.33	1227.29	219.6	211.82	20.99	4000.03	712.83	175.80	3294.30	32.4	4215.33	-215.30

Particulars of Municipal (Improvements) Chawls, Capital Cost, Net Annual Returns

Serl. No.	Name of the Chawl.	Year in which the site of chawls appropriated or construction of chawls.	Total area of the site of chawls sq. yds.	Rate per sq. yd. as in the year given in column 3.	Value of the site (cols. 4 & 5)	Constructional cost of the chawls including 7 1/2 per cent. for management and establishment.	Cost of work, value of the land and management and establishment (columns 6 and 7).	Interest and Sinking fund charges on Capital outlay at 4.61 per cent. on column 8 up to 1919 and thereafter at 6.35 percent.	Gross annual rent.	Annual profit + or loss — i.e., 29.72 per cent. of column 10-9.
(1)	(2)	(3)	(4)	(5)	(6)	(7)	(8)	(9)	(10)	(11)
			Sq. Yds.	Rs.	Rs.	Rs.	Rs.	Rs.	Rs.	Rs.
1	1-4 Agripada A Chawls	1900	7,285	7	50,995	1,85,505	2,36,500	10,903	31,169	-1,640
2	5-16 Do. B do.	1903	11,925	6	71,550	5,41,639	6,13,189	28,269	75,861	-5,723
3	31-32 } 38-40 } 45-46 } Do. C do.	1903	6,251	6	37,506	2,79,182	3,16,688	14,599	39,720	-2,795
4	19-24 Chandanwadi Chawls	1904	9,664	15	1,44,960	3,76,915	5,21,875	24,059	82,529	+468
5	25-27 } 29,30 & 31 } Imamwada A Chawls	1905	13,442	13.8	1,81,467	4,98,562	6,80,029	31,349	82,232	-8,393
6	50 Do. B do.	1905	949	13.8	12,811	19,368	32,179	1,483		
7	33-37 Mandvi-Koliwada Chawls	1908	4,169	75	3,12,675	2,76,040	5,88,715	27,140	97,608	+1,169
8	52 Workmen's Cottages, Matunga	1905	944	6	4,720	12,083	16,803	774	1,594	-300
9	17-18 Narpada A Chawls	1903	2,569	7	17,983	8,2358	1,00,341	4,626	14,309	-374
10	39 Do. B do.	1904	2,099	7	14,693	99,776	1,14,469	5,277	15,595	-642
11	28 Princess Street Chawls	1907	1,480	30	44,400	42,412	86,812	4,002	7,395	-1,804
12	42-44 } 47-49 } Superibaug Chawls	1910	8,081	4.8	36,364	3,39,878	3,76,242	17,345	47,068	-3,357
13	52-57 Chinch Bunder Chawls	1913	8,496	26.66 (d)	2,26,560 (e)	3,79,622	6,06,182	27,945	67,104	-8,002
14	86-95 Cottage Blocks (old)	1920	2,780	10	27,800	36,069	63,869	4,056	3,596	-2,588
15	58-61 Clerk Road Chawls	1921	4,181	15	62,715	4,39,814	5,02,529	31,911	36,191	-21,182
16	62 Pais Street Chawls	1921	3,419	15	51,285	1,70,863	2,22,148	14,106	16,018	-9,346
17	63-66 Mominpura Chawls (Old)	1921	7,760	15	1,16,400	4,31,655	5,48,055	34,801	30,840	-25,636
18	67-72 Three-room tenements, Scheme 5	1922	5,609		33,654	2,64,717	2,98,371	18,946	16,214	-14,128
19	73-78 Two-room tenements, Scheme 6	1922	4,234	6	25,404	2,91,972	3,17,376	20,153	20,328	-14,113
20	79-85 Cottage Blocks (new)	1922	7,808	6	46,848	69,312	1,16,160	7,376	3,199	-6,426
21	Blocks. 1-19 Bellasis Road Chawls	1922	35,704	19	6,78,376	25,75,065	32,53,441	2,06,594	2,08,573	-1,44,604
22	1-16 Mazagaon Chawls	1922	29,081	10	2,90,810	21,77,079	24,67,889	1,56,711	1,44,505	-1,13,764
23	1 Mominpura Chawls (New)	1923	3,911	20	78,220	3,14,276	3,92,496	24,923	26,814	-16,954
24	1-23 Leve Lane Chawls	1925	13,367	18.8	2,47,289	11,36,407	13,83,696	87,865	1,15,309	-53,596
25	1-10 Sydenham Road Chawls	1925	12,795	16	2,04,720	7,78,071	9,82,791	62,407	71,005	-41,305
26	1-2 Palton Road Chawls	1940	3,255	25	81,365	2,32,503	3,13,878	19,931	74,229	-25,895
27	3 Palton Road Chawls	1952	1,856	50	92,777	3,48,544	4,41,321	28,024		
28	A-J Sewri Chawls	1955	6,643	25	1,66,075	5,06,514	6,72,589	28,120	*58,200	-10,823
29	† 4 Palton Road Chawls	1956							4,212	
	Total	...	2,19,757	...	33,60,432	1,29,05,201	1,62,66,633	9,43,695	13,71,417	-5,60,789

- (a) Rs. 8-0-0 for 8 larger rooms (double rooms having partition inside)
 (b) Represents looms.
 (c) This figure represents the value at Rs. 40 per sq. yd. of the site situated between the 25' road and the Railway and measuring 5664 sq. yds.
 (d) This figure is arrived at by dividing (c) by 84% yds.

- A= Includes rooms rent free in li. Sweepers.
 B= Rooms used for Office & Stores.
 C= do temporarily occupied by Schools.
 D= do occupied by Chawl Supds. quarters including Office & Stores.
 E= do do do Shops.
 F= do do do Gymnasium.
 G= do do do Godowns.

* Calculated at 4.24%
 † Chawl under Slum clearance.

APPENDIX

Statement showing dishousing and rehousing operations on the Trust

YEAR.	NUMBER OF TENEMENTS DEMOLISHED UP TO THE END OF THE YEAR				NUMBER OF TENEMENTS PROVIDED UP-TO							
					MUNICIPAL BUILDINGS			(1) IN POLICE ACCOMMODATION SCHEMES (2) IN POORER CLASSES Do. (3) BY MILL COMPANIES AND (4) IN B. D. D. CHAWLS				
	One room.	Two room.	Larger.	Total Col. (2) to (4).	Perma- nent chawls.	S. P. Sheds.	Total Col. (6) and (7).	One room.	Two rooms.	Larger.	Servants quarters.	Total Col. (9) to (12).
(1)	(2)	(3)	(4)	(5)	(6)	(7)	(8)	(9)	(10)	(11)	(12)	(13)
1898-99 to	29,509	5,481	3,671	38,661	10,551	4,087	14,638	18,198	160	349	163	18,870
1954-55
1955-56 ...	36	36
1956-57. ...	2	2	108	...	108
Total ...	29,547	5,481	3,671	38,699	14,746	4,087	14,746	18,198	160	349	163	18,870

14. Number of tenements, full letting value and permissible actual population.

Percentage of net annual return 20.16 of col. (10) of capital cost (col. 8).	Total Number of rooms. Columns 18+19.	Number of floors including ground floor.	Floor area of tenements including verandah.	Rent per room as on 31-3-1957	Economic rent	Number of rooms living purposes.	Number of rooms let for Shops, Godowns, or Municipal purposes.	Total population	Equivalent Adults.	Maximum permissible population in adults.		Population per acre in largest groups per column No.20.
										Population per tenement.	Total population.	
(12)	(13)	(14)	(15)	(16)	(17)	(18)	(19)	(20)	(21)	(22)	(23)	(24)
3.56	312	3	175	8 5 0	8 14 0	276	1-B, 5-D & 30-E	1,805	1,710	5	1,375	1,323
.006	658 288	4	110 142	7 11 0 7 2 0	7 10 0 8 1 0	926	20-E	4,967	4,732	4	3,708	
3.82	433	4	177	8 3 0 8 10 0	8 12 0	414	18-F 1-F	2,380	2,240	5	2,065	1,800
.066	674	4	125	10 8 0	10 6 0	633	2-D, 9-E	4,120	2,882		2,656	
.01	857	4	135	8 15 0 9 4 0	9-13, 10-1 10-5	846	2-B, 4-C & 3-D	4,329	3,854	4	3,380	1,340
.006	30	4	160	9 9 0	Rs. 9-13 10-1, 10-5	30
3.34	278	4	176	11 6 0	17 5 0	222	30-E, 26-G	1,694	1,404	5	1,110	1,350
.023	15	1	120	9 15 0	12 7 0	4½	67½	...
.016	144	4	148	9 4 0	9 10 0	144	...	2,282	2,066	5	720	2,032
.015	144	4	160	9 4 0	9 10 0	144	3½	504	
.015	64	4	136	10 14 0	14 2 0	64	...	511	430	4	256	...
1.06	481	4	176	8 6 0	9 4 0	479	1-B, 1-F	2,936	2,830	4½	2,155½	...
.56	405	2	176	9 0 0	13 6 0	372	33-G	2,661	2,340	3½	1,30	1,340
.26	14	1	275	24 5 0	38 0 0	5	70	...
.015	325	4	176	10 3 0	13 12 0	320	4-E 1-F	4,640	3,840	5	1,600	...
2.13	134	4	175	11 3 0	15 13 0	131	3-E	1,810	1,410	5	655	...
1.22	246 (b) 160	4	175	9 15 0	13 8 0	241	6-D	1,600	1,300	5	1,200	929
.044	36	3	562	30 15 0 38 11 0	Rs. 55, 60 & 65
1.01	72	3	338	42-8-0, 45- 29-14, 25-5 28-5, 29-10, Ra. 25-11	Rs. 35, 33, 32
.016	10	3	325	...	35
.035	1,549	1	176	Ra. 11-3	Rs. 16-5, 18-6, 17-14	1,513	20-C 7-D & 9-E	8,650	7,150	5	7,565	...
.007	1,305	4	176	Ra. 10-9	Rs. 15-6, 15-14	1,263	36-C, 4-D & 2-E	8,072	7,072	5	6,350	...
2.46	234 (b) 54 821	4	176	Ra. 10-15, 9-15	13 8 0	227	7-E	2,060	1,640		1,140	2,104
.004	...	4	176	Ra. 11-15 12-8, 13-1	Rs. 15-9, 16-1, 16-9, 17-1, 17-9, Ra. 15-7, 16, 16-8, 32, 33, 35	792	6-D, 22-E, & 1-F	5,313	5,057		3,068	...
0.54	391	4	176 328	Ra. 13-1, 24-5 24-11, 25-11	...	387	1-B, 1-C, 1-D & 1-E	2,614	2,352	5	1,025	...
...	156	4	180	Ra. 11-3, 11-15,	Ra. 15-7, 16, 16-8	125	24-E 7-C	1,390	980	5	630	...
...	86	4	180	Ra. 25	Ra. 35	76	4-E, 6-G
.024	194	2	180	Ra. 25	Ra. 35	194
.025	10,570	...	180	827	...	108

* 5-B, 61-C, 35-D, 180-E, 4-F, 72-G.

15. Estates since the commencement of the Trust.

THE END OF THE YEAR												NET ADDITION (+) OR REDUCTION (-)	
IN LESSEES' BUILDINGS					One room cols. 8+9+14.	Two rooms cols. 10+15.	Larger cols. 11+16.	Servants' quarters cols. 12+17.	Grand Total cols. 19 to 22.	In the year cols. 23-5.	To end of the year.		
One room.	Two rooms	Larger.	Servants' quarters.	Total cols. 14 to 17									
(14)	(15)	(16)	(17)	(18)	(19)	(20)	(21)	(22)	(23)	(24)	(25)		
18,110	9,146	11,148	2,220	40,624	50,946	9,306	11,497	2,383	74,132	35,471	3,5471		
19	145	267	...	431	19	145	267	...	431	395	395		
...	46	382	...	429	108	46	383	...	537	535	535		
18,129	9,337	11,798	2,220	41,484	51,073	9,497	12,147	2,383	75,100	36,401	36,401		

WATER WORKS.

Shri. J. D. Daroga. M.Sc. (Eng.) (Lond) B.E. M.I.E. A.M. Ints. C.E. A.M.I. Mech., M.I.P.H.E., D.I.C., (Lond) held the post of Hydraulic Engineer, through out the year under report, except for the period 1-11-56 to 31-1-57, when he was on leave when Shri R. V. Abreu, B.Sc., B.E. (Civil) A.M.I.E. (India) acted as Hydraulic Engineer.

The Administration Report of Water Works Department is arranged under the following heads :—

- I.—HEAD WORKS AT LAKES AND TRUNK WATER MAINS.
- II.—MAINTENANCE BRANCH, OUTSIDE CITY DIVISION.
- III.—MAINTENANCE BRANCH, INSIDE CITY DIVISION.
- IV.—DISTRIBUTION BRANCH.
- V.—CONSTRUCTION BRANCH.
- VI.—WORKS BRANCH.
- VII.—REMODELLING BRANCH.
- VIII.—SURVEY AND DESIGN BRANCH.
- IX.—STANDARDS BRANCH.
- X.—WORKS OF INTEREST.
- XI.—GENERAL.

I.—HEAD WORKS AT LAKES AND TRUNK WATER MAINS

2. The City of Greater Bombay derives its water supply by gravity from four lakes or impounded reservoirs namely Tansa, Vehar, Tulsi and Vaitarna. Tansa Lake, which forms the main source of the City's water supply, is situated 66 miles by road from Bombay. The useful storage capacity of the lake is 40,660 million gallons; Vehar lake, situated 18 miles by road from Bombay, has a total useful storage capacity of 9,120 million gallons. Tulsi Lake, with a total useful storage of 2,294 million gallons, is situated 22 miles from Bombay. Vaitarna Lake, which is 74 miles from Bombay, has at present a total useful storage capacity of 26,510 million gallons, which when the gates over the spillway are fixed, will increase to 39,510 million gallons. The work of fixing the Spillway Gates was in progress during the year.

3. A total quantity of 27,640 million gallons was transferred during the year from Vaitarna to Tansa Lake through the horse shoe shaped Vaitarna Tunnel of 83 sq. ft. cross-sectional area. Water from the Tansa Lake is brought to the City by a masonry aqueduct, two Nos. of 72" > 57" diameter steel mains and one 96" diameter steel main. The masonry duct runs upto Ghatkopar following the contour of the country and passes through tunnels in the hills at 13 places, the valleys being crossed by 48" Cast Iron and 50" Steel Pipes in the form of inverted syphons. The alignment of the trunk mains is shown in Appendix I.

4. Appendices II and III give statistics of supply and quantity of water used for different purposes during the year. Appendix IV shows the average supply per day for the City during the last 56 years and the quota per head based on census figures. The Tansa, Vehar, Tulsi and Vaitarna Lakes recorded total rainfalls of 156, 152, 157 and 176 inches, respectively.

5. All the 38 automatic shutters of Tansa Lake Waste Weir discharged 1,032 million gallons flood water for a total period of 4 days and for 69 days water was discharged over the Waste Weir through a lesser number of gates. The total quantity of water discharged over the Waste Weir was 42,073 million gallons.

6. The Tulsi Lake overflowed for a total period of 68 days and the quantity discharged over the Waste Weir was 2,461 million gallons.

7. The Vehar Lake overflowed during the year for a total period of 31 days. This is the second occasion during the last 20 years when the Vehar Lake overflowed, the Previous occasion being in the year 1954.

8. The Vaitarna Lake overflowed for a total period of 129 days and the quantity discharged over the Waste Weir was 3,80,268 million gallons.

9. An average supply of 146.94 million gallons per day was given to Greater Bombay during the year. Appendix No. V gives information regarding catchment of the lake areas, full supply levels, rain falls, overflow, contents of the lakes, evaporation, absorption and other losses etc. Appendix No. VI shows a graphical record of rainfall for the last sixty-nine years. The figures of evaporation losses recorded at the lakes for the various months during the year under review are tabulated under Appendix No. VII.

II.—MAINTENANCE BRANCH, OUTSIDE CITY DIVISION

10. This branch is entrusted with the work of repairs and maintenance of trunk mains, embankments, cuttings, culverts, bridges, trolley tracks, head works at the lakes, sterilization of City's water supply, painting of steel mains, maintenance and repairs to motor trolleys, locos and material wagons, upkeep, repairs and maintenance of Tansa-Atgaon Road, removal of algae in various lakes, and maintenance and repairs to Water Works structures in the Outside City Division. Repair works pertaining to the various plants and machinery in the Outside City Division were carried out at the Water Works Workshop at Chatkopar which comprises of Machine Shop, Fitting Shop, Smithy, Carpenter's Shop, Painting Shop, Welding Shop, Motor Vehicles Servicing and Repairs Shop. The strength of the Workshop staff including the Chlorination Plant staff was 63 and it was classified as a "Factory" under the provisions of the Indian Factories Act.

11. The following are the details of the trunk mains, embankments, culverts, tunnels, etc., maintained during the year in this Division:—

Maintenance of Trunk
Mains, Embankments,
(etc.)

Length of steel mains	... 151 miles.
Length of cast iron mains	... 48.25 miles.
Length of the masonry duct	... 23.25 miles.
Length of the Tunnels	... 3.88 miles.
Length of the embankments	... 118 miles.
Bridges and Culverts	... 362 Nos.
Length of the trolley track	... 81.5 miles.

12. There was no burst during the year on any mains. There were 43 major and 3,276 minor leaks on the trunk mains, which were repaired expeditiously. A section of about 1,600 R.Ft. of 72" Tansa East Main, which had collapsed in the year 1939-40, has deteriorated to a considerable extent and the circumferential and longitudinal joints are leaking very heavily. The Corporation approved of plans and estimate for the work of replacing the pipes but it could not be carried out during the year for want of steel plates.

13. 461 leaks occurred on the masonry aqueduct and 31 on syphon mains during the year, repairs to which were carried out departmentally. 1,07,170 R.Ft. of steel mains of various sizes were painted during the year and 5,460 sq. ft. of stone pitching and 40,285 Cu. ft. of earth-filling were carried out.

14. Extra-ordinary repair works as per details shown under Appendix VIII were carried out during the year at a total cost of Rs. 1,13,612.

15. Seven heavy type and six light type motor trolleys were maintained during the year at an approximate total cost of Rs. 30,000. Three engines were received for replacing those of the existing heavy type motor trolleys. The work of two trolleys has been completed and the third one is in progress. The total mileage covered by the trolleys was 71,433 miles. One Diesel loco was utilised for haulage of heavy materials and covered a total of 2,439 miles. The average cost per mile per haulage was Rs. 1-8-0 per mile. The increase cost is due to loco being very old and therefore, giving poor performance. Mobile units consisting of petrol driven and diesel driven motor trolleys, jeep, air compressors, welding plants, concrete mixers, outboard and inboard boat engines, lighting sets, etc., were maintained during the year as per details under Appendix IX.

16. The particulars of the structures maintained in the Outside City Division are given in Appendix No. X. All these structures including bridges and culverts were maintained from the grant under II.—Water Works, A.—Maintenance, IV.—Repairs and Maintenance, (a) Ordinary, (4) Repairs and Painting to Water Works Building and Bridges Outside Bombay, at a total cost of Rs. 20,000.

17. In order to maintain the purity of water received from the catchment area of the lakes, the campaign against trespassers in the catchment area was continued during the year and 150 heads of cattle were impounded and about 771 were driven out from this area.

18. Eleven gardens in the Outside City Division were maintained during the year. The Tansa and the Veihar Lakes remained very popular with the public and there was a great rush of visitors to these lakes on Sundays and Holidays. The total number of visitors to the Tansa Lake was about 65,000 during the year as against 62,000 last year and at the Veihar Lake 3,14,000 as against 2,20,500 during the preceding year. The amenities provided at the Veihar Lake such as, children's playground, boat-house, giant's castle, were fully utilised by the public. The swimming pool, which was very popular with the public, was out of commission during most part of the year as work of constructing the retaining wall was in progress.

19. In order to provide more open spaces in the Suburban area in the natural surroundings, a large area of land at Powai Lake measuring about 55 acres was converted into a Public Park at the cost of Rs. 1,48,552. The details of construction work are given in paragraph 96. The park was opened to the public by Shri S. K. Patil, M.P., on 9th February 1957.

20. The Tansa supply is sterilized by chlorine treatment at Bhandup and Powai. The doses of Chlorine varying from about 0.67 to 1.5 parts per million and that of Ammonia from 0.14 to 0.3 parts per million were administered, according to demand. The Veihar Supply was sterilized at the Old Chlorination Plant at Powai, upto January 1957, when the new plant at the same place and few hundred yards downstream was put into commission. The details of the new plant are given under paragraph 100. The doses of Chlorine varied from 0.7 to 1.50 parts per million and that of Ammonia from 0.14 to 0.3 parts per million. The practice of Ammoniation before Chlorination was stopped from the middle of the year as it was observed that the effective action of chlorine was retarded by pre-ammoniation.

21. The average draw-off from the Tulsi Lake was about 4.3 million gallons per day. The water was first treated with Potassium Permanganate and then given Alum Treatment for coagulation of water. All the seven rapid sand filter beds were in continuous use. After filtration, the water was sterilized by Chloramine Treatment with Chlorine doses varying from 0.9 to 2.6 parts per million and Ammonia doses from 0.18 to 0.5 parts per million. The doses of Alum varied from 0.53 to 1.0 grain per gallon. Old pumps, engines and compressors for the Tulsi Filtration Plants were replaced by new ones and are working satisfactorily.

22. The Chlorine dosages at the Central Chlorination Plant at Powai was stepped up on two occasions to the maximum capacity of the plant as a preventive measure in view of the prevalence of Typhoid and Jaundice in the City. With the commissioning of greater lengths of 96" diameter trunk main from Tansa Lake to the City additional quantity of water was brought into the City. A new Chlorination Plant ordered out will ultimately sterilize a total quantity of 250 million gallons per day.

23. The supply given to the Mulund Town through the Government of Bombay Public Works Department was not chlorinated. With the extension of the Greater Bombay Limit this town is now included in the Greater Bombay Limits. It is therefore proposed to provide another Chlorination Station, North of Bhandup Chlorination Plant to chlorinate the supply to Bhandup and Mulund.

24. A small field laboratory was set up at Powai and 24 samples of water from the lakes and mains were tested during the year for ascertaining the various physical properties of water *viz.* turbidity hardness pH value etc. Residual Chlorine tests were also taken daily at Thana Road Powai, Ghatkopar, Marol and Bandra and the doses of chlorine adjusted according to the demand.

25. Fortnightly bacteriological and chemical analysis of water from the Trunk mains, after Chlorination, were carried out during the year by the Municipal Analyst. 3711 samples were taken during the year from the various points on the Trunk mains, Lakes and the Distribution System throughout the City. All samples of water except 179 gave negative reaction of B Coli in 100. after chloramine treatment. Action was taken for removing source of pollution and for rechlorinating the mains and the subsequent samples at the same points were to the required standard of purity.

26. A new Welfare Centre Building was constructed at Ghatkopar Cross Connection and equipped with several indoor games like Carrom, Draughts, Ping-pong, etc. In addition a small plot in the vicinity of this structure was used for outdoor games like Volley Ball, Hu-tutoo, Badmington, Cricket, Scout Band etc. The Ganpati Festival was also celebrated for seven days during the year. The annual function was well attended to by the labour staff. The daily attendance in the Centre including gents, ladies and children averaged about 60 to 70 persons. A scheme for opening similar Centres in the Northern Division is also under consideration. A batch of 4 persons was sent to Mysore Bijapore, Mangalore for a picnic trip.

27. During the year 1956-57 there were six dispensaries working in the Outside City Division of this Department with one Medical Officer and five compounders and one First Aid Maistry. Attendance at these dispensaries was as follows:—

Dispensary.	New Patients.	Old Patients.
1. Ghatkopar	4,106	3,813
2. Travelling	613	...
3. Powai	1,936	878
4. Kapurbavdi	2,566	1,920
5. First Aid Centre	2,631	1,763
6. Agra Road	1,088	2,826

Ghatkopar, Kapurbavdi, Travelling Dispensary and First Aid Centres are financed by the Hydraulic Engineer's Department and Powai and Agra Road Dispensaries by Vaitarna-cum-Tansa Scheme. During the year Medical Officer paid 40 visits to Northern Divisions. The First Aid Maistry went on regular trips and rendering First Aid upto Tansa.

28. Malaria, Anaemia, Round Worm, Diarrhaea, Dysentery, Bronchitis, Skin Disease like Scabies and Ringworm and accidental injuries are the common diseases for which the employees attended the dispensary. A few cases of T. B. were detected by Medical Officer outside City Division, during his routine examination and were directed to Princess Street T. B. Clinic and Sewri T. B. Hospital for treatment. All cases were found to make satisfactory progress. All the municipal employees were given Prophylactic dose of Paludrine tablets during the month of September 1956 to January 1957 as usual.

29. As an epidemic of small pox was present all over, all the Municipal employees in Salsette East and West and Northern Divisions were vaccinated against it.

The total grant spent on medical aid during the year was Rs. 11,000.

III.—MAINTENANCE BRANCH (Inside City Division)

30. This branch is concerned with maintenance of Water Works, Inside the City, comprising of repairs and maintenance of water mains, hydrants, fountains and cattle troughs, Water Works buildings and structures, plants and machineries, testing of water fittings, repairs and maintenance of water meters, cleaning of consumers pipes and fittings making new connections on Municipal mains, operation and maintenance of chlorination plants at Malabar Hill Reservoir, Bhandarwada Hill Reservoir, Fulka Tank and portable chlorination plants for re-chlorinating mains. Two Terrace Gardens called Sir Pheroze Shah Mehta Gardens and Joseph Baptista Gardens and the Kamala Nehru Park were maintained by this Branch. Repair works pertaining to various plants, machineries and equipments in the Inside City Division were carried out at the Water Works Workshops, DeLisle Road, Chinchpokli.

31. A total length of 437 running miles of water mains was maintained during the year. There were 45 bursts on the mains all of which were promptly attended to. During the course of the year 75,362 works as compared with 51,671 during 1955-56 and 36,838 during 1954-55 were carried out pertaining to repairs to communication pipes cleaning of chokes in service pipes, cleaning of meter strainers, giving new connections, metering of existing connections, removing and refixing of meters etc. The total cost of materials was Rs. 90,000. To effect speedy relief to the consumers in the event of chokage of pipes and meters, damage to meters, breaking of service pipes and connections, etc., three stand-by

ganges (*viz.*, one gangs from 1 P.M. to 9 P.M. and two gangs from 4 P.M. to 12 midnight) were engaged to carry out emergent works. As a result, there was 50 per cent. increase in work as compared with figures of 1955-56 and all emergent jobs were attended to promptly.

32. 29,738 repair jobs were carried out on about 10,000 fire hydrants in the City which indicates that a large number of fire hydrants were misused resulting in their getting out of order frequently. The additional temporary staff comprising of 1 Fitter and 3 Labourers in each Ward which was appointed last year, was continued during the year to effect speedy repairs. As a large number of sluice valves were required to be operated for the past few years for regulation of supply, an estimate amounting to Rs. 68,000 was sanctioned by the Corporation for repairs to such sluice valves and the work was to be spread over a period of 3 to 4 years. A provision of Rs. 13,235 was sanctioned but the work could not be carried out as spare parts such as spindles, nuts, etc., which were ordered out were not received.

33. The total number of water connections to different premises in the City was 63,580 *i.e.*, a net increase of 1,593 over the last year's figure. The number of new water connections made during the year was 1,593 against 1,459 during the preceding year. Out of 1,593 connections, 1,482 were granted at parties' cost and 111 from Municipal Funds. 13,935 trenches of varying lengths were excavated for making connections and for general repair and maintenance works all over the City.

34. In response to complaints received from the residents of Dadar-Matunga Area due to frequent chokes in consumers' pipes and fittings as a result of the presence of algae and shells in Vehar water supplied to this area, the Corporation, had sanctioned funds for the work of cleaning consumers' pipes and fittings beyond the stop-tap in this district. The work was continued during the year and 486 connections aggregating to 1,47,043 running feet of consumers' pipes of different sizes were cleaned at a cost of Rs. 8,700. 324 dirt boxes of sizes from, 4" to 12" were cleaned during the year.

35. Special staff for cleaning communication pipes between the Municipal mains and the stop taps in F Ward was continued during the year and 2,504 connections were cleaned as compared with 2,142 last year.

36. During the year 11,679 meters were repaired or replaced by new meters.

37. 6,398 meters were cleaned during the year as against 5,585 during the preceding year. It was found that on account of periodical cleaning of meter strainers, the number of complaints due to chokes has considerably reduced.

38. In all 16 pumps were maintained during the year at a total cost of Rs. 75,000. The pumps of increased capacities fixed in the previous year at Government Gate Road and Malabar Hill Reservoir worked satisfactorily, considerably improving the pressures in the areas served.

39. In case of private premises provided with pumping sets, the tenants were put to considerable hardships whenever the pumping sets went out of order temporarily. With a view to giving facility to such tenants, domestic pumping sets were given on hire at a nominal charge of Rs. 2 per day, exclusive of transport and fixing charges. This facility was greatly appreciated by the public and to cope up with the increased demand for these booster pumps two more pumps of high capacity were ordered out during the year.

40. With a view to maintaining the required standard of residual chlorine in the mains inside the City, re-chlorination was done by injecting extra dose of chlorine into the inlet mains at Malabar Hill Reservoir and Bhandarwada Hill Reservoir. A chlorination plant of 'gravity type' has been installed at the Malabar Hill Reservoir and those of pressure type at the Bhandarwada Hill Reservoir and Futka Tank. In addition to this, certain mains in the City, the water from which did not show good results on analysis, were re-chlorinated by means of one portable chlorinator of 4 lbs. per hour capacity. The smaller portable chlorinator of 1 lb. per hour capacity was put out of commission as it had served its useful life. Another set of 4 lbs. per hour capacity was ordered out but was not received during the year. One portable chlorinator of 8 lbs. per hour capacity was utilised temporarily for chlorinating the 32" inlet main at Bhandarwada Hill Reservoir, which was put into commission during the year. Due to the epidemics of Typhoid and Jaundice the dose of chlorine was stepped up at all subsidiary chlorine stations. The consumption of chlorine for re-chlorination inside the City was 2,67,392 lbs. against 1,76,251 lbs. in the previous year. The increase in chlorine was due to the increased dosages and the increased supply brought to the City. In addition to this 9 tons of Bleaching Powder were used at the Reservoirs when the samples were found to be below bacteriological standard.

41. 45 Water Works Buildings comprising of Workshops, Control Rooms, Pumping Stations, Chlorination Plants, residential quarters for staff, and tenements for low Income groups were maintained during the year at a cost of Rs. 15,000.

42. 11 Petrol-driven motor vehicles, 1 diesel motor lorry and 27 material hand-carts, were maintained for transport of men and materials. The total mileage covered by the petrol engine driven vehicles was 82,500 against 73,000 last year. The diesel motor lorry covered 9,783 miles. In addition to the above vehicles, 27 portable construction plants comprising of mobile cranes, air compressors, concrete mixers, tractors, dewatering pumps etc., were maintained during the year. For emergency fire service three motor vans were utilised one at Babula Tank Control Station, one at 'E' Ward office and the third at 'F' and 'C/S' Ward Office. One van was used for the work of collecting samples by the Municipal Analyst throughout Greater Bombay Municipal Limits.

43. The work of testing galvanised iron pipes cast iron pipes, galvanised iron fittings such as couplings, bends, tees, elbows, etc., brass and gun-metal fittings such as ferrules, stop and bib taps, waste-not-taps, ball taps, pillar taps, globe taps, flush valves underground and stand-post hydrants, cast-iron and porcelain water closet cisterns, canvas hose pipes, etc., was carried out during the year at the Water Works Workshop, DeLisle Road, Chinchpokli. The total number of such pipes and fittings tested was 3,15,221 out of which 1,76,520 were for private parties and the remaining for Municipal works. The revenue derived from the testing of pipes, fittings, etc., sent by private parties amounted to Rs. 22,662.

44. During the year 3,939 Municipal meters of different sizes and 541 private meters were tested at the Municipal Workshop for ascertaining their correctness. In addition to these 603 new meters were submitted by private parties for test, of which 588 were passed and sealed and the remaining were rejected. The revenue derived from testing of water meters submitted by private parties amounted to Rs. 2076. A large number of old "Frost" make water meters which had served their useful life and were found irreparable were scrapped during the year.

45. During the year under review, orders were placed for the supply of 737 water meters for use inside the City, out of which 593 meters were received. The total number of meters maintained in the City was 10,803 including those under repairs or spare meters for replacing those which were out of order. 160 water meters were written off during the year, either being stolen or having served their useful life.

46. A large number of drinking fountains and cattle troughs were temporarily closed down and kept in disuse on account of fittings being stolen. Drinking fountains donated by public donors were again brought into use by replacing the missing fittings. Certain playing fountains were also brought into use. Flora Fountain, which is the centre of attraction in a busy shopping and office centre, was played from 12 Noon to 3-00 P.M. and from 5 P.M. to 8 P.M. The fountain was flood-lit during the night. It was also renovated and painted during the year. The proposal for providing coloured lighting for this fountain was under consideration. Wellington Fountain at Museum, opposite Council Hall was also renovated and was flood-lit during the night.

47. Corporation had sanctioned an estimate amounting to Rs. 12,433 for providing a fountain with coloured lights at King's Circle. The work is in progress during the year.

48. A drinking fountain of marble was constructed at Children's Park at Kamala Nehru Garden out of a donation of Rs. 650 from Shri J. D. Daroga, the Hydraulic Engineer, to perpetuate the memory of his late wife, Perinbanoo. The fountain has proved very popular among the children as it is built to suit their requirements with foot-control for controlling the jets of water.

49. One Water Cooler was donated by Shri V. M. Saraiya for installing the same in Sir Pherozechah Mehta Gardens at Malbar Hill. The work of installation was in progress and it was expected to be completed shortly. When installed it will satisfy a long-felt need of cool drinking water to the public visiting the gardens.

50. The garden along the slopes of Gibbs Road and Ridge Road known as Hanging Gardens, Sir Pherozechah Mehta Garden on the top of the Malabar Hill Reservoir, Ladies' and Children's Garden at Ridge Road, Kamala Nehru Park, and Sir Joseph Bapista Garden on the top of the Bhandarwada Hill Reservoir were maintained during the year at a total cost of Rs. 29,500. The work of providing electric lights in the Kamala Nehru Park, entrusted to the Bombay Electric Supply and Transport Undertaking, was completed during the year. Coloured lights were provided in the Kamala Nehru Park and Sir Pherozechah Mehta Gardens and they were displayed on Saturdays, Sundays and Public Holidays except during the monsoons.

51. A new sanitary block was provided at Sir Pherozechah Mehta Gardens for the convenience of the public. The work of soil cementing the pathways in Sir Pherozechah Mehta Gardens was deferred as the cost of the work turned out to be prohibitive and the work could not be carried out satisfactorily in view of the fact that it was not possible to use roller or heavy machinery to effect the required degree of compactness of the soil. Alternative methods of surfacing or paving the pathways were under consideration.

Mosaic benches were donated by Messrs. Janjira Motor Training School and 73 wooden benches were painted during the year. The Old Summer House at South East corner of the Garden was replaced by a new structure at a cost of Rs. 6,000.

IV.—DISTRIBUTION BRANCH

52. This branch deals with the distribution of water within the City limits and is divided into three sections viz., the South, the North and the Central. Each of these sections deals with the work of distribution and regulation of supply, short supply complaints and Court actions for enforcement of provisions of the Municipal Act relating to public and private water supply, the investigation of wastage in Municipal mains and fittings and in private premises, re-washing of leaky taps, issue of notices for defective fittings, metering of private water supply and all matters pertaining thereto.

53. There is a Central Control station established at Babula Tank Road under an Assistant Engineer Distribution (Controls) for control and regulation of supply and also in case of emergency such as fires.

54. In view of the necessity of having a more detailed study of complicated distribution problems arising out of augmentation of supply and remodelling of distribution in the City, a separate post of Assistant Engineer Distribution (Specials) was created in November 1956. He is responsible for taking pitometer gauging for trunk and distribution mains with a view to analysing various distribution problems and for collection and analysis of water samples.

55. For the purpose of distribution of water, the City is divided into three main divisions, *viz.*, (a) the areas getting supply from the Malabar Hill Reservoir, (b) those from Bhandarwad Hill Reservoir, and (c) those getting direct supply. The following major changes in the mode of distribution of supply were made during the year under review:—

56. Prior to November 1956, the two 57" steelinlet mains serving the Malabar Hill Reservoir were tapped during supply hours to feed the direct supply zone of 'G' Ward with the result that for about 6 hours of the day, no water was received into the Malabar Hill Reservoir. This adversely affected not only the area served by the Reservoir but also the whole of 'G' Ward as it was not possible to extend the hours of supply in the direct supply zone with a view to reduce the peak load rate and thereby improve the pressures.

57. From the preliminary studies it was found that if the industrial load of 'G' Ward (where there are large number of textile Mills) can be met by low pressures supply throughout the day better pressure would be developed during the supply hours due to reduction in the peak load rate of draw off.

58. With this end in view, the 57" West Tansa main between Bandra and Fergusson Road was reserved as a feeder main to serve 'G' Ward throughout the 24 hours. The 'G' Ward was divided into two zones, North and South and the hours of supply during the evening were staggered, the South zone receiving supply from 5 P.M. to 8 P.M. and the North zone from 8-15 P.M. to 11 P.M. The hours of morning supply in both the zones were however common from 4-30 A.M. to 7-30 A.M. During the remaining non-supply hours a pressure of about 4 lbs. per square inch was maintained throughout the distribution system in 'G' Ward.

59. As the two 57" trunk inlet mains one from Bandra to Malabar Hill Reservoir and the other from Fergusson Road to Malabar Hill Reservoir were continuously discharging water into Malabar Hill Reservoir without disruption of supply, the input to Malabar Hill Reservoir was increased from 32 million gallons per day to 36 million gallons per day. This enabled direct supply zones of Peddar Road and Warden Road, which are close to Malabar Hill Reservoir, being brought in the zone of Malabar Hill Reservoir supply. Simultaneously the 32" inlet main to Malabar Hill Reservoir was converted into an outlet main for Tardeo area and the whole of this area, which was formerly given direct supply, was also brought in the zone of supply of Malabar Hill Reservoir.

60. The Malabar Hill Reservoir, has a storage capacity of 30 million gallons. The supply to the high level areas of Ridge Road, Carmichael Road, Altamount Road, Gowalia Tank, Raghavji Road and Forejett Hill Road (coloured orange) were given through two 12" mains branching off from the 18" pump delivery main fed by three electrically driven pumps situated in the Control Room.

61. The elevated tank at Malabar Hill Reservoir was put out of commission as the wall supporting it had cracked and it was essential to reduce the load on the walls. As direct pumping was resorted to, the maximum demand of the pumping station increased as more pumps had to be worked to cope up with the peak load demand. The B. E. S. T. undertaking were therefore requested to provide an additional sub-station and to strengthen their service cables. The work was in progress during the year.

62. Bhandarwada Hill Reservoir has a storage capacity of 20 million gallons. The high level localities of Dongri, Mandvi and Mazagaon are served by the elevated tank at Bhandarwada Hill Reservoir having a capacity of 1.25 million gallons. Both the newly installed 275 H.P. pumps at Bhandarwada Hill Reservoir were worked alternately for filling up the elevated tank and the high level compartment No. 3 of the Reservoir.

63. An experimental zone was created at Mandvi, served by 24" pump supply Dongri main. The low lying area between Carnac Road and Jackeria Masjid, which was formerly served by the 24" Dongri Main, was isolated from the pump supply zone as the water tended to flow into this low lying area to the detriment of elevated areas of Mandvi, Vadgadi, Samuel Street, Jail Road, etc. Low pressures of 5 lbs. per sq. inch was maintained in this areas throughout the day and high pressure supply was given from 8-15 P.M. to 11 P.M. and 4-30 A.M. to 7-30 A.M.

64. Considerable progress was made during the year in laying additional lengths of the 96" Vaitarna Main in the entire alignment from Tansa to Bandra. The total length of 96" Trunk main brought into use by 31st March 1957 was 40 miles out of a total of 48 miles between Tansa and Bandra.

65. The average quantity of water per day brought to the City and Suburbs during the year was 124.60 and 22.34 million gallons respectively, making a total of 146.94 million gallons for the whole of the City.

66. Significant changes were made in the Distribution system in several parts of the City during the year the most important of which were:—

Daily Regulations and Hours of Supply.

- (a) The whole of 'G' Ward was formerly fed by both 57" Tansa East and West Mains leading to the Malabar Hill Reservoir. One of these mains, *i.e.*, the 57" West main has since been reserved only for giving direct supply to 'G' Ward, the other taking its supply directly to the Reservoir. As it would not be possible to meet the peak load demand of the whole of 'G' Ward with one main alone it was decided to split the ward into two divisions and stagger the hours of supply of each division. This modification has resulted in the division known as G/South, receiving its evening supply from 5 P.M. to 8 P.M. at present as against the old hours of 8 P.M. to 11 P.M. which are the general evening hours of supply of the City. The change in timings far from causing any hardship has on the contrary been welcomed by the residents concerned.
- (b) Tardeo area formerly received its supply directly from the inlet mains through Malabar Hill Reservoir. With a view to reduce the tappings on the trunk mains feeding the Reservoirs, it was decided to lay a special outlet from Malabar Hill Reservoir for this district, the work having been completed during the year. Since then, this district receives its supply from the Malabar Hill Reservoir and is subject to better control than before.

(c) Peddar Road area similarly drew its supply directly from the 57" West main feeding the Reservoir. This direct feeding has since been stopped and the area is now fed from the Malabar Hill Reservoir through the 24" Peddar Road outlet maintaining the old hours of supply.

(d) A portion of 'B' Ward round about Mandvi was not receiving adequate supply as it was remotely situated from Bhandarwada Hill Reservoir from which it was fed. The supply to this area was therefore transferred on to the adjoining main in Canac Road fed from Malabar Hill Reservoir. This transfer not only resulted directly in an improvement in the Mandvi area supply but also indirectly in the supply to the rest of the areas served by Bhandarwada Hill Reservoir owing to a considerable load having been taken off from that Reservoir.

67. There were 13,534 short supply complaints during the year as against 13,375 during the preceding year.

The number of short supply complaints have gradually decreased from 1953-54 when it was 23,425. The number of complaints for the last 2 years is more or less steady and most of these complaints were due to leakages or chokes in service pipes, defective working of meters and faulty distribution of or defective fittings within the buildings.

Short Supply Com-
plaints.

68. Municipal Commissioner's Notices under Section 274 of the Bombay Municipal Corporation Act, were issued in 753 cases, and under 271(2) in 17 cases in respect of premises which were without Municipal Water Supply. The number of prosecutions launched during the year was 588. The number of convictions was 364 and 84 cases were withdrawn after compliance with the notices, 140 cases were pending disposal at the end of the year. The total amount of fines recovered was Rs. 56,497. Besides, the above, 5,545 notices under Section 278(2) of the Bombay Municipal Corporation Act, were served on the owner for defects in water fittings excluding those in respect of unauthorised works infringing the provisions of Section 287(A) and (B) of the Municipal Act, and non-compliance of Water Bye-Laws. Arising out of these 840 prosecutions were launched. The number of convictions was 670 and the amount of fines recovered was Rs. 3 131.

Notices and Prosecu-
tions.

69. Court work continued to be conducted by the Ward Inspectors. Reluctance on the part of the landlords to comply with our requisitions gave rise to our actions being frequently challenged on purely legal grounds and it became increasingly difficult for the Inspectors to deal with them and in some cases the assistance of the Solicitor to the Corporation was sought to conduct such contested cases.

70. The number of cases reported to the Standing Committee for severing water connections for non-payment of taxes and using un-metered water supply was 1,668 as against 1,225 in the previous year. In 186 cases, the supply was closed but subsequently restored. In 72 cases, the water connections were cut off. In the remaining cases, the execution of disconnection orders was not carried out as the consumers complied with the Municipal requirements.

Disconnecting the water
supply.

71. The total number of calls received from the Fire Brigade Department was 1,194 as against 1,495 received during the previous year. They were promptly attended to by the Distribution Staff. Out of 1,194 calls 278 were false and 123 were on account of collapse of houses. The total quantity of water used on fires was about 3.99 million gallons. In order to enable the staff to attend fires promptly, two vans were maintained throughout the 24 hours, one at Babula Tank Control Station and the other at 'F' South Ward Office. One van was maintained for night-duty only at the 'G' (South) Ward Office.

Fire Attendance.

72. Pitometer observations were taken during the year to gauge the quantity of water conveyed by the trunk and the distributory mains with a view to finding out whether any of them were surcharged or under-charged. Several proposals for remedying defects based on these observations were made. The work was carried out by one Overseer with ten labourers. From November 1956 this work was entrusted to A.E.D. (Special) which post was newly created.

Pitometer Gauging.

73. 100 miles and 1,273 feet of mains, varying from 4" to 9" were tested by Deacon Meters in the City and 209 miles and 3,358 feet of mains from 12" to 72" were sounded. The public urinals and latrines, numbering 213 were inspected once a week by the Waste Prevention Staff and 488 Defect Notices were issued for keeping these services in good order.

Testing of mains by
Deacon Meters and
Sounding.

74. The work of house to house inspection of leaky taps and fittings throughout the City was Re-washing. continued.

75. Campaign against wastage of water was continued. 36 new Cinema slides were prepared for Anti-Waste Propaganda and were displayed free of cost by 30 Cinema Houses in the City and 6 in the Suburbs. 15,000 leaflets of attractive design in 2 colours were also printed for free distribution to the public, acquainting them with the measures to be taken for prevention of wastage. The addresses and telephone numbers of various Ward Offices of the Water Department were also printed on the leaflets for the guidance of the public.

Anti-waste Campaign.

76. The total revenue derived from water supplied by meter measurement was Rs. 1,78,49,795 for the City only, as against Rs. 1,49,90,539 during the previous year. The increase over the last year's revenue was Rs. 28,59,256. The metering programme was continued during the year. The total number of restaurants metered was 3243 against 2,896 during the previous year.

Revenue from metered
connections.

77. 10,803 meters of sizes varying from ½" to 8" were maintained during the year at a total cost of Rs. 81,000 which included the cost of maintaining Venturi Meters also. The number of meters exchanged was 2,597. 392 Meters were fixed on new connections and 28 meters were removed from the existing connections.

Meters.

78. The programme of metering of domestic supply in areas where the quantity of supply was above average, was continued during the year and 353 new properties were metered. So far properties in A Ward were metered programme of metering is now extended to D Ward.

V.—CONSTRUCTION BRANCH

79. Service mains were laid in fully developed areas and in streets, where the existing mains were found to be undersized or old, and required to be replaced. Feeder mains were also laid in certain areas where they were needed.

80. The following works were carried out on behalf of other departments of the Corporation:—
Departmental and Private Party works.

- (a) Laying a 12" and 6" mains in Sion Koliwada for Estate Agent and Land Manager.
- (b) Providing a 3" hydrant main at Worli Asfalt Plant for the City Engineer.
- (c) Diversion of 6" main at Jerbai Wadia Road for the Special Engineer.
- (d) Diversion of the 6" main at Sewri Cross Road for the Special Engineer.
- (e) Laying a 4" hydrant main for the 420 tenements at Mahalaxmi known as Patra Chawls for the City Engineer.
- (f) Making a 3" connection for the 3" hydrant main for the Stores, Offices, Servants' Quarters and Godown at DeLisle Road for the City Engineer.

28 Private parties works were carried out during the year.

81. In view of frequent complaints of shortage of water supply and expeditious measures required to be taken for immediate relief to the consumers, the following works were carried out:—
Works for Regulation of Supply.

- (a) Making a 22" × 6" connection at Lamington Road for 6" main in Uranwalla Street
- (b) Making a 9" cross connection between 24" main in Sandhurst Road and 10" main in Duncan Road.
- (c) Enlarging the existing 32" × 3" branch to 32" × 6" and replacing the existing 3" line and 3" sluice valve by 6" line at Khandria Street junction Grant Road.
- (d) Feeding the 6" main in Khed Gully from 57" Tansa West Main.

All these works resulted in improvement in pressures to the extent of about 4 to 5 lbs. per square inch during supply hours, in the area where they were carried out.

82. The length of the 57" steel mains in the City, which were laid in the year 1926, is about 11½ miles. It has been found that at many places heavy corrosion has set in, resulting in puncturing of the plates at several places. In the past, these holes were plugged with wood but the condition of the plates have deteriorated to such an extent that immediate measures were necessary for giving extensive protection to the steel mains. The Corporation approved of an estimate amounting to Rs. 70,00,000.

83. During the year, only 100 R.ft. of pipes were guniting making a total length of 6,850 R.ft. of pipes which are reconditioned so far. Alternative methods of protecting the pipe line by Cathodic Protection and of replacing the pipe line by new ones was considered. As the pipes were already pitted and corroded at several places, it was felt that Cathodic Protection would not be a solution to the problem and patch plating was absolutely necessary. As regards replacing the pipes the cost of renewing the pipes worked out to Rs. 205 per R.ft. and the cost of guniting and patch plating worked out to Rs. 98 per R.ft. From the past experience of the work of guniting carried out on 57" steel mains in Sleater Road in the year 1938, it was expected that the mains would give a further service of another 20 to 25 years after patch-plating and guniting. It was, therefore, considered more economical to adopt this method. Besides for replacing the pipes, one of the trunk mains will have to be put out of commission which would seriously interrupt the City's Water Supply. It was, therefore, decided to continue with the work of guniting the main in order to enhance the useful life. The progress of the work was hampered due to non-availability of cement, which was in short supply.

VI.—WORKS BRANCH

84. The following works were carried out by the Works Branch during the year under review:—
Works carried out during the year

- (a) Laying a 30" water main along Queen's Road and 1st Marine Street from Princess Street to Dhobi Talao.
- (b) Laying a 30" water main in Foreshore Road, Colaba from junction 'F' Road to junction Colaba Causeway.
- (c) Enlarging 12" water main in Carnac Road to 24" size from Dr. Dadabhoy Naoroji Road to Girgaum Road.
- (d) Laying an 18" water main along Cuffe Parade.
- (e) Laying an 18" water main in Keshavji Naik Road and Dr. Meisheri Road.

85. The first four works were completed during the year, and the supply in the localities served by them improved considerably. However, part of the work of laying the 30" main in 1st Marine Street was deferred, pending decision for the construction of underground subway in its proposed alignment. The execution of work of laying the 18" main in Keshavji Naik Road was delayed for want of cast iron pipes.

86. For improvement of water supply in certain localities served by the 48" > 36" Kalbadevi outlet, the Making cross connections following existing mains were cross-connected with the outlet mains :—
for improvement of supply.

- (a) 5" main in Gazdar Street.
- (b) 9" main in Cavel Cross Lane No 8.
- (c) 12" main in Dr. Viegas Street.
- (d) 5" main in Dr. Viegas Street.
- (e) 10" main in Girgaum Road.

87. The following additional cross-connections were also carried out by the Works Branch during the year :—

- (a) 9" cross connection between 32" Dhobi Talao outlet main and 6" main in Chowpatty Sea Face near its junction with Harvey Road.
- (b) 9" cross connection between 18" main in Princess Street and 9" main in the same road near its junction with Kalbadevi Road.
- (c) 15" cross connection between 36" main and 32" Nesbit Road outlet at the junction of Haines Road and DeLisle Road.
- (d) 9" cross-connection between the 36" main and 14" and 12" mains in Victoria Gardens Road opposite the Byculla Railway Station.

88. The plate bending machine installed at Souter Street which was put into commission last year, was also operated during the year under review. Altogether about 5,170 R.ft. of steel pipes varying from 9" to 48" Diameter were fabricated departmentally for various works in the City and Suburbs. Further, as C.I. Specials specially of larger size were not readily available with C.S. the same were also fabricated departmentally. About 330 Cwt. of specials such as branches, bends, colars, saddle pieces, etc., were fabricated.

Fabrication of Steel
Pipes and Specials.
15

VII.—REMODELLING BRANCH

89. Out of the total scheme of Rs. 83.74 lakhs sanctioned by the Corporation in June 1955, for Remodelling the Distribution System in the City, total expenditure of about Rs. 14.62 lakhs was incurred during the year 1955-56. The following further works were taken in hand during the year at a cost of Rs. 11.42 lakhs leaving a balance of works costing Rs. 57.70 lakhs to be carried out during the year 1957-58.

- (a) Laying a 24" main along Hansali Tank Road and Ash Lane between Tulsi Pipe Line Road and Cadell Road.
- (b) Laying a 24" main in Gokhale Road and Lady Jamshedji Road from Globe Mill Passage to Sitaladevi Temple Road.
- (c) Laying a 24" main in New Nagpada Road to connect 32" main in Parel Road.
- (d) Laying a 24" main in Sukhlaji Street and Moreland Road to connect 32" main in Grant Road and the 36" main in Souter Street.
- (e) Laying a 24" main from B. H. R. to connect with the existing 24" main in Wadi Bunder Road.
- (f) Laying a 24" main along Lady Hardinge Road between Tulsi Pipe Road and Cadell Road.
- (g) Laying a 24" main along Sayani Road between Tulsi Pipe Road and Cadell Road.
- (h) Laying a separate 24" steel main outlet from elevated tank at Dockyard Road.
- (i) Laying an 18" C.I. Main in Love Lane to connect the new 36" Byculla outlet and the 14" main in Parel Road.
- (j) Laying a 48" outlet main and converting the existing 32" Tansa inlet mains into outlet main to serve Tardeo Warden Road and Gowalia Tank Road.
- (k) Laying a 12" main in Gibbs Road and Forejett Street and 9" main in Altamout Road.
- (l) Laying a new 48" Mandvi, Pydhonie, Kumbharwada outlet main from Bhandarwada Hill Reservoir and Babula Tank Road upto junction Rahimtoola Road.

90. 17835, Rft. Pipe of various sizes were laid by this branch during the year.

VIII.—SURVEY AND DESIGN BRANCH

91. Several proposals for laying water mains for improvement of water supply of the City were formulated during the year and 143 estimates, for provision and enlargement of water mains and other works, amounting to about Rs. 1,17,76,951 were prepared and submitted to the Works Committee and Corporation for sanction.

92. 1,601 Estimates of compounded water charges for water used for construction purposes were framed as against 1,766 in the preceding year, resulting in a total revenue estimated to yield Rs. 5,03,152 as against Rs. 8,57,761 in the preceding year. In addition 1,484 cases as against 1,541 in the preceding year of Suburban Branches were dealt with resulting in a revenue estimated to yield Rs. 2,82,933.

93. Statements and reports of (a) Lake Levels, (b) Storage of water in lakes, (c) Discharge through Trunk Mains, (d) Rainfall in different districts, (e) Bacteriological and Chemical Analysis of Water, (f) Short supply complaints, (g) Chlorine and Ammonia Dosages, (h) Exhaust Water from Hydrostat, (i) Pressure Charts, (j) Venturi Meter Charts, were prepared and maintained. The statement in respect of item Nos. (a), (b), (c) and (d) were submitted to the Standing Committee every month and during the monsoon every week.

IX.—STANDARDS BRANCH

94. The Standards Branch continued to function for the department both as regards re-organisation of the Suburbs and to scrutinise various proposals for increasing the staff resulting from new development works and increased activities of the department.

In December 1956, the Corporation vide their Resolution No. 1321 of 13th December 1956 sanctioned the Municipal Commissioner's proposal of setting up an Organisation and Method Section with Organisation and Method Officers working directly under the guidance of the Municipal Commissioner. With the setting up of this Section post of the Standards Officer of this department was transferred to the Municipal Commissioner's Establishment and the duties and functions hitherto carried out by the Standards Officer were to be carried out directly by the Head of the Department.

X.—WORKS OF INTERESTS

95. Under the Remodelling Works an independent outlet was proposed to be provided for Tardeo Area, which was so far supplied water directly from the trunk main at Nana's Chowk. For this purpose the 32" inlet main was converted into an outlet main and a new 48" outlet main was laid along the slope of Hanging Gardens, beneath the 32" inlet main. The work of laying the new outlet main in compartments Number 1 and 2 of the Reservoir was carried out in two stages by emptying each compartment separately. The whole work of laying the pipes inside both the compartments was completed in a short period of 9 days, with continuous working for 24 hours. In the first instance, two openings were made in the outlet wall of the compartment No. 1 by cutting through half the depth of the wall in which the steel pipes were laid and the holes were sealed by guniting, using plums. Thereafter compartment No. 1 was emptied out, during which period the supply to the City was given from the compartment No. 2 only. The work of cutting the two holes from the inner side of the outer wall was started to meet the pipes already laid halfway from the outer side. Simultaneously, the work of assembling and jointing the pipes inside compartment No. 1 to carry it to the compartment No. 2 was also started. During this period, an opening was made upto half the depth of the wall between compartments Nos. 1 and 2. The pipe laid in compartment No. 1 was completely connected upto the inner wall of compartment No. 2 and the hole was sealed by guniting as before. This work was completed in a period of about 7 days. Compartment No. 1 was thereafter filled with water and compartment No. 2 was emptied out. The work of drilling the hole in the partition wall to complete the opening started from the inside of the compartment No. 1, was taken up and when completed the pipe laid in compartment No. 1 was continued and laid in compartment No. 2 to draw water from compartment No. 2. The opening made in the wall was sealed by guniting as before. During the progress of this work advantage was taken of the empty reservoir and both the compartments were cleaned.

96. Powai Park laid out at a cost of Rs. 1,48,000 was thrown open to the public on 9th February 1957, by Shri S. K. Patil, Member of Parliament. The Park includes a pavillion constructed on the top of the hill and deer park which attracts the attention of the public. The park covers an area of about 55 acres and provides amenities to the public as a picnic spot.

97. The visitors at Vehar Gardens were keenly feeling the absence of a canteen, at Vehar Gardens. Arrangements were therefore, made to run a canteen, through a contractor, for the public from 9th December 1956 and the visitors greatly appreciate this amenity.

98. In connection with the work of construction of Eastern Express High Way, the 32" Vehar main which was above ground at the junction of Sion-Trombay Road was lowered to a depth of about 5 ft. for a length of about 150 ft. The work was carried out most expeditiously in about 18 hours time, with the help of mobile Crane.

99. The work of replacing the syphon main by laying about 4,900 R.ft. of 57" > 48" pipes was carried out during the year and the new Syphon link was put into commission, which increased the duct discharge by about 3 million gallon per day. The further work of replacing the Syphon No. 8 could not be taken in hand for want of steel plates.

100. The Central Chlorination Plant at Powai had become old and was not giving satisfactory service. There were frequent breakdown in the working machinery. A new chlorination plant was, therefore, built at Powai equipped with modern machinery such as engines, generators, motors, pumps and automatic dosing control panels for injecting Chlorine Solutions.

The work of providing injection points on all the five mains (2-57", 1-96", 1-48" Vehar and 60" Chord) was also carried out during the year under reference. The new plant was put into commission in the month of January 1957.

101. The following cross connections were made, in connection with the laying of the 96" pipe line :—

- Water connections and Cross connection.**
- (a) 24" Cross connection down stream side at Chinchavli with East and West.
 - (b) 24" Cross connection up stream side at Pogaon with East and West.
 - (c) 24" Cross connection up stream and down stream at Tarali with East and West.
 - (d) 24" Cross connection up stream at Kasheli with East and West.

102. In order to take the maximum advantage of laying of 96" mains in various sections, a new supply pattern was designed and the East main was aided by the New 96" main, between Tansa and Jamboli, Pogaon and Kasheli and Sahar and Hari Niwas (Matunga) and the West main was aided by East main from Kasheli to Sahar. With the abovementioned combination, a supply of about 155 million gallons per day was brought to Bombay from various lakes.

103. While making cross connections between the West main and 96" main in Pogaon Chinchavli section Break down of 36" the gate of 36" Sluice Valve on West main at Pogaon Anchor Block gave way and could not be lifted up from the shut position in spite of the various methods tried out for about 3 days. In order to restore the water way a hole of about 24" diameter was cut in C.I. gate by means of Special Cast Iron Cutter.

104. A 5 Tons Travelling Crane was provided at Bhandarwada Hill Reservoir Control Room.

105. A 3 Ton Travelling Crane was provided on new steel structure for the testing shop at Maintenance Ward, Delisle Road.

106. For improving Electric supply to Malabar Hill Reservoir Control Station, construction of a new sub-station by B.E.S. & T. Undertaking is in progress opposite Malabar Hill Reservoir Control Room.

107. The two 57" diameter steel mains are laid on a six span masonry bridge across Bandra creek. On inspection it was found that there was considerable scouring of the foundation which required repair works to be carried out. The work which is being carried out through a contractor at a cost of Rs. 67,242 includes construction of concrete aprons, stone pitching over the aprons to prevent scouring etc., and plastering of the piers wherever necessary. At the close of the year the work was nearing completion.

XI.—GENERAL

108. Two specific demands of the labour unions, *viz.*, the grades of certain categories of labour staff and the grant of free quarters or payment of house rent allowance in lieu thereof were granted by the Standing Committee during the year under review. Relations between the Administration and labour were cordial, throughout the year. Three meetings of the Joint Labour Council were held. The council comprised of five officers, five representatives of labour staff, the Labour Officers as *ex-officio* member and the Hydraulic Engineer as the Chairman of the Council. The Secretary of the Union attended the Meeting in an advisory capacity.

109. (a) *Revenue.*—The total expenditure incurred on Water Works amounted to Rs. 2,18,06,858 which include Rs. 1,73,96,334 for Interest, Sinking Fund Charges etc. for loans raised for Water Works, Rs. 6,37,518 for proportionate charges for General Superintendence and Revenue Collection and Rs. 2,58,315 for Provident Fund and Pension Charges. The total revenue derived from Water Works was Rs. 2,41,12,061 excess of income over expenditure being Rs. 23,05,203.

(b) *Loan Fund.*—The total expenditure incurred during the year, out of Loan Funds was Rs. 36,75,874.

J. D. DAROGA,
M.Sc. (Eng.) (Lond.), B.E., M.I.E.
A.M. Inst. C.E., A.M.I. Mech. E.
M.I.P.H.E., D.I.C. (Lond.)
Hydraulic Engineer.

APPENDIX II

(Vide Para 4)

Supply Statistics (1956-57)

(1) Quantity of water supplied to the Greater Bombay during the year in million gallons	...	53,636.30
(2) Quantity of water supplied to the City proper during the year in million gallons	...	45,480.30
(3) Quantity of water supplied to the Greater Bombay during the previous year in million gallons	...	51,157.50
(4) Increase over the previous year's supply in million gallons	2,478.80
(5) Quantity of water supplied to the Thana Municipality, Newpada and Kopri colony in million gallons not included in Item 1 above	241.76
(6) Total quantity of water supplied to all concerns outside the limits of Greater Bombay in million gallons, including Item No. (5) above	447.07
(7) Average daily supply during the year in million gallons to City proper	124.60
(8) Average daily supply during the year in million gallons to Greater Bombay	...	146.94
(9) Average daily supply during the previous year in million gallons to Greater Bombay	...	139.77
(10) Increase over previous year's average daily supply in million gallons to Greater Bombay	...	7.17
(11) Population of the City as per Census Report of 1951	23,31,955
(12) Population of Suburbs as per Census Report of 1951	5,10,161
(13) Population of Greater Bombay as per Census Report of 1951	28,42,116
(14) The maximum supply per day during the year in million gallons on 30th March 1955	...	156.90
(15) The minimum total supply per day during the year in million gallons on 5th March 1954	...	131.80
(16) Total quantity conveyed by the two 72" mains during the year in million gallons	...	36,989.00
(17) Average quantity of water conveyed daily by the 72" mains in million gallons	...	101.33
(18) Total quantity of water conveyed by the Duct during the year in million gallons	...	6,551.20
(19) Average quantity of water conveyed daily by the Duct in million gallons	17.95
(20) Total quantity of water conveyed by the 48" Vehar main during the year in million gallons from Vehar Lake	8,537.90
(21) Average quantity of water conveyed daily by the 48" Vehar Main in million gallons from Vehar Lake	23.39
(22) Total quantity of water conveyed by the 24" Tulsi Main during the year in million gallons...	...	1,557.70
(23) Average quantity of water conveyed daily by the 24" Tulsi main during the year in million gallons.	4.27
(24) Quantity of water supplied in million gallons for domestic purposes during the year to the City	34,606.24
(25) Quantity of water supplied in million gallons for domestic purposes during the year to Suburbs	...	3,719.00
(26) Quantity of water supplied in million gallons for domestic purposes during the year to Greater Bombay	38,325.24
(27) Average quantity of water in gallons supplied for domestic purposes per head per day (Census of 1951) to the City	40.65
(28) Average quantity of water in gallons supplied for domestic purposes per head per day (Census of 1951) to Suburbs	19.97
(29) Average quantity of water in gallons supplied for domestic purposes per head per day (Census of 1951) to Greater Bombay	36.98
(30) Average daily supply (for all purposes) in gallons per head per day to the City	...	54.59
(31) Average daily supply (for all purposes) in gallons per head per day for Suburbs	...	43.80
(32) Average daily supply (for all purposes) in gallons per head per day for Greater Bombay	...	51.70
(33) Percentage of water supplied for domestic purposes to total supply in Greater Bombay	...	72.09
(34) Percentage of water supplied for other purposes to total supply in Greater Bombay	...	27.91

WATER SUPPLY WORKS OF THE BOMBAY MUNICIPAL CORPORATION

DRAWING No. MR/1189
19-7-24.

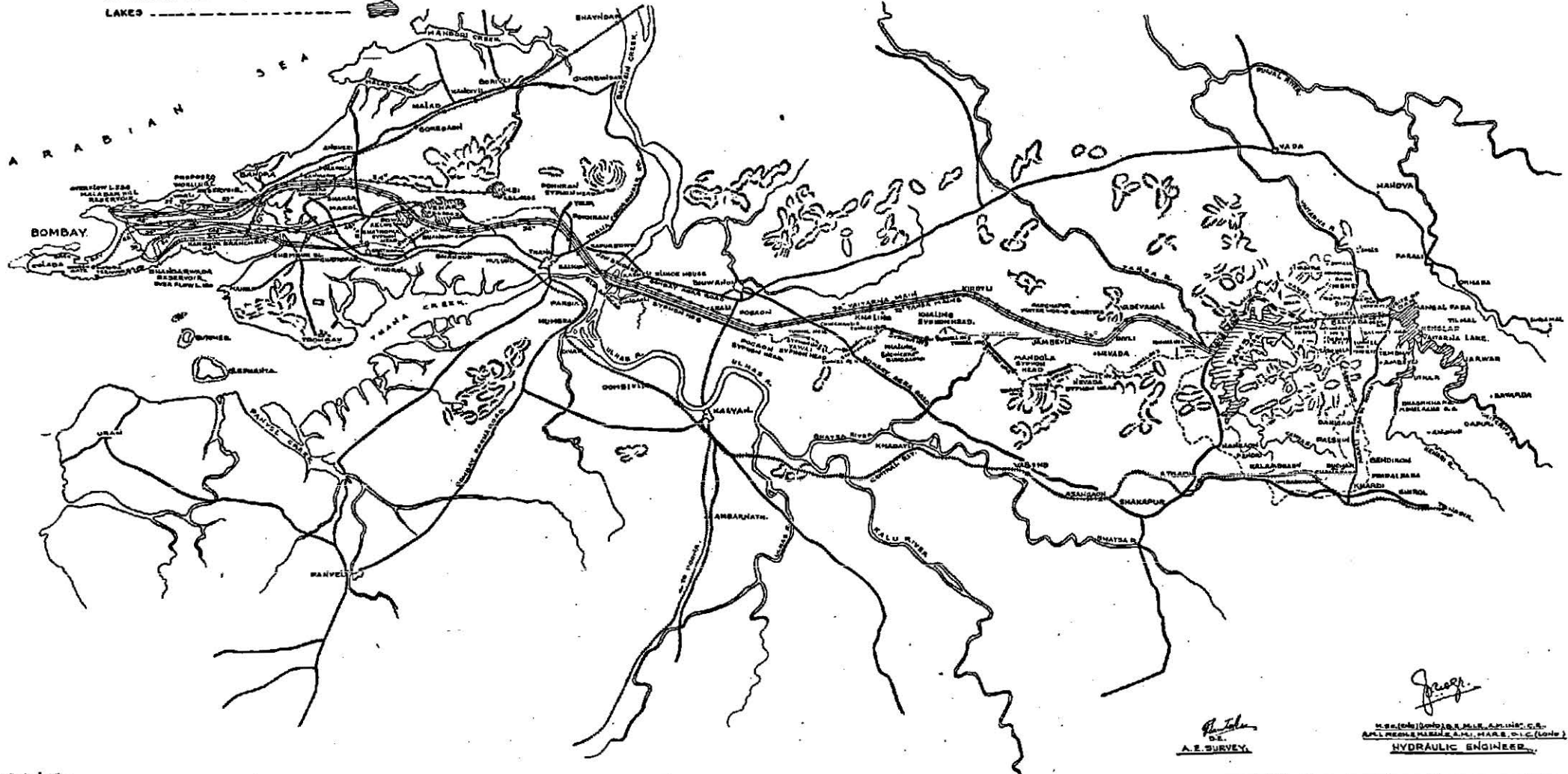
Notes:-

2-72" TANSA MAINS.....	SHOWN THUS:-	
MASDRY DUCT & SYPHON LINE.....		
48" VEMAR MAIN.....		
24" TULSI MAIN.....		
10' DIAMETER TUNNEL.....		
PROPOSED ROAD.....		
EXISTING ROADS.....		
96" VAITARNA MAIN LAID.....		
96" VAITARNA MAIN TO BE LAID.....		
LAKES.....		

SCALE
MILES



APPENDIX I
(SEE PAGE 2)












MADE BY J.D. SINGH

A. E. Survey
A. E. SURVEY

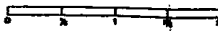
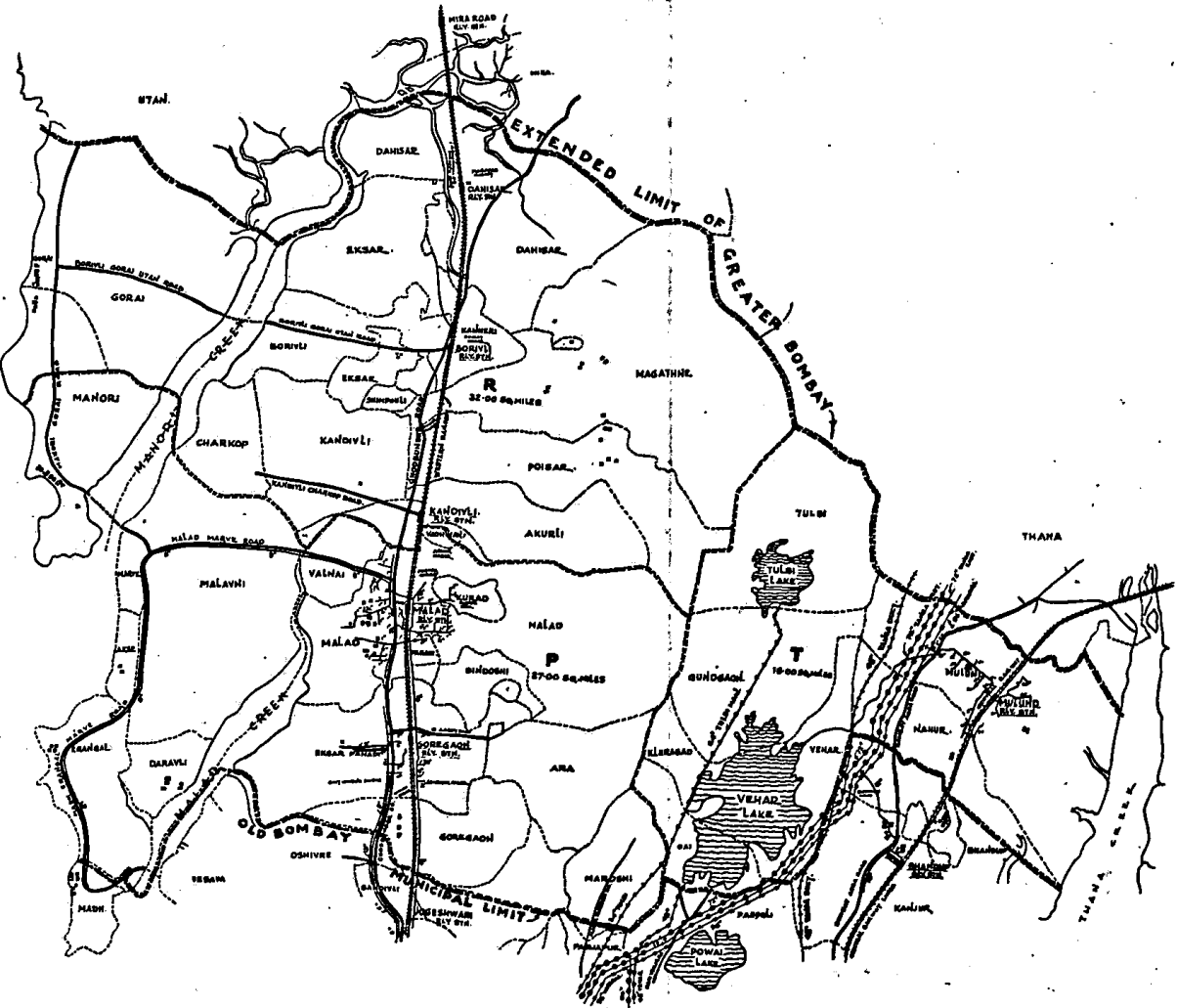
J. J. J.
HYDRAULIC ENGINEER

NOTE:-

- 2 Nos 72" and 60" TANSA MAINS SHOWN THUS- 
- 24" TULSI MAIN " " 
- 48" VEHAIR MAIN " " 
- DUCT LINE " " 
- 96" VANTARNA MAIN " " 
- CENTRAL & WESTERN RAILWAY LINES " " 
- TULSI, VEHAIR & POWAI LAKES " " 
- BOMBAY MUNICIPAL LIMITS (OLD & NEW) " " 
- WARD BOUNDARIES " " 

**THE ALIGNMENT OF WATER MAINS
IN EXTENDED SUBURBS**

SCALE: 1" = 1 MILE

TRACED BY - K. M. J. P. M.
CHECKED BY - 17/24

[Signature]
ASST. ENGINEER
BOMBAY

[Signature]
HYDRAULIC ENGINEER,
BOMBAY MUNICIPAL CORPORATION.

APPENDIX III

(Vide Para 4)

Statement showing Quantity of water used for different purposes during the year 1956-57.

Particular	Quantity in million gallons	Percentage	REMARKS
(1) Milch Cattle Stables	94.63	.208	Metered
(2) Other Stables	12.33	.027	"
(3) Textile Mills	3,926.11	8.700	"
(4) Dyeing, Printing and Bleaching Mills	439.66	.950	"
(5) Gymkhanas, Playgrounds etc.	100.39	.223	"
(6) Race Course	62.53	.138	"
(7) Industries	1,110.09	2.340	"
(8) Laundries and Dhobighats	227.14	.500	"
(9) Lodging and Boarding Houses	193.75	.426	"
(10) Hotels	58.98	.130	"
(11) Restaurants	1,399.99	3.133	"
(12) Flour Mills	8.42	.019	"
(13) Private Hospitals	30.37	.067	"
(14) Railways	879.40	1.940	"
(15) Bombay Port Trust	838.47	1.840	"
(16) Private Markets	23.74	.053	"
(17) Bakeries	17.25	.035	"
(18) B. E. S. & T. Undertaking Properties	50.98	.112	"
(19) Municipal Dhobighats	87.69	.193	"
(20) Cultivating Lands	1.42	.003	"
(21) Construction Works	251.57	.550	Unmetered
Total Supply for Trades	9,813.91	21.584	
(22) Fire Purposes	3.99	.008	Unmetered
(23) Leakage detected and remedied	858.34	1.886	"
(24) Road Construction	2.00	.004	"
(25) Road Watering and Cleaning Gullies	0.80	.001	"
(26) Gully Flushing	193.52	.424	"
(27) Miscellaneous such as, Drainage and Sewerage Works, Public Conveniences, Hospitals, Charitable Institutions	1.50	.003	"
Total Supply for Public Purpose	1,060.15	2.326	
(28) Domestic Supply to City—			
(a) Metered	5,154.66		Per Capita Consumption for domestic purposes is 40.65 gallons per head per day.
(b) Unmetered	29,451.58		
Total Quantity of Water Supplied to the City	45,480.30	100	
Suburbs—			
(a) Domestic	3,719	45.59	Per Capita Consumption for domestic purposes is 19.97 gallons per head per day.
(b) Non-Domestic	4,437	54.41	
Total Quantity of Water Supplied to Suburbs	8,156.00	100	

Note.—The total quantity of water supplied to the City and Suburbs i.e., Greater Bombay was 53,636.30 million gallons.

APPENDIX No. V

(Vide Para 9)

Statistics of the Lakes for 1956-57.

Serial No.	Particulars.	Tansa.	Vehar.	Tulsi.	Powai.	Vaitarna.
1	Distance from Bombay (Town Hall) in miles by road	66	18	22	17	74
2	Water spread at full supply level in square miles	7.38	2.81	0.52	0.57	3.3
3	Total catchment area in square miles	52.50	7.32	2.61	2.58	174.00
4	Total rainfall in inches	156.36	152.59	157.70	175.76	176.87
5	Average rainfall of the preceding 5 years	103.32	110.70	126.50	120.39	122.70
6	Number of wet days	127	124	126	124	138
7	Decrease or increase in rainfall as compared with average of preceding 5 years	+53.44	+41.89	+31.20	+55.37	+54.17
8	(a) Number of days in which rainfall was between 1" and 2"	19	7	18	12	29
	(b) Number of days in which rainfall was between 2" and 3"	7	7	2	4	6
	(c) Number of days in which rainfall exceeded 3"	11	17	18	20	16
9	Maximum rainfall in a day in inches	10.74	8.80	8.80	9.88	11.74
10	Date of maximum rainfall	2-8-56	2-8-56	31-7-56	1-7-56	3-8-56
11	The lake commenced to overflow when the rainfall amounted to inches	40.68	131.22	75.75	60.96	34.47
12	Date on which the lake started overflowing	5-7-56	1-8-56	27-7-56	5-7-56	4-7-56
13	Number of days the lake overflowed	69	31	68	83	129
14	Number of times the lake overflowed	37	2	2	2	1
15	Quantity of water that overflowed over the waste-weir in million gallons	42,073	1,428	2,461	...	3,80,268
16	Quantity of water overflowed equivalent to number of days of supply to Greater Bombay	517	10	24	...	2,586
17	Full supply level of the lake in Town Hall Datum	422.00	264.50	456.60	195.00	511.00+
18	Useful contents of the lake at full supply level in million gallons above the lowest outlet	40,660	9,120	2,295	1,200	*26,760
19	Highest level reached during the year in T.H.D.	422.42	255.59	458.24	195.65	523.00
20	Date on which the highest level was reached	2-8-56	26-9-56	31-7-56	1-7-56	1-8-56
21	Lowest drawable levels.	385.00	234.50	430.00
22	Drawable capacities in million gallons when the lakes are full.	35,275	8,425	1,771
23	Lowest level reached during the year in T.H.D.	401.50	237.82	432.48	186.31	445.10
24	Date on which the lowest level was reached	18-5-56	17-6-56	15-6-56	17-6-56	17-7-56
25	Useful Contents of the lake at the lowest level reached in million gallons	18,063	1,371	632	365	Nil
26	Useful Contents of the lake at lowest drawable levels in million gallons	5,403	713	524
27	Useful drawable storage carried over for the next year	12,660	658	108	...	Nil
28	Quantity of water required to fill up the lakes, to full supply level from the lowest level reached, in million gallons	22,597	7,759	1,663	...	18,975*
29	Percentage run off into the lake from the catchment area as per rainfall registered at the lake	66.95	65.49	78.68
30	Quantity of water brought into the City and Suburbs during the year in million gallons	43,540.70	8,537.90	1,537.70
31	Average quantity of water brought into the City and Suburbs per day in million gallons	119.28	23.39	4.27
32	Total loss of water due to evaporation, leakage and absorption in million gallons during the dry-period of 8 months	7,558	1,189	676
33	Average loss of water per day due to evaporation and other losses during the dry months in million gallons (8 months)	31.23	4.91	2.79
34	Total loss of water due to evaporation only in million gallons (vide Appendix 7)	2,557.40	770.48	195.48
35	Average loss of water per day due to evaporation only in million gallons for the Period stated in item 34 above	12.06	3.63	.93

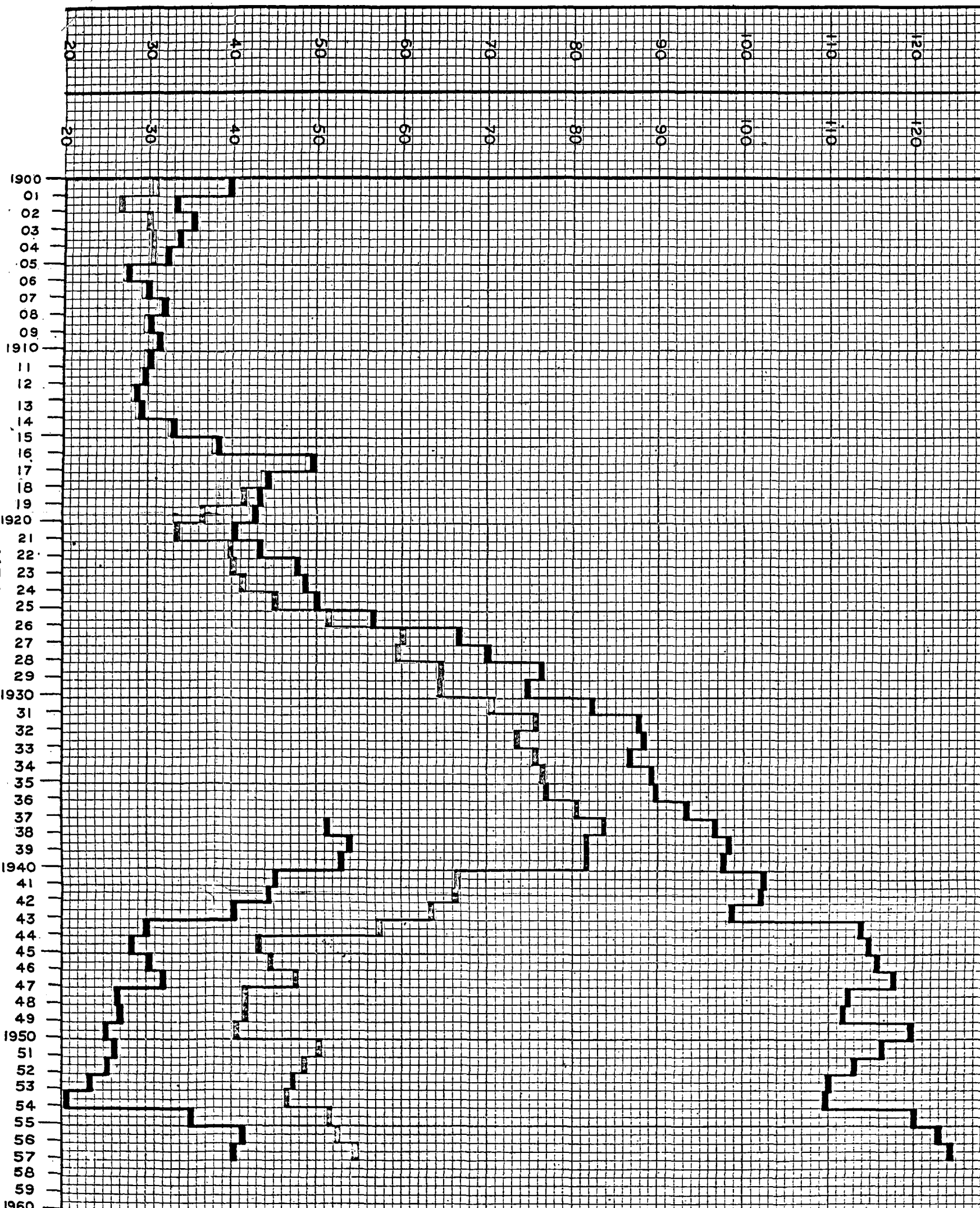
+ Which will increase to 535 T.H.D. when the gates are provided

* At the present supply level of 511 T.H.D.

SUPPLY STATISTICS FOR THE CITY

SUPPLY IN QUOTA PER MILLION GALLONS PER DAY
 HEAD PER DAY IN GALLONS

AVERAGE SUPPLY IN MILLION GALLONS PER DAY
 AVERAGE QUOTA PER HEAD PER DAY IN GALLONS FOR ALL PURPOSES
 " " DOMESTIC PURPOSES
 " " SHOWN THUS



RAINFALL IN INCHES

20 40 60 80 100 120 140 160

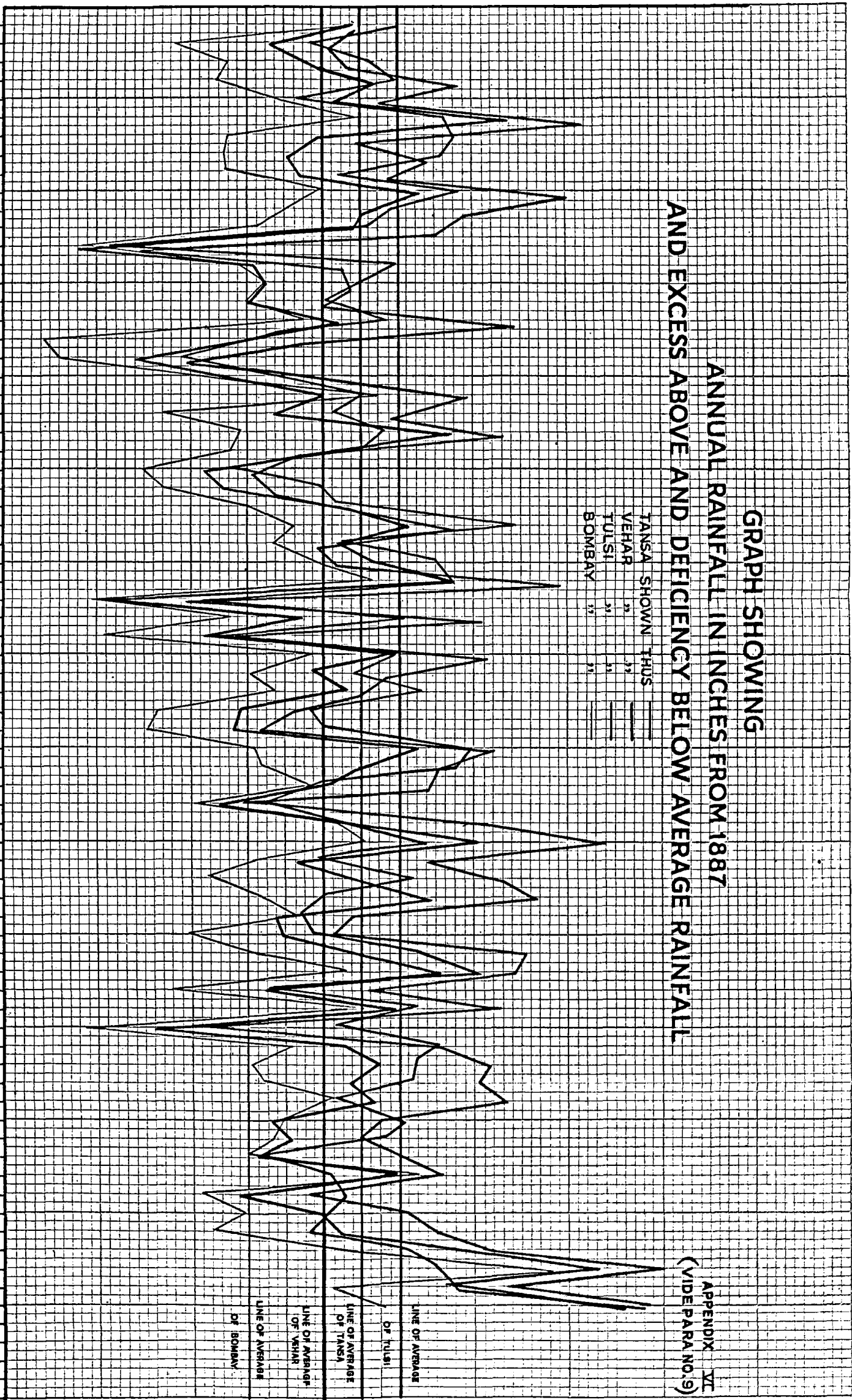
1887 88 89 90 91 92 93 94 95 96 97 98 99 1900 01 02 03 04 05 06 07 08 09 1910 11 12 13 14 15 16 17 18 19 1920 21 22 23 24 25 26 27 28 29 1930 31 32 33 34 35 36 37 38 39 1940 41 42 43 44 45 46 47 48 49 1950 51 52 53 54 55 56 57 58 59 60 61

YEARS

GRAPH SHOWING
ANNUAL RAINFALL IN INCHES FROM 1887
AND EXCESS ABOVE AND DEFICIENCY BELOW AVERAGE RAINFALL

TANSA SHOWN THUS
VEHAR "
TULSI "
BOMBAY "

APPENDIX VI
(VIDE PARA NO.9)



LINE OF AVERAGE
of Tansa
LINE OF AVERAGE
of Vihar
LINE OF AVERAGE
of Tulsi
LINE OF AVERAGE
of Bombay

APPENDIX No. VII (Vide Para. 9).

Quantity of water lost by evaporation alone at the lake.

Month.	EVAPORATION IN FEET.			EVAPORATION IN MILLION.		
	Tansa.	Vehar.	Tulsi.	Tansa.	Vehar.	Tulsi.
1956—						
April	0.433	0.316	0.475	429.05	85.25	27.73
May	0.376	0.478	0.475	361.89	106.69	24.30
June	...					
July	...					
August	...	Not recorded.			Not recorded.	
September	...					
October	...					
November	0.286	0.397	0.390	351.37	141.18	33.15
December	0.341	0.390	0.396	406.50	132.99	31.71
1957—						
January	0.341	0.372	0.382	379.61	97.31	26.74
February	0.288	0.359	0.364	318.13	83.65	25.20
March	0.264	0.433	0.419	310.85	123.41	26.65
Total	2.329	2.745	2.876	2,557.40	770.48	195.48

Grand Total: 3,523.36 Million gallons in dry season—16.62 million gallons per day.

APPENDIX No. VIII (Vide Para. 14).

Extra Ordinary Works taken up from different grants for repairs and maintenance in Outside City Division.

	Rs.
(1) Repainting the two 72" and 57" Tansa Mains from Tansa to Bandra and also the 60" main from Powai to Chhatkopar, the 48" Vehar Main and the 50" Lockbar Steel Mains in syphon No. 7 and 8, etc., and repainting 57" main near Bandra Bridge.	60,000
(2) Repairs to Tulsi Filters	1,500
(3) Patch-plating the leaks on Steel mains Outside the City	3,000
(4) Repairs to the segmental concrete bedding under steel mains at abutment of open culverts in Outside City Division.	3,000
(5) Renovating the Tulsi Catchment Channels	4,000
(6) Replacing leather water proof coatings and painting the Automatic Shutters and the overbridge at Tansa.	9,786
(7) Regarding the 48" and 50" mains in various syphons in Jamboli Division	6,303
(8) Repairs to Arch culverts at mile 15/5 at Khaling Syphon	5,623
(9) Providing pitching on Embankment and flattening the side slopes in Khaling Syphon	6,000
(10) Repairs to the Body and Chassis of Mobile dispensary trailer wagon at Outside City Branch.	2,310
(11) Renovating the Bodies of Motor Trolleys No. 1, 2 and 3	4,590
(12) Repair to the leaky rivetted joints on the 72" East Tansa main at Bhandu	7,500

APPENDIX No. IX (Vide Para. 15).

Plants, Machinery and Tools in the Outside City Division.

(1) Petrol driven motor trolleys or Drewry, Buda, Ford type, etc.	...	13 Nos.
(2) Diesel Locomotive	...	1 No.
(3) Petrol Truck	...	1 No.
(4) Jeep	...	1 No.
(5) Portable Arc Welding Sets	...	3 Nos.
(6) Portable Compressor Unit	...	3 Nos.
(7) Portable Welding Transformer	...	1 No.
(8) Portable 6" Pumping Unit	...	1 No.
(9) Portable 2" Pumping Unit	...	2 Nos.
(10) Portable Concrete Mixer	...	3 Nos.
(11) 110 Volts D. C. Diesel Generating Set at Tansa	...	1 No.
(12) 110 Volts D. C. Kerosene Generating Set at Vehar.	...	1 No.
(13) Inboard Diesel Engine for boats	...	1 No.
(14) Outboard Petrol Engine for boats	...	4 Nos.
(15) Venturi Meters A M Type	...	10 Nos.
(16) Pumping Houses (Vehar and Tansa)	...	2 Nos.
(17) Chlorination Plants	...	5 Nos.
(18) Power House at Tansa	...	1 No.

APPENDIX No. X (Vide Para. 16).

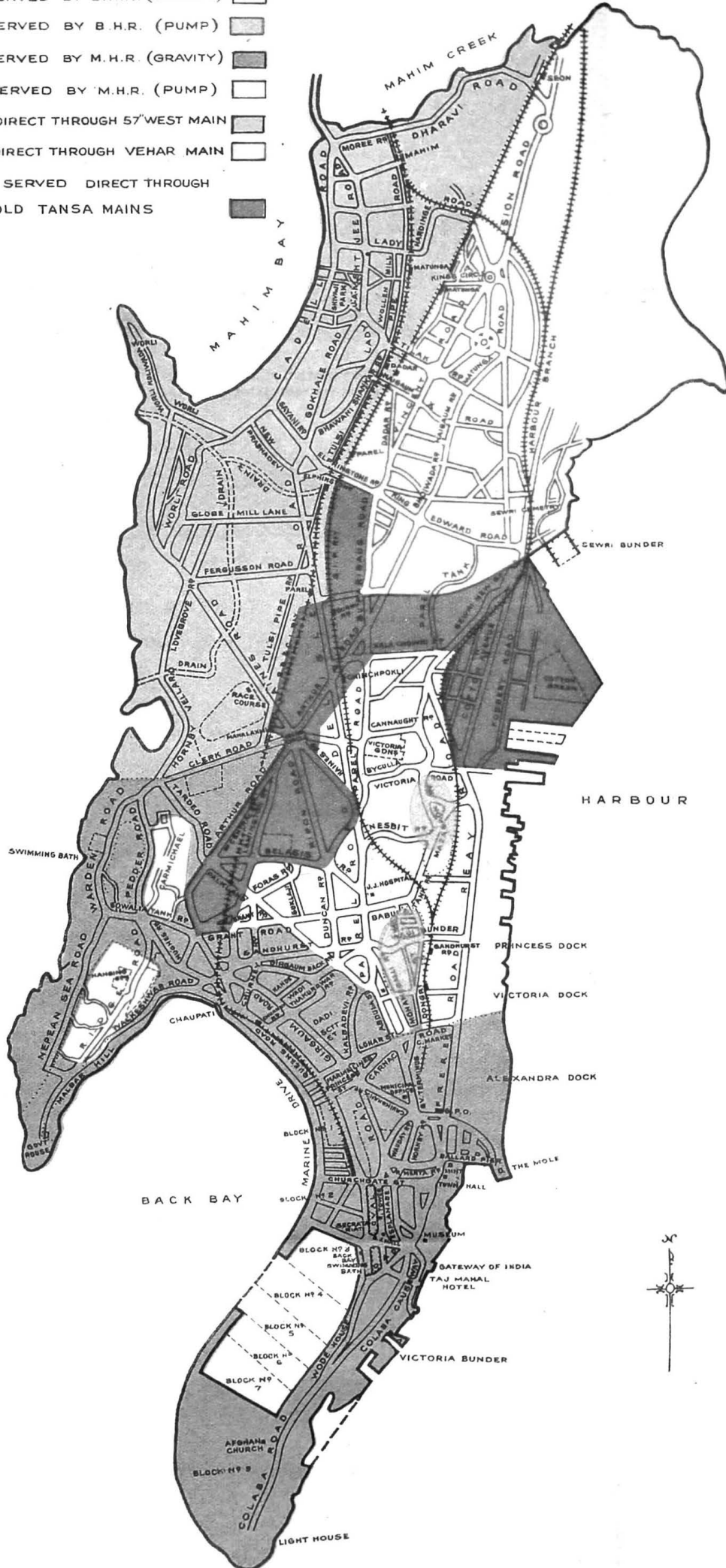
Particulars of Structures maintained in the Outside City Division.

Category.	Nos.
Inspectors' Bungalows, Pavilions, etc.	17
Staff Quarters	20
Labour Chawls	63
Office Buildings	5
Cabins	6
Sluice Houses	19
Stores and Workshops	41
Venturi House	4
Chlorination Plant	3
Filtration Houses	1
Pump and Engine Houses	7
Garages	11
Linemen's and Watchmen's Cabins	31
Welfare Centre at Cross Connection	1
Total	228

ZONES OF WATER SUPPLY

APPENDIX XV
(VIDE PARA No.55)

- 1) AREA SERVED BY B.H.R. (GRAVITY)
- 2) AREA SERVED BY B.H.R. (PUMP)
- 3) AREA SERVED BY M.H.R. (GRAVITY)
- 4) AREA SERVED BY M.H.R. (PUMP)
- 5) G WARD DIRECT THROUGH 57" WEST MAIN
- 6) F WARD DIRECT THROUGH VEHAR MAIN
- 7) AREA SERVED DIRECT THROUGH 48" OLD TANSI MAINS



BOMBAY FIRE BRIGADE

1. Shri S. G. Vengsarkar was in charge of the department during the year under report.

Fire Calls.

2. The Brigade responded to a total number of 1,504 calls during the year of which 964 calls were for 830 actual fires.

There is a sharp fall in the total number of calls this year in comparison to 1658 calls received last year when 245 calls were recorded due to disturbances in the city.

The Brigade also rendered special services on 243 occasions *viz.*, 152 for house-collapses, 19 for rescue purposes, 72 for other services such as leakage of dangerous gas etc. The number of false calls recorded was 268 of which 89 calls were due to mischievous interference with fire alarms, 24 were given with good intention and 155 were due to defects in fire alarm system. Brief details of fire calls are given in Appendix I.

There was a phenomenal jump in the incidents of house-collapse *viz.*, 152 as compared to 108 of the previous year. There were 22 fatal casualties due to house-collapse. The increase in the number of house-collapses may be attributed to torrential rains consequently affecting adversely the old buildings which have practically outlived their lives.

3. The total number of fire alarms including the private ones spread over the city is 205 and these are connected to 10 fire stations as against 9 of the last year. Worli Fire Station which had no separate fire alarm board was provided with the same on 16th December 1956 and 11 fire alarms which were attached to the Dadar fire station, were connected to Worli Fire Station from the same date.

It would be of interest to note that about 44 per cent of the total calls received for fires etc., were transmitted through these street fire alarms. The Brigade got two persons arrested by Police for malicious interference with the fire alarms.

Serious Fires.

4. There were 10 major fires involving damage exceeding rupees one lac to property due to storage of highly inflammable substances like oil seeds, oil, copra, cotton bales. Most of the serious fires detailed in Appendix II were due to causes mentioned below:—

- (1) Indiscriminate and heavy storage exceeding the permissible limit.
- (2) Lack of proper fire precautionary measures.
- (3) Negligence.
- (4) Late calls to the Fire Brigade.

There were two serious fires during the year, wherein human lives were involved. The first occurred on 23rd November 1956 at Kambekar Street near Zakeria Masjid, where a big five floored residential building was involved. By the time Fire Brigade arrived on the scene, smoke and flames were shooting out from windows of upper floors completely engulfing the building in flames. These conditions made the fire-fighting work extremely difficult and constituted a very serious threat to adjoining properties particularly made of timber. The fire was brought under control after about an hour and a half and in all 16 motor pumps with 20 jets were used in extinguishing the fire.

Two women lost their lives as they were trapped on the third floor due to rapid spread of smoke and heat. The officers of the Brigade in the initial stages were informed that none were trapped in the building and the dead bodies could be found only after the fire was brought under control, and when the charred timber was shifted.

The second serious fire occurred on 6th February 1957 at Kalina, off Bombay-Agra Road, Kurla, when 3 persons lost their lives. The incident occurred in a blasting powder manufacturing factory, which was duly permitted by the Inspector of Explosives, West Circle. The factory covered an area of about 4,000 sq. yds. There were three structures of C. I. sheets, one of them which was used for storing raw materials such as sulphur, salt-petre and coal powder, was blown up into pieces and its flooring caved in. The other sheds were damaged one of them severely. Two station wagons were badly damaged and one of them having toppled down into the nearby ditch. Three dead bodies were found near this place.

The explosion shook the entire north of the city and caused panic amongst the citizens. In all 9 fire engines attended and fire at number of places was brought under control after about an hour's time. It was fortunate that the factory was in an isolated place as otherwise the death toll would have been terrible.

During the year the Fire Brigade Department had to respond to two peculiar types of rescue works. The first one occurred on 28th December 1956 when it was informed that two persons were trapped and overcome by poisonous gases in the deep chamber of lockgates of the Prince's Docks. Four Fire Engines responded to the call. Two persons were Asphyxiated in the chamber where they had descended about 30 feet below to a very narrow manhole under restricted conditions. The Fire men had to go down with gas-masks. The two persons Asphyxiated were lying under the stagnant water and their bodies could not be seen. With the use of hook-anchor the Brigade men could locate the bodies quickly. The trapped persons were hauled up one by one. Immediate aid was given by Port Trust Doctors but life was found extinct. Blower machine was used to pump air into the confined chamber of the lockgate.

The second rescue carried out on 26th January 1957 was not of any human being but that of a huge elephant about 15 feet tall which had fallen in a ditch at Mahatma Gandhi Road Ghatkopar. The animal was brought for some religious procession and suddenly fell in a ditch in dark hours. All efforts to lift the ten tonner mammal were of no avail until the Brigade was summoned. The special winch lorry of this Brigade was sent for the purpose. The hind and front legs and stomach of the large animal were tied and slowly lifted on one side. No sooner the elephant was brought up by the machine than it rolled down to the other side rose up and quietly walked away in a submissive manner. This is a rare type of rescue work which the Brigade had to perform.

Fire Loss.

5. The estimated loss to properties damaged or destroyed by fire during the year under report was about Rs. 38,60,504 as against Rs. 66,93,500 in the previous year. The decrease in the fire loss can be attributed to the absence of disturbances in the city, and the growing consciousness amongst the public in matters relating to fire risk and the strict vigil of the fire prevention section of the department during its day-to-day inspection.

Insurance.

6. The value of insurance of properties affected by fire was about Rs. 33,61,695 and the total value of properties involved was about Rs. 20,24,38,460. Monthly summaries of fires and different types of occupancies involved in fires during the year are given in appendices III and IV respectively.

Water Supply.

7. Water supply from the mains for extinguishing fires was satisfactory and the staff of the Water Department attended promptly on the occasions. There had been at times some unavoidable delays due to the restricted hours of normal supply to the city and short supply of water in general. The approximate quantity of water used in extinguishing fires during the year was 53,85,930 gallons of which 39,91,918 gallons were drawn from the Municipal mains and the rest from sea, tank, well etc.

Burning Fatalities

8. During the year 18 persons were found to have been burnt to death before the arrival of the Brigade while 37 persons who received injuries, died subsequently in the hospitals. It may however be mentioned that out of the 55 persons who had lost their lives only 5 were burned to death due to serious fires and explosion and the remaining 50 were due to accidental fires such as bursting of oil pressure stoves, primus stoves, segrées, oil lamps etc. Of these 42 were females while 13 were males. The cases wherein females were found with fatal burns were investigated by the officers of this department and 20 such cases were found to be doubtful. Out of 42 women who lost their lives, all except 3 were between the ages of 14 years and 42 years as per particulars given in Appendix V. Minor injuries at fires and house-collapses were received by 211 persons who were discharged after medical treatment.

There were a number of calls for house-collapses during the year in which 95 persons received injuries and 22 lost their lives. The Brigade rendered first aid to 67 persons and removed them to hospitals in Brigade ambulances. The remaining 28 persons were taken to hospitals before the arrival of the Brigade.

Appliances.

9. During the year under report, one trailer pump was received and was put into commission by the Brigade and orders have also been placed for 3 Motor Pumps with escapes, 1 motor turnable ladder and 1 motor emergency tender.

General.

10. There was no increase in the total number of fire stations in the city which remained at 12 stations only. The Bombay Municipal Corporation took over the newly merged areas stretching up to Dahisar on the west and Mulund in the east. The Brigade has now to respond to the calls beyond the old areas. With the inclusion of the additional merged areas comprising of several square miles, the Corporation proposes to establish more fire stations to cover the distances quickly and meet the emergencies efficiently particularly at Vikroli, Mulund and Chembur on the east, Marol in the centre and Malad on the west. Site for Vikroli Fire station, Bombay-Agra Road is already selected and the acquisition of the plot is well under way. As regards fire stations at other places, preliminaries such as selection of suitable sites at strategic points, taking survey thereof, are being pursued.

Inspection of hydrants were regularly carried out and the defects detected were remedied wherever possible by the staff of the Water Department.

From 1st April 1956, two full-time licensing officers were appointed for inspection of hazardous storages etc., in the city. These officers are only meant for inspection work and attending to complaints from the public and the various other departments; During the year, the total number of premises inspected was about 2,470.

The Government of India continued to control storage and handling of cinematograph films with Nitrate Base and issued licences for the same. It is, however, gratifying to note that the Government of India have directed the State Governments to consult the Local Authorities and the Fire Brigade Authorities before issuing licences for such storages.

This department has been carrying on joint inspection with the officers of the Explosives Department, Government of India, where the parties are required to obtain licences from that department. 207 cases of complaints involving fire risks were received by this department for investigation and the departments concerned were informed of the objectionable storages and the precautionary measures to be taken in other cases.

Extra Curricular Activities.

11. For the first time, trainees from National Fire Service College, Rampur (U.P.) were sent to this Brigade for undergoing practical training in fire-fighting and other services for a period of 3 weeks. 12 trainees accompanied by Junior Instructor were directed for training. These trainees had opportunities to attend serious fire calls and house-collapses in the city.

28 candidates from Aerodrome Officer, Bombay Air Port were given training in one month short-term fire fighting course.

Lectures and Demonstrations. Students of local schools including A. C. C. Cadets and the members of the Home guards, Government of Bombay, were given demonstration in fire fighting and rescue operations on 15 occasions at Fire Brigade Headquarters, Byculla. Lectures on fire-fighting to 6 local schools were also arranged during the year.

Refresher Course. The Fire Brigade has recently started a Refresher Course for Motor Drivers, Tindals and Firemen. 3 station officers have to give lectures on various subjects and been entrusted to impart training in ladders, pumps, metal cutting, breathing apparatus etc. Firemen from all stations have been selected to undergo this course. This is novel method introduced for the first time in the Brigade.

Fire Drill Competitions. The annual competitions (1) Trailer Fire Pump, (2) Extension Ladder and Hydrant Drill Competitions were held on 25th February 1957, and Byculla Fire Station won both the events. Dr. M. D. D. Gilder, M.D., M.P., presided on the occasion and distributed the prizes.

Annual Sports. The Bombay Fire Brigade, held its 2nd Annual Sports Meet at the Purandare Stadium on the 19th January 1957, Sir H. P. Mody presided and awarded the prizes. Shri Vasant Shripat the individual champion for the second year in succession, was awarded the individual championship. This cup was donated by Major Banaji. The inter-stations Hu-tu-tu, Tug-O-War and Relay Race, were won by workshop staff, Alexandra Dock and Fort Station respectively. Incidentally, the workshop staff entered the Hu-tu-tu tournament for the first time and carried away the shield for the event. The shields for other events were awarded to the stations concerned.

Shri Naval H. Tata and Sir H. P. Mody of the Tata House very kindly and generously donated sum of Rs. 500 each for the welfare activities of the staff.

Grant by Corporation. The Corporation, sanctioned a sum of Rs. 3,000 for the amenities and welfare of the staff. Six all-wave Murphy Radio Sets were purchased during the year and sports gears for Volley-ball, Carroms, Draughts and Chess etc., were also purchased and distributed according to the strength of the staff at each station.

Participation in outside competitions. The Fire Brigade entered the first aid competition organised by the Burmah-Shell Refineries Ltd., Mahul and won a prize in the competition.

Fire prevention week. Under the directions of the Government of India, a Fire Prevention Week was organised in Bombay State from 25th October 1956 at Bombay, Ahmedabad and Poona.

The Bombay Fire Brigade joined the other Fire Services of the city such as the Home Guards, the Burmah-Shell Refineries and the Bombay Port Trust to make the week a grand success.

Fire and Rescue demonstrations were held at different places and cavalcades of fire vehicles were also arranged by various organizations. The Fire Prevention week was inaugurated by the then Chief Minister of Bombay, Shri Morarji Desai at Cross Maldan and concluded by Shri Naik Nimbalkar, the then P.W.D. Minister at the Gateway of India. The Fire Prevention Week created such a fire consciousness that the Divali Festival was free from usual mishaps and unhappy incidents.

The Fire Brigade introduced new uniform by supplying jerseys to its members for new types of physical training drill from this year.

12. There were three calls outside the city limits during the year under reference.

Outside City limits calls.

Establishment.

13. Shri M. G. Pradhan, Chief Officer, Bombay Fire Brigade, continues to be on deputation to Government of India, as Commandant, National Fire Service College, Rampur. Shri **Officers on deputation.** Pradhan's services were loaned to the Central Government for a period of 3 years from 19th May 1955. The Station Officer G. S. Salvi is also on deputation, to Home Guards, State of Bombay, and his period of deputation has been extended for the second year from 20th August 1956.

Ambulance Service.

Calls. During the year the ambulance service attended 9,571 calls within the limits of Greater Bombay and of these 1,627 were for accidents, 1,628 for maternity, 3,999 for hire cases, removing in all 7,037 persons. This figure shows an increase of 2,717 calls over the last year's figure viz., 6,854. First aid was rendered to injured persons on 252 occasions.

General. The Motor Ambulance travelled a total distance of 69,971 miles as against 60,519 miles in the previous year.

The total receipts during the year on account of hire cases amounted to Rs. 27,934 including arrears of previous year as against Rs. 25,661 of the last year.

Brigade Establishment. The cost on account of maintenance of the Fire Brigade establishment including that of the ambulance service but excluding the charges of Provident Fund, Pension, proportion of general supervision and revenues, Dearness Allowances, New Works and debt charges was Rs. 8,23,804.

Appendix No. I

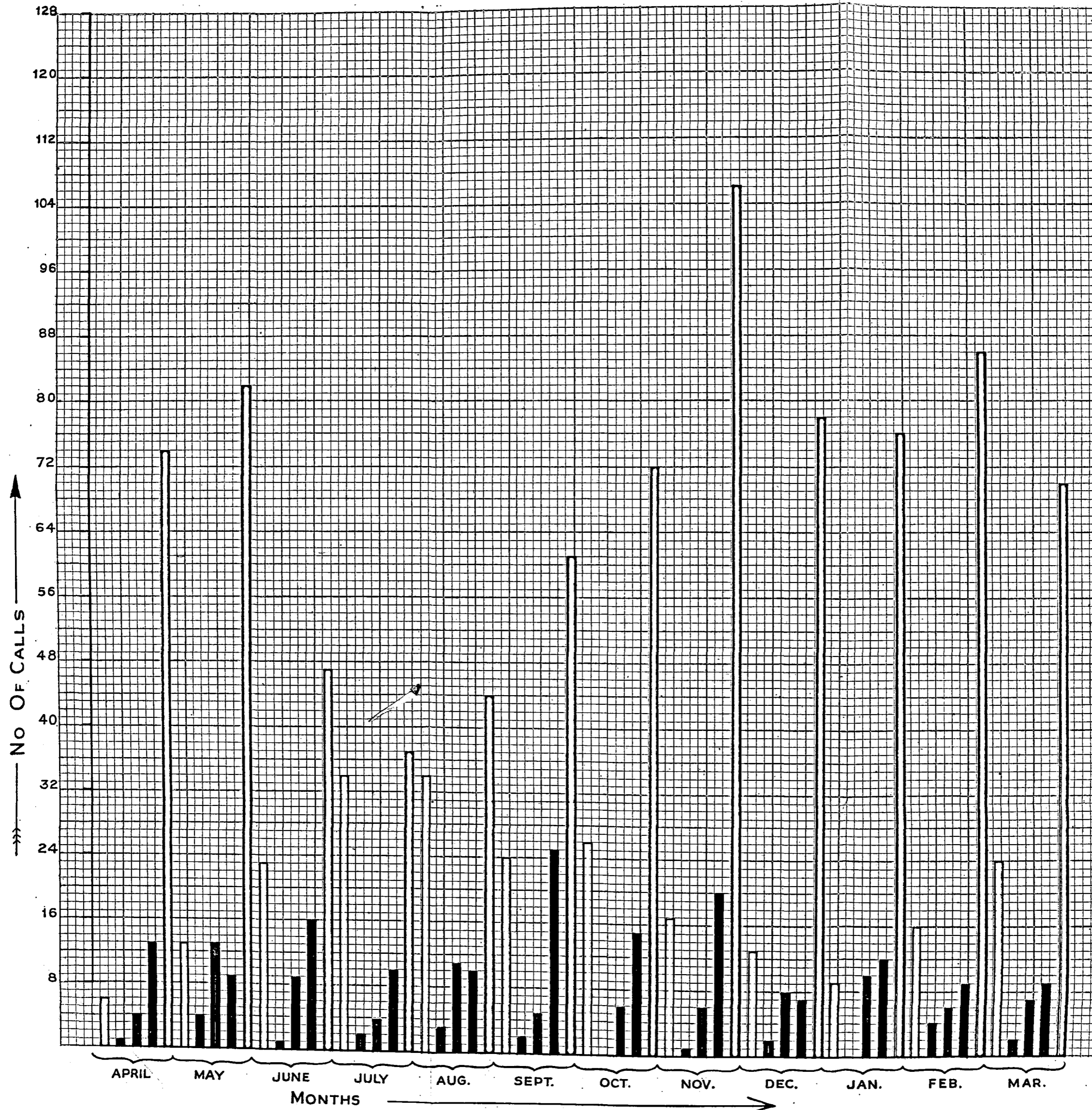
BOMBAY FIRE BRIGADE

Summary of calls to Fires (including false alarms) showing the number of times appliances of the Fire Brigade attended and were used for extinguishing fires during the year 1956-57

No.	STATIONS.	NUMBER OF FIRE ALARMS ATTACHED.		HOW CALLED						APPLIANCES ATTENDED.							EXTINGUISHED BY.									
		Municipal.	Private.	By Strangers.	By Fire Alarms.	By Exchange Telephone.	By Police or Salvage Corps.	By Private Telephones.	Total.	Motor Pumps carrying Escape or Ladder.	Trailer Fire Pumps.	Motor Turntable Ladder.	Motor Emergency Tender.	Crash Tenders	Fire Unit.	Buckets.	Sand.	Chemical Extinguishers.	Hand Pumps.	Fire Aid Appliances.	Hydrants.	No. of Motor Pumps.	No. of Jets.	Foam Generator.	Automatic Sprinkler heads actuated.	Smoke helmets or breathing apparatus used.
1	Headquarters ...	19	6	30	76	66	1	...	173	192	4	...	20	...	13	2	3	...	31	14	28	29	...	3	...	
2	Alexandra Docks	17	1	5	44	22	...	41	112	184	1	1	1	...	34	5	16	19	10	
3	Gowalia Tank	27	2	21	56	58	135	116	4	3	21	...	23	20	
4	Sewree	10	6	2	38	51	91	79	2	4	1	...	20	7	108	120	
5	Fort	17	6	19	45	49	113	99	...	48	10	4	1	1	24	1	1	1	
6	Colaba	9	2	15	7	15	37	36	3	15	...	2	2	
7	Shivaji Park	6	28	35	69	65	2	1	1	...	6	...	2	3	
8	Worli	11	1	12	38	66	116	89	42	3	3	24	...	17	18	33	57	4	21	...
9	Dadar	24	2	10	48	81	139	162	1	1	2	...	17	4	39	48	...	20	1	
10	Memonwada	30	3	25	219	103	347	147	10	11	4	...	41	3	25	33	
11	Mandvi	11	1	10	67	41	118	87	16	6	6	...	21	8	46	61	
12	Andheri	4	...	50	54	37	27	3	1	1	...	6	1	22	30	
	Total	175	30	159	666	637	1	41	1504	1293	4	48	20	27	88	48	29	26	3	253	61	345	423	4	44	11

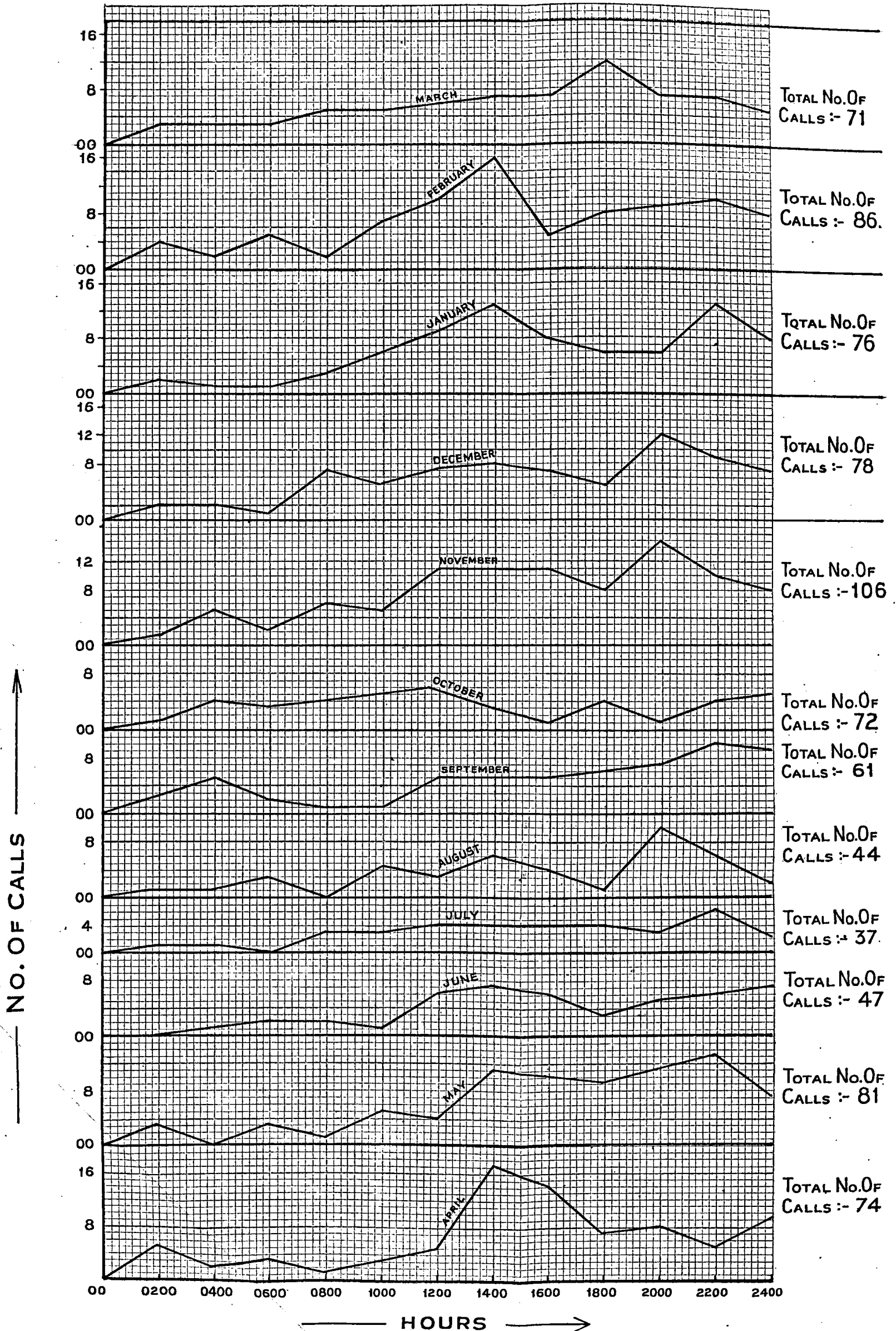
CHART SHOWING NUMBER OF CALLS DURING 1956-57

MALICIOUS
 GOOD INTENT
 OTHER SERVICE



APPENDIX No I B

TOTAL NUMBER OF FIRE CALLS RECEIVED DURING TWO HOURS INTERVAL DURING THE YEAR 1956-57.



APPENDIX No. II.
BOMBAY FIRE BRIGADE

Brief details of the most serious fires during the year 1956-57.

Date.	Time.	Place.	Business.	Extinguished by	Damage.	Estimated damage.
21-4-56	2-45 P.M.	Coorla Spinning and Weaving Co. Ltd., Old Agra Road, Kurla	Textile Mills	Firemen with 3 hydrant lines. (11 Sprinkler Heads actuated)	About 450 bales of cotton severely damaged by fire heat, smoke and water in Mixing Department on ground floor of a two-floor building about 800' x 400' (used as Textile Mills).	1,80,000
22-5-56	8-44 A.M.	85, Nazar Mension, Issaji Street, 80-82, Issaji Street.	Transport Agents, Dealers in Dyes and Chemicals, Dry, Colours, snuff and Tobacco, etc.	Firemen with 9 motor pumps. (10 jets).	About 550 reels of safety base cinematograph films, about 12 empty steel trunks (supposed to have contained nitro-cellulose films) 15 steel trunks consisting of ready-made clothes, plastic goods, etc., 5 drums of motor oil, 12 bales of cloth, 12 boxes containing stationery, cigarettes, camphor, biscuits, etc., large quantities of dyes, chemicals, tobacco, wooden shelves, 10 wooden cases containing snuff, 7 bags of bleaching powder, etc., severely damaged by fire, heat, smoke and water in godown of a ground-floored structure about 100 x 50 feet (used as shops and godowns). 16 bales of cloth, small printing press machine, boxes containing cosmetics, paints, motor spare parts, etc., severely damaged by fire, heat, smoke and water in two motor lorries on road. C.I. sheet roof, brick walls, wooden doors and windows, electrical fittings, etc., severely damaged by fire, heat, smoke and water. Two motor lorries also severely damaged by fire, heat, smoke and water.	1,16,535
8-6-56	12-5 P.M.	Standard Batteries, Ltd., Vakola Village, Santacruz (East).	Manufacturing of Lead Acid batteries and battery spares.	Employees with 24 chemical extinguishers, and buckets and firemen with 3 motor pumps (6 jets).	Large quantity of rubber and glass, battery separators, plastic battery plugs, rubber washers, wooden battery cells containers, some stock of batteries machines and machinery spares etc., severally and a quantity of hardware articles, uniform clothing, packing paper rolls, etc., slightly damaged by fire, heat, smoke and water on ground floor of a two-floored building about 250' x 90' (ground floor used as office, stores, godown, factory and upper floor as laboratory) Walls, wooden partitions, ventilators, paint-work, steel-frame work, electric installation, ceiling fans, etc., severely damaged by fire and heat. Glass panes by breakage.	2,10,000
25-6-56	2-21 P.M.	Swastik Oil Mills, Ltd. Salt Pan Road, Wadala Road	Oil Mills	Firemen with 16 Motor Pumps (16 jets).	Large stock of oil cakes, Copra, oilseeds of various kinds etc., on ground floor, crushing machinery, oil storage tanks, electric cables and motors, etc., on ground, first and second floors of Expeller Department severely damaged by fire, heat, smoke and water of a three-floored C.I. sheet structure about 250' x 100' (used as Oil Mills). About 40 tons of oil destroyed by fire in Expeller Department. Iron girders and C. I. sheets of the structure severely damaged by fire and heat. Glass panes by breakage and portion of C. I. sheet roof collapsed.	12,50,000
16-11-56	4-10 P.M.	Fombay Oil Industries Private Ltd., Fosbery Road, Sewree	Manufacturers of edible oils	Firemen with 7 motor pumps (8 jets)	Large quantities of Copra, ground-nut and til oil, large number of empty drums and tins, machinery spare parts, etc., severely damaged by fire, heat, smoke and water in a ground floored building about 100' x 50' (used as godown). Asbestos sheets roof, walls and electric fittings, etc., severely by fire, heat, smoke and water.	1,65,000
23-11-56	3-49 P.M.	170-176, Zakeria Patel Building, Kambekar Street.	Dealers in phenol, tea, confectionery shoes, import export agent etc.	Firemen with 16 Motor Pumps. (20 jets).	Several tins containing phenol, caustic soda tea leaves, cotton etc., on ground floor and wooden furniture, mattresses, household utensils etc., on upper floors severely damaged by fire, heat, smoke and water of five floored building about 40' x 50' (used as shops, godowns and dwellings).	1,44,000

APPENDIX No. II (contd.)

Date.	Time.	Place.	Business.	Extinguished by	Damage.	Estimated Damage.
					Rear portions of ground and first floors and the entire second third and fourth floors, portion of roof, floorings of second, third and fourth floors, doors, windows, electric installation etc., severely damaged by fire, heat, smoke and water. Staircase leading from third to fourth floors gutted by fire and collapsed.	Rs.
12-1-57	3-36 A.M.	9D, Elphinstone Bridge, Low Level South.	Patel Cotton Press Factory (Private) Ltd. Cotton Pressing factory.	Firemen with 44 Motor Pumps (13 jets).	Windows, glass panes, etc., of the surrounding 3 buildings, i.e., six floored about 60'x50 ft., five floored about 15'x40' and four-floored about 20'x40' also severely damaged by fire, heat, smoke and water. Large quantity of loose cotton, electric motors, machinery, etc., severely damaged by fire, heat, smoke and water in a two floored building about 75'x35' (used as Cotton Refining Factory).	1,10,000
7-3-57	12-39 A.M.	95, Fergusson Road, Prakash Cotton Mills Private Ltd.	Spinning and Weaving.	Firemen with 11 Motor Pumps (19 jets).	Doors, windows, electrical installation etc., severely damaged by fire, heat, smoke and water. Several Boras containing waste cotton, mill machinery etc., severely damaged by fire, heat, smoke and water in a ground floored C. I. shed about 120'x60' (used as godown).	1,02,500
7-3-57	9-9 A.M.	Swami Oil Mills Ltd., Salt Pan Road, Wadala.	Oil Mills	Firemen with 13 motor pumps (20 jets)	Timber framed C. I. sheet shed completely gutted by fire. Large quantity of oil and large stock of oil cakes, oil seeds, crushing machinery, accessories, etc., severely damaged by fire, heat, smoke and water in Expeller Department in a ground floored C. I. sheet structure about 750'x200' (used as Oil Mills).	1,70,000
22-3-57	12-40 A.M.	S.S. "Obra" berthed at Alexandria Dock shed No. 2.	Cargo ship.	Firemen with 5 motor pumps (8 jets), (5 breathing apparatus used).	C. I. Sheet walls and roof and mezzanine floor severely by fire, heat, smoke and water. Largest stock of pressed cotton bales in No 2 lower hold and bags and baskets containing dates etc., in No. 1 twin and lower holds severely damaged by fire, heat, smoke and water of a steamship of 3161 nett, and 5694 gross tonnage used as cargo ship only. Timber boats, dunnage, bulk and deckheads severely by fire, heat, smoke and water.	3,53,000

Appendix No. III

Monthly summary of Fires and annual losses for the period from 1947-48 to 1956-57

Year.	April	May	June	July	Aug.	Sept.	Oct.	Nov.	Dec.	Jan.	Feb.	March	Total.	Estimated Loss.
1947-48	47	67	51	47	45	42	61	65	70	69	71	68	703	55,77,988
1948-49	67	61	36	34	37	36	43	56	69	56	61	69	621	94,31,270
1949-50	54	75	47	45	37	58	58	72	58	46	58	58	666	59,31,086
1950-51	59	60	58	44	40	35	41	91	62	61	68	73	692	31,15,138
1951-52	56	64	45	39	39	51	51	57	46	78	50	58	634	59,32,416
1952-53	47	56	52	41	36	40	66	58	59	50	38	65	608	53,17,303
1953-54	45	53	44	40	42	46	55	93	59	53	59	68	657	28,11,894
1954-55	55	75	55	53	48	47	85	66	65	65	52	83	749	31,25,100
1955-56	95	75	56	44	40	36	39	131	72	242	86	76	992	66,93,496
1956-57	73	81	47	37	44	60	72	106	78	75	86	71	830	38,60,504

Appendix No. IV

BOMBAY FIRE BRIGADE

Summary of different types of occupancies involved in fires during the year 1956-57

Month	Dwellings	Mills and Factories	Ships	Dangerous Petroleum, liquid and non-liquid, chemicals oils, etc.	Timber Khokas Firewood, etc.	Cotton waste, cotton gunny bags etc.	Cinematograph films.	Fire Works	Miscellaneous calls, coal, tram-car, motor car, etc.	Total
April 1956	10	7	..	2	5	4	53	81
May 1956	8	4	1	2	3	4	2	..	61	85
June 1956	13	7	..	1	..	2	31	54
July 1956	10	6	1	3	21	41
August 1956	10	4	3	..	1	29	53
September 1956	16	5	2	3	..	1	1	1	39	68
October 1956	20	7	..	4	2	4	44	81
November 1956	31	9	..	2	2	8	1	..	72	125
December 1956	20	11	..	3	2	7	47	90
January 1957	8	11	1	3	1	2	56	82
February 1957	14	7	1	2	2	3	..	1	57	87
March 1957	11	7	..	1	1	5	50	75
Total	177	85	6	23	18	40	4	3	560	922

**APPENDIX No. V.
BOMBAY FIRE BRIGADE**

Summary of lives lost at fires during the year 1956-57 including persons who succumbed to the injuries received.

Date	Time	Place	Supposed Cause	Particulars
3-4-56	8-42 P.M.	B. I. T. Chawl, No. 8, Tadwadi, St. Mary Road.	Unknown	Bai Kum Walika Uga Koli aged 14 years severely burned all over body. Taken to hospital before arrival of Brigade. Since dead.
5-4-56	7-7 P.M.	129, Cadell Road	Defective oil pressure stove.	Bai Jankibai Baboo Pange aged about 35 years severely burned all over body. 1st aid rendered by Brigade and removed to hospital in Brigade ambulance. Detained for treatment. Since dead.
14-4-56	10-14 A.M.	Charni Road	Doubtful	Bai Madhubai Mansukhlal Pandya, aged about 20 years burned to death before arrival of Brigade. Body handed over to Police.
14-4-56	3-40 P.M.	B. I. T. Chawl, No. 5, St. Mary Road.	Petrol vapour coming in contact with lighted aagree.	Joseph Fernandez, aged about 48 years severely burned all over body. Taken to hospital before arrival of Brigade. Detained for treatment. Since dead.
2-5-56	5-19 P.M.	7A, Kolbhat Lane	Doubtful	Bai Manjulabai Jannadas aged about 24 years, burned to death before arrival of Brigade. Body handed over to Police.
9-5-56	7-39 P.M.	13, Chinwala Building, Nowroji Hill No. 9.	Defective oil pressure petromax Lamp.	Shivram Krishna Salunke aged about 29 years, severely burned on back, face and hands, Taken to hospital by employees before arrival of Brigade. Detained for treatment since dead.
6-6-56	1-59 P.M.	300, Narsi Natha Street	Doubtful	Bai Makbai Meghji Motta, aged about 28 years, burned to death before arrival of Brigade. Body handed over to Police.
10-7-56	1-39 P.M.	4, Jambool Wadi	Unknown	Bai Shantabai Gokuldas, aged about 19 years, severely burned all over body. 1st aid rendered by Brigade and removed to hospital in Brigade Ambulance. Detained for treatment. Since dead.
22-7-56	10-8 A.M.	346, Bellasis Bridge, Lowlevel North.	Doubtful	Bai Nanitabai N. Athavia, aged about 26 years severely burned all over body. 1st aid rendered by Brigade and taken to hospital in private ambulance. Detained for treatment. Since dead.
30-7-56	8-29 A.M.	7, Homji Street	Lighted cloth coming in contact with inflammable vapour.	Soma Khalan, aged about 45 years, severely burned all over body. 1st aid rendered by Brigade and removed to hospital in Brigade Ambulance. Since dead.
1-8-56	12-23 P.M.	6, Kumbhar Tukda Lane, Bhuleshrwar Road.	Doubtful	Bai Kesarbai Liladhar Thekhar, aged about 23 years, severely burned all over body. 1st aid rendered by Brigade and removed to hospital in Brigade Ambulance. Detained for treatment. Since dead.
4-8-56	3-5 P.M.	29, Laxmikant Bhuvan, Bhoiwada 3rd.	Kerosene oil spilled over on lighted primus.	Bai Sahitibai Alabhai Sohani, aged about 17 years, severely burned all over body. 1st aid rendered by Brigade. Removed to Hospital in Brigade Ambulance, Detained for treatment. Since dead.
6-8-56	6-34 P.M.	"Ship Mahal" Hanuman Road Junction, Paranjpe B Scheme, Road No. 2, Vile Parle East.	Unknown	Bai Shantabai Anantrai Muni, aged about 24 years, severely burned all over body. 1st aid rendered by private medical practitioner before arrival of Brigade. Removed to hospital in Brigade Ambulance. Detained for treatment. Since dead.
8-8-56	6-26 P.M.	25, Ghasletwala Building, Banian Road.	Doubtful	Bai Saida Ihaytullah, aged about 14 years, severely burned all over body. Taken to hospital before arrival of Brigade. Since dead.
9-8-56	10-0 A.M.	34, Bombay Housing Board, Worli Sluice Road.	Doubtful	Bai Sunandabai Deodatta, aged about 30 years, severely burned all over body. 1st aid rendered by Brigade and removed to hospital in Brigade Ambulance. Detained for treatment. Since dead.
14-8-56	10-28 A.M.	47, Delisle Road, Cross Lane, No. 1.	Doubtful	Jiwaji Mahadeo, aged about 35 years, burned to death before arrival of Brigade. Body handed over to Police.
9-9-56	5-34 P.M.	Old Kurla, Alalpakhadi Building.	Sari coming in contact with naked flame.	Bai Kamalbai Raghavan, aged about 19 years, burned to death before arrival of Brigade. Body handed over to Police.
13-9-56	4-45 P.M.	DharmaNakhan Building, 9, 1st Koli Lane.	Doubtful	Bai Diwalibai Damji, aged about 25 years, burned to death before arrival of Brigade. Body handed over to Police.
10-10-56	11-22 A.M.	20A, (4) Hari Nivas, Gowalia Tank Road.	Turpentine coming in contact with naked light.	Shivprasad Triwari, aged about 50 years, severely burned all over body. 1st aid rendered by Brigade and removed to hospital in Brigade Ambulance. Detained for treatment. Since dead.
15-10-56	6-8 P.M.	47, Balkirshna Niwas 2nd Panjarapole Street.	Defective oil pressure stove	Bai Kasturbai Sunderji, aged about 80 years severely burned all over body 1st aid rendered by Brigade, and removed to hospital in Brigade Ambulance. Detained for treatment Since dead.
21-10-56	11-57 A.M.	3 Khetwadi 14th Lane.	Doubtful	Bai Sunderbai Shetty, aged about 25 years, severely burned all over body. 1st aid rendered by Brigade and removed to hospital in Brigade ambulance. Since dead.

APPENDIX No. V—(contd.)

Date	Time	Place	Supposed Cause	Particulars
27-10-56	1-56 P.M.	Nana House Hornji Street, Colaba Road.	Doubtful	... Bai Mariam Vahidh, aged about 25 years, severely burned all over body. First aid rendered by Brigade, Removed to hospital in Brigade Ambulance. Detained for treatment. Since dead.
29-10-56	8-47 P.M.	23, Undria Street	Doubtful	... Bai Zubedabai Abdul Mannal, aged about 20 years, severely burned all over body. Taken to hospital in private motor car before arrival of Brigade. Detained for treatment Since dead.
5-11-56	6-55 P.M.	70, Manaji Rajaji Building, Sun Mill Lane.	Defective oil pressure stove.	Bai Ratanbai Prabhakar, aged about 18 years burned all over body. 1st aid rendered by Brigade and removed to hospital in Brigade Ambulance. Detained for treatment. Since dead.
17-11-56	7-0 A.M.	5A, Vithoba Lane Vithalwadi.	Wearing apparel coming in contact with naked light.	Bai Sushilabai Vasantlal Vasani aged about 20 years. Severely burned all over body. 1st aid rendered by Brigade and removed to hospital in Brigade Ambulance. Detained for treatment. Since dead.
17-11-56	5-6 P.M.	Little Gibbs Road	Unknown	... Bai Rita Henry Nadar, aged about 24 years, burned to death before arrival of Brigade. Body handed over to Police.
20-11-56	9-24 A.M.	16-20 Allaudelin Building, Chandanwadi.	Defective oil pressure stove.	Bai Jully D'Silva aged about 23 years, severely burned all over body. 1st aid rendered by Brigade and removed to hospital in Brigade Ambulance. Since dead.
23-11-56	3-49 P.M.	170-176, Zakeria Patel Building, Kambekar Street.	Unknown	... Bai Aminabai Tasirkhan aged about 45 years, and Bai Bibibai Dadapir aged about 35 years, burned to death. Bodies handed over to Police.
5-12-56	6-15 P.M.	Wellington Terrace 2nd Marine Lines.	Defective oil pressure stove.	Bai Castilino aged about 65 years burned all over body. Taken to hospital before arrival of Brigade. Since dead.
9-12-56	2-19 A.M.	126B Portuguese Church Street and Gokhale Road South.	Doubtful	... Bai Dhunbai Oomersi aged about 42 years burned to death before arrival of Brigade. Body handed over to Police.
9-12-56	7-49 P.M.	44, Chembur Housing Colony, Chembur.	Sari coming in contact with naked flame.	Bai Shevantibai V. Jadhav, aged about 19 years, severely burned all over body. Taken to hospital before arrival of Brigade. Detained for treatment. Since dead.
15-12-56	1-45 A.M.	42, Kazi Street	Doubtful	: Bai Karimbai, Hamza Ismail, aged about 30 years burned all over body. 1st aid rendered by Brigade and removed to hospital in Brigade Ambulance. Detained for treatment. Since dead.
20-12-56	3-35 P.M.	39, Ramwadi, 1st Cavell Street Cross Lane, Room No. 35.	Wearing apparels coming in contact with naked light.	Bai Manibai Kantilal, Dave aged about 35 years severely burned all over body. 1st aid rendered by Brigade and removed to hospital in Brigade Ambulance. Since dead.
25-12-56	8-35 A.M.	Block No. 7 Municipal Chawl, Dada Saheb Phalke Road.	Defective Oil pressure stove.	Bai Laxmibai Canpat aged about 23 years, severely burned all over body. 1st aid rendered by Brigade and removed to hospital in Brigade Ambulance. Since dead.
11-1-57	7-19 P.M.	12-14, Old Hanuman 1st Cross Lane.	Doubtful	... Jayantilal Jivraj aged about 30 years, severely burned all over body. 1st aid rendered by Brigade and removed to hospital in Brigade Ambulance. Detained for treatment. Since dead.
15-1-57	11-22 A.M.	120C, Mazagaon Road.	Doubtful	... Chogalal Punamchand, aged about 40 years, burned to death before arrival of Brigade. Body handed over to Police.
20-1-57	5-18 P.M.	67, Suparibaug Road.	Naked light coming in contact with sari.	Bai Shardabai Naidu, aged about 22 years, burned all over body. Taken to hospital in private car before arrival of Brigade. Detained for treatment. Since dead.
24-1-57	9-30 P.M.	Kesarbaiwadi, Sahar Road, Kol Dongri, Andheri West.	Doubtful	... Bai Ratanbai Namdeo, aged about 26 years, Bai Shantabai Narayan aged about 40 years, and Bhagwat Sadhoo Powar, aged about 25 years, severely burned all over body. 1st aid rendered by Brigade and removed to hospital in Brigade Ambulance. Detained for treatment. Since dead.
25-1-57	6-52 P.M.	160C, Arthur Road	Naked light coming in contact with sari.	Bai Indubai Ramji Bagwe, aged about 25 years, severely burned all over body. 1st aid rendered by Brigade and removed to hospital in Brigade Ambulance. Since dead.
6-2-57	11-11 P.M.	Kalkalina, Kurla	Unknown	... Mahindersingh Bahadursingh, aged about 35 years, Kundani Suri Yadav, aged about 25 years and Manohar Raghunath Yadav, aged about 28 years, burned to death before arrival of Brigade. Bodies handed over to Police.
12-2-57	9-5 P.M.	8/8, H.A. Kazi compound, Wadacha Naka, Delisle Road.	Defective oil pressure stove.	Bai Ansuayabai Maruti, aged about 18 years, severely burned all over body. 1st aid rendered by Brigade and removed to hospital in Brigade Ambulance. Since dead.
13-2-57	12-56 P.M.	2nd Narayan Churi Vadi, Khed Galli.	Doubtful	... Bai Chandrabagabai Govind aged about 18 years severely burned all over body. 1st aid rendered by Brigade, and removed to hospital in Brigade Ambulance. Since dead.
16-2-57	10-43 A.M.	56A, Currey Road	Sari coming in contact with lighted stove.	Bai Shobabai Waman, aged about 25 years, burned all over body. 1st aid rendered by Brigade and removed to hospital in Brigade Ambulance. Detained for treatment. Since dead.
17-2-57	4-22 A.M.	31, Suparibaug Road.	Doubtful	... K. Raghavan, aged about 56 years, burned to death before arrival of Brigade. Body handed over to Police.

APPENDIX No. V—(concl.)

Date	Time	Place	Supposed Cause	Particulars
17-2-57	10-50 A.M.	42-39, Sarvodaya Building Gokhale Road, North	Sari coming in contact with naked light.	Bai Lalitabai Manoharlal, aged about 35 years, burned on both legs and hands. 1st aid rendered by Brigade and removed to hospital in Brigade Ambulance. Detained for treatment. Since dead.
26-2-57	3-4 P.M.	272, Frere Road	... Doubtful	... Bai Ichhibai Govind, aged about 20 years, severely burned all over body. 1st aid rendered by Brigade and removed to hospital in Brigade Ambulance. Detained for treatment. Since dead.
2-3-57	3-32 P.M.	21, Vatsraj Lane, Matunga.	Doubtful	... Bai Vimalabai B. Savant, aged about 17 years, severely burned all over body. 1st aid rendered by Brigade and removed to hospital in Brigade Ambulance. Since dead.
21-3-57	4-37 P.M.	233-L, Government Gate Road, Tawre Pada.	Doubtful	... Bai Saraswatibai Shriram Mankar, aged about 18 years severely burned all over body. Removed to hospital in Brigade Ambulance. Since dead.
26-3-57	7-14 A.M.	340, Atmaram Building Girgaum Road.	Naked light coming in contact with wearing apparels	Suryakant Harischandra Pingle, aged about 30 years, severely burned all over body. Removed to hospital in Brigade Ambulance. Since dead.
27-3-57	2-35 P.M.	26, Kapol Nivas Cavel Cross Lane 3rd	Doubtful	... Bai Laxmibai Kooverji, aged about 18 years burned to death before arrival of Brigade. Body handed over to Police.

SUPERINTENDENT OF GARDENS

Shri G. S. Hegde held the post of Superintendent of Gardens during the year.

2. There are 19 gardens, 58 recreation grounds, 4 fountains, 7 traffic islands, 5 open spaces, 3 Band-stands, 4 Box hedges and 1 statue placed in charge of this Department. The following Sites. 4 new sites were added to the existing 101 sites during the year: (1) Recreation ground at 110 Tenements, Sewri, (2) Recreation ground near Sion General Hospital, (3) recreation ground near Kolwada Station at Sion and (4) Bandstand at Shivaji Park.

3. The number of visitors to the Victoria Gardens could not be recorded correctly due to defects in the recording machines which go out of order inspite of repeated repairs. The number recording machines of the local manufacture provided a few years back at the Camel Gate and the Bullocks' Stable Gate do not give correct record and the replacement of all the four machines installed in the Victoria Gardens has become difficult due to import difficulties. There was further increase in the number of visitors this year. His Excellency the Ruler of Qatar and their Holiness Dalai Lama and Pancham Lama visited the Victoria Gardens in the course of their visit to the city. Visitors.

4. Vegetable, Fruit and Flower Show could not be held this year.

5. Botanical specimens were supplied to educational institutions in the State and the student visitors from the colleges were conducted around. Four low lying plots near the main entrance to the Victoria Gardens were raised and the sides were built up with stones and bricks and new flower beds were provided in the same for planting. Victoria Gardens.

An Open Air Theatre built in the Victoria Gardens during the year at a total cost of Rs 1,15,502 was thrown open to the public on reasonable rental basis for social gatherings, dramas, etc., from February 1957. The opening ceremony of this theatre was performed by the Honourable Minister, Shri Shantilal Shah. The Theatre has become a centre of attraction and interest to the general public.

The class for training students in gardening started last year was continued this year.

6. During the year under report, 14 Band, 28 Indian Vocal Music, 68 Orchestra, and 435 recorded music programmes were arranged at different gardens and band-stands. In addition to this, music broadcast by All India Radio was relayed every day in the Victoria Gardens between 5 p.m. and 7 p.m. The Amusement Park had to be closed temporarily from last week of November 1956 due to mishap. The Elephant, Camel and Pony Ride in the Victoria Gardens, also continued to be interesting as before.

7. Like last year, Wild Life week was celebrated from 1st October to 7th October 1956 in the Victoria Gardens under the advice of Indian Board for Wild Life. Informative talks were arranged and the school children were taken round the Zoo. Voluntary donations were also collected from the visitors for the benefit of wild animals in the Zoo. Wild life day in the Zoo.

8. Directed Children's centre at the Victoria Gardens under the supervision of the Young Men's Christian Association and Bombay Presidency Women's Council and directed play centres for adults at (1) Mastan Tank Playground, (2) Willingdon Memorial Playground, (3) Club Back Road Playground and (4) Playground opposite Proctor, Branch, Y.M.C.A. under the supervision of Young Men's Christian Association and the play centre at 2nd Peerkhan Street under the supervision of Nagpada Neighbourhood House continued to be very popular and different tournaments were successfully conducted thereat as during the last year. Directed Games.

9. Additional play apparatus were provided at recreation ground at Dhobi Street.

10. Special repairs and some new works, which included the pond for Hippopotamus and house with a pond for sea lions were also carried out at the Victoria Gardens and other Public Gardens at a total cost of Rs. 64,537.

11. Altogether 671 trees were planted during the Vanamahotsav on newly constructed roads and as replacements of casualties on roads and in public gardens.

12. During the year under report, the live stock in the Zoo section increased by 2 per cent as shown in appendix A. Zoo Section.

Increase: 1,461 Mammals, 94 Birds were born, 301 Mammals, 29 Birds and 14 reptiles were received as present. 12 Mammals, 56 birds and 10 reptiles were purchased, 8 Mammals, and 14 birds were received in exchange.

Similarly important acquisitions during the year were a pair of sea-lions and a male Kangaroo.

Decrease: 229 Mammals, 195 birds and 25 reptiles died. 1,012 Mammals, 53 birds and 1 reptile were sold. 25 Mammals, 22 birds and 3 reptiles were given in exchange. The experimental animal section for the Municipal Medical Colleges has been much improved.

541 wild animals and birds were treated in the Zoo hospital and 5 specimens of patho-bacteriological interest were examined free of charge at the Bombay Veterinary College.

The total expenditure and income of Garden department during the year under report was Rs. 7,39,542.00 and Rs. 42,088.60 as against Rs. 5,75,240-6-0 and Rs. 46,237-7-3 respectively during the previous year.

G. S. HEGDE,
Superintendent, Municipal Gardens.

APPENDIX A
List of Animals in the Zoological Section.

S. No.	Nos.	S. No.	No.
<i>A.—Carnivorous Animals.</i>		<i>E.—Primates or Monkey tribes.</i>	
(1) Lion	5	(1) Drill	2
(2) Tiger	1	(2) Baboon Gelada	2
(3) Leopard	8	(3) Monkey Langoor	2
(4) Leopard Black	1	(4) Monkey Suti Mangaby	2
(5) Hyaena striped	2	(5) Monkey Golden Rhesus	4
(6) Wolf	2	(6) Monkey lion tailed	1
(7) Jackal	6	(7) Monkey Rhesus	10
(8) Alsatian Dog	1	(8) Monkey Bonnet	1
(9) Local Dog	1	(9) Monkey Mona	2
(10) Dingo	4	(10) Slender Loris	3
(11) Bear Sloth	1	(11) Hullock Gibbon	1
(12) Bear Himalayan Black	1		32
(13) Bear Himalayan Brown	1		—
(14) Bear European	2		—
(15) Civet Lessor	1		
(16) Mongoose	5		
(17) Rattle (Indian)	1		
(18) Otter	2		
(19) Cat local	5		
(20) Jungle Cat	2		
(21) Civet Palm	2		
(22) Panda or Cat Bear	2		
(23) Fox	2		
(24) Sea-Lion	2		
	66		
	—		
<i>B.—Herbivorous Animals.</i>		<i>F.—Birds.</i>	
(1) Elephant	2	(1) Fowl 4 legged	1
(2) Camel	2	(2) Guinea Fowl	1
(3) Giraffe	1	(3) Jungle Fowl	9
(4) Rhino	1	(4) Fowl Rhode Island red	2
(5) Zebra Chapman's	2	(5) Fowl White Leg horn	2
(6) Deer Sambhar	3	(6) Spur Fowl	2
(7) Deer Spotted	29	(7) Peafowl white	2
(8) Deer Ribfaced	7	(8) Peafowl Indian	6
(9) Deer Fallow	12	(9) Pheasant Fire back	1
(10) Deer Mouse	4	(10) Pheasant Cheer	2
(11) Antelope Indian	14	(11) Pheasant Crow	1
(12) Antelope Four horned	7	(12) Pheasant Monal	1
(13) Gazelle Indian	1	(13) Pheasant Silver	2
(14) Barbary Sheep	1	(14) Pheasant Golden	1
(15) Fat tailed sheep	3	(15) Pheasant Amherst	2
(16) Blue Bull	10	(16) Pheasant Tenebrosus	1
(17) Wild Boar	2	(17) Pheasant Koklas	1
(18) Pony	1	(18) Hornbill Pied	2
	102	(19) Hornbill King	3
	—	(20) Marsh Harrier	2
		(21) Horned Owl large	2
		(22) Vulture	1
		(23) Partridge Chakore	19
		(24) Bulbul Yellow	2
		(25) Bulbul Red whiskered	8
		(26) Pigeon Jacobin	8
		(27) Pigeon Fantailed	22
		(28) Pigeon Common	14
		(29) Pigeon Mix Carrier	2
		(30) Pigeon Shirazi	11
		(31) Pigeon Nun Red	3
		(32) Pigeon White crested	4
		(33) Pigeon Tumbler	4
		(34) Pigeon Powter	4
		(35) Basra Homer	13
		(36) Dove white	5
		(37) Dove red	8
		(38) Dove Crested (Aust)	1
		(39) Dove Big Nepal	2
		(40) Dove Turtle	14
		(41) Macaw Red and green	1
		(42) Macaw Yellow and green	1
		(43) Cockatoo white red crested	1
		(44) Cockatoo white lemon crested	2
		(45) Cockatoo white yellow crested	1
		(46) Cockatoo Blue eyed	1
		(47) Cockatoo Roseate	2
		(48) Parrot Alexandrine	1
		(49) Parrot Ring necked	12
		(50) Budgeriger	4
	449		
	—		
<i>C.—Marsupial Animals.</i>			
(1) Kangaroo	2		
	—		
	2		
	—		
<i>D.—Rodents.</i>			
(1) Guinea pig	35		
(2) Wild Hare	5		
(3) Rabbits	29		
(4) Porcupine	3		
(5) Rat white	149		
(6) Mice white	254		
(7) English Pigs	17		
(8) Giant Squirrel	1		
(9) Hedge Hog	1		
	449		
	—		

S. No.	No.	S. No.	No.
(51) Budgeriger Brahmini	...	2	
(52) Budgeriger Grey headed	...	4	
(53) Budgerige Bank	...	5	
(54) Lal Munia	...	39	
(55) Finch Diamond	...	25	
(56) Finch Tiger	...	2	
(57) Finch Grey singing	...	1	
(58) Finch Lavender	...	1	
(59) Finch Bi-coloured	...	5	
(60) Finch Lark	...	1	
(61) Robin Pekin	...	5	
(62) Bulbul black	...	3	
(63) Bulbul black crested	...	2	
(64) Sparrow Java	...	11	
(65) Magpie Blue	...	1	
(66) Jay Nepal	...	1	
(67) Cuckoo Indian	...	4	
(68) Conure Green	...	2	
(69) Laughing thrush white crested	...	2	
(70) Laughing thrush white throated	...	2	
(71) Chloropsis	...	1	
(72) Crane Sarus	...	5	
(73) Crane Demoiselle	...	4	
(74) Crane Crowned	...	2	
(75) Starling Ind	...	4	
(76) Pitch faced love bird	...	1	
(77) Black Thrush	...	1	
(78) Weaver bird	...	3	
(79) Shama Thrush	...	1	
		357	
G.—Birds aquatic			
(1) Pelican	...	3	
(2) Swan Black	...	3	
(3) Swan white	...	1	
(4) Goose Red bill	...	10	
(5) Goose Indian	...	17	
(6) Goose Magpie	...	3	
(7) Bargoose	...	3	
(8) Duck Muscovi	...	5	
(9) Duck Brahm	...	8	
(10) Duck Pintailed	...	11	
(11) Duck comb	...	9	
(12) Duck Mallard	...	1	
(13) Duck Spot bill	...	9	
(14) Duck Cotton teal	...	6	
(15) Duck Wild spotted	...	2	
(16) Duck Spoon Bill	...	1	
(17) Pochard white eye	...	15	
(18) Pochard red head	...	1	
(19) Pochard large and small	...	14	
(20) Pochard tuftd	...	1	
(21) Sea-gull small	...	7	
		130	
H.—Birds (Waders or semi aquatic)			
(1) Adjutant	...	4	
(2) Moorhen	...	5	
(3) Stork black necked	...	2	
(4) Stork painted	...	4	
(5) Stork white necked	...	2	
(6) Ibes	...	5	
(7) Heron blue	...	2	
(8) Heron pond	...	4	
(9) Egret cattle	...	5	
(10) Egret Lesser white	...	1	
(11) Water fowl black	...	1	
(12) Flemingo	...	2	
		37	
I.—Birds (Flightless)			
(1) Emu	...	2	
(2) Ostrich	...	3	
		5	
J.—Reptiles.			
(1) Crocodile	...	4	
(2) Tortoise Giant	...	3	
(3) Tortoise Star small	...	10	
(4) Turtle Pond	...	3	
(5) Turtle Mud or ground	...	5	
(6) Python Indian	...	5	
(7) Python Malayan	...	1	
(8) Snake water	...	3	
(9) Snake rat	...	2	
(10) Snake Viper russel	...	1	
(11) Snake Viper green	...	3	
(12) Snake Cobra	...	2	
(13) Sand Boa Black Russels	...	3	
		45	
Grand total			1,225
APPENDIX "B"			
			Rs.
(1) Camel and Elephant Ride	...	5,449.62	
(2) Pony Ride	...	883.37	
(3) Camera admission passes	...	2,419.00	
(4) Descriptive Rhino and snake leaflets and Zoo guide	...	107.12	
(5) Sale of plants and flowers etc.	...	26,386.31	
(6) Share of income from weighing scale	...	1,041.62	
(7) Share of income from Amusement Park	...	5,758.06	
(8) Collection from charity box	...	43.50	
			42,088.60

VICTORIA AND ALBERT MUSEUM

1. Dr. S. C. Upadhyaya held the office of the Curator, Victoria and Albert Museum during the year under report.

2. Working of the Museum.

(a) The Museum remained closed on all Mondays and important holidays. It was closed to the public from 8-9-1956 to 11-3-1957 for carrying out oil painting from inside and some urgent repairs to the Museum Building. It was kept open on Wednesdays for ladies, and children and parties of students as usual (Appendix A).

(b) *Admission.*—The admission to the Museum on Fridays, Sundays and Public Holidays (except Wednesdays) was restricted by tickets of $\frac{1}{2}$ anna, per visitor above 12 years of age. The amount realised was credited to the Special Fund called Victoria and Albert Museum Fund for improvement of the Museum (Appendix B).

(c) *Publications.*—The Municipal Corporation has published a brochure giving information about specimens and their display in the Museum. It is available to the public on payment of anna one only per copy. (Appendix C).

3. Additions, Alterations and Renewals, etc.

(a) *Reference Library.*—Six books were purchased for the Museum Reference Library at a total cost of Rs. 141.87. Two books were presented and two others were received free of cost as the Curator is a member of the Indian History Congress.

(b) *Exhibits.*—One silver coin dated 1835 A.D. and two ivory images of Hindu deities were purchased at a total cost of Rs. 843.94 only.

(c) *Equipment and Furnishing Materials.*—Two new keyborads were prepared for keeping keys of the locked showcases at one place, in the office of the Curator. 250 brass luggage tokens with chains and serial numbers were prepared for umbrellas, sticks etc., of visitors. Six new showcases with plate-glass shelves (from an old showcase in the Museum) were prepared for better display of clay models showing the costumes worn in different parts of India by males and females in the 19th century A.D. An old model showing sugarcane cultivation was considerably renovated and laid out in trays in two showcases with descriptive labels. All the musical instruments were got tested and necessary repairs were carried out to those which were found to be damaged.

As the Museum was closed to the public from 8-9-1956 to 11-3-1957 for oil-painting the Museum building, an opportunity was taken to rearrange all the showcases into sections such as Cottage Industries, Ethnology, Fine Arts, Armoury, Religion and Mythology, Old Bombay Collections, Geology, Prehistory and Agriculture. All arms and weapons were displayed in a better way. Visitors can now have some definite idea of our collections in the subdivisions of any of the above mentioned nine sections.

4. Educational Activities.

Besides the assistance given to the conducted tours of students of some schools around the galleries of the Museum, assistance was rendered to some scholars and research workers. The Research Officer for Chronology of Gujarat, M. S. University, Baroda, was given the required information. Details about the coins were given to the Numismatist, Prince of Wales Museum, Bombay. Lecturers in the Department of Museology, M. S. University of Baroda, were shown the actual working of the Museum as regards their practical work. Photographs of relief maps, etc., in the Old Bombay Collections were published by one writer with necessary information supplied to him. The Director, Institute of Archaeology, Vallabh Vidya Nagar, Anand was given complete information regarding the work and types of books in the Reference Library. Photographers from The Times of India, utilized materials in the library for their annual publication. The Hon. Associate Director, Economic Survey of Greater Bombay and Study of Trends in Urbanization, was given the necessary information. The Chief Executive Officer, Institute of Rural Higher Education, Shriniketan, W. Bengal was given plans, notes and information regarding the models of Slum Clearance and Ideal Indian Village. The Government Epigraphist requisitioned the help of the Curator for deciphering a stone inscription of the 5th century A.D. in the Prince of Wales Museum. The Librarian University Library Bombay, was given information regarding photographs of some of the ex-Governors of Bombay. A research scholar from Bengal was given complete information regarding musical instruments and models of Indian Village Games displayed here.

Reference service to about 125 research students only was rendered as the Museum was closed to the public from 8-9-1956 to 11-3-1957.

5. Deputation of the Curator.

The Curator was deputed to attend the session of the Indian History Congress and the annual meetings of the Museums Association of India and Numismatic Society of India, all held at Agra. His report was placed before the Municipal Corporation for information.

6. Income.

(a) From admission fee was Rs. 4,562.22 (Appendix B), (b) From the sale of publications was Rs. 100.00 (Appendix C).

7. Expenditure.

The total expenditure on the maintenance of the Museum was approximately Rs. 75,000.00

S. C. UPADHYAYA,
Curator

APPENDIX 'A'

Attendance.

Year.	No. of days Museum remained open.	Total No. of visitors.	Total No. of School Children.	Daily average.
1956-57	151	5,60,927	2,485	3,715
1955-56	307	10,79,691	14,383	3,517

APPENDIX 'B'

Income from Admssion fees.

Year.	No. of ticket days.	Total No. of tickets sold.	Amount realised.
			Rs.
1956-57	59	1,45,991	4,562.22
1955-56	110	2,70,379	8,449-5-0

APPENDIX 'C'

Income from sale of the Museum Brochure at one anna each.

Year.	No. of copies sold.	Amount realized.
		Rs.
1956-57	1,600	100.00
1955-56	3,000	187-8-0

MUNICIPAL LIBRARIES

(1) **Shri S. W. Apte M.A., Dip-Lib**, held the office of the Chief Librarian, Municipal Free Reading Rooms and Libraries during the year under report.

(2) For the use of different Municipal Free Reading Rooms and Libraries books in English and other local vernaculars on such subjects as General knowledge, Philosophy, Religion, History, Short stories etc., were purchased as under in consultation with the Books Selection Committee consisting of:—

English Books.—Principal G. C. Bannerjee, M.A. (Bom.), B.A. (Oxon.).

Gujarati Books.—Shri C. L. Bakshi.

Hindi Books.—Shri B. G. Joglekar.

Marathi Books.—Shri N. G. Limaye, B.A., B.T. Retired Superintendent of Municipal Schools.

Urdu Books.—Prof. N. A. Nadvi, B.A., B.T.

Language.	Books purchased for City Libraries.		Books purchased for Suburbs Libraries.		Books purchased for City Libraries.		Books purchased for Suburbs Libraries.	
	Books No.	Cost.	Books No.	Cost.	Books No.	Cost.	Books No.	Cost.
English	121	493.25	121	459.31	137	348.37	44	111.06
Gujarati	110	244.19	201	482.27	25	69.12
Hindi	162	474.75	118	278.50	62	156.12
Marathi	290	582.98	328	697.56	35	97.44
Urdu	176	471.45	155	423.37
Total	859	2266.62	923	2341.03	172	442.37	131	336.30

(3) More books could not be purchased during the year under report mainly for want of extra accommodation in the library premises. All the books purchased during the year were classified, accessioned and catalogued.

(4) The statement 'A' shows how the books purchased during the year under report were distributed to the libraries.

(5) Popular leading Indian Dailies, Weeklies and Monthlies in English and local vernaculars were subscribed for different Municipal libraries. Some foreign journals such as Readers' Digest, Science Digest etc., were also subscribed and circulated in small lots to the libraries in succession.

(6) The number of visitors and other particulars are given in statement 'B.'

(7) It was not possible to open any new library during the year under report.

(8) The total income derived during the year under report by way of fine, cost of missing and non-returned books, sale of old newspapers in the City was Rs. 1386.70 as against Rs. 1078.97 during the preceeding year. The income in respect of libraries in suburbs during the year under report was Rs. 568.49 as against Rs. 383.94 during the preceeding year.

The Expenditure in running the 15 libraries in City came to Rs. 46,902 as against Rs. 44,573.75 during the previous year, while the expenditure on running the 3 libraries in Suburbs during the year under report was Rs. 6,103.87 as against Rs. 4,674 during the previous year.

S. W. APTE,
Chief Librarian.

STATEMENT

Library at	Books					Total
	English	Gujarati	Hindi	Marathi	Urdu	
(1) Parel	12	23	12	33	...	80
(2) Gell Street	12	20	12	33	26	103
(3) Foras Road	8	33	...	41
(4) Kamathipura	15	15
(5) Chikhalwadi	10	19	8	33	...	70
(6) Minara Masjid	6	12	26	44
(7) Null Bazar	6	22	12	33	...	73
(8) Bapu Khote Street	12	27	12	...	36	87
(9) Naviwadi	...	20	...	33	...	53
(10) Circulating library for Muslim ladies.	...	27	31	58
(11) Teli Mohalla	...	15	21	36
(12) Mandvi	33	...	33
(13) Gokhle Road	8	16	34	33	...	91
(14) Naigaum	37	...	8	30	...	75
Reference Section	5	1	...	6
(15) Sewri	18	...	12	33	...	63
Total	126	201	118	328	155	928
Libraries in Suburbs						
(16) Kurla
(17) Chhatkopar	...	27	15	49	...	91
(18) Vile-Parle	...	17	10	13	...	40
Total	...	44	25	62	...	131

The number of visitors and other particulars showing the progress of different libraries in 1956-57 are given below:—

Library at	No. of Visitors	BOOKS ISSUED		New Depositors	Refunds passed	PERIODICALS SUBSCRIBED TO FOR LIBRARIES				Income Approx.	Expenditure Approx.
		On Deposit	On Spot			Dailies	Week-lies	Bi-Week-lies	Month-lies		
										Rs. nP.	Rs. nP.
(1) Parel ...	33,977	3,770	2,022	100	29	7	4	...	13	43.50	2579.25
(2) Cell Street ...	24,690	1,833	1,893	81	58	9	5	...	12	24.62	2410.87
(3) Foras Road	16,387	1,398	819	41	30	5	4	...	9	4.37	2130.87
(4) Kamathipura	22,163	405	668	17	11	6	2	...	5	4.56	2575.50
(5) Chikhawadi...	21,246	1,404	877	25	24	8	4	...	13	5.56	2106.69
(6) Minara Masjid	17,935	1,004	651	37	24	6	2	...	5	35.81	2720.75
(7) Null Bazar ...	25,537	2,327	1,002	52	55	7	4	...	13	51.06	1997.37
(8) Bapu Khote Street.	21,874	2,633	1,128	77	52	6	2	...	5	71.31	2860.87
(9) Navi Wadi (Ladies).	6,280	1,539	1,032	20	24	5	4	...	13	54.75	2648.19
(10) Circulating (Muslim Ladies)	5,727
(11) Teli Mohalla.	22,683	648	1,235	29	25	6	2	...	5	6.25	2893.69
(12) Mandvi ...	14,888	2,110	1,289	36	28	5	4	...	9	36.72	1879.37
(13) Gokhale Road.	14,214	1,432	760	63	44	7	4	...	9	7.19	2179.00
(14) Naigaum.	7,325	972	2,101	62	49	3	4	...	9	7.81	1768.12
(15)* Sewri C. L.'s Office.	12,546	1,295	557	33	43	5	4	...	9	20.50 1012.69	2392.37 13759.06
Total 1956-57 ...	2,61,745	22,770	21,761	673	496	1386.70	46,901.97
1955-56 ...	2,57,401	22,694	24,723	696	532	1078.97	44573.75
1954-55 ...	2,32,506	19,763	23,202	478	385	1210.75	49886.00
1953-54 ...	2,26,599	19,306	22,013	429	446	1349.19	46120.00
1952-53 ...	2,49,397	20,332	16,320	457	446	1890.75	48003.00
** Municipal Libraries in Suburbs.											
(16) Kurla ...	54,972	16	5	...	13	133.62	1531.56
(17) Chatkopar ...	15,385	7,805	1,066	133	96	7	4	...	11	252.37	2056.12
(18) Vile Parle ...	18,665	6,026	456	159	96	8	5	...	6	182.50	2516.19
Total 1956-57 ...	89,022	13831	1,522	292	192					568.49	6103.87
55-56 ...	83,107	11,705	1,622	589	204					383.98	4674.14
54-55 ...	41,302	11,342	2,918	116	23					682.87	5033.00

S. W. APTE,
Chief Librarian.

CENTRAL STORES

1. During the year Shri F. D'Souza, continued to be the Controller of Stores.
2. Tenders were invited for the purchase of stores during the year under report in 197 cases as against 150 cases in the preceding year. The number of contracts for the various schedule articles entered during the year was 179 as against 186 in the preceding year. A few of the tenders and quotations were rejected due to high rates quoted by the tenderers.
Tenders and Contracts.
3. During the year about 24,517 tons of cement worth about Rs. 28.06 lakhs; 1,76,112 R.ft. of Black and Galvanized Iron Pipes worth about Rs. 1.72 lakhs; 1,89,962 R.ft. of Cast Iron Pipes and Hume Pipes worth about Rs. 30.71 lakhs; 2,235 Tons of iron materials worth about Rs. 10.71 lakhs and 1,30,814 yards of cloth worth about Rs. 0.95 lakhs were purchased. 4,073 Bengal Maunds of Grains (Grams, Bajri and Wheat Bran for Head Supervisor and the Superintendent of Gardens, worth about Rs. 0.53 lakhs were purchased. In addition, this department purchased about 6,575 Bengal maunds of wheat, rice and nagli for various hospitals and Maternity Homes worth about Rs. 1.32 lakhs. Furthermore, the work of inviting tenders for stationery articles, for the sale of waste papers and the sale of firewood in different cemeteries in the City and the tenders for the supply of tea to various Hospitals and Maternity Homes and for the supply of loose leaf binders for the year 1957-58 was carried out by this department. Although the control on G. I. pipes and all types of cloth was lifted, Government reimposed control on steel materials in the month of September 1955. All Government and Semi-Government bodies received their requirements of steel only on quota certificates, i.e., planning is done on producers and registered stockists and not on Bombay dealers, thereby obtaining the materials at cheaper rates. The control on cement, being continued the stock was obtained on authorisations issued by the Government. During the year, the supply position of cement became very acute and only the most urgent works could be taken up.
- Plant and Machinery Section.**—All the purchases of plant and machinery, chemicals such as aluminium sulphate, barium carbonate, engineering articles, such as Bitumen, Asphalt, etc., deadstock articles (wooden and steel) have since been centralized and entrusted to this department. Though the work is transferred to this department from 1st July 1956, it actually started functioning from 15th January 1957, when the appointment to the post of the Deputy Controller of Stores (Technical) was specially made for this work. During the period of 2 1/2 months, 51 tenders by public advertisement and 69 sealed quotations were invited.
4. The value of stores and other materials purchased during the year including articles received from other departments on Return Stores Memo amounted to Rs. 100.14 lakhs as against Rs. 68.01 lakhs in the preceding year. This increase was mainly due to the purchase of cast iron and hume pipes, iron materials and cement, etc., from the contractors and the Government during the period under report.
Stores.
5. Purchases of articles by direct debits to departmental grants amounting to Rs. 7.85 lakhs were effected during the year under report.
6. Most of the articles purchased during the year under report, were of Indian manufacture and the value thereof amounted to about Rs. 77.46 lakhs. The value of Foreign goods purchased amounted to about Rs. 22.68 lakhs. During the year, 8 Import Licences were received amounting to a total purchase of about Rs. 37 lakhs and these were for Fire Fighting Hose, Tyres, Sluice Valves and Spare parts for Water Meters.
7. 4,568 orders for the purchase of stores were placed with the contractors and other dealers as against 3,938 orders in 1955-56.
8. 26,447 Indents and Sales Memo were received from the departments at the Central Stores and B.B. Pipe Depot and 15,038 indents were received at Foras Road Depot totally 41,485 as against 41,466 inclusive of Foras Road Depot in the preceding year.
9. Indented articles which were not in stock or for which no contracts had been entered into were secured from the market by invitation of quotations or tenders by public advertisements except in a few cases wherein direct purchases were made from the market, as such a course was found to be more economical and expeditious. The total number of casual or market enquiries or quotations invited was 612 as against 552 in the preceding year.
10. Articles received from the contractors and others were examined and compared with the approved samples before acceptance and where the articles differed from the samples, they were rejected and got replaced. The chemical test reports were invariably carried out in case of paints, turpentine, linseed oils, soaps, disinfectants etc. while S. W. pipes and Hume pipes Sluice Valves were subjected to hydraulic tests before acceptance. Cement supplies were also invariably tested for tensile strength.
11. Mixed scrap received from different departments was sold by public auction and cast iron scrap was retained for the new foundry at the Municipal Workshop. The total amount realised by the sale of unserviceable articles including mixed scrap by public auction during the year amounted to Rs. 1,22,964 as against Rs. 77,880 in the preceding year.
Sale of unserviceable articles.
12. The total turn-over of the department viz. the Receipts and Issues of Stores during the year came to Rs. 195.25 lakhs as against Rs. 146.08 lakhs in the preceding year.
13. The stock of stores on hand was verified departmentally and through the Municipal Stock Verifier. The departmental verification and that by the Municipal Stock Verifier showed no appreciable differences during the year.
14. The annual tenders for the supply of the materials including stationery during the year 1957-58 according to the various schedules and the sale of waste papers firewood for cemeteries etc. were invited during the month of November 1956 and January 1957.
General.
15. The value of stores on hand at the close of the year was Rs. 24.31 lakhs at the Central Stores and B. B. Pipe Depot and Rs. one lakh at Foras Road Depot totalling Rs. 25.31 lakhs as against Rs. 19.27 lakhs including Foras Road Depot in the preceding year.

16. The quantities of cement, piping and steel purchased were more. The purchase of each of those articles involved considerable labour and time. Against the monthly requirement of 3,500 tons of cement only 2,000 tons were allowed while against the yearly requirement of 4,000 tons of steel only 2,500 tons were released by the Government for our urgent needs. The distribution of cement and steel amongst contractors and various consuming departments presented special difficulties in view of the fact that the supplies of both these materials were not steady and continuous. However, the department was able to meet the difficulties.

17. This department was under re-organisation by Messrs. Ibcon Ltd., and the various suggestions made by them were given effect to from time to time. According to their recommendation, the actual reduction of staff achieved is 51.4 per cent. of the total reductions proposed by Messrs. Ibcon Ltd. The re-organisation of this department has, however, been treated as closed *vide* Standing Committee Resolution No. 1710, dated 21st November 1956.

18. Statements showing (i) the stores transactions during the year as required by Clause XXIX of the Stores Audit Manual (Appendix 'O') and (b) the details of the stock on hand at the close of the year are appended.

F. D'SOUZA,
Controller of Stores,

APPENDIX 'O'

Statement 'A' showing Stores Transactions during the year 1956-57.

Particulars.	CENTRAL STORES PIPE DEPOT				FORAS ROAD DEPOT			
	Capital Stores.	General Stores.	Line Suspense Account.	Total Columns 2, 3 & 4.	Capital Stores.	General Stores.	Line Suspense Account.	Total of Columns 6, 7 & 8.
(1)	(2)	(3)	(4)	(5)	(6)	(7)	(8)	(9)
	Rs.	Rs.	Rs.	Rs.	Rs.	Rs.	Rs.	Rs.
Value of Stores on hand on 1st April 1956.	13,67,949 7 3	4,67,932 11 7	91,356 13 0	19,27,238 15 10
Value of stores received including transfers during 1956-57 ...	79,65,940 0 6	20,48,309 12 10	...	1,00,14,249 13 4	60,716 14 1	1,92,378 6 6	...	2,53,095 4 7
Total ...	93,33,889 7 9	25,16,242 8 5	91,356 13 0	1,19,41,488 13 2	60,716 14 1	1,92,378 6 6	...	2,53,095 4 7
Less—Value of stores issued including transfers during 1956-57 ...	74,45,903 5 8	20,64,484 12 1	94 8 0	95,10,482 9 9	41,728 7 4	1,11,721 1 0	...	1,53,449 8 4
Balance on 1st April 1957 ...	18,87,986 2 1	4,51,757 12 4	91,262 5 0	24,31,006 3 5	18,988 6 9	80,657 5 6	...	99,645 12 8

F. D'SOUZA, (11)
 Controller of Stores. (11)
 (12) Private and Personal

APPENDIX 'O'

Statement 'B' showing the details of stock held on 31st March 1956 and 1957.

PARTICULARS.	Amount at Controller of Stores & Pipe Depot and Foras Road Depot. 1956.		Amount at Controller of Stores & Pipe Depot. 1957.		Amount at Foras Road Depot. 1957.	
	Rs.	a. p.	Rs.	a. p.	Rs.	a. p.
CAPITAL ACCOUNT						
(1) Cement	2,830	9 0	1,82,387	0 10	...	
(2) Pipes, Manholes, Hydrants, Water and Drainage Castings, etc.	5,69,226	7 1	9,21,328	9 5	...	
(3) M. S. Round Bars, flats, squares, plates, etc., G.I. and Black sheets	6,43,040	1 3	6,28,951	6 8	16,212	3 1
(4) Pipes Stoneware and Hume	24,366	10 9	27,600	11 0	...	
(5) Galvanized and Black Pipes and Fittings	1,22,343	10 4	1,05,242	5 10	2,761	14 8
(6) Lead Pipes, Lead Pig and Lead Wool	2,439	6 0	19,894	9 6	14	5 0
(7) Asbestos sheets and pipes	3,702	10 10	2,581	6 10	...	
LINE SUSPENSE ACCOUNT.						
(8) Water works castings on the line	91,356	13 0	91,262	5 0	...	
GENERAL ACCOUNT						
(9) Spindles brass and brass fittings	29,826	15 0	28,865	4 3	27	5 0
(10) Meter parts	28,486	4 0	18,507	3 0	...	
(11) Bolts, Nuts, Rivets, Nails, Hinges, Hooks and Eyes, Washers and Hardware, etc.	27,780	11 3	24,882	13 5	3,307	11 0
(12) Brooms Coa, and Date and Brushes	5,310	14 0	12,287	11 0	129	0 0
(13) Cables and wires	29,168	12 0	24,646	4 0	23,855	14 0
(14) Electric Accessories, Fans, Bulbs Electrodes, Dry cells, etc.	51,508	12 9	33,910	14 0	28,146	0 3
(15) Files and Rasps	1,654	9 0	2,905	6 0	52	1 0
(16) Motor spare parts	4,940	14 0	978	14 0	4,880	11 6
(17) Oil Castor, Coconut, Sweet, Kerosens, Grease, Lubricating, etc.	12,190	6 3	8,066	2 9	1,595	14 0
(18) Timber, Ladder, Shaft Bhandiwood, Nowghani Poles, Plywood sheets, etc.	10,945	5 6	1,617	0 9	3,199	9 0
(19) Clothing	61,332	13 2	51,895	4 10	204	2 0
(20) Disinfectants, Tropical chloride of Lime, Cleaning powder, Cyno-gas	17,130	4 0	14,884	12 6	...	
(21) Motor tyres, tubes, including tyres from disposals	2,616	5 0	99,897	5 0	2,076	2 0
(22) Tools, Machinery, foot rules, spanners, drills, saws, angers, screws, etc.	22,382	4 6	16,936	10 6	973	5 3
(23) Soap and Soda	8,387	10 0	7,729	8 0	310	10 0
(24) Baskets cane, bamboo and wooden	2,883	0 0	846	15 0	22	13 0
(25) Buckets, dust bins, Ghamelas, Enamelware, Glassware, Hurricane Lanterns, etc.	19,859	12 5	13,530	9 4	62	4 0
(26) Hose, rubber, belting, canvas	38,628	5 0	6,462	8 0	375	4 0
(27) Firewood, Cas coke, Steam coal, coal tar, pitch, charcoal, etc.	2,235	12 0	2,946	1 0	...	
(28) Wires, brass rods, copper sheets, zinc sheets, etc.	10,071	1 0	14,521	9 0	3,105	2 0
(29) Leather hides, chamois, chappals, plungers, boots and other leather articles	9,078	2 0	6,273	5 0	223	7 0
(30) Coir goods, cotton goods, yarn spun, waste cotton, packing asbestos, etc.	18,050	1 9	16,095	3 3	791	13 0
(31) Crusher Parts	193	0 0	193	0 0	...	
(32) Paints, Powders, linseed oil and turpentine	20,803	10 0	26,441	13 9	1,585	4 0
(33) Locks of sorts	3,319	9 0	1,942	0 6	434	6 0
(34) Miscellaneous, Polish, candles, glue, gum, tiles, Powras, etc.	29,147	10 0	14,493	9 6	5,298	11 6
Total Rs.	19,27,238	15 10	24,31,006	3 5	99,645	12 3

F. D'SOUZA,
Controller of Stores.

LICENCE DEPARTMENT

During the year under report, the department was in charge of Shri C. K. Patel, Superintendent of Licences.

The Licence Department comprises of three Sections, namely (1) Licence Section, (2) Encroachment Section, and (3) Advertisement Section.

Licence Section.

General. This Section issued licences under Sections 394 and 412A, and permits under Sections 390 and 393 of the Bombay Municipal Corporation Act, regulating trades and industries and controlling the storages of hazardous goods;

During the year under report, 34,585 licences were issued (*Vide* Items 1, 2 and 3 of Appendix 'A'). A commodity-wise list of licences issued upto 31st March 1957 is given in Appendix A-1 for general information.

Financial. An amount of Rs. 12,33,772 was realised as licence fees on 31st March 1957 (*vide* Appendix 'A'). The amount outstanding as licence fees on 31st March 1957 was Rs. 1,71,205 as against Rs. 1,86,251.75 on 31st March 1956. Out of this amount approximately Rs. 1,38,479 have been recovered and kept in deposit, and are being adjusted in accounts. Thus the total licence fees will be about Rs. 13,72,521 as against Rs. 12,54,500 for the previous year.

Prosecutions. There were 427 cases outstanding on 1st April 1957. During the year under report, 2,039 prosecutions were launched for infringement of the Sections mentioned above, and convictions were secured in 940 cases. 935 cases were withdrawn, as the parties concerned either paid up the licence fees or complied with the requisitions of the department. Eight cases were acquitted by the Court. The amount of fine inflicted on the accused was Rs. 17,652. The total number of cases remained undisposed of on 31st March 1957 was 603 (*vide* Appendix 'B').

New Renewal System. The introduction of New Renewal Licensing System has been introduced since 1st April 1955. During the year 1955-56, licences were issued for one year on acceptance of licence fees. The system of issuing Demand Notices was altogether discontinued. During the year under report licences, with provisions for renewal on the same form for five years, were issued. This improvement in the New Renewal System has saved re-writing work of licences, annual Demand Registers, Licence Registers, etc., and printing and stationery cost has also been reduced. The new system has secured the speedy collection of revenue and is found highly advantageous in its actual working.

Encroachment Section.

In this Section, an important decision was taken in July 1956 according to which no new Reserved areas are to be created and no new licences excepting itinerant hawker licences are to be issued unless considered necessary under special circumstances. In the light of this policy, only one new Reserved area was created at Matunga Labour Camp.

High Court Cases. During the year, three High Court Cases, filed by the aggrieved licensees, were decided in favour of the Corporation.

Number of Hawkers' Licences. The total number of hawkers and squatter licences issued during the year was 40,727 (inclusive of 804 for the previous year); A month-wise statement showing full details of various types of licences issued is given in Appendix C-1.

Financial. An amount of about Rs. 4,06,943 was realised as licence fees; The removal charges recovered under Section 490 amounted to Rs. 1,85,468 (*vide* Appendix 'C'); The outstanding amount of licence fees from squatter licences as on 31st March 1957 was Rs. 46,490.

Encroachment Removal Action. During the year, the Encroachment Removal Section tackled 1,05,459 hawkers and seized 2,43,156 articles from them. 2,047 hand-carts were seized. The total collection by way of redemption charges amounted to Rs. 1,84,966 as per details in Appendix 'D'.

Auction Sale of Unauthorised Goods. During the year, there were in all 1,296 auction sales, out of which 1,250 were in respect of perishable goods and 46 for non-perishable goods which were seized by the Encroachment Removal Section and which were not redeemed by the hawkers concerned. An amount of Rs. 8,821.31 was realised from these.

Advertisement Section.

General. This Section enforces Sections 328 and 328A of the Bombay Municipal Corporation Act and thereby regulates various types of advertisements in the City;

Number of Permits. The total number of permits for advertisements issued during the year under report was 3,718 (*vide* Appendix 'E'). The total amount received and held in deposit was Rs. 2,81,866.

Prosecutions. On 31st March 1957, there were 2,092 cases pending in the Courts. During the year, 2,096 prosecutions were launched for contravening Sections 328 and 328A, and convictions were secured in 158 cases; 1,650 cases were withdrawn, as the parties concerned either paid up the permit fees or complied with the requisitions of the department. In five cases, acquittals were granted by the Courts. On 31st March 1957, 2,375 cases remained undisposed of.

Several public institutions doing educational, social and cultural activities were granted free permission **Concession to Public Institutions by way of encouragements.** for display of banners and posters by way of encouragement.

The aggregate collections of the department amounted to Rs. 24,18,277 out of which Rs. 18,79,494 represent total revenue of the department, as against the aggregate amount of Rs. 23,32,600 in the previous year and the balance of Rs. 5,38,763 is lying in deposits which are being adjusted.

Establishment—

During the year under Report 3 employees from the Supervisor Service and one from the menial service were charged for acceptance of illegal gratification, misappropriation of municipal moneys etc. Two of them from the former category were tried and convicted while the cases against one in the Superior Service and one in the inferior service are still pending.

C. K. PATEL,
Superintendent of Licences.

APPENDIX A.

Statement showing the number of licences and permits issued and amount of fees recovered in the year 1954-55 to 1956-57.

Particulars.	NUMBER OF PERMITS AND LICENCES.			AMOUNT OF FEES RECOVERED		
	1954-55.	1955-56.	1956-57.	1954-55. Rs.	1955-56. Rs.	1956-57. Rs.
(1) Commodities and trades (Section 394)*	32,713	33,540	33,296	9,64,004	10,42,805	10,41,858
(2) Steam Whistle blowing (Section 393)	46	47	48	1,000	978	960
(3) Milk Products, Ghee and Butter (Section 412-A)	1,267	1,264	1,207	8,042	7,815	7,535
(4) Factories (Section 390)	155	551	998	17,707	71,525	1,76,830
(5) Transfer of Licence (Section 394 and 412-A)	2,538	1,815	1,925	8,483	6,356	6,589
(6) Transfer of Permits (Section 390)	2	6
Total	36,721	37,217	37,474	9,99,242	11,29,479	12,33,772

* For details please see Appendix A-1

APPENDIX A. 1

Commodity trade wise statement showing the number of licences issued for the year 1956-57 till 20-4-1957.

Commodity or trade.	No. of licences issued.	Commodity or trade	No. of licences issued.
(1) Acetylene Gas	303	(35) Ice Manufacturing	17
(2) Ashes	...	(35) Ice Candies	40
(3) Aerated Waters	78	(37) Lime manufacturing	13
(4) Bakeries	203	(38) Matches (Retail)	4,706
(5) Bidi leaves (dry)	142	(39) " (Wholesale)	44
(6) Bidi manufacturing	1,719	(40) " (Bengal)	22
(7) Bitumen, Tar and Dammer	152	(41) Methylated Spirit	185
(8) Bricks and Tiles	8	(42) Metal casting	271
(9) Bones	2	(43) Noisy Trade	2,177
(10) Butter	593	(44) Non-dangerous Petroleum (Wholesale)	1,043
(11) Celluloid Goods, Camphor, etc.	51	(45) Non-dangerous Petroleum (Retail)	1,691
(12) Candle (manufacturing)	7	(46) Oil (Other Sorts)	3,554
(13) Catgut	3	(47) Oil (Manufacturing)	112
(14) Chemical (Liquid and Non-Liquid)	1,574	(48) Paints, Varnish and Turpentine (Wholesale)	622
(15) Cinema Films (Keeping)	158	(49) Turpentine (Retail)	360
(16) Cinema Films (Shooting)	6	(50) Paper manufacturing	1
(17) Charcoal, Coal and Coke	2,563	(51) Paper Waste (Old)	284
(18) Coconut, Fibre, Flax	110	(52) Potteries	9
(19) Cotton	1,168	(53) Firewood Sandlewood (Wholesale)	444
(20) Cow Dung Cakes (Manufacturing)	...	(54) Firewood Sandlewood (Retail)	7
(21) Dyeing Cloth	168	(55) Smelties	27
(22) Dry Ice	...	(56) Sulphur, Saltpetre	173
(23) Eating House	4,108	(57) Sweetmeat Shops	894
(24) Fat and Tallow (Keeping)	32	(58) Soap Manufacturing	81
(25) Fat and Tallow (Manufacturing)	...	(59) Sugar Refineries	4
(26) Fish, Fins	90	(60) Milch Cattle Stable	7
(27) Fireworks (Retail)	278	(61) Horses	10
(28) Fireworks (Wholesale)	49	(62) Timber, Bamboos, Khokas	1,876
(29) Farriers	57	(63) Bullocks	11
(30) Ghee	621	(64) Tanneries	67
(31) Grain Parching	231	(65) Blowing Steam Whistle	48
(32) Hay, Grass and Straw	59	(66) Fireworks (manufacturing)	1
(33) Hair Dressing Saloon	1,241		
(34) Hides and Skins (dried)	10		
		Grand Total	34,585

APPENDIX B.

The number of prosecutions launched by Licence Section during the years 1954-55 to 1956-57 and the results thereof.

Year	Offence against Section.	No. of cases remaining undisposed on 31-3-56.	Total Number of cases instituted.	Number of cases withdrawn on compliance with law.	Number of cases which resulted in conviction.	Amount of fines inflicted.	Number of cases which resulted in acquittals.	Number of cases remaining undisposed of on 31st March of the year.
1954-55	...	394	2,161	1,496	770	Rs. 19,107	20	418
1955-56	...	394	1,192	444	766	15,534	2	398
1956-57	...	394	2,039	919	938	17,642	8	572
1954-55	412-A	...	24	34	1	5	...	25
1955-56	412-A	...	11	5	2	35	...	29
1956-57	412-A	29	20	16	2	10	...	31

APPENDIX C.

Statement showing the number of Hawkers and Squatters' licences issued and amount of fees collected during the years 1954-55 to 1956-57.

	NUMBER OF LICENCES ISSUED.			AMOUNT OF FEES COLLECTED.		
	1954-55	1955-56	1956-57	1954-55	1955-56	1956-57
				Rs.	Rs.	Rs. a p.
Squatters' fees collected in Reserved Area (under Section 313)	21,185	31,686	34,214	4,06,255	3,84,512	3,82,828 8 6
Fees received from itinerant hawkers' licences (under Section 318-A)	5,017	6,187	6,513	23,349	22,208	24,114 6 0
Total	26,202	37,873	40,727	4,29,804	4,06,720	4,06,942 14 6
Recovery of expenses (under Section 490) for Removal of encroachment under Section 314	1,78,121	1,77,069	1,85,468 3 0
Total	26,202	37,873	40,727	6,07,925	5,83,789	5,92,411 1 6

APPENDIX C-I

Statement showing the month-wise details of various types of licences issued by the Encroachment Section during the year 1956-57.

Month.	No. of Itinerant Hawkers' Licenses.		Roving Hand-cart Licenses.		Stationery Hand-cart Licenses.		Squatters' Licenses						Other Squatters.	
	No. renew-ed.	Newly issued.	No. renew-ed.	Newly issued.	No. renew-ed.	Newly issued.	Typists.	Barbers.	Cobblers'	No. renew-ed.	Newly issued.	No. renew-ed.	Newly issued.	No. renew-ed.
April 1956	204	64	267	3	381	18	41	...	175	6	184	5	2,058	22
May	204	59	266	7	378	11	41	...	175	7	184	5	2,048	27
June	204	75	263	7	375	18	41	...	174	6	184	5	2,043	41
July	181	51	260	7	370	23	41	...	174	7	181	5	2,024	43
August	183	70	259	7	366	24	41	...	173	7	180	8	2,017	54
September	183	97	259	7	366	25	41	...	173	8	179	9	2,010	54
October	166	98	257	11	363	33	40	1	171	9	179	10	1,919	63
November	167	110	257	11	359	39	40	1	171	11	178	14	1,900	72
December	169	147	257	11	356	49	40	2	170	11	174	16	1,884	82
January 1957	152	119	253	10	351	52	40	2	168	12	172	20	1,829	79
February	152	149	253	10	342	49	40	1	167	11	167	23	1,758	79
March	152	182	253	10	323	51	37	...	158	10	156	24	1,594	82
Total	2,117	1,191	3,104	101	4,330	392	483	7	2,049	105	2,118	144	23,084	698

APPENDIX D.

Summary of Encroachments seized and the revenue realised during 1956-57.

Lorry Supervisor No.	No. of Hawkers tackled.	No. of items seized.	No. of Unauthorised Hand-carts			Collection Realised.			Total		
			Rs. 25.	Rs. 20.	Rs. 6	Lorry Supervisor.		Preventive Squad.			
						Rs.	a. p.			Rs.	a. p.
I	20,170	41,762	62	286	77	23,200	9 0	9,819	10 0	33,020	3 0
II	16,435	38,977	94	235	136	21,219	6 0	7,063	6 0	28,282	12 0
III	20,983	51,342	94	312	36	22,743	8 0	10,368	12 0	33,112	4 0
IV	16,292	34,755	85	337	119	20,829	10 0	9,000	8 0	29,830	2 0
V	16,541	38,568	127	386	95	23,903	9 0	8,572	12 0	32,476	5 0
VI	15,078	37,752	142	343	81	21,445	5 0	6,799	0 0	28,244	5 0
Total ...	1,05,499	2,43,156	604	1,899	544	1,33,341	15 0	51,624	0 0	1,84,965	15 0

APPENDIX E.

Statement showing the number of permits for advertisements issued and amount of fees collected during the year under Section 328 and 328-A.

Particulars.	No. of permits issued.			Amount of fees collected.				
	1954-55	1955-56	1956-57	1954-55	1955-56	1956-57		
	Rs.	Rs.	a. p.	Rs.	a. p.	Rs.		
Wall posters, hoardings and boards ...	1,432	1,616	1,585	1,60,642	1,44,746	6 0	1,53,867	6 0
Movable boards on hand-carts, etc. ...	517	420	395	80,778	86,652	4 0	82,570	6 0
Illuminated advertisements and sky-signs ...	937	1,012	963	99,277	1,33,135	4 0	1,31,877	14 0
Non-illuminated sky-signs and advertisements	648	633	691	24,457	22,500	9 0	23,794	12 0
Non-illuminated kiosks (number of kiosks).	23	25 (5,122)	21 (5,302)	12,165	12,755	0 0	13,255	0 0
Wall paintings	88	44	63	21,152	7,903	0 0	7,247	4 0
Auctioneers
Space rent
Composition for delay	12,499	16,589	3 0	10,106	2 0
Total ...	3,645	3,800	3,718	4,15,970	4,24,291	11 0	4,22,718	12 0

APPENDIX F.

The number of prosecutions launched during the year under report and the results thereof as compared with those of the preceding two years are as under :—

Year.	Offence Against Section.	Number of cases remaining undisposed of on 31st March 1956.	Total Number of cases instituted.	Number of cases withdrawn on compliance with law.	Number of cases which resulted in conviction.	Amount of fines inflicted.	Number of cases which resulted in acquittals.	Number of cases remaining undisposed of on 31st March of the year.
1954-55	... 328 and 328-A	...	4,508	3,354	38	390	9	1,974
1955-56	... Do	...	3,534	3,350	59	670	9	2,092
1956-57	... Do	2,092	2,096	1,650	158	1,347	5	2,375

SHOPS AND ESTABLISHMENTS

Shri N. M. Haeems, B.A., continued to hold the post of Chief Inspector, Shops and Establishments, during the year under report. He looked after the administration of the Theatre Tax also.

2. *Registration of Shops and Establishments.*—The total number of establishments on 31st March 1956 and on 31st March 1957 under the various categories stood as under:—

Category.	31-3-1956.	31-3-1957.
Shops	66,067	68,689
Commercial Establishments	19,432	20,119
Residential Hotels	265	306
Restaurants and Eating Houses	5,391	5,690
Theatres, etc.	75	80
Total	91,230	94,884

There is an all round increase in all the five categories of the establishments covered by the Shops and Establishments Act, during the year under report, especially in category I, viz., shops, where the increase is by 2,622 over the figure of the preceding year.

3. *Complaints.*—2,006 complaints were received during the year under report, in addition to 46 complaints pending at the close of the preceding year. Of these, 1,991 complaints were investigated, while in 61 cases, investigations were not complete till the close of the year under report. Action was taken wherever necessary.

4. *Mass Raids.*—402 mass raids—266 during day and 136 during night time, were carried out during the year besides the visits paid by the respective Inspectors during the course of their usual duties.

5. *Visits and re-visits.*—The total number of visits and re-visits paid to the different types of establishments during the year under report was as under:—

Category.	Visits.	Re-visits.	Total.
Shops	42,773	13,309	56,082
Commercial Establishments	5,929	1,970	7,899
Residential Hotels... ..	235	50	285
Restaurants and Eating Houses	3,763	1,122	4,885
Theatres, etc.	91	24	115
Total	52,791	16,475	69,266

6. *Prosecutions.*—Statement showing the number of prosecutions launched, fines inflicted, etc., during the year ended 31st March 1956, as also for the year ended 31st March 1957, is given in Appendix 'A' below:

APPENDIX A.

Year.	Cases pending from the previous year.	Cases filed.	Cases disposed of					Total.	Cases pending at the close of the year.	Fines.	Average fine per case
			Convictions.	Withdrawals.	Acquittals.	Abated.	Discharged.				
1955-56.	708	4,840	4,764	26	11	Nil.	Nil.	4,801	747	Rs. 1,50,818	Rs. a. p. 31 10 6
1956-57.	747	5,276	4,930	23	78	1	53	5,085	938	1,71,566	34 12 10

Withdrawals and Acquittals.

During the year under report, 23 cases were withdrawn as the accused immediately complied with the requirements of the Act and 78 resulted in acquittals, while one case abated on account of the death of the accused. In 53 other cases, the accused were warned and discharged by the trying courts and revision applications are proposed to be filed in certain deserving cases.

Details of the withdrawals and acquittals are as per Appendixes 'B' and 'C' below:—

APPENDIX B.

Withdrawals.

No. of cases withdrawn.	Reasons.	Remarks.
2	Death of the accused	
2	Closure of the establishment	
4	Establishments changed hands	... Accused out of bounds and not traceable.
1	Establishment covered under Factories Act.	
4	Offences being of technical nature.	
10	Being against medical practitioners	... Withdrawn pending Government decision on their representations to Government for exemption from certain provisions of the Bombay Shops and Establishments Act, 1948 and Rules thereunder.

APPENDIX 'C'

Acquittals.

No. of cases acquitted.	Reasons.	Remarks.
11	Benefit of doubt.	
5	On grounds of fact.	
3	Lenient view taken by Courts	... Breaches being of a technical nature.
1	Do.	... Accused being ex-military official.
1	Establishment treated as one dealing in funeral requisites.	
14	For want of independent evidence.	
43	The Learned Magistrate upholding the defence plea that vegetable stall holders do not fall within the purview of the Bombay Shops and Establishments Act, 1948.	Revision application in High Court against the decision is contemplated

78

N.B.—Some of the Courts continued to inflict fines below the minimum of Rs. 25 per count prescribed under the Act.

7. *Financial.*—Government sanctioned a Grant-in-aid of Rs. 1,49,198 for the year 1956-57 to meet part of the expenditure incurred during the year 1955-56 towards the administration of the Bombay Shops and Establishments Act, 1948 and the amount of Rs. 15,145-10-0 was realised by the Municipality by way of registration fees, etc., during the year.

While furnishing figures of fines inflicted and expenditure incurred on account of the administration of the Shops and Establishments Act during the year 1955-56, it was again pointed out to Government, that in view of the additional responsibility placed on the Corporation for the administration of the Payment of Wages Act, 1936, (with effect from 1st April 1955), the expenditure borne by the Corporation had increased and the Government was requested to take this factor into consideration while deciding the grant-in-aid payable to the Corporation. However, from the grant sanctioned by Government for the year 1956-57, it is evident that Government have not so far taken any steps in this direction.

Income from registration etc., fees for the year 1956-57 was Rs. 15,659-7-9 inclusive of Miscellaneous Receipts amounting to Rs. 2,300-11-9 and fines inflicted amounted to Rs. 1,71,566-0-0, as against the total expenditure of Rs. 2,05,342-11-5 (exclusive of Provident Fund and leave contributions and Supervision charges).

Payment of Wages Act, 1936.

Government by their Notification No. 729-48, dated 3rd March 1955 made the Payment of Wages Act, 1936 applicable to all establishments governed by the Bombay Shops and Establishments Act, 1948 with effect from 1st April 1955; the Inspectorate under the Bombay Shops and Establishments Act, 1948 being deemed to be Inspectors for the purpose of enforcement of the Payment of Wages Act also. Since Government have not so far amended this Act to suit its applicability to establishments covered by the Bombay Shops and Establishments Act, the Inspectorate continued to do propaganda work in respect of the Payment of Wages Act at the various establishments visited by them under the Shops and Establishments Act and instructed parties in respect of the implications, scope and requirements of the Act.

480 complaints were received in respect of the Payment of Wages Act, out of which, 232 disputes between employers and employees were brought to a compromise. Investigations in 7 cases could not be proceeded with either for want of correct names and addresses of the employers or establishments having closed down, etc., while 16 cases were found to be not falling within the purview of the Act.

5 cases were filed by the department before the Authority under the Payment of Wages Act during the year under report, whereas in 6 cases the complainants had themselves approached that Authority. In 8 cases, the complainants had approached the Commissioner of Labour direct, while in 125 cases, investigations revealed that the same were either fictitious or had no sufficient evidence to contemplate action. Thus 81 disputes remained pending disposal at the close of the year under report.

Theatre Tax.

Rates of Theatre Tax.—Corporation sanctioned the levy of Theatre Tax for the year 1956-57, at the rates shown in Appendix 'D' below, which were the same as for the previous year:—

APPENDIX 'D'

Type of Entertainment.	Amount of Tax.
(1) Class I Cinema Theatre	Rs. 10 per show.
(2) Class II Cinema Theatre	Rs. 7 per show.
(3) Drama, Concert, Variety Entertainment or Tamasha	Rs. 7 per show.
(4) Circus, Carnival or Fete	Rs. 10 per day.
(5) Any other entertainment	Rs. 7 per show or if there are no separate shows Rs. 7 per day.

A rebate of 12½ per cent. and 20 per cent. was allowed on these taxes to Class I and Class II Cinema Theatres respectively, on condition that they paid the tax in advance for the anticipated number of shows for the full month within the 1st five days of the month. There were in all 30 Class I and 27 Class II Cinema Theatres (One Cinema Theatre started from 17-3-1957) and the tax was generally paid regularly. Reclassification of 3 Class II Cinema Theatres into Class I and 2 Class I cinema Theatres into Class II during the year under report, has augmented the revenue by about Rs. 3,000. Theatre Tax was also recovered in respect of the various dramas, dances, variety entertainments, programmes, etc., held in different Halls, Theatres and other places in the City, wherever admission was on payment.

Exemption from payment of Theatre Tax was granted to performances held in the aid of bonafide charities or for advancement of cultural or educational activities and those exempted from entertainment duty under the Bombay Entertainment Duty Act, 1923.

Recourse had to be taken to Section 471 for non-submission of returns in the prescribed form 'A' along with the tax payable in respect of performances of shows under the provisions of Section 191(h) of the Bombay Municipal Corporation Act. During the year under review, 14 prosecutions were launched against recalcitrant organisers of tamasha performances, for failing to submit the returns together with the tax payable in respect of the tamasha performances and four of them resulted in conviction; the accused persons being fined Rs. 25 in each case and the remaining 10, adjourned to next year. Besides, civil action was also taken for the recovery of tax during the year under report and civil suits were filed against two parties, one of which has already been decided and the other is adjourned to the next year.

The total income derived during the year by way of Theatre Tax was Rs. 5,74,843-4-0 as against the expenditure incurred, viz., Rs. 17,583-1-0 (exclusive of Provident Fund and leave contributions and Supervision Charges.)

The total income of the Department during the year under report was Rs. 5,90,502-11-9 comprising of (1) Registration, etc., fees Rs. 13,358-12-0, (2) Miscellaneous Receipts Rs. 2,300-11-9 and (3) Theatre Tax Rs. 5,74,843-4-0 which is an increase of about Rs. 9,000 over the figure for the preceding year.

N. M. HAEEMS,
Chief Inspector,
Shops and Establishments.

MARKETS & SLAUGHTER HOUSES

Dr. L. M. Hira, G.B.V.C., M.R.S.H., was in charge of the department throughout the year under report except for a period from 23-5-1956 to 14-9-1956 when he was away on leave to the Continent where he took an opportunity of studying the working of important markets and slaughter houses in the European countries. Shri V. G. Sukhtankar, B.A., Assistant Superintendent of Markets, looked after the work in his absence in addition to his own duties.

Consequent upon the retirement of Dr. Y. S. Wakankar, Dr. S. A. Malandkar was appointed to officiate as Senior Assistant to the Superintendent of Markets and *vice* him, Dr. V. Periyar was promoted as acting Chief Inspector, Markets.

Dr. D. M. Bailur, on his return, from 2 years study leave, was posted to work as Veterinary Assistant in charge Madanpura Division.

2. While every market throughout the city makes its own valuable contribution to the vital task of distributing food to the citizens, Arthur Crawford Market can be said to be the heart of the Fruit, Flower, Fish and Meat industry of Bombay. Fresh wholesome food being a daily necessity, the markets play an important role in the economic life of the city in as much as they are called upon to handle enormous quantities of food for local consumption as well as for trade purposes elsewhere.

3. There were in all 44 markets spread all over the city. Out of these, 21 Markets including one squatter area at Parel Village, as also the Plantain Market at Byculla were the property of the Municipal Corporation, while the rest along with the open air private market at Tokerséy Jivraj Road, Sewree, were owned by private individuals and trusts.

The license fees realised from the owners of the Private Markets amounted to Rs. 39,861-2-0 as against Rs. 87,234 in the previous year, an amount of Rs. 1,09,883-10-0 being held in deposit pending final adjustment.

4. There were 187 outside Meat Shops during the year for the sale of Mutton, Beef and Pork in the City and the licence fee recovered amounted to Rs. 14,145-8-0.

5. There has been a steady rise in the income of the department. The total receipts during the year amounted to Rs. 38,98,658-11-6 as against Rs. 39,63,514-8-6 during the previous year despite lean fish and fruit seasons. This slight short fall in revenue was due to the large amount held in deposit mentioned in previous para. On the whole, there had been an improvement upon the previous year performance by about Rs. 45,000. Appendix 'A' shows the details of receipts under different items of revenue together with those of the previous year.

6. The work of collecting fees on the parcels arriving at the Scale-shed of Arthur Crawford Market continued to be done departmentally. The revenue collected from this source amounted to Rs. 4,61,604-11-6 as compared with Rs. 4,96,770-8-6 during the preceeding year. The fall in revenue was chiefly due to the reduction in the Mango, Orange and Sweet-lime parcels received in the market because of the damage caused to the fruit crops in the producing areas by unseasonal rains and inclement weather. As a result the price of mangoes had gone up to Rs. 6 per dozen and oranges and Sweet-limes to Rs. 4 per dozen as against Rs. 2-4-0 during previous year.

7. *Fishing season.*—The fishing season during the period under report was also unfortunately far from satisfactory and caused serious hardship to fishermen and consumers alike. Untimely storms in May 1956 round about the Greater Bombay area also adversely affected to some extent the fish landings at the wholesale fish section, Arthur Crawford Market.

The total quantity of fish brought to the Municipal Markets during the year was 26,533 tons as against 29,054 tons during the previous year.

The decrease in supply is indicative of poor fishing season. Supplies to the City would have been poorer still had it not been for a good fishing season off Saurashtra Coast, most of the fish from which area was transported to Bombay for disposal. The New India Fisheries Ltd., Bombay, who have been operating with the help of Japanese technicians also landed a good catch and thereby added materially to the fish supply of the City.

8. *Marketing facilities.*—Inadequacy of space at the Scale-shed and in the wholesale fish market, and other difficulties about marketing of fruit and fish have been engaging the attention of the department for some time. Fish Advisory Committee appointed by the Government of Bombay visited the Fish section of the Crawford Market and held a number of meetings to discuss the question in all its aspects and made inter alia the following recommendations:—

"A large and well-planned wholesale fish market being an urgent necessity, the Bombay Municipality be requested to take immediate steps to shift the Conservancy Vehicle Depot on the Platon Road near Crawford Market to Frère Road and to construct a new wholesale fish market on the Platon Road plot. Government be requested to extend a loan of Rs. 20,00,000 to the Corporation for this purpose."

The feasibility of implementing this recommendation was being examined by the department.

A number of representations were received from retail fisherwomen, dealers and others against the alleged unfair and arbitrary fixation of fish prices by brokers in the wholesale fish section of Arthur Crawford Market. Efforts were made to bring about conciliation between the parties concerned with a view to promoting the best interest of, and joint relationship between, those engaged in the trade.

To relieve acute congestion prevailing at the Scale-shed of Arthur Crawford Market the fruit wholesalers were provided with additional accommodation by removal of existing purveying shops therefrom.

9. *Refrigeration facilities.*—The Cold Storage Plant at Arthur Crawford Market continued to meet the requirements of the fish, fruit, meat and poultry trade. It is operated by ozone generator for deodorising and destroying bacteria and is capable of holding the perishable produce in its three chambers at temperature varying

from 25°F to 40°F. The revenue from this source was steadily increasing. The approximates of the weights of goods deposited and the amount realised by way of fees at the Cold Storage during the year 1956-57 were as under:—

Commodity	Year ended		Amount realised	
	31st March 1957	31st March 1956	1956-1957	1955-1956
Fish	Lbs. 67,93,850	Lbs. 54,43,960	} 74,646 4 6	} 54,081 14 0
Mutton and Kena	11,97,890	6,78,980		
Fruit and Vegetables	37,82,720	27,11,930		
Eggs	18,93,400	11,77,400		
Milk and Milk Products	13,64,500	7,35,420		

10. The stalls in the various Municipal Markets continued to be well occupied throughout the year. In the Erskine Road and Chowpatty Markets, however, some stalls remained vacant due to unfair competition from the outside squatters in the vicinity of these markets. As a result of sustained removal action, coupled with efforts to induce the squatters to take up stalls in the markets, the situation was slightly improved. Appendix 'B' shows the number of stalls occupied and vacant and the gross receipts and expenditure, in respect of Municipal Markets and squatters areas.

11. All the Markets including those licensed were regularly supervised. All obstructions and encroachments as also nuisance caused on account of throwing of refuse in the passages of the Markets and indiscriminate spitting of pan juice etc., were dealt with. Market sanitation could be substantially improved if the stall holders were inspired with an intelligent understanding of the dangers and ugliness of insanitation and insanitary habits.

Steps were, therefore, taken to educate the stall holders in the matter of observing clean and healthy habits and inculcating a Civic sense among the persons working in the Markets.

Additions and Improvements.

12. *Additions and Improvements.*—The following improvements and expansions to the Municipal Markets were carried out during the year.

(a) *Arthur Crawford Market.*—Main Market Building and outside shops facing Carnac Road were oil painted. (2) The unpaved portion of the ground between fish and vegetable sections was paved with set stones with a view to facilitate truck-traction and prevent water stagnation. (3) The clock-tower attached to this market which was damaged in the last explosion was provided with new glass dials and electric lights and put into commission. (4) A powerful Mercury light was installed in the centre of fruit and vegetable sections to provide better illumination in the market. (5) A public telephone booth was installed for the convenience of the stall holders and the public visiting the market. (6) A new storage tank was provided in mutton section to facilitate proper washing of the stalls. (7) A portion of the roof over the Provision Section was renewed. (8) Cast iron gate on Palton Road side was replaced by new one (9) The old purveying shops were demolished and accommodated in the old cold storage building with a view to provide additional accommodation to the wholesalers on the Scale-shed.

(b) *Erskine Road Market.*—Twenty-five iron stalls in mutton section and thirty wooden stalls in fruit and vegetable section were converted into R.C.C. rat proof stalls. Thirty one perspex sky lights were also renewed in order to provide better lighting in this market.

(c) *Colaba Market.*—A portion of the market roof was renovated.

(d) *Fort Market.*—Repairs to collapsible gates of the market were carried out.

(e) *Gold Mohur Castle Market.*—A complete new fruit section [consisting of 143 stalls and 15 Bhatthies at the cost of Rs 1,62,335 was added to this market.

Four additional water-closet blocks and one washing place were also provided.

(f) *Kamathipura Market.*—The footpath adjoining the market was provided with iron-railing with a view to prevent squatters nuisance. Open channel drains were also widened.

(g) *Elphinstone Road Market.*—Mutton stalls were provided with zinc sheet tops. Channel drains were improved.

13. *Food Inspection.*—The aim of the department is to provide plentiful and wholesome food supplies for the citizens of this great Metropolis. Inspection of meat, fish, fruits, vegetables, etc., is done by a number of Veterinary Officers and sanitary qualified Inspectors with a view to preventing the exposure of unsound or unwholesome food for human consumption. During the year under report 8,30,262 lbs. of unwholesome food in the aggregate were destroyed as against 6,16,561 lbs. in the previous year.

14. Surprise raids to detect the smuggling of animals, contraband meat and unauthorised slaughter were systematically carried out by the staff specially appointed for this purpose. A new station wagon was purchased at a cost of Rs 17,794-3-6 and put into commission during the year to carry out the above work more effectively. The total quantity of contraband meat seized and destroyed was 36,644 lbs. as against 42,175½ lbs. in the preceding year. In all 648 seizures were effected in different parts of the city and 579 prosecutions were instituted resulting in conviction of 629 persons and recovery of fine amounting to Rs. 4,016. The amount realised by selling 285 seized animals by auction was Rs. 7,432. Besides this, over Rs. 1,055 were recovered by way of penalty for importing animals into the city without requisite permits.

15. *Representation on Committees.*—The Superintendent of Markets continued to serve as a Member of the Bombay State Fruit and Vegetable Market Committee and the Fish Advisory Committee appointed by the Government of Bombay as a representative of the Bombay Municipal Corporation and in that capacity attended a number of meetings at the Bombay Sachivalaya. He was invited to participate in the three-day Symposium (28-30th March 1957) on Raw Hides and Skins—Curing and Preservation, organised by the Council of Scientific and Industrial Research, India at the Central Leather Research Institute, Madras, and contributed two papers (1) Collection of raw hides and skins and suggestions for improved methods, and (2) By-products from the slaughter house and their utilization.

16. *Visit of Foreign Experts:*—

Dr. Hardinge, and Mr. Barlind, F.A.O., experts on Fish and Messrs. C. Ragner B. Juke and C. G. B. Juke, Harbour Specialists were particularly interested in the Marketing of fish and discussed several problems relating to this commodity.

17. *Lectures and Demonstration.*—Lectures and Demonstrations on Food Inspection, Meat Hygiene, etc., were given to Medical and Veterinary students of various colleges as also to students preparing for Sanitary Inspector's Examination.

Special mention may also be made of the visit to the markets of the Government Trainees under the Agricultural and live stock marketing Scheme sponsored by the Directorate of Marketing and Inspection, Government of India. These Trainees were taken around the markets and cold storage and explained the different merchandising practices in respect of fish, fruit, vegetables, poultry and live stock commodities. A few lectures were also delivered for the benefit of the Trainees.

SLAUGHTER HOUSES

18. There are three main Slaughter Houses, and all except the Jhatka Slaughter House which is privately owned, are run by the Corporation. The position of the Bandra Slaughter House is unique not only in the state of Bombay but also in the whole of India, in as much as the output from this centre is probably unequalled anywhere in the country. The revenue derived from this source amounted to Rs. 11,00,239-6-6 as against Rs. 11,12,196-3-0 during the previous year.

19. This main Central Slaughter House located at Bandra, considered by modern standards is completely out of date and needs to be replaced with a new one of modern design. The question of shifting this Slaughter House from its present site has been engaging the attention of the department for some years. It is now proposed to build an up-to-date slaughter house complete with cold storage installation, waste elimination plant, latest equipment and machinery for processing the by-products etc., on an extensive piece of ground reserved for this purpose at Deonar.

20. The number of animals brought to the Fair Ground at the Bandra Slaughter Houses and the number of animals slaughtered as compared with those of the previous year were as under :—

Year.	Animals brought to the Fair Ground.			Animals slaughtered.		
	Buffaloes	Horned Cattle	Sheep and Goats	Buffaloes	Horned Cattle	Sheep and Goats
1956-57 ...	5,912	69,165	16,29,047	5,836	68,547	11,57,642
1955-56 ...	5,925	66,587	15,59,762	5,820	66,049	11,41,595

21. The number of pigs and Pigling brought for slaughter at the Arthur Road Slaughter House during the year under report was 11 739 and 438 respectively. Out of which 11,322 and 438 were slaughtered as against 10,273 pigs and 440 piglings slaughtered in the previous year.

22. The principal causes of ante-mortem rejections were Emaciation, Exhaustion, Pregnancy, Sheep-pox, Foot-rot and other diseases or infections rendering meat unfit for human consumption. In case of buffaloes and horned cattle most of the rejections were due to animals being young and fit for breeding, milch or farm purposes.

23. The main causes of post-mortem condemnation were Cysticercus Bovis, Liver Fluke, Abscesses, Bruises, Emaciation, Sarcocysts, Hydatid Cysts and Parasitic nodular infections of liver and lungs. The causes for rejection of pigs were Tuberculosis, Pregnancy, Cysticercus Cellulosae, Rash, Bruises, Cysts and injuries.

24. Government Veterinary staff was posted as usual in the Slaughter House Compound to inspect the horned cattle, as per the provisions of Cattle Preservation Act. Rigid inspection of slaughtered animals by the qualified Municipal Veterinary staff included ante and post mortem examination, grading and stamping of dressed carcasses and rejection and destruction of unwholesome meat.

25. The approximate weight of dressed carcase meat of buffaloes and cattle was 7,423.4 tons, of sheep and goat 10,335.64 tons and that of pigs 303.26 tons. Most of this meat produced went towards meeting the requirements of the City. The quantity of meat rejected and destroyed as unfit for human consumption was 16.83 tons, 11.77 tons and 6 tons of horned cattle, sheep and goats, and pigs respectively, which worked out to 0.23 0.11 and 2 per cent. respectively of the total meat.

26. Details regarding the number of animals and the fees realised etc., are shown in Appendix 'C'. The Fair Ground Fees at the Bandra Slaughter Houses were collected departmentally. An amount of Rs 85,612-7-3 was recovered at Bandra Slaughter House as Entrance Fee and the same was transferred to Budget 'D'. In addition an amount of Rs. 26,009-12-0 recovered as slaughter fees during 1954-55 was refunded to Budget 'D'.

27. *Improvements effected :—*

- (a) Over 400 Stainless Steel hooks were provided in the beef section to facilitate the hoisting of carcasses.
- (b) A powerful 3,000 candle watt light was installed in the 'Mundi' ground with a view to improve lighting at the Bandra Slaughter House.
- (c) A First-Aid chest was made available for the use of the workers at the Slaughter House.
- (d) The regular removal of offals from day to day at night time, had considerably mitigated the vulture nuisance at Bandra Slaughter House.

28. *Miscellaneous.*—The Committee on Slaughter Houses and Meat Inspection Practices, appointed by the Government of India under the Chairmanship of Dr. Datta, Director, Animal Husbandry and Veterinary Sciences, West Bengal, Calcutta, were furnished the relevant data and were shown round the Bandra Slaughter Houses.

Amongst the other dignatories, who visited the Bandra Slaughter Houses during the year were :—

- (1) Major General P. N. Kirpal, G.O.C., Bombay.
- (2) Mr. F. H. Hoeck, F.A.O., Expert on Hides and Skins.

L. M. HIRA,
Superintendent of Markets and
Slaughter Houses.

APPENDIX 'A'

Statement showing the receipts under different items during the year 1956-57 and those of the previous year.

Serial No.	Particulars.	1956-57.		1955-56.	
		Rs.	a. p.	Rs.	a. p.
1	Stallage charges	11,35,360	12 0	11,40,598	14 6
2	Squatter Fees	9,00,302	6 6	8,78,728	3 0
3	Fair Ground fee at Bandra Slaughter House ..	3,83,321	0 6	4,14,761	6 0
4	Slaughter and removal fees collected at the Bandra Slaughter House, DeLisle Road Sheep Market and Pig Slaughter House.	6,71,820	1 0	6,57,579	13 0
5	Licence fees from stalls and shops in the Municipal Markets	8,170	0 0	7,964	0 0
6	Licence fees for doing different types of business at Bandra Slaughter Houses.	18,908	0 0	16,229	0 0
7	Licence fees from Private Market's owners	* 39,861	2 0	87,234	0 0
8	Licence fees from firms dealing in foreign fish and imported meat, etc.	02,004	0 0	1,400	0 0
9	Licence fees for outside meat shops	14,145	8 0	13,808	0 0
10	Licence fees from butchers in Private Markets	4,387	8 0	4,180	0 0
11	Licence fees from brokers in different Municipal Markets ..	50,600	0 0	66,875	0 0
12	Licence fees from Kamatries, slaughterers etc, in Arthur Road Slaughter House, Zarka Slaughter House, etc.	1,340	0 0	1,340	0 0
13	Scale fees at A. C. Market.	4,61,604	11 6	4,96,770	8 6
14	Sale of the Right of blood at the Bandra Slaughter House ..	23,251	0 0	23,251	0 0
15	Sale of the Right of removing bone pieces at Bandra Slaughter House.	400	0 0	375	0 0
16	Nokarnama Fees	1,360	0 0	1,234	0 0
17	Cold Storage Fees	74,646	4 6	54,081	14 0
18	Ground Rent	27,481	10 0	22,362	2 6
19	Chawl Rent	12,292	5 0	11,933	10 0
20	Miscellaneous Receipts	67,402	6 6	62,808	1 0
	Total Rs. ..	38,98,658	11 6	39,63,514	8 6

* A sum of Rs. 1,09,883-10-0 has been held under Deposit

L. M. HIRA,

Superintendent of Markets and Slaughter Houses

APPENDIX 'B'

Statement showing the number of stalls occupied and vacant, and the Gross receipts and expenditure etc., in respect of the Municipal Markets and squatter areas.

Name of Market	Total number of stalls.		Average No. of stalls vacant per quarter.		Stallage charges 1956-57.	Squatter fees, licence fees etc., 1956-57.	Total gross receipts 1956-57.	Total expenditure 1956-57.	Net receipts 1956-57.	Net receipts 1955-56.	Increase or decrease in the net receipts over the previous year.	Total cost of Markets upto 31-3-57.	Percentage of Net Receipts on the cost.
	1956-57	1955-56	1956-57	1955-56									
Colaba	45	45	4	4	14,373-0	10,881-8-0	25,254-8-0	17,656-7	7,598-1	13,870-14	-6,272-13	97,556	7.8
Fort	170	170	17	14	48,334-6	14,571-15-0	62,906-5-0	20,515-5	42,391-0	38,877-12	+3,513-4	4,30,880	9.8
Arthur Crawford	1,018	1,020	24	23	6,08,197-1	7,15,486-6-0	13,23,683-7-0	3,22,254-10	10,01,428-13	10,09,632-3/6	-8,203-6/6	24,22,789	41.3
Pork(Dhobi Talao)	3	3	5,880-0	8-0-0	5,888-0-0	5,310-14	577-2	3,875-2	-3,298-0	20,888	2.7
Bhuleswar	201	201	16	13	51,649-12	620-8-0	52,270-4-0	16,740-0	35,530-4	35,974-3	-443-15	29,427	120.7
Masjid Bunder	4	4	540-0	9,153-0-0	9,693-0-0	7,734-9	1,958-7	1,586-3	+372-4	17,346	11.0
Erakine Road	815	815	106	130	2,16,636-0	31,359-6-0	2,47,995-6-0	90,695-10	1,57,299-12	1,79,492-13	-22,193-1	5,97,612	26.3
Peddar (Mazgaon)	24	24	9,602-0	27,865-14-0	37,467-14-0	17,723-9	19,744-5	18,364-13	+1,379-8	57,863	34.1
Chowpatty	69	69	17	19	6,837-1	8,027-1-0	14,864-2-0	7,900-0	6,964-2	2,867-8/6	+4,096-9/6	4,67,280	1.4
Ferguson Road...	24	24	4	4	9,133-0	26,570-9-0	35,705-9-0	18,579-6	17,126-3	18,445-1	-1,318-14	25,473	67.1
Kamatipura	84	84	5	6	21,764-6	9,291-8-0	31,055-14-0	17,855-5	13,200-9	15,401-0	-2,200-7	55,498	27.7
DeLisle Roadsheep	48	48	24,260-0	3,150-0-0	27,410-0-0	12,474-6	14,935-10	9,012-15	+5,922-11	25,000	59.7
New Worli	43	43	4	4	20,551-0	21,465-2-0	42,016-2-0	13,374-8	28,641-10	28,607-12	+33-14	1,79,947	15.9
Prabhadevi	9	9	2,940-0	21,403-7-0	24,393-7-0	10,900-11	13,442-12	13,167-4	+275-8	23,819	56.4
Elphinstone Road.	39	39	15,474-0	49,047-3-0	64,521-3-0	25,631-11	38,889-8	43,652-2	-4,762-10	31,843	122.1
Dadar	10	10	4,320-0	1,28,807-2-0	1,33,127-2-0	54,134-9	78,992-9	68,778-3	+10,214-6	1,51,676	52.0
Gopi Tank market	11	11	12,253-0	46,827-8-0	59,680-8-0	15,931-9	43,148-15	28,224-6	+14,924-9	64,790	66.1
*Dongri Ml. Mkt.	31	38	8	6	62,514-2	16,056-8-0	78,670-10-0	23,222-12	55,447-14	43,212-13	+12,235-1
Gold Mohur castle	3,13,799-2-0	3,13,799-2-0	92,898-7	2,20,900-11	2,38,783-9	-17,882-14	5,16,603	42.7
Plantain Mkt. at Byculla	62,081-13-0	62,081-13-0	12,575-11	49,506-2	42,928-9	+6,577-9
Squatter Areas:-
Parel Village	2,240-15-0	2,240-15-0	2,220-8	20-7	53-2	-32-
Total	2,753	2,755	205	223	11,35,360-12	15,18,714-7-0	26,54,075-3-0	8,06,330-7	18,47,744-12	18,66,341-12	+18,608-11-6	52,16,490	...

N.B.—Total net-receipts of 18,66,341-12-0 shown in 1955-56 include a sum of net receipts of Rs. 11,533-8-0 of Nawroji Hill squatter area, which was discontinued from 1-8-1955

L. M. HIRA,

Superintendent of Markets and Slaughter Houses.

APPENDIX "G"

Statement showing the number of animals slaughtered or removed for private slaughter and the amount of slaughter and removal fees, etc., Levied thereon during the year 1956-57.

Description of animals.	April 1956.	May 1956.	June 1956.	July 1956.	August 1956.	September 1956.	October 1956.	November 1956.	December 1956.	January 1957.	February 1957.	March 1957.	Total No. of animals.	Total amount of slaughter fees, etc.	
														Rs.	a. p.
Buffaloes	482	487	487	499	490	486	504	466	503	481	455	496	5,636	87,540	0 0
Cows (Bombay)	8	3	9	4	24	3	4	1	4	5	4	4	73	109	8 0
(Bandra)	3	3	3	0 0
Bullocks (Bombay)	4,647	4,196	4,494	4,692	4,448	5,108	5,433	5,144	5,870	5,835	5,277	5,121	60,265	90,397	8 0
Bullocks (Bandra)	732	735	741	753	732	724	653	597	700	642	600	591	8,200	8,200	0 0
Sheep and goats for Bombay	87,062	89,056	92,043	95,512	83,751	92,182	92,399	91,063	96,083	93,004	82,391	97,777	10,92,323	2,73,080	12 0
Do. Bandra	5,274	5,652	5,837	6,046	5,449	5,563	5,098	4,935	5,540	5,023	4,545	5,353	64,315	12,059	1 0
Pigs imported at Arthur Road Slaughter House.	701	727	990	941	1,101	1,162	905	1,005	1,669	1,016	990	991	12,098	15,122	8 0
Piglings Do. do.	35	25	21	26	29	20	36	54	73	54	32	33	438	438	0 0
Slaughtered piglings imported for private consumption in Bombay	2	2	2	0 0
Pigs slaughtered at Arthur Road Slaughter House	729	735	918	899	1,095	1,006	919	945	1,145	994	937	1,002	11,322	14,152	8 0
Piglings Do. do.	35	25	21	26	29	20	36	54	73	54	32	33	438	164	4 0
Live horned cattle removed to Bombay	1	3	2	...	3	5	2	1	1	1	19	95	0 0
Live horned cattle removed to Bandra	2	2	2	2	2	3	13	26	0 0
Live horned cattle removed for shipping	636	636	636	0 0
Live horned cattle for private slaughter in Bombay	0 0
Live sheep and goats removed to Bombay	5,406	6,448	6,915	11,279	6,124	5,359	7,125	6,184	6,878	7,458	8,509	11,084	88,769	88,374	0 0
Do. do. Bandra	10,391	12,157	12,295	12,541	9,177	8,917	11,962	12,406	15,275	13,690	9,862	11,856	1,40,529	52,698	6 0
Do. do. for shipping	44	...	2	57	7	20	...	20	20	...	20	190	71	4 0
Live sheep and goats for private slaughter in Bombay	14	...	42	56	56	0 0
Live sheep and goats removed by DeLisle Road Sheep Market Fadkarees	3,397	3,777	4,171	8,054	2,379	3,985	4,504	4,144	4,191	3,928	3,403	4,646	50,579	50,579	0 0
Live sheep and goats slaughtered in the chamber of DeLisle Road Sheep Market	1,066	830	1,124	1,087	640	638	892	1,082	1,099	1,312	1,151	2,349	13,270	3,317	8 0
Total	1,19,982	1,24,899	1,30,111	1,43,000	1,15,527	1,25,180	1,30,493	1,28,087	1,39,125	1,33,519	1,18,191	1,41,360	6,49,373	6,97,122	3 0

L. M. HIRA,
Superintendent of Markets & Slaughter Houses.

MUNICIPAL PRINTING PRESS

Shri S. G. Tolat, B.A. (Hons.), was in charge of the Press during the period under report.

200 Tons of Bleached and Unbleached Paper were purchased from the Market during the period under report.

The printing work of the various Departments of the Corporation has been on the increase. Over and above their Budget Estimates, Establishment Schedules, Municipal Chief Auditor's Administration Report Electric Supply, Motive Power and Domestic Electrical Appliances Hire Bill Forms, Mileage Cards, Canteen Coupon Books, several other jobs were also executed for the B. E. S. & T. Undertaking at a total cost of Rs. 94,960-10-0.

The printing work of the Departments of A. M. C. (Extended Suburbs), Dr. Bhajekar Hospital and Public Relations Officer which are new Departments of the Corporation was also carried out at the Press during the period under report.

In addition to the above, 110 voluminous jobs required in connection with the General Elections 1957 were carried out by the Press at a total cost of Rs. 14,620-7-0.

The statement of jobs carried out and the pages printed for the Corporation and its various Committees as well as for the B. E. S. & T. Undertaking during the year under report as compared with those in the previous year is given below :—

Description.	1955-56.		1956-57.	
	Jobs.	Pages.	Jobs.	Pages.
Departmental Printing	...	7,343	6,523	
Departmental Stationery	...	1,166	1,402	
Private Parties Printing	...	62	79	
B. E. S. & T. Printing	...	51	37	
Corporation and its Committees	...		25,147	25,386
Corporation and its Record	...		7,936	7,926
B. E. S. & T. Committee	...		2,842	2,206
Total	...	8,622	35,925	35,518

"The Bombay Civic Journal", the accredited organ of the Bombay Municipal Corporation, continued to be printed and published every month by the Press.

A statement showing the quantity of paper consumed during the year under report as compared with that of the previous two years is given below :—

Description of Paper.	1954-55.		1955-56		1956-57.	
	Rate per lb.	Quantity consumed in tons.	Rate per lb.	Quantity consumed in tons.	Rate per lb.	Quantity consumed in tons.
	Rs. a. p.		Rs. a. p.		Rs. a. p.	
White	... 0 9 0	118½	0 10 0	113½	0 12 2	136½
Badami	... 0 8 1	19	0 8 1	12¾	0 9 0	2¾
Other Kinds	... 0 15 0	39	0 15 6	65½	1 1 0	62
		176½		191½		202½

Profit and Loss Account and Pro-forma Balance Sheet as on 31st March 1957, are appended hereto. The transactions for the year closed with a surplus of Rs. 8,519 on a total turnover of Rs. 9,75,490 as against the surplus of Rs. 6,543 on a total turnover of Rs. 9,63,478 for the previous year.

The work of implementing the recommendations of Messrs. Ibcon Ltd., on the reorganisation of the Press continued under the guidance of the Standards Officer.

The Labour Staff on 28th February 1957 consisted of 230 workers as against 237 on 29th February 1956.

S. G. TOLAT,
Manager, Municipal Press.

MUNICIPAL PRINTING PRESS
Profit and Loss Account as at 31st March 1957

EXPENDITURE				INCOME			
Dr.	Rs.	a.	p.	Rs.	a.	p.	Cr.
Materials—							
Paper, etc, stock at the beginning ...	1,40,753	6	8				
Do. Add Purchases ...	2,78,247	12	8				
Do. outstanding Liabilities ...	18,358	0	0				
Balance in Reserve Bank of India ...	7,455	3	0				
	4,44,814	6	4				
Do. Deduct stock at the end ...	94,055	5	1	3,50,759	1	3	
Ink stock at the beginning ...	466	2	4				
Do. Add Purchases ...	919	13	0				
	1,385	15	4				
Do. Deduct stock at the end ...	169	11	4	1,216	4	0	
Binding Materials stock at the beginning ...	13,197	2	0				
Do. Add Purchases ...	26,206	0	9				
	39,403	2	9				
Do. Deduct stock at the end ...	16,791	12	4	22,611	6	5	
Mono Metal stock at the beginning ...	1,55,019	6	0				
Do. Add Purchases ...	21,934	14	0				
	1,77,014	4	0				
Do. Deduct stock at the end ...	1,68,163	9	0	8,850	11	0	
Lino Metal stock at the beginning ...	56,123	4	0				
Do. Add Purchases ...	7,733	13	0				
	63,857	1	0				
Do. Deduct stock at the end ...	60,664	3	0	3,192	14	0	
Materials Non-consumable and Books and Dead Stock at the beginning ...	11,563	4	0				
Do. Add Purchases ...	2,385	11	3				
	13,948	15	3				
Do. Deduct stock at the end ...	11,264	4	0	2,684	11	3	3,89,314
							15
Out-work ...				6,520	12	1	
Do. outstanding liabilities ...				1,118	0	0	7,638
							12
Wages ...				3,05,758	13	3	
Do. outstanding liabilities ...				800	0	0	3,06,558
							13
Departmental Expenses—							
Rent ...	940	2	0				
Do. outstanding liabilities ...	2,900	0	0				
Repairs and Maintenance—							
(a) Building ...	0	0	0				
Do. outstanding liabilities ...	407	0	0				
(b) Machinery ...	4,626	5	8				
Do. outstanding liabilities ...	1,013	0	0				
Lighting ...	2,617	5	7				
Do. outstanding liabilities ...	243	0	0				
Gas Charges ...	1,103	8	0				
Electric Charges ...	3,370	1	3				
Do. outstanding liabilities ...	345	0	0				
Debt Charges ...	57,992	10	6				
Depreciation ...	99	12	7	75,657	13	7	
General Expenses—							
Staff Salaries ...	78,165	9	9				
Do. outstanding liabilities ...	900	0	0				
Provident Fund ...	21,516	9	0				
Contingencies (Miscellaneous) ...	6,875	3	0				
Do. outstanding liabilities ...	1,992	0	0				
Telephone Charges ...	1,066	4	9				
Advertisement ...	352	4	0				
Printing ...	1,474	12	7				
Do. outstanding liabilities ...	1,300	0	0				
Stationery ...	575	10	0				
Do. outstanding liabilities ...	45	0	0				
Maintenance of Delivery Van ...	306	5	5				
Do. outstanding liabilities ...	762	0	0				
Providing Water Cooler arrangement in the Press ...	2,020	14	7				
Do. outstanding liabilities ...	1,541	0	0				
Expenditure other than Estt. in connection with the re-organisation Scheme ...	17,819	9	4				
Private Works ...	98,244	0	0	2,34,957	2	5	3,10,615
							0
							0
Net Surplus ...							10,14,127
							9
							8,519
							6
							6
							10,22,646
							15
							9

S. G. TOLAT,
M.M.P.

MUNICIPAL PRINTING PRESS

Balance Sheet as at 31st March 1957

LIABILITIES			ASSETS		
	Rs. a. p.	Rs. a. p.		Rs. a. p.	Rs. a. p.
CAPITAL—					
(1) Advances from Net Premia Fund ...	1,60,143 4 9		(1) Plant and Machinery ...	1,74,906 14 9	
<i>Less—Amount repaid</i> ...	1,18,223 11 0		<i>Less—Depreciation up to 31-3-1957</i> ...	1,28,578 5 0	46,328 9 9
	41,919 9 9		(2) Plant and Machinery Depreciation Fund Investments (in respect of Machinery purchased from Surplus Cash Balance), <i>Vide Contra</i>	4,409 0 0
(2) Advances from the Surplus Cash Balance ...	4,409 0 0	46,328 9 9	(3) Plant and Machinery purchased out of Different Special Funds ...	1,16,998 10 3	
Plant and Machinery Depreciation Fund Account ...		4,409 0 0	(4 & 5) Plant and Machinery purchased out of I.—General Supervision, Collection of Revenue, Item No. 7, Conversion of Crusher Godown at Carnac Bridge ...	1,55,903 11 0	
(3) Advances from Capital Works Loan Funds—Plant and Machinery Purchased out of Different Special Funds ...	1,16,998 10 3		Do. Books and Dead Stock ...	11,640 6 0	
(4) Advances from Capital Works—Loan Funds, I.—General Supervision, Collection of Revenue, Item No. 7, Conversion of Crusher Godown at Carnac Bridge ...	4,39,811 0 0		Do. cost of Crusher Building ...	3,47,028 15 3	
(5) Do— ...	1,09,122 4 3		Do. Outstanding Liabilities ...	34,360 4 0	
(6) Advances from Net Premia Fund ...	54,677 0 0		(6) Plant and Machinery Purchased out of Net Premia Fund ...	48,766 3 0	
(7) Advances from Capital Works—Loan Funds—Plant & Machinery purchased out of Net Premia Fund ...	29,564 1 0		Do. Books and Dead Stock ...	3,396 2 0	
(8) Advances from Special Fund charges to be met out of Plant & Machinery Depreciation Fund. ...	2,250 0 0		Do. Outstanding Liabilities ...	2,514 11 0	
<i>Less—Amount Repaid</i> ...	86,492 15 6	6,65,930 0 0	(7) Plant & Machinery purchased out of Net Premia Fund ...	29,564 1 0	
	7,52,422 15 6		(8) Plant and Machinery Depreciation Fund Investment in respect of Machinery purchased from Special Fund ...	2,250 0 0	
	86,492 15 6		<i>Less—Depreciation upto 31-3-1957</i> ...	86,492 15 6	6,65,930 0 0
			Work in Progress ...	1,35,054 12 0	
			Stock of Paper, etc....	1,11,016 12 9	
			Mono Metal—Balance as per last year ...	1,55,019 6 0	
			Do. Additions during the year ...	21,994 14 0	
				1,77,014 4 0	
			<i>Less—Written off</i> ...	8,850 11 0	1,68,163 9 0
			Line Metal—Balance as per last year ...	56,123 4 0	
			Do. Additions during the year ...	7,733 13 0	
				63,857 1 0	
			<i>Less—Written off</i> ...	3,192 14 0	60,664 3 0
			<i>Material Non-Consumable—</i>		
			Balance as per last year ...	5,746 11 0	
			Do. Additions during the year ...	1,497 1 0	
				7,243 12 0	
			<i>Less—Written off</i> ...	1,617 13 0	5,625 15 0
			<i>Books and Dead Stock—</i>		
			Balance as per last year ...	5,816 9 0	
			Do. Additions during the year ...	997 6 0	
				6,813 15 0	
			<i>Less—Written off</i> ...	1,175 10 0	5,638 5 0
			Deposits with Reserve Bank of India ...	7,455 3 0	
Outstanding Advances as on 31-3-1956...		9,57,698 11 3	Bills due from Departments ...	4,30,360 12 6	
Assets purchased out of Revenue ...		430 14 0	Do. from Private Parties ...	33,719 3 0	4,64,079 15 6
		16,74,797 3 0	Dead Stock ...		430 14 0
					16,74,797 3 0

S. G. TOLAT,
Manager, Municipal Press.

THE K. E. M. HOSPITAL AND SETH G. S. MEDICAL COLLEGE

The King Edward VII Memorial Hospital and the Seth G. S. Medical College have completed 29 years of their existence in the year 1956-57, the Hospital rendering medical relief to the sick and the College imparting medical education to the students. A report about the staff, departments and the work that was done during the year under reference in these institutions is given below.

Dean

Dr. S. G. Vengsarkar, M.D., F.C.P.S. held the post of the Dean throughout the year except from 12th September 1956 to 31st January 1957 when he went abroad under Rockefeller Foundation Fellowship. During his absence Dr. A. V. Baliga, F.R.C.S. (Eng.) was looking after the work of Seth G. S. M. College and K.E.M. Hospital, without any remuneration.

Assistant Dean

Dr. V. V. Jadhav, M.B.B.S., held the post of the Assistant Dean throughout the year.

Professorial Staff.

Dr. G. M. Kurulkar, M.B.B.S. Professor of Anatomy (temp.) who retired from 13th July 1953 on account of superannuation, has been continued after superannuation till 12th July 1958 or till the post is permanently filled in, whichever is earlier.

Dr. P. Raghavan, M.D., Hon. Physician was appointed as full time Professor of Medicine from 2nd April 1956. He was on study leave abroad for 9 months from 11th September 1956 under a Rockefeller Foundation Fellowship.

Dr. N. M. Purandare, M.D., Professor of Pathology and Bacteriology was on study leave abroad for 12 months from 20th September 1956 under a Rockefeller Foundation Fellowship.

Dr. U. K. Sheth, M.D., F.C.P.S., B.Sc. (Bom.), was transferred from the T. N. M. College to the Seth G. S. M. College as Professor of Pharmacology.

Dr. W. B. Bhawe, M.B.B.S., Ph. D. was transferred to the T. N. M. College as Assistant Professor of Pharmacology from 12th April 1956.

Dr. R. G. Chitre, M.Sc., Ph. D., F.R.I.C. Assistant Professor of Biochemistry was on deputation to Burma under the W. H. O. Scheme from 6th October 1956.

Shri S. K. Gokhale, M.Sc., A.I.I.Sc., F.R.I.C., was appointed as post-graduate teacher in Biochemistry for a period of two years from 6th October 1956.

Dr. R. S. Satoskar, M.B.B.S., was on study leave abroad for two years under Messrs. Glaxo Laboratories Scholarship from 9th September 1955.

Study Tours.

During the year under reference, Dr. S. G. Vengsarkar, M.D., F.C.P.S., Dean, had gone abroad for four months from 12th September 1956 under Rockefeller Foundation Fellowship and visited wellknown medical institutions in U. S. A., Canada, U.K., and the Continent.

Dr. P. Raghavan, M.D., Professor of Medicine, Dr. N. M. Purandare, M.D., Professor of Pathology and Bacteriology and Dr. P. K. Sen, M.S., Honorary Surgeon, K. E. M. Hospital, went to the U.K. and U.S.A. on study leave on Rockefeller Foundation Fellowships.

Dr. C. J. T. Pinto, M.S., F.R.C.S. Honorary Surgeon, K. E. M. Hospital, was in U.S. A. on 15 months study leave from 15th January 1957 with the help of Lederle Fellowship.

Educational Programme.

A change from the orthodox method of teaching the undergraduates in the pre-clinical subjects was introduced during this year. The time-honoured practice of imparting knowledge in the basic medical subjects of Anatomy, Physiology and Pharmacology by mere lectures in a class room when even the young students are eager to see a patient and wondered why they could not see one, was remedied by taking the pre-clinical students to the out-patients departments of Medicine, Surgery, Physiotherapy, Occupational Therapy, etc., thus bringing them in contact with the sick and the disabled and acquainting them with the altered Physiology, Psychology and the living human anatomy. A significant step towards integrated teaching was thus introduced during this year.

The class room lectures were reduced to some extent and the students took part in symposia and tutorial classes which the Professor or the Assistant Professor attended giving guidance to the students whenever necessary. A batch of 10 to 12 students was allocated a subject for discussion. The discussions were held under the direct supervision of the Demonstrators. An attempt was thus made to encourage each individual student to pay closer attention to the subject.

The clinical periods as well as the number of lectures were reduced and the students were encouraged to have group discussions and were helped to pay more attention to ward work.

In some of the units, postgraduate students were allowed more independence and encouraged to shoulder greater responsibility. Lectures and weekly clinical meetings were also held for the postgraduate students.

Research Activities.

A number of research activities were carried out at the Hospital and College under the auspices of the I.C.M.R., C.S.I.R. the K. E. M. Hospital and Seth G. S. M. College Research Society and through the help of some pharmaceutical firms like Unichem Laboratories, Ciba Pharma. Ltd., and Himalaya Drug House. Reference is invited to appendix No. 33 regarding the details of the subjects of research. (printed in departmental copies).

Library.

During the year, 237 books were added to the Library as against 167 books added during the previous year. Out of these, 57 were presented to this Library as stated in Appendix No. 32 (printed in departmental copies). Our grateful thanks are due to the donors.

The number of books and periodicals issued for reading on the premises of the Library to undergraduate and postgraduate students and teachers was 30,966. 1,840 books and 2,093 periodicals were issued on loan outside the Library to our Honorary and Professorial staff, Resident Medical Officers of the K. E. M. Hospital and Demonstrators and Lecturers of the Seth G. S. Medical College and on inter library loan to the libraries of the Haffkine Institute, Tata Memorial Hospital, Indian Cancer Research Centre, the College of Physicians and Surgeons of Bombay, Topiwalla National Medical College and the Municipal General Hospital, Sion.

217 periodicals were borrowed on inter-library loan from the various medical and research institutions in the neighbourhood and the Bombay University Library to meet the needs of our readers.

As in the past, reference material was supplied by this Library throughout the year to the Microfilm Service Unit at the Tata Memorial Hospital for providing microfilm and photostat copies required by institutions throughout India.

Museum.

50 wet and dry specimens were replaced in the Anatomy Museum during the year. The total number of wet and dry specimens in the Anatomy and Comparative Anatomy sections stood at 1,752. In the Pathology Museum 40 new specimens were mounted and 109 old specimens were remounted during the year. The total number of specimens in the Pathology Museum was over 1,900. In the Artist's section, 1,333 graphs, photographs, photo-micrographs, etc., were prepared during the year.

Hostel.

The number of students residing in the Male Students' Hostel was 147 and that in the Lady Students' Hostel was 28. Both the hostels were fully occupied and a number of applications for rooms had to be turned down for want of vacancies.

Gymkhana.

The College had numerous successes in the field of sports and cultural activities during the year. Instead of holding the Annual Athletic Sports in January-February as usual, they were held early in December so as to enable the students to prepare themselves better for the Inter-collegiate and Bombay State Medical Athletic Competitions. This innovation bore immediate fruit when our team registered its maiden success in the Bombay State Inter-medical Athletic meet held at Ahmedabad on the 4th, 5th and 6th January 1957 beating the Grant Medical College by 23 points. Smt. S. M. Gokarn won 8 events and Shri A. J. F. Sequeira won the walking race for the second consecutive year. In the annual athletic sports, Shri A. J. F. Sequeira won the Men's Championship for the second consecutive year. Smt. A. S. Dehlavi claimed the Women's honours. Dr. B. G. Vad presided and gave away the prizes.

Our Team won the Inter-collegiate Gujarat Debating Trophy for the second consecutive year. Sarwashri R. K. Atha and A. V. Shah were awarded the best speaker's prize on the proposition and opposition sides.

Our College gained the distinction of being the first college ever to figure in the finals of the Bombay State Mahotsava (Gujarat Drama section). Smt. V. Desai, Sarwashri R. K. Atha and M. Shah were awarded merit certificates for acting.

Two of our students—Sarwashri C. D'Costa and W. Samarji were selected to represent the Bombay University in the Inter-University Hockey Tournament at Madras and Shri C. D'Costa was appointed Vice-Captain.

Our teams were runners-up in the Bombay City Inter Medical Hockey tournament and the Bombay State Inter-medical College English Debating competition.

In the Bombay State Medical Carrom tournament held at Baroda, Smt. S. Joshi won the Women's Singles Title. In the Badminton Championships, Sarwashri V. S. Palekar and V. K. Sukhthankar were runners-up in the Men's Doubles event.

Our General Secretary was appointed Joint Honorary Secretary of the Bombay State Medical Sports tournaments.

In the Bombay City Annual Medical Ball, our students, Smt. A. S. Dehlavi and Shri W. Samarji were awarded the first and second prizes respectively in the students dancing competition. Smt. U. V. Sami and Shri J. R. De Andrade were elected Joint Honorary Secretaries. Shri W. Samarji was awarded the Rotary Prize for the best student of the year.

General.

The Rockefeller Foundation offered grants-in-aid as mentioned below for establishing full time departments of Medicine and Surgery at this College :—

- (1) Upto \$197,000 (Rs.9,30,000 approximately.) for the purchase of equipment and supplies for teaching and research in connection with the establishment of full time departments of Medicine and Surgery and the further development of the departments of Biochemistry and Pharmacology.

The grant is for use during the 5 year period beginning from 1st July 1956. Any balance of the grant remaining unspent on 30th June 1961 will revert to the Foundation.

(2) Upto Rs. 3,50,000 to provide one-half the costs of construction of an additional laboratory and office space for the teaching and research programme of the College during a two year period beginning on 1st July 1956. Any balance of the grant for construction remaining unspent on 30th June 1958 will revert to the Foundation.

(3) Fellowships and Travel grants for the Dean and the Professors.

The Corporation have to bear the cost of salaries of the staff of the full time departments and half the cost of the construction work.

Dr. M. C. Balfour of the Rockefeller Foundation visited the Department of Anatomy and expressed his satisfaction with the new system of teaching the undergraduate students.

Five oil paintings representing various phases in the evolution of modern medicine were presented to the Department by the Burroughs Wellcome Foundation. The Department also received 54 copies of 'Review of Medical Microbiology' from Messrs. Lange Medical Publication, U.S.A. for distribution to the members of the Staff. A few trainees were sent by other institutions to study the various aspects of work carried out in the Department of Pathology and Bacteriology.

Scientific and Educational films were shown during the year to the staff, students and members of the Nursing staff of these institutions.

Publications.

Subjects of articles published by the members of the Honorary Professorial and other staff during the year are shown in Appendix No. 34. (Printed in departmental copies).

Extension and Expansion of the Hospital and College.

A proud achievement of the year was the grant-in-aid from the Rockefeller Foundation for the establishment of full time departments of Medicine and Surgery. Accommodation for the departments of Research Laboratories and offices of the Heads of the full time units has been provided in the additional floor which is to be constructed over the out-patient department of this Hospital. The construction is estimated to cost about Rs. 7 lakhs which will be shared equally by the Rockefeller Foundation and the Corporation.

On the Hospital side proposals for construction of a ward over the pavilion of Wards Nos. 1 and 5 to accommodate 40 beds for children patients, extension of the eastern pavilion for (1) starting an obstetric department on the ground floor, (2) extension of the existing Gynaec. department on the first floor, (3) an additional ward for female surgical cases on the second floor with an accommodation for 56 beds, were earnestly pursued and the construction of these extensions has been sanctioned and the construction work has commenced in March 1957.

Building of a Convalescent Home was another important feature of the year. The Convalescent Home is situated close to the Hospital and is nearing completion. It will accommodate 120 convalescent patients and the entire Physiotherapy Centre and School. It will have a library and a recreation hall for the patients. Quarters for the accommodation of the medical, a part of the nursing and labour staff, are being constructed in the compound of the Convalescent Home.

Some minor additions, such as construction of a High Power Transformer near the X-Ray department for stepping up the supply of electricity, installation of a Master Tank in the X-Ray department for developing skiagrams, a Hubbard Tank for hydrotherapy in the Physiotherapy department and a Booster Pump in Lady Students' Hostel, were completed.

Another feature of the year was the taking over by the Bombay Municipal Corporation of the building at Dr. Bhajekar Street known as 'Dr. Bhajekar Hospital', with an accommodation of 40 beds where helpless patients suffering from diseases that have no reasonable hope of cure and yet need medical and nursing care will be admitted. The premises were taken charge of by the Corporation from 31st March 1956 and after suitable alterations, the Hospital was declared open on 2nd September 1956 by His Worship the Mayor, Shri Salebhoy Abdul Kader. This hospital fulfils the long felt need for providing accommodation for nursing and medical care for the type of cases mentioned above who are generally not admitted in any general hospital. During the year under report 31 patients were admitted of whom 7 were discharged and 10 died, leaving a balance of 14 patients.

Accommodation in Wards and particulars of Patients.

The number of scheduled beds in the Hospital was 550 but as usual there was constant overcrowding in the wards ranging from 40 to 300 per cent, over the scheduled number of beds in different wards.

The distribution of beds according to departments is shown in Appendix No. 1.

In spite of imposing restriction on admission, the total number of patients admitted for indoor treatment during the year 1956 was 23,874 as against 21,732 in 1955, 20,895 in 1954 and 19,257 in 1953, respectively. The statistical tables attached to this report show in detail the attendance of patients in the different departments of the Hospital during 1956.

The Members of the Medical Relief and Public Health Committee and the Standing Committee (of the Bombay Municipal Corporation) had observed the overcrowded state of the wards during their visits to the hospital. The maximum number of in-patients on a single day during 1956 was 856. Appendix No. 2 shows the particulars of indoor and outdoor patients treated during the year 1956 and 1955 as also the number of operations done.

Results of treatment of the Indoor Patients.

Out of the total number of 23,874 in-patients treated during the year 1956 (709 being the balance of the previous year) 6,405 were discharged cured, 9,844 were discharged relieved, 5,675 either left the Hospital

against medical advice or were otherwise discharged and 1956 died (excluding 4 still born), thus leaving a balance of 703 patients at the end of the year 1956.

Deaths Classified.

Out of 1956 deaths, 669 patients died within 24 hours of their admission, 511 died after 24 hours but within 3 days of admission and 776 died after 3 days of their admission into this Hospital.

Highest Attendance on a Single Day.

The highest number of out-patients attendance on any one day during the year 1956 was 3,464. The highest number of new cases attending the out-door departments on a single day was 888. The highest number of old cases treated in the out-door departments on a single day was 2,654. The highest number of casualty cases brought to the Hospital on a single day was 212.

Outdoor Special Departments and their Working.

Appendices are attached to show the attendance of patients in various departments. Besides the usual departments such as medical, surgical, gynaecological, dental etc., which are found in all general hospital, this Hospital has the privilege of having the departments of Medico Social Service, Occupational Therapy and Physiotherapy. The volume of work done in the departments can be seen from the tables attached.

Medico Social Service Department.

This department started in September 1954 with two medico social workers on the establishment. At present one of the two social workers concentrates on the cases referred by the 'Psychiatry' unit and the other looks after the cases referred from other units of the hospital and attends the case conferences of the Rehabilitation Unit twice a week.

The social workers had to deal with numerous and complex problems regarding the patients. They had to pay visits to the patients' home to study, particularly in psychiatric cases, the effects of family environments, economic, social and vocational factors. The social workers had to find out ways and means to relieve the patients' anxieties. They had to follow up the cases and fix appointments with medical officers at this institution whenever it became necessary to re-check the patients' condition. A special feature of the psychiatric Unit was treatment of patients by group psychotherapy. The social workers were actively engaged in this treatment programme. They interviewed the patients, explained to them the nature of therapy, attended the treatment programme and maintained the records of the cases.

A general classification of the different types of services rendered and the number of patients served is given below:—

Medical cases	No. of cases	Psychiatry cases	No. of cases
Planning of rehabilitation treatment	... 75	Social case histories	... 318
Rehabilitation of patients in society	... 39	Referred to other agencies for specialised treatment.	29
Medical aid, injections, tonics, appliances	... 158	Rehabilitation in society	... 4
Patients attended, follow-up	... 154	Case work service	... 5
Discharge from hospital	... 41	Follow-up	38
Case work service	... 3		
Accommodation	... 10		
Travelling fares for continuing treatment	... 9		
Total	... 489	Total	... 394

One of the medico social workers received a Rockefeller Foundation Fellowship for further training in the subject. The department rendered valuable help to the patients who were referred to them by various departments.

The Physiotherapy Centre and School

Physiotherapy School and Department which was started as a joint venture of the Central Government, Government of Bombay and the Bombay Municipal Corporation with aid from W. H. O. was run for the first time under all Indian staff throughout the year 1956. The last W. H. O. expert, Mr. R. L. Jacques, left at the end of the year 1955 after handing over the charge of the School and Department to Mr. M. Shahani.

Staff.—Shri A. V. Muzumdar returned from W. H. O. Fellowship and was appointed as Assistant Physiotherapist in September 1956. Three posts of Externe Physiotherapists were created for affording an opportunity to those who graduated from the School to gain post-graduate experience.

School—Second Batch 1954-56. All the eight students successfully completed their training and were awarded Diplomas on June 8th 1956 at a function presided over by Shri Morarji R. Desai, the Chief Minister of the State of Bombay.

Third batch—1955-57—Fifteen students were under training. Fourth batch—1956-58—fourteen students were under training.

The teaching programme in Physiotherapy subjects in the School was carried out by Shri Manik Shahani in which he was assisted by Shri A. V. Muzumdar after September 1956. Emphasis on practical class work was increased and courses of instruction and methods of assessment of students were also being modernised.

Facilities for the graduates of the School to do post graduate work in Physiotherapy in some specialised branches were being provided.

Therapy centre.—Clinics for new and old patients, appointment system, etc., were introduced. New treatments and techniques, such as Iontophoresis, manipulations, group exercise therapy etc., were tried.

The number of patients attending the department and the total of treatments given during 1956 as compared to previous two years were as follows:—

	1954	1955	1956
Patients referred to P. T. D.	5,005	5,438	5,549
Total No. of treatments given to patients	74,956	78,466	91,927

Integration with other departments: Medical Colleges.—Medical students in the first year of the College visited the physiotherapy department in order to see the application of knowledge of Anatomy and Physiology in clinical work. Medical students in the 4th and 5th year of the College attended the department in order to observe the application of various physical procedures in the treatment of a variety of conditions referred to the Physiotherapy department.

Clinical departments.—The Honorary Orthopaedic Surgeons visited the department twice every week to review the cases referred by them. Discussions were held. The House Surgeons, staff and students of the Physiotherapy and Occupational Therapy attended these meetings.

Efforts were made by the Head of the Physiotherapy Centre and the Director Occupational Therapy Centre, to co-ordinate the work of the two Departments where such coordination was necessary for ensuring more effective treatment of patients.

Equipment.—Installation of the Hubbard Tank was completed in September 1956. Some more equipment was made available for use in the Gymnasium and the Hubbard Tank section.

Construction.—One wooden cubicle was constructed in the electrotherapy section of the department for giving Ultra-Violet Rays and Short Wave Diathermy treatments to female patients.

Six curtained cubicles and an office for the Head of the Physiotherapy Centre were constructed.

There was a progressive increase in the number of patients referred to the Physiotherapy department as well as in the number of treatments given. Besides this, the training School had in the year 1956 on its register, the maximum number of students so far.

Occupational Therapy Centre and School.

During the year 1956, the Occupational Therapy Centre and School continued to consolidate its work of training and treatment. 12 students of the class were awarded diplomas during the year by Shri Morarji R. Desai, Chief Minister of the State of Bombay who presided over the Convocation of both the Occupational and Physiotherapy schools. The 6th class of students completed their academic requirements and began their practical work in other institutions in December 1956. The following institutions co-operated with this programme:—

Madar Union Sanatorium, Ajmer.
Two Mental Hospitals of Ranchi and Bihar.
Group of Mission hospitals of Miraj.
St. George's Hospital, Bombay.
G. T. Hospital, Bombay.
Children's Orthopaedic Hospital, Bombay.
R. P. T. B. group of hospitals, Bombay.

A seventh batch of 20 students were admitted in June 1956 which included one student from Ceylon and two from Burma who were deputed by the Burmese Government by an arrangement with the United Nations.

Staff of the Centre and School.—The teaching work of the department had increased considerably with the increase in the number of students. Miss Lamote of the United Nations Project worked on a part time basis in the Occupational Therapy Centre and imparted training to the students.

Treatment at the Centre.—The number of patients had also increased. There were 253 patients on the register on 1st January 1956 to which 1,300 were added during the course of the year. The balance of patients at the end of December 1956 was 305 as will be seen from the table in Appendix No. 9 (printed in departmental copies). The number of treatments given to the patients during the year increased by nearly 8,000 which was evenly divided between in-door and out-door sections. These figures do not include the treatments given to the patients in the other hospitals where the students gave a total of well over 5,000 treatments on the prescriptions of the medical staff of those institutions. The School also co-operated with the All-India Occupational Therapists Association in their Annual Conference.

Preparation of artificial limbs at the School.—Mention has to be made of the special programme of making cheap artificial limbs sponsored through a special non-recurring grant of Rs. 2,000 from the Health Minister, Government of India. Under this the staff, students and a craftsman made the Yugoslav type of wooden 'peg-leg' for over 40 patients. Valuable information and experience was gained from this project. The School and Centre also took over the work of making of cheap crutches for patients of the Hospital which were much improved by the addition of padded tops, rubber tips and a hard support and produced at no additional cost.

The School and the work of the Bombay Municipal Corporation were represented by the Director, Mrs. Kamala V. Nimbkar, at the meetings of the Council of the World Federation of Occupational Therapists, the American Occupational Therapy Association and the Canadian Occupational Therapy Association.

U. N. Rehabilitation and Training Centre

During the year under report, the Rehabilitation and Training Centre continued its work as per aims and objects mentioned in the report of the last year. Mr. R. McAdam, the Physiotherapy Expert, having completed his term of contract, left India and was replaced by Mr. John H. Venton-Gough from England. Since last October Mr. A. E. Whiffing has been working as a Prosthetic Expert with the Centre. The other personnel remain the same as before. The Project personnel assist in building and expansion of existing Rehabilitation services at the J. J. Hospital, Nair Hospital, K. E. M. Hospital, Bai Jerbai Wadia Hospital for Children and the Children's Orthopaedic Hospital and help to co-ordinate their activities. They assisted in strengthening the Rehabilitation and training programme of the Occupational Therapy and Physiotherapy departments of the K. E. M. Hospital by improving its facilities and by applying team-work technique to assure co-ordinated approach to individual patients, taking into account not only the medical but also the social and vocational aspects of the problem involved. They also assisted in the same way other institutions in Bombay area by means of regular Case Conferences and provided technical assistance, training and supervision of the therapists and other rehabilitation staff where required.

During the year under report, this Project helped to establish the Department of Physical Medicine at Nair Hospital and it is expected, very soon, a Department of Physical Medicine will be started at the Municipal General Hospital, Sion.

Demonstrations were held at the Topiwalla National Medical College, Nair Hospital and Balabhai Nanavati Hospital for the benefit of the medical profession.

Case Conferences were held regularly every Monday and Thursday in the out-patients department in the K. E. M. Hospital to which cases were referred for treatment and advice from different hospitals and medical practitioners in the City.

Postgraduate training.—During the year under report 5 postgraduate students were trained in the techniques of Rehabilitation of the disabled persons.

Prophylactic Immunization Centre

This Centre continued to work on all the 365 days of the year from 3 P.M. to 5 P.M. so that anti-rabic treatment was given without a break.

The attendance of the patients was progressively increasing and the total number of patients treated during the year 1956 was 19,995 as against 14,800 during the previous year. The patients who attended at the Centre for treatment came not only from the nearby localities but also from far off places like Colaba, Kalyan and Virar. The number of new cases of dog bite who attended the Centre was 2,893 as against 2,333 in the year 1955. Immunization against typhoid, cholera, plague, diphtheria and small-pox was also done at the Centre.

Leprosy Clinic.

An additional activity of the Skin and Venereal department was the Leprosy Clinic for treatment of non-infectious cases of leprosy. This was started in November 1955. Patients suspected to be suffering from leprosy were examined on Tuesdays and Fridays between 8 A.M. and 12 noon. One Medical Officer and one Social Worker from the Acworth Leper Home examined the patients, performed skin biopsy and administered treatment. During 1956, the clinic treated over 500 cases.

Neurological Department.

This department was working throughout the year under report and treated 707 new cases and 864 old cases. 294 cases were admitted as indoor patients and treated.

Neurosurgical Department.

This department had to suspend its work after the first quarter of the year on account of resignation of the Head of the Department. However, steps were being taken to appoint an expert.

Electrocardiograph Department.

The activities of the Department were on the increase. A Technician to help in the increasing work of the department was engaged from January 1957. Electromanometer for manometric studies was provided in the year and a Van Slyke's apparatus for Blood Gas analysis was ordered. During the year 1,690 electrocardiograms were taken.

Electro encephalograph Department.

This department rendered valuable service in the diagnosis of nervous and psychiatric disorders. 610 electro-encephalographs were taken during 1956.

Nursing Staff.

During the year 1956, 35 nurses for Junior examination and 50 for Senior examination were trained, out of these 34 and 48 passed in the Junior and Senior examinations, respectively, held by the Bombay Nursing Council.

The late Dr. R. G. Dhayagude Proficiency Prize was awarded to a member of the nursing staff who was judged to be the best around nurse. Two members of the nursing staff were sent to the Annual Conference of the Trained Nurses Association of India which was held at Calcutta.

The arrangement of sending 3 nurses to the Arthur Road Hospital for training in infectious diseases was continued during the year.

Cost of Nurses' Establishment

The cost of nursing establishment worked out to Rs. 186.62 per nurse per mensem as against Rs. 199.62 in the previous year.

Nurses' Welfare Fund

The Nurses' Welfare Fund was instituted in 1931 for promoting the welfare of the nursing staff and providing amenities. The Fund was managed by a Committee of which the Dean was the President. Every nurse was an ordinary member of the Fund. Functions such as dances, dramas and tournaments were organised and winners were awarded prizes. This provided the members of the nursing staff with opportunities to bring out their talents. A small Library was maintained and a few daily newspapers and periodicals were purchased from the Fund. A sum of Rs. 25,000 was invested in Government Promisory Notes which were kept in safe custody with the Central Bank of India Ltd., Bombay. Several ladies helped in the maintenance of the Fund and took keen interest in the welfare of the nursing staff during the year for which thanks are due to them.

Resident Medical Officers.

The number of Resident Medical Officers during the year 1956-57 was 76. Residential accommodation was provided for 57 in the R.M.O.'s quarters. There were 7 family quarters and 50 single rooms. A few pieces of furniture and some linen were provided for them. The Resident Medical Officers run their own Mess. However, a few servants, some crockery, cutlery and linen were provided from the Municipal funds.

Clerical and other Staff

During the year 1956-57 the supervisory, clerical and technical staff including Compounders, Registration Assistants, X-Ray and Laboratory Assistants, was 130. Some of the staff was provided with free quarters in the hospital compound in order that their services could be available during emergencies.

Labour Staff.

The labour staff, technical and others numbered 684 during the year under report. Some of the essential staff was provided with free quarters in B. D. D. Chawls at Naigaum and some within the Hospital compound. There were altogether 239 rooms available for the labour staff.

Labour Welfare Centre.—The Labour Welfare Centre which was run by the Labour Officer for the recreation, adult education, classes of sewing, needlework and embroidery for the women-folk of the labour staff was functioning as usual. The Centre had provided a radio receiving set for recreation of the staff and swings, see-saw and chute for the children to play. A small creche was provided where young children of the female members of the labour staff on duty were taken care of and were given milk, biscuits and clean linen.

Hospital and College Staff Co-operative Society.

The K. E. M. Hospital and Seth G. S. Medical College Employees Co-operative Credit Society Ltd., worked satisfactorily during the year. The total number of members on the roll at the end of June 1956 was 742. The share capital of the Society amounted to Rs. 1,70,007 on 30th June 1956 as against Rs. 1,57,825 on the corresponding date of the previous year. The amount of loans granted was Rs. 2,98,320. The nett profit of the Society during the year ending 30th June 1956 amounted to Rs. 13,355-1-0 as against Rs. 11,670-14-0 during the last year.

Facilities for Patients and their Relatives

The following are some of the facilities provided for the patients and their relatives at this Hospital.

Gift shop.—The Gift lift shop was started in 1950 in the out-patient department of this Hospital to enable the patients and their relatives to obtain their small requirements such as clean bottles for medicines, cigarettes, biscuits, post cards etc. Penicillin and Streptomycin injections were also sold at the Gift Shop.

Recreation room and library.—A small library was maintained at the Hospital for the benefit of patients. The library was provided with books, magazines, periodicals, daily newspapers, a radio receiving set, indoor games such as carrom and drafts. For bed-ridden patients who were unable to visit the Library a wheeled trolley was provided on which books, magazines, periodicals, cigarettes, biscuits, etc., was taken round the hospital wards.

Family Health Centre.

The Family Health Centre at the Hospital continued to function satisfactorily during the year. The object of the centre was to examine, investigate and advise members of families. In case defects were detected the persons were given the necessary advice. The Centre had on its establishment a Health Visitor who went round visiting families explaining to them the advantages of a routine check up at the Centre. A statement of the work done at the Centre during the year will be found in Appendix No. 28. (printed in departmental copies).

Children's Nursery

It was observed that patients, relatives who come to visit patients admitted into this Hospital were in the habit of bringing young children with them and taking them to the wards thus exposing them to infection. A room in the out-patient department was set aside in charge of a trained nurse and equipped with toys and pictures where the relatives visiting the hospital are persuaded to leave their children.

Ambulance Service

The Hospital has two ambulance cars. The scheduled rate of charges are Rs. 6 for first one hour and then Rs. 3 per half hour or a fraction thereof. The services of the ambulance are available between 8 A.M. to 5 P.M. though emergency calls are answered at all hours. The service is free to all poor and deserving patients.

Advisory Medical Board

During the year 1956, the Advisory Medical Board held 8 meetings inclusive of one special meeting of the Honorary and Professorial staff and discussed problems relating to the working of the institutions.

Staff Society Clinical Meetings.

The Staff Society of the K. E. M. Hospital and Seth G. S. M. College held 10 meetings during the year 1956 including one special meeting when 10 papers on various subjects were read. A quarterly journal named 'Journal of Postgraduate Medicine' was started in the year 1955 and 4 issues were published during 1956. The Journal publishes the various items of research work carried out at these institutions and also at other municipal institutions and the papers read at the meetings. A grant of Rs. 1,000 was sanctioned by the Bombay Municipal Corporation towards the activities of the Society.

K. E. M. Hospital and Seth G. S. M. College Research Society.

The above Society which started functioning from 1955 undertook the following enquiries :—

- (1) Autopsy study on Coronary circulation in normal and abnormal hearts and study of incidence of atherosclerosis.
- (2) Evaluation of value of various activators in E.E.G. diagnosis of Epilepsy.
- (3) Incidence and causation of Hepato-Splenomegaly.
- (4) Study of Plasma protein patterns in normal pregnancy and in Toxaemia of pregnancy by Electrophoresis.
- (5) Hypertension—clinico-pathological co-relation and result of anti-hypertensive drugs.
- (6) Further investigation on the Immunological properties on proteins of human cataractous lenses.
- (7) Menstrual disorders and its relation to hormone imbalance in the body.
- (8) Clinical trials on D860 in Diabetes Mellitus.
- (9) Enquiry on nature of Pathogenic Fungi in common Cutaneous Fungus infections.

Miscellaneous.

The attendance of patients in various departments with other particulars are attached as appendices. A few of the appendices being in detail have been printed in departmental copies of the report.

Visitors to the Hospital and College.

The following is the list of prominent persons who visited the Hospital and College during the year 1956:—

Name of the visitor	Date of visit
Dr. Vine, Director, Medical Services, W. H. O., New Delhi	... 28-1-1956
Dr. Edgar Miller and Dr. (Mrs.) Elizabeth B. Miller from U. S. A. United Medical Mission, Khatmandu, Nepal.	14-3-1956
Members of the Medical Relief and Public Health Committee of the Bombay Municipal Corporation.	28-3-1956
The late Dr. A. K. Pardhy, Superintendent, St. George's Hospital, Bombay	... 17-7-1956
Dr. Maurillo, Chairman of the Licensing Dept. New York State, U.S.A.	... 23-8-1956

Mill and Motor Accident Cases

Appendix No. 6 shows the number of mill and motor accident cases treated during the year 1956 in comparison with those of the previous year.

Certificates and Court Cases.

17,678 certificates of different categories were issued during the year 1956 as shown below. A sum of Rs. 4,685-8-0 was realised on account of fees charged in respect of some types of certificates :—

Kind of certificate	Number issued
Workmen's Compensation Act	... 997
Medical opinion	... 2,147
Police (paid)	... 132
Police (free)	... 2,967
Injury leave to municipal employees (free)	... 275
Insurance	... 55
Ordinary (free)	... 11,000
Essentiality	... 105

Court Cases

In medico-legal cases treated in this hospital, the Resident Medical Officers are summoned by the courts, not only in the City proper but by courts in far off places like Borivali, Kalyan, Panvel etc., for giving evidence. During the year 1956, Resident Medical Officers were summoned to give evidence in 590 cases in different courts in Greater Bombay etc.

School Clinic

During the year under report, the examination and treatment of the School children attending the Municipal Primary schools was continued. 2,019 new cases and 10,464 old cases were examined and treated in the Clinic.

The common complaints were malaria, Anaemia, Bronchitis, Round-worm infection, Cervical Adenitis, Tonsillitis, Otitis Media, Carious Teeth, Vitamin 'A' deficiency.

143 children were operated upon in the Aural department. Refraction was done on 190 children and glasses were prescribed to 154. In addition to 143 children who were admitted in the wards for operations mentioned above, 19 more children were admitted in the wards for various complaints like anaemia, spastic paraplegia

bleeding after tonsil operations etc., Skiagrams, electrocephalographs and electro-cardiographs were taken whenever necessary. 5 children were referred to the Physiotherapy department and 3 children were referred to the Occupational Therapy Department. 71 cases were treated with Massive Vitamin 'A' injection.

The total expenditure of the School Clinic at the K.E.M. Hospital during the year under report amounted to Rs. 18,800.

Shantil Mathuradas Blood Bank

The Shantil Mathuradas Blood Bank worked satisfactorily during the year. Blood was collected from donors who were paid Rs. 10 for 250 c.c. of blood out of the Poor Box Charity Fund to the extent of Rs. 17,635. The number of blood samples supplied for transfusion during the year was 2,009. The investigations carried out in the Blood Bank are shown in the last part of Appendix No. 27 which is printed in the departmental copies.

Dr. Jivraj N. Mehta Pharmaceutical Laboratory.

Dr. Jivraj N. Mehta Pharmaceutical Laboratory manufactured 40,909 bottles of 12 different kinds of transfusions, each bottle containing 500 c.c.s. 4,886 ampouls. of nine different types of injectable solutions were also prepared. The market value of these articles was approximately Rs. 61,605 excluding the cost of empty bottles. Besides these injectables, solutions in bulk were prepared and supplied to wards. About 725 litre of sterile injectable solutions were prepared for the use of surgical wards and 47.7 litre of stains and other solutions were prepared for clinical use. 40 samples of drugs were analysed of which 11 failed to conform to the official requirements.

Donations by Philanthropic Bodies and Persons.

During the year under report the following institutions and persons donated articles as mentioned below. These articles were used for the patients irrespective of race, caste or creed. Many thanks are due to them and also to those who have donated miscellaneous articles.

Name of the donor	Articles donated
The Council of Organisation for Relief Services Overseas, U.S.A., through the kind agency of the Archbishop of Bombay.	Milk powder, Vita, A-D oil, butter dried milk spray butter oil, cheese, wheat.
Bombay Presidency Angling Association	... Fish, fresh.
Shri Deoji Bhimji	... Sweet limes, mangoes.
Dr. Vijayaben Sodawala	... Plantains.
Shri Natwarlal Shah	... Sweet limes.

Expenditure out of the Budget Grants for 1956-57 and Poor Box Charity Fund.

Expenditure out of hospital budget grants.—The total expenditure incurred on the maintenance of the Hospital during the year 1956-57 including liabilities outstanding at the end of the year and exclusive of the cost of the extension scheme, amounted to Rs 29,10,960 approximately as against Rs. 27,62,333 for the previous year. This expenditure was inclusive of the cost of maintenance and treatment of in-patients, the cost of the out-patients departments, medical, nursing, administrative and labour staff as well as the cost of the staff for administration, maintenance and repairs of the buildings. The diet schedules for the in-patients as recommended by the Nutrition Department of the Government of Bombay were continued during the year under report. Appendices Nos. 3, 4 and 5 illustrate the details of cost per patient in comparison with the previous two years.

Poor Box Charity Fund.—Besides the expenditure incurred from the Budget provisions, Rs. 51,345-4-6 were spent from the Poor Box Charity Fund of this Hospital during the year under report as against Rs. 52,893-15-0 spent in the previous year. This amount was mostly spent for costly drugs, injections, blood transfusions, surgical appliances and travelling expenses for the poor patients of this Hospital.

The Fund continued to receive steady support from the public as well as from the patients of this Hospital. The statement of accounts of the Fund is given in Appendix No. 30. The following articles were supplied to the poor patients free of charge from the Fund :—

Artificial limbs (assorted)	... 55 Nos.
Crutches (adjustable)	... 15 pairs.
Walking sticks	... 9 Nos.
Artificial dentures, complete	... 1 set.
Tracheotomy tubes	... 6 Nos.
Smith Peterson nails	... 25 Nos.
Spectacles	... 149 pairs.

Donations to the extent of Rs. 33,220-4-0 were received and acknowledged. In addition Rs. 5,956-1-0 and Rs. 6,025-2-3 were collected from the poor boxes kept in the wards and outdoor departments respectively.

Thanks are due to the kind donors for their contributions in cash and kind and a special mention of the names of the gentlemen and firms who have donated Rs. 500 and above during the year is made as shown in Appendix No. 8.

Thanks are due to the authorities of the Bai Jerbai Wadia Hospital for Children for continuation of facilities given to the students of the Seth G. S. M. College for clinical instruction in the diseases of children.

Thanks are also due to the members of the Honorary, Professorial and Teaching staff for their co-operation and willing help.

S. G. Verigasarkar,
Dean,
K. E. M. Hospital and Seth G. S. M. College.

INDEX OF APPENDICES

Index Serial No.	Particulars
King Edward VII Memorial Hospital	
1	Distribution of beds according to classification of Departments.
2	Statement showing particulars of in-door and out-door patients treated during the year 1956 and 1955, number of operations performed, etc.
3	Statement showing the relative cost per in-patient and out-patient per day during the year 1956-57 and previous two years.
4	Statement showing the details of cost per in-patient for the year 1956-57 and previous two years.
5	Statement showing the average cost of each new out-patient admission for the year 1956-57 and previous two years.
6	Statement showing the Motor and Mill accident cases treated during the years 1956 and 1955.
7	Statement showing children from the Municipal Primary Schools treated during 1956-57 and 1955-56 at the School Clinic.
8	Statement showing the names of donors to the Poor Box Charity Fund of the Hospital for the year 1956-57.
*9	Statement showing the work done in the Occupation Therapy Centre during the years 1956 and 1955.
10	Statement of Senior Staff of the K. E. M. Hospital and Seth G. S. Medical College.
11	Statement showing the in-patients treated in the K. E. M. Hospital during the year 1956 with classification according to Departments, sex, age, discharges and deaths.
12	A statement showing the out-patients (new old and casualty) treated in the K. E. M. Hospital during the year 1956 with classification according to Departments, sex and age.
13	A chart illustrating the summary according to sex, age, religion of out-patients and in-patients treated in the K. E. M. Hospital during the last three years.
*14 to 22	Printed in the departmental copies.
*23	A report of the X-Ray and Electro-therapeutic Department of the K. E. M. Hospital for the year 1956.
*24	A statement showing the classification according to the nature of the disease and sex of the out-patients and in-patients treated in the Skin and Venereal Department of the K. E. M. Hospital during the year 1956.
*25	A statement showing the classification according to the nature of the disease and sex of the patients treated and diagnostic and therapeutic measures used in the Psychiatric Department of the K. E. M. Hospital during the year 1956.
*26	A statement showing the Electro-cardiograms classified according to the clinical conditions for which these were taken in the K. E. M. Hospital during the year 1956.
*27	Printed in the departmental copies.
*28	A statement showing the work done at the Family Health Centre at the K. E. M. Hospital during the year 1956.
*29	Printed in departmental copies.
30	A statement of accounts of the K. E. M. Hospital Poor Box Charity Fund for the year 1956-57.
31	Balance sheet of the Poor Box Charity Fund of the K. E. M. Hospital as on 31st March 1957.
Seth Gordhandas Sunderdas Medical College.	
*32	Statement of books presented to the G. S. Medical College Library.
*33 & 34	Printed in departmental copies.
35	Statistical information re: students.
36	Particulars re-students in different classes, results of various examinations.
37	Annual Cost and Revenue of the Seth G. S. Medical College.

APPENDIX No. 1.

Distribution of scheduled number of beds at the K. E. M. Hospital classified according to departments for the year 1956.

Department	Men	Women	Children	Total
Medical	132	44	12	188
Surgical and Orthopaedic	126	41	16	183
Gynaecological	...	35	...	35
Ophthalmic	20	12	...	32
Aural	12	3	8	23
Skin and Venereal	18	4	2	24
Isolation	6	3	...	9
Tetanus	5	3	2	10
Casualty	6	6
Neuro-surgical and Neurological	40	40
	365	145	40	550

APPENDIX No. 2

Statement showing the particulars of indoor and outdoor patients treated during the year 1956 and 1955, number of operations done etc. at the K. E. M. Hospital.

Particulars	1956	1955
(a) In-patients—		
(1) Scheduled strength of beds	550	550
(2) Daily average number of inpatients	758.7	718.9
(3) Total number of new inpatients admitted	23,874	21,732
(4) Average number of days each patient was resident	11.6	12.04
(b) Out-patients—		
(1) Total number of new patients	1,91,071	1,75,145
(2) Daily average number of new out-patients	722.12	653.3
(3) Total number of out-patient attendance (including casualty cases)	6,84,459	6,10,345
(4) Daily average number of out-patients attendance	2,324	2,053
(5) Number of casualty patients	48,213	42,166
(c) Operations—		
(1) Total number of operations on in-patients	9,607	9,750
(2) Total number of operations on out-patients	29,844	29,363

APPENDIX No. 3

Statement showing the relative cost per in-patient and out-patient per day during the year 1956-57 and previous two years at the K. E. M. Hospital

Particulars	1956-57	1955-56	1954-55
	Rs. nP.	Rs. a. p.	Rs. a. p.
(a) Average cost per in-patient per day	8.06	8 3 11	8 8 2
(b) Average cost per in-patient admission	96.59	96 12 7	102 10 10
(c) Average cost per out-patient attendance	1.19	1 5 11	1 4 2
(d) Average cost per out-patient admission	3.12	3 4 7	3 3 2

APPENDIX No. 4

Statement showing the details of cost per in-patient for the year 1956-57 and previous two years at the K. E. M. Hospital

Year	Diets	Drugs, dressings etc.	Stores and Linen	Heating and Lighting	Miscellaneous	Establishment	Repairs to buildings and Engineering	Total
1956-57	0.98	1.09	0.58	0.22	0.43	4.52	0.24	8.06
(in naya pisa). 1955-56	0 15 0	1 4 1	0 8 11	0 3 3	0 5 7	4 11 11	0 3 2	8 3 11
1954-55	1 1 0	1 4 7	0 8 5	0 3 10	0 5 1	4 12 2	0 3 1	8 8 2

APPENDIX No. 5

Statement showing the average cost of each new out-patient's admission for the year 1956-57 and previous two years at the K. E. M. Hospital

Year	Drugs, dressings etc.	Stores and Linen	Heating and Lighting	Miscellaneous	Establishment	Repairs to buildings and Engineering	Total
	Rs. a. p.	Rs. a. p.	Rs. a. p.	Rs. a. p.	Rs. a. p.	Rs. a. p.	Rs. a. p.
1956-57 (in nP.)	1.10	0.20	0.03	0.07	1.68	0.04	3.12
1955-56	0 14 5	0 2 11	0 0 8	0 1 1	2 0 9	0 0 9	3 4 7
1954-55	1 1 2	0 2 1	0 0 6	0 0 11	1 13 10	0 0 8	3 3 2

APPENDIX No. 6

Statement showing Motor and Mill accident cases treated during the year 1956 and 1955.

	MOTOR ACCIDENT				MILL ACCIDENT			
	Treated in the Casualty Department during		Admitted		Treated in the Casualty Department during		Admitted	
	1956	1955	1956	1955	1956	1955	1956	1955
Male	970	538	256	255	171	368	19	91
Female	128	75	48	50	6	12	2	3
Children Male	184	96	72	68
Children Female	68	41	23	18
Total	1,350	750	399	391	177	380	21	94

APPENDIX No. 7

Statement showing the children from the Municipal Primary Schools treated during the year 1956-57 and 1955-56 at the School Clinic.

Section	1956-57			1955-56				
	New cases	Old cases	Total	New cases	Old cases	Total		
Aural	709	3,461	4,107	247	1,990	2,237
Medical and Surgical	471	3,024	3,495	318	1,375	1,693
Skin	367	1,331	1,698	37	377	414
Ophthalmic	284	1,631	1,915	198	1,272	1,470
Dental	188	1,017	1,205	88	621	709
Total	2,019	10,464	12,483	888	5,635	6,523

APPENDIX No. 8.

Statement showing the names of Donors who have paid Rs. 500 and above to the Poor Box Charity Fund of the Hospital for the year 1956-57.

Name of the donor	Donation
	Rs.
The Charity Commissioner, Government of Bombay	2,180
The Imperial Tobacco Co. of India	1,200
Bombay Coal Allocation Committee	6,000
British India Steam Navigation Co. Ltd.	2,100
Imperial Sewing Machine Co.	600
The Associated Cement Co. Ltd.	500
Shrimati Shantaben Keshaylal	501
Hindustan Lever Ltd.	2,500
Shri E. J. Poncha	501
Burmah-Shell Oil Storage and Distributing Co. of India, Ltd.	800
Messrs. Thokardas Daru Hemany, Solicitors (bequest under the will of Shri. Nandlal M. Mehta, deceased).	5,900

APPENDIX No. 10

*Senior Staff of the K.E.M. Hospital and Seth G. S. Medical College***Dean.**

Dr. S. G. Vengsarkar, M.D., F.C.P.S., held the post of the Dean except from 12-9-1956 to 11-1-1957 when he was on study tour abroad and on leave upto 31-1-1957.

Dr. A. V. Baliga, F.R.C.S., looked after the work of the Dean from 12-9-1956 to 31-1-1957 without any remuneration.

Assistant Dean.

Dr. V. V. Jadhav, M.B.B.S.

Professor of Anatomy.

Dr. G. M. Kurulkar, M.B., B.S., retired from 13-7-1953 but continued after superannuation till the post is permanently filled in.

Assistant Professor

Dr. K. D. Desai, M.B., B.S., M.Sc., (Med.).

Professor of Physiology.

Dr. K. C. Batliwalla, M.B., B.S., Ph. D.

Assistant Professor of Physiology.

Dr. A. C. Duarte Monteiro, M.B., B.S., M.Sc. (Med.).

Assistant Professor of Bio-chemistry.

Dr. R. G. Chitre, M.Sc., Ph. D. F.R.I.C. on deputation to Burma for two years from 6-10-1956.
Shri R. K. Anjaria, M.Sc., appointed as acting Assistant Professor from 6-10-1956.

Postgraduate Teacher in Bio Chemistry.

Shri S. K. Gokhale, M.Sc., F.R.I.C., A.I.I.Sc.

Professor of Pathology and Bacteriology.

Dr. N. M. Purandare, M.D. On 12 months leave from 20-9-1956.

Assistant Professor of Pathology and Bacteriology.

Dr. A. N. Nanavati, M.D.

Dr. C. K. Deshpande, M.D.

Professor of Pharmacology.

Dr. U. K. Sheth, M.D., F.C.P.S.

Assistant Professor of Pharmacology.

Dr. W. B. Bhawe, M.B., B.S., Ph. D. Transferred to T. N. M. College from 12-4-1956.

Professor of Medicine.

Dr. P. Raghavan, M.D., on study leave from 11-9-1956 to 17-7-1957.

Honorary Physicians and Lecturers in Medicine.

Dr. M. J. Shah, M.B.B.S., M.R.C.P., D.T.M. & H.

Dr. R. J. Vakil, M.D., M.R.C.P., F.R.F.P.S., On leave from 20-10-1956 to 1-12-1956.

Dr. J. C. Patel, M.D., M.R.C.P. Ph. D.

Dr. E. R. DeMello, M.D.

Dr. J. K. Mehta, M.D., M.R.C.P.

Dr. E. P. Bharucha, M.D., F.C.P.S., Appointed as Hon. Physician (Neuro) from 1-3-1957.

Honorary Assistant Physicians and Lecturers in Medicine.

Dr. E. P. Bharucha, M.D., F.C.P.S., Appointed as Hon. Physician (Neuro) from 1-3-1957.

Dr. K. K. Datey, B.A., M.D., M.R.C.P., D.C.H., D.T.M. & H., B.Sc.

Dr. A. F. Golwala, M.D., F.C.P.S.

Dr. J. M. Mehta, M.R.C.P.

Dr. M. D. Motashaw, M.D.

Dr. S. D. Store, M.D., F.C.P.S., M.R.C.P.

Dr. S. L. Balse, M.D., M.R.C.P., D.C.H., D.T.M. & H.

Dr. I. J. Pinto, M.D., M.R.C.P. (E) M.R.C.P. (Lond.). Appointed from 7-3-1956.

Dr. R. M. Kapadia, M.D., M.R.C.P. etc. Appointed from 31-10-1956 to 6-7-1957.

Honorary Surgeons and Lecturers in Surgery.

Dr. A. V. Baliga, F.R.C.S.

Dr. K. G. Munsif, F.R.C.S., on leave from 20-4-1956 to 15-6-1956.

Dr. G. M. Phadke, F.R.C.S., on leave from 16-5-1956 to 17-7-1956. Retired from 10-10-1956.

Dr. R. H. Karmarkar, F.R.C.S. Ag. from 3-9-1956 and 10-10-1956.

Dr. M. M. Pandya, F.R.C.S.

Dr. A. E. DeSa F.R.C.S.

Dr. P. K. Sen M.S., on study leave from 3-9-1956 to 30-6-1957.

Dr. C. H. Worah, M.S., Appointed from 10-10-1956.

Honorary Assistant Surgeons and Lecturers in Surgery.

- Dr. R. H. Karmarkar, F.R.C.S. Appointed as Ag. Hon. Surgeon from 3-9-1956.
 Dr. M. L. Vaze, M.S., F.R.C.S. Appointed from 10-10-1956.
 Dr. R. K. Karanjawala, M.S., F.R.C.S. Acting from 11-10-1956.
 Dr. V. P. Mehta, M.D., M.S., F.C.P.S.
 Dr. G. D. Adhia, M.B.B.S., F.R.C.S., F.C.P.S.
 Dr. V. S. Sheth, F.R.C.S.
 Dr. C. J. T. Pinto, F.R.C.S. On study leave for 15 months from 15-1-1957.
 Dr. S. D. Deodhar, M.S. Acting from 15-1-1957.

Honorary Orthopaedic Surgeons.

- Dr. R. J. Katrak, B.A., B.Sc., M.B.B.S., F.R.C.S., M. Ch. (Ortho). Allowed to continue after superannuation from 23-11-1955 to 31-12-1957.
 Dr. A. K. Talwalkar, M.B.B.S., F.R.C.S., M. Ch. (Ortho).

Honorary Assistant Orthopaedic Surgeon.

- Dr. K. T. Dholakia, M.S., F.R.C.S., M. Ch. (Ortho).

Honorary Aural Surgeon and Lecturer in Ear, Nose and Throat.

- Dr. J. V. DeSa, M.S., D.L.O.

Honorary Assistant Aural Surgeons.

- Dr. S. R. Rege, M.S., D.L.O., F.C.P.S.
 Dr. P. P. Karnik, M.S.

Honorary Gynaecologists and Lecturers in Gynaecology and Obstetrics.

- Dr. K. M. Masani, M.D., F.R.C.S. Continued for 2 years after superannuation from 13-2-1956.
 Dr. B. N. Purandare, M.D., F.R.C.S. On leave from 12-4-1956 to 31-5-1956.

Honorary Assistant Gynaecologists.

- Dr. V. N. Purandare, M.D., F.R.C.S.
 Dr. E. J. Sequeira, M.D., F.C.P.S. Appointed on temporary basis from 10-10-1955.

Honorary Ophthalmic Surgeons and Lecturers in Ophthalmology.

- Dr. S. N. Cooper, M.B.B.S., D.O., D.O.M.S.
 Dr. C. B. Dhurandhar, M.B.B.S., D.O.

Honorary Assistant Ophthalmic Surgeon.

- Dr. D. G. Moly, M.B.B.S., D.O., D.O.M.S.

Honorary Radiologists and Lecturers in Radiology and Electric Therapy.

- Dr. Z. J. Joseph, M.D., D.M.R.E.
 Dr. L. H. Athle, M.B.B.S., D.M.R., M.A.C.S.

Honorary Assistant Radiologists.

- Dr. M. M. Mehta, M.B.B.S., D.M.R.E.
 Dr. M. S. Warawadkar, M.B.B.S., D.M.R.E.

Honorary Anaesthetists and Lecturers in Anaesthesia.

- Dr. B. N. Sarker, M.B.B.S., D.A., F.F.A.R.C.S.
 Dr. G. S. Ambardekar, M.B.B.S., D.A., F.F.A.R.C.A.

Honorary Assistant Anaesthetist.

- Dr. Y. G. Bhojraj, M.B.B.S., D.A., F.F.A.R.C.S.

Honorary Dental Surgeon and Lecturer in Dentistry.

- Dr. N. H. Moghe, L.D.S.

Honorary Assistant Dental Surgeon.

- Dr. I. L. N. Lopez, B.D.S.

Honorary Dermatologist and Venereologist and Lecturer in Dermatology and Venereology.

- Dr. S. C. Desai M.D., D.V.D.

Honorary Assistant Dermatologist and Venereologist.

- Dr. James Fernandes, M.B.B.S., D.V.D., F.C.P.S., D.T.M. & H.

Honorary Psychiatrist and Lecturer in Psychiatry.

Dr. N. S. Vahia, M.D.

Honorary Assistant Psychiatrist.

Dr. V. N. Bagadia, M.D., D.P.M.

Honorary Lecturer in Medical Jurisprudence and Toxicology.

Dr. V. V. Jadhav, M.B.B.S.

Honorary Lecturer in Hygiene and Preventive Medicine.

Dr. G. N. Kowshik, M.B.B.S., B.Hy., D.P.H.

Honorary Director, Occupational Therapy Centre and School.

Smt. Kamala V. Nimbkar, B.A., F.T.C., O.T.R.

Physiotherapy Centre and School.

Shri Manik T. Shahani, D.P.T. Assistant Physiotherapist.

Shri A. V. Muzumdar, B.Sc., D.P.T. Assistant Physiotherapist.

**U. N. Rehabilitation and Training Centre.
(Bombay Demonstration Project).**

Dr. M. V. Sant, M.S., Medical Director.

Sidney Robbins, Esqr. (U.S.A.) Administrator and Vocational Rehabilitation.

Robert Mc Adam, Esqr. (U.S.A.) Physical Therapist upto November 1956.

John H. Venton-Gough, Esqr. Physical Therapist from January 1957.

Miss Francoise Lamote (Belgium). Occupational Therapist.

A. E. Whiffing, Esqr. Prosthetic Expert from October 1956.

APPENDIX No. 11


A statement showing the In-patients treated in the K. E. M. Hospital during the year 1956 with the classification according to Department. Sex, Age, Discharges and Deaths.

Department	Sex	In the Hos- pital on the midnight of 31st Decem- ber 1955	Admitted during the year 1956	Total	Dis- charged during the year 1956	Died during the year 1956	In the Hos- pital by the midnight on 31st Decem- ber 1956
Medical	Men	169	4,916	5,085	4,394	540	151
	Women	58	1,734	1,792	1,488	250	54
	Children—						
	Male	31	1,457	1,488	1,119	339	30
	Female	22	1,050	1,072	776	266	30
Surgical	Men	126	5,243	5,369	4,997	261	111
	Women	42	1,357	1,399	1,215	136	48
	Children—						
	Male	10	568	578	528	37	13
	Female	12	312	324	284	32	8
Ophthalmic	Men	21	514	535	510	...	25
	Women	11	274	285	278	...	7
	Children—						
	Male	...	29	29	28	...	1
	Female	1	29	30	28	1	1
Gynaecological	Women	31	976	1,007	969	18	20
	Children—						
	Female	...	3	3	3
Skin and Venereal	Men	15	190	205	183	5	17
	Women	4	60	64	57	3	4
	Children—						
	Male	2	9	11	11
	Female	...	15	15	13	1	1
Aural	Men	8	804	812	796	4	12
	Women	2	467	469	464	2	3
	Children—						
	Male	1	349	350	343	5	2
	Female	1	289	290	287	1	2
Orthopaedic	Men	62	1,770	1,832	1,722	28	82
	Women	21	585	606	557	13	36
	Children—						
	Male	10	259	269	259	2	8
	Female	9	132	141	137	1	3
Psychiatric	Men	8	105	113	101	1	11
	Women	5	45	50	47	...	3
	Children—						
	Male	...	6	6	6
	Female	...	6	6	6
Neuro-surgery	Men	6	17	23	23
	Women	3	3	6	5	...	1
	Children—						
	Male	...	4	4	3	1	...
	Female	...	3	3	3
Neurology	Men	15	213	228	208	6	14
	Women	2	55	57	51	3	3
	Children—						
	Male	1	11	12	10	...	2
	Female	...	15	15	15
Total	Men	430	13,772	14,202	12,934	845	423
	Women	179	5,556	5,735	5,131	425	179
	Children—						
	Male	55	2,692	2,747	2,307	384	56
	Female	45	1,854	1,899	1,552	302	45
Grand Total	...	709	23,874	24,583	21,924	1,956 +4 S.B.	703

APPENDIX No. 13.

CHART ILLUSTRATING SUMMARY OF PATIENTS

ACCORDING TO SEX, AGE AND CASTE
treated in the K.E.M. Hospital
during the years 1956, 1955 & 1954.



APPENDIX No. 12

A statement showing the Out-patients (New, Old and Casualty) treated in the K. E. M. Hospital during the year 1956 with classification according to Departments, Sex and Age.

Department	Sex	O. P. D. New cases	O. P. D. Old cases	Total Attendance	Casualty cases
Medical	Male	35,434	70,669	1,06,103	2,844
	Female	15,719	41,532	57,251	280
	Children—				
	Male	6,849	12,949	19,798	205
	Female	5,278	9,483	14,761	96
Surgical	Male	35,282	71,231	1,06,513	22,510
	Female	8,914	23,352	32,266	5,251
	Children—				
	Male	6,623	11,843	18,466	5,491
	Female	3,009	5,469	8,478	2,170
Ophthalmic	Male	9,495	20,671	30,166	2,012
	Female	3,345	10,520	13,865	112
	Children—				
	Male	819	3,116	3,935	132
	Female	649	2,260	2,909	51
Gynaecological	Female	5,901	32,920	38,831	18
	Children—				
	Female	29	10	39	7
Dental	Male	7,111	6,591	13,702	57
	Female	3,585	3,907	7,492	10
	Children—				
	Male	558	1,108	1,666	14
	Female	406	725	1,131	5
Skin and Venereal	Male	10,083	25,938	36,021	73
	Female	2,529	10,966	13,495	4
	Children—				
	Male	1,325	5,839	7,164	1
	Female	1,085	2,921	4,006	5
Aural	Male	6,479	16,722	23,201	434
	Female	3,254	11,278	14,532	139
	Children—				
	Male	1,911	4,429	6,340	330
	Female	1,428	3,094	4,522	231
Orthopaedic	Male	7,078	35,626	42,704	3,673
	Female	2,424	13,690	16,114	759
	Children—				
	Male	1,384	5,453	6,837	928
	Female	673	2,934	3,607	364
Psychiatric	Male	828	10,120	10,948	6
	Female	483	4,992	5,475	1
	Children—				
	Male	108	1,291	1,399	...
	Female	69	702	771	...
Neurosurgery	Male	54	733	787	...
	Female	18	323	341	...
	Children—				
	Male	6	83	89	...
	Female	7	41	48	...
Neurology	Male	427	4,043	4,470	...
	Female	175	1,776	1,951	...
	Children—				
	Male	68	617	685	...
	Female	37	428	465	...
Rehabilitation	Male	51	520	571	...
	Female	33	242	275	...
	Children—				
	Male	32	182	214	...
	Female	16	39	55	...
Grand Total		1,91,071	4,93,388	6,84,459	48,213

APPENDIX No. 30

Statement of accounts of the K.E.M. Hospital Poor Box Charity Fund for the year 1956-57.

Receipts.	Amount.	Disbursements.	Amount.
	Rs. a. p.		Rs. a. p.
To Balance in hand as on 31st March 1956	1,976 7 0	By Supply of costly medicines, injections etc., to poor patients	26,625 3 6
To Balance with the Central Bank of India Ltd. as on 31st March 1956	18,739 15 0	By Blood transfusions charges and cost of plasma	17,635 0 0
To Balance with C.A., Bombay Municipal Corporation as on 31st March 1956	144 7 11	By Travelling expenses to patients	278 3 0
To Collections from Ward Boxes	5,956 1 0	By Spectacles to patients	950 8 0
To Collection from Out-Patients Department boxes	6,025 2 3	By Appliances such as crutches, artificial limbs, hernia belts, etc.	5,856 6 0
To Donations	33,220 4 0	By Deadstock	1,957 4 0
To Miscellaneous receipts	888 11 0	By Miscellaneous expenses	3,261 2 7
To Sale of Pharmacopias	1,365 10 6	By Printing and Stationery	699 11 6
To Contributions by Patients towards the cost of costly medicines, injections, artificial limbs etc.	8,524 3 3	By Establishment Charges	1,440 0 0
To Gift Shop, sale proceeds	32,334 6 3	By Giftshop, purchase of articles	23,070 13 6
To Payment of spectacles supplied	286 0 0	By Payment out of deposit account	17,015 12 6
<i>Interest—</i>		By Investment in 4 per cent. Bombay Municipal Loan of the face value of Rs. 20,000	19,900 0 0
Poor Box Account ; Interest on current account	50 13 0	By Investment by C.A., Bombay Municipal Corporation in 3% Municipal Debentures of the face value of Rs. 7,900.	7,948 10 0
Interest on Securities for 1955-56	2,760 7 0	By Investment in short term deposit with the K.E.M. Hospital and Seth G. S. M. College Employees C. C. S. Ltd.	10,000 0 0
Interest on Securities for 1956-57	2,336 3 8	By Cash in hand on 31st March 1957	3,644 14 0
Convalescent Home Fund Account		By Cash in Central Bank of India Ltd. on 31st March 1957	29,576 3 10
Interest on securities for 1956-57	7,994 4 4	By Cash with the Chief Accountant, Bombay Municipal Corporation as on 31st March 1957	190 2 3
To Contributions by patients & their relatives towards blood transfusion and supply of plasma	28,280 0 0		
To Collections on account of medical certificates	4,695 8 0		
To Receipts on account of deposits such as patients' money, moiety etc.	14,446 6 6		
Total	1,70,049 14 8	Total	1,70,049 14 8

APPENDIX No. 31

Balance Sheet of the Poor Box Charity Fund of the K.E.M. Hospital as on 31st March 1957.

Liabilities.	Amount.		Assets.	Amount.	
	Rs. a. p.	Rs. a. p.		Rs. a. p.	Rs. a. p.
March 1956			March 1957		
Fund account balance on 31st March 1956	5,80,114	14 7	Cash in hand	3,644	14 0
Less—Redemption of securities	2,38,505	13 0	Balance with the Central Bank of India, Ltd.	29,576	3 10
Total amount of interest on investment as per Chief Accountant's adjustments	3,41,609	1 7	Balance with Chief Accountant Bombay Municipal Corporation	190	2 3
Add—Excess of receipts over expenditure	44,505	3 2	Investments (at cost)—		
Deposit Account—			(1) 4 per cent. loan (1960-70) of the face value of	13,400	14,683 12 0
Patients money	673	12 0	(2) 4 per cent. B.P.T. Debentures (1968) of the face value of	3,000	3,333 12 0
Moiety amount of Resident Medical Officers	787	0 0	(3) 4 per cent. B.P.T. Debentures (1969) Do.	500	555 10 0
Miscellaneous Deposits	102	8 0	(4) 4 per cent. B.P.T. Debentures (1973) Do.	500	555 10 0
		1,563 4 0	(5) 4 per cent. B.I.T. Debentures (1962) Do.	500	465 0 0
			(6) 4 per cent. B.I.T. Debentures (1965) Do.	1,000	930 0 0
			(7) 4 per cent. B.I.T. Debentures (1972) Do.	10,000	9,300 0 0
			(8) 4 per cent. B.I.T. Debentures (1973) Do.	1,000	930 0 0
			(9) 4 per cent. B.I.T. Debentures (1974) Do.	500	510 0 0
			(10) 5 per cent. B.M. Debentures (1954-59) Do.	7,000	6,216 4 0
			(11) 4 per cent B.I.T. Debentures (original) B.I.T. Debentures	500	510 0 0
			(12) 4 per cent. B.I.T. Debentures (1962) of the face value of	2,000	2,040 0 0
			(13) 4 per cent. B.I.T. Debentures (1967) Do.	6,500	6,862 8 0
			(14) 4 per cent. B.I.T. Debentures (1965) Do.	1,500	1,530 0 0
			(15) 4 per cent. B.M. Debentures (1968) Do.	500	510 0 0
			(16) 3 per cent B.M. Debentures Do.	58,300	58,298 11 0
			(17) 3½ per cent B.M. Debentures of the face value of	2,200	2,200 0 0
			(18) 3½ per cent B.M. Debentures of (1950)	10,500	10,425 0 0
			(19) 3½ per cent. Treasury Savings Certificates	15,000	15,000 0 0
			(20) 3½ per cent. Bombay Municipal Loan 1965	43,000	39,506 4 0
			(21) 3½ per cent Bombay Municipal Loan (1977)	41,000	35,491 4 0
			(22) 3½ per cent Bombay Municipal Loan (1979)	10,500	9,148 2 0
			(23) 3½ per cent Bombay Municipal Debentures	600	600 0 0
			(24) 4 per cent B. M. Corporation Debentures (1963)	40,000	39,850 0 0
			(25) 4 per cent. Bombay Municipal Debentures (1964)	39,600	39,562 8 0
			(26) 4 per cent. Bombay Municipal Debenture (1967)	10,000	9,950 0 0
			(27) 4 per cent. Bombay Municipal Debenture (1970)	19,500	19,536 9 0
			(28) 4 per cent. Bombay Municipal Debentures (1968)	20,000	19,900 0 0
					3,48,400 14 0
					3,58,600
			Advance interest paid for the purchase of securities to be adjusted		48 10 0
			Sundry advances		13,811 1 0
Total	3,95,671	13 1	Total	3,95,671	13 1

APPENDIX No. 35

STATISTICAL INFORMATION

Average age of students	Year 1956-57	Year 1955-56
(i) at the time of admission	... 18.22	18.09
(ii) at the time of matriculation	... 16.03	16.06
Marital state at the time of admission—		
Married	... Nil.	
Betrothed	... Nil.	
Single	... 81	
Widowed	... 1	
Occupations of parents or guardians—		
Service	... 31	
Business	... 25	
Medical Profession	... 12	
Legal Profession	... 1	
Pension	... 6	
Miscellaneous occupations	... 7	

APPENDIX No. 36

Particulars regarding Students

Number of students in the different classes:—

Class	Male students	Female students	Total
1st M.B., B.S., 1st Year	... 55	26	81
1st M.B., B.S. 2nd Year	... 34	9	43
2nd M.B., B.S. 3rd Year	... 105	45	150
2nd M.B., B.S. 4th Year	... 9	1	10
3rd M.B., B.S. 5th Year	... 136	45	181
Total number of students	... 359	126	465
Post-graduate students including research students	... 133	36	169
Total	... 472	162	634

Candidates of the Condensed M.B., B.S. course which are included in the above figures.

Class	Male students	Female students	Total
1st M.B., B.S.	... 7	2	9
2nd M.B., B.S.	... 4	1	5
3rd M.B., B.S.	... 5	1	6
Total	... 16	4	20

Results of various Examinations.
Under graduate examinations.

					Candidates set up	No. of candidates who passed the whole examination
1st M.B., B.S.	April 1956	31	26
	October 1956	86	59
2nd M.B., B.S.	April 1956	104	87
	October 1956	67	58
3rd M.B., B.S.	April 1956	79	48
	October 1956	63	36

APPENDIX No. 36—(Concl.).

Post-graduate examinations

						Candidates sent up	No. of candidates who passed the whole examination
M.D. (Medicine)	April 1956	17	4
	October 1956	17	2
M.D. (Pathology)	April 1956	3	1
	October 1956	3	1
M.D. (Obstetrics)	April 1956	22	4
	October 1956	15	3
M.D. (Pharmacology)	April 1956	1	...
	October 1956	1	...
M.S. (General Surgery)	April 1956	13	5
	October 1956	16	5
M.S. (E. N. T.)	April 1956	2	...
	October 1956	2	...
M.S. (Ophthalmology)	April 1956	1	1
	October 1956	2	2
D.A.	April 1956	2	1
	October 1956	2	2
D.M.R.E.	
D.P.H.	April 1956
	October 1956
D.V.D.	April 1956	1	1
	October 1956	1	1
B.Sc. (Medical)	April 1956	1	1
	October 1956
M.Sc. (Medical)	April 1956
	October 1956
M.Sc. (Microbiology)	April 1956	1	1
	October 1956
M.Sc. (Biochemistry)	April 1956	15	5
	October 1956
Ph.D.	April 1956
	October 1956
D.A. (C.P. & S.)	April 1956	2	2
	October 1956
D.G.O.	April 1956	3	3
	October 1956	2	2
D.O.M.S.	April 1956	3	2
	October 1956	2
D.P.B.	April 1956
	October 1956
D.D.V.	April 1956	3	2
	October 1956
D.O.R.L.	April 1956
	October 1956
F.C.P.S.	April 1956	1	...
	October 1956	1	...

APPENDIX No. 37

ANNUAL COST AND REVENUE

	1955-56	1956-57
	Rs.	Rs.
Total expenditure including expenditure on hostels	5,45,231	5,80,256
Dearness Allowance (included in the above figures)	87,380	92,773
Revenue from Tuition fees, Hostel rent and Miscellaneous receipts	1,69,430	1,86,480
Revenue from Post-graduate fees	22,480	15,318
Gross Cost per student	1,172.5	1247.90
Net cost per student	808.1	846.80
Income from Hostels	20,656	20,800
Expenditure on Hostels	33,713	32,622

Bai Yamunabai L. Nair Charitable Hospital and T. N. M. College

Administration Report for the year 1956-57

Dr. L. Monteiro, M.D., Dean, was permitted to avail himself of the Rockefeller Foundation Fellowship to proceed to United States of America, Canada and Europe to observe the modern trends in Medical Education, Research and Hospital Administration from 12th September 1956 to 11th January 1957 and was granted earned leave from 12th to 31st January 1957, and Drs. V. G. Kale, M.S., F.C.P.S., Professor of Anatomy, T. N. M. College and V. B. X. Almeida, M.B.B.S., Assistant Medical Officer, Bai Yamunabai Charitable Hospital were asked to look after the duties of the Dean and Superintendent respectively, on a special pay of Rs. 200 each per month.

Professorial Staff.

Dr. W. B. Bhavs, B.Sc., M.B.B.S., Ph. D. (Lond.), Assistant Professor of Pharmacology at Seth G. S. Medical College was transferred as Assistant Professor of Pharmacology in place of Dr. B. B. Gaitonde, resigned from 12th April 1956 and was promoted as Professor of Pharmacology and Materia Medica on probation for one year from 16th July 1956.

Dr. V. N. Panse, M.D., M.P.H., Assistant Professor of Preventive and Social Medicine Department (Temporary) was continued in the post during the year.

Foreign Study Tour of the Staff.

Dr. E. J. DeSouza, M.S., Assistant Professor of Anatomy who was on study leave from 22nd October 1955 on a Rockefeller Foundation Fellowship resumed his duties on 14th November 1956.

Dr. J. V. Bhatt, M.B.B.S., Lecturer in Physiology who was on study leave from 5th December 1955 for higher studies at the Medical College, Arra, under the scheme sponsored by the Indian Council of Medical Research, and the Rockefeller Foundation resumed his duties on 1st February 1957.

Dr. K. M. Shah, M.D., D.T.M., Part-time Demonstrator in Pathology, has proceeded to United States of America from 1st August 1956 for higher training in Haematology.

Shri B. D. Punekar, M.Sc., Lecturer in Physiology proceeded to United States of America on 28th August 1956 for research work in Biochemistry on a Full bright Scholarship.

Consultant.

Dr. S. Patrao, B.Sc., M.D., M.S., F.C.P.S., Honorary Surgeon and Lecturer in Surgery who retired from service from 26th March 1957 on account of superannuation has been appointed as Honorary Emeritus Lecturer in Surgery for two years and Honorary Consulting Surgeon.

Advisory Committee.

2. During the year 1956, the Advisory Committee of the College and Hospital held 2 meetings.

Advisory Medical Board.

3. The Advisory Medical Board held 4 meetings during the year.

Visitors.

4. The following is the list of prominent persons who visited the Hospital and College during the year 1956.

Name of the visitor	Date of visit
---------------------	---------------

Dr. William H. Fryr, Louisiana University, U.S.A.	7-1-1956
---	----------

Dr. E. L. Potter, Assistant Professor, University of Chicago Medical College	18-1-1956
--	-----------

Dr. John Mathai, Vice-Chancellor, University of Bombay	7-7-1956
--	----------

Dr. C. S. Patel, President, Medical Council of India	14-7-1956
--	-----------

Shri S. R. Dongerkery, Rector, University of Bombay	18-8-1956
---	-----------

Distribution of beds.

5. The total number of scheduled beds in the hospital was 330; and all of them were fully occupied during the year and were distributed departmentwise as shown in Appendix No. 1. On many occasions, patients had to be accommodated on the floor for want of adequate beds in the wards.

6. The total number of patients admitted during the year 1956 was 13,650 as against 13,444 in 1955 and 12,767 in 1954.

Extension of the Hospital.

7. No major additions or alterations were carried out to the hospital buildings during the year. The godown belonging to Dr. M. Venkatrao and others in the hospital compound was acquired and has been remodelled to house some of the out-patient departments and the stores section of the hospital. As a result of this change, the new X-ray machine and Angiocardiography machine which have been purchased will be installed and the X-ray Department will be extended.

Number of patients treated and the total expenditure during the year.

8. The statistical tables attached to this report record in detail, the attendance of patients departmentwise at out-patient department, etc., and the number and nature of operations performed during the year. Throughout the year an excess of 31 patients over the scheduled number of beds was in existence. The maximum number of in-patients on a single day was 424 (Appendix No. 2).

9. Out of the total number of 13,982 inpatients (13,650 admitted during the year under report and 332 previous year's balance). 6,305 were cured, 3,035 were relieved, 3,307 either left the hospital against medical advice or were otherwise discharged and 971 died, leaving a balance of 364 patients at the end of the year.

10. Out of 971 deaths, 232 died within the first 24 hours of their admission, 327 after 24 hours but within 3 days of admission and 412 after 3 days of admission into the hospital.

11. The highest number of out-patients attendance on any one day during the year was 1,394. The highest number of new admissions in the out-door departments on a single day was 515. Similarly, the highest number of old cases treated on a single day was 909, casualty cases 66 and inpatients admitted were 62.

Expenditure.

12. The total expenditure incurred on the maintenance of the Hospital including liabilities outstanding at the end of the year amounted to Rs. 13,74,691-3-3 as against Rs. 13,70,756-2-6 of the last year. This expenditure included the cost of maintenance and treatment of inpatients, the cost of out-patient department, the Resident Medical, Nursing and Labour Staff as well as that of the staff for administration and maintenance and repairs of buildings, etc.

13. Appendix No. 3 shows the relative cost per inpatient and out-patient per day during the year 1956-57 and previous two years.

14. The details of the cost, per inpatient, for 1956-57 and previous two years, are shown in Appendix No. 4.

15. Appendix No. 5 gives the average cost of every out-patient treated in the hospital during the year in comparison with that of the previous two years.

The actual cost incurred on patients (in patients as well as out-patients) under drugs, etc., was exclusive of the cost of the expensive drugs, blood transfusions etc., met out of the Poor Patients' Fund which amounted to Rs. 19,380-8-0 during the year under report.

Certificates.

16. 6,668 certificates of various categories were issued as shown below for which a sum of Rs. 3,742 was recovered from the patients etc.

Certificates under Workmen's Compensation Act	—	Form ... (A)	20
—do—		Form ... (B)	158
Medical Opinion Certificates		...	1,030
Police Certificates (free)		...	1,020
Police Certificates (paid)		...	68
Certificates for Municipal employees		...	193
Insurance Certificates		...	18
Ordinary certificates		...	4,161

17. 976 Poisoning cases were treated in the hospital during the year under report.

Nursing Staff.

18. The arrangement of sending two nurses to the Arthur Road Hospital to attend the Infectious cases was continued during the year. Two members of the Nursing Staff were deputed to attend the conference of Trained Nurses Association of India held at Calcutta.

19. During the year, 27 and 18 Nurses passed the Junior and Senior Examinations, respectively, held by the Bombay Nurses, Midwives and Health Visitors Council. 13 Nurses also passed the Midwifery Examination conducted by the Council. 2 members of the Hospital nursing staff were awarded the first and second Durgabai Ketkar Prizes in General Nursing Final Examination.

20. The cost of the Nursing establishment worked out to Rs. 148-15-0 per mensem against Rs. 145-4-0 per mensem during the previous year. This included not only the salary, uniform and dhobi allowances, honorarium paid to the medical staff for giving instructions in the nursing school, but also their mess charges, cost of electric energy consumed and repairs to their quarters and the house-hold linen and crockery.

Nurses Library and Welfare Fund.

21. 20 books were purchased for the Library during the year.

The Nurses' Welfare Fund was established in 1953 for promoting the welfare of the Nursing Staff. Social functions, picnics, etc., were arranged under the auspices of the Fund throughout the year for the benefit of the members. The Fund was managed by a Committee with the Dean as President. 9 Meetings of the Managing Committee and 1 of the General Body were held during the year. The Nurses' Welfare Fund amounted to Rs. 1365-11-9 during the year under report.

Poor Patients' Fund.

22. The fund continued to receive support from the public as well as from the patients of the Hospital. (Appendix No. 26).

Donations to the extent of Rs. 8,086 were received during the year in addition to Rs. 13,025-14-9 collected from the boxes kept in the wards and out-door departments of the Hospital.

Thanks are due to the donors for their help in cash and kind. Names of those who have donated Rs. 500 and above during the year are shown in Appendix No. 7.

B. C. G. Vaccination Centre.

23. Two members of the Nursing Staff were deputed for training in B. C. G. Vaccination techniques. B. C. G. Vaccination of new in-borns has been started at this Hospital.

Eye Glass Bank.

24. In order to make available spectacles, glasses, frames, etc., free of charge to the needy and poor patients, an Eye Glass Bank of the Lions Club of Bombay was opened at this Hospital.

Blood Bank and Blood Transfusions.

25. The number of blood samples supplied for transfusion was 1,240 and a sum of Rs. 19,350 was paid to the donors from the Poor Patients Fund.

Department of Preventive and Social Medicine.

26. The out-patient section of this department for the benefit of those who came under the Comprehensive Medical Care Plan was started from 20th September 1956. This out-patient section works in the afternoon twice a week.

Department of Cardiology.

27. The out-patient departments of the Cardiology (Medical and Surgical sections) Department started functioning from 1st June 1956 twice a week in the afternoons. Two Registrars were appointed for these departments and the progress of the departments was satisfactory.

Department of Gastro-Enterology.

28. Shri Mangalore Ramanath Vaman Pai Department of Gastro-Enterology started its out-patient department from 1st June 1956 twice a week in the afternoons.

Department of Physical Medicine.

29. In addition to the Occupational Therapy Department which continued working during the year under report, a Physio-Therapy Department was also established. The Rehabilitation Team (under the auspices of the United Nations Organization) at the K. E. M. Hospital continued its assistance to this Hospital. Thanks are due to this team for actively helping in establishing this department at this Hospital, which has proved to be very popular among the patients attending this Hospital.

Research Work.

30. The research works out of the donations offered by various pharmaceutical firms were started during the year. The following firms have donated funds for the purpose.

- (1) Messrs. Ciba Pharmaceuticals Ltd. (2 Research Schemes).
- (2) Messrs. Fedco Private Ltd. (2 Research Schemes).
- (3) Messrs. Himalaya Drug Co.
- (4) Messrs. Unichem Laboratories Ltd.
- (5) Messrs. Sandoz Products Private Ltd.
- (6) Messrs. Cipla Laboratories Ltd.

Patients Welfare Committee.

31. The Patients Welfare Committee, consisting of Staff and Students actively worked during the year under report and several functions were organised for the benefit of the patients in the Hospital. A library for the benefit of the patients was also started by the Committee during the year.

The Medico Social Worker who is the Secretary of the Patients Welfare Committee rendered valuable help to the needy patients of the Hospital who were referred by various departments as will be seen from the following table:—

Psychiatric cases interviewed	Psychiatric follow up cases	Rehabilitation	Travelling fares	Accommodation	Medical Aid, Injections etc.	Other cases	Total
96	11	17	19	8	7	19	177

Staff Society

32. The Staff Society of the B. Y. L. Nair Hospital and T. N. M. College held 4 meetings during the year when 5 papers on various subjects were read. The Society also held a social picnic for the benefit of the members.

Ambulance.

33. The hospital maintains two ambulances inclusive of the one added during the year. The service is free to all poor patients. During the year under report about 790 poor patients were sent home in the Hospital ambulances. Well-to-do patients are charged fees at the rate of Rs. 6 for first one hour and Rs. 3 per subsequent hour or a fraction thereof. The service is usually available between 8 A.M. to 5 P.M. though emergency calls are answered at all hours.

TOPIWALA NATIONAL MEDICAL COLLEGE**Affiliation**

34. The College has been affiliated to the University of Bombay for teaching the course of studies leading upto M.B., B.S. and B.Sc. (Medical) Degree Examinations.

Admissions

35. During the year under report 60 admissions (including 25 lady students) were made. In addition students were also admitted to the Condensed M.B., B.S. course.

Students

36. The number of under-graduate students on the College Roll at the close of the year was 351, out of which 79 were lady students. The number of post-graduate students was 98 including 15 lady students.

The authorities of the Cama and Alless Hospital continued to give facilities to the lady students of this College for attending labour cases in their hospital. Students were also sent to the Municipal General Hospital, Sion for clinical training.

Results of the Examinations.

37. Results of the various examinations are as under :—

Examination	Candidates passed
M.B.B.S. April 1956	25
Do. October 1956	29
B.Sc.(Med) April 1956	1
M.D. April 1956	1
M.D. October 1956	2
M.S. April 1956	2

Prizes and Awards.

38. The following students won the University Prizes :—

Names of the students	Particulars
(1) Dr. F. P. Soonawala	... Passed the M.S. Examination with distinction and shared Dr. S. R. Moolgaonkar Gold Medal.
(2) Dr. K. C. Mehta	... Passed the M.S. Examination with distinction.
(3) Dr. J. M. Mistry	... Passed the M.D. Examination in Midwifery with distinction.

Annual Cost and Revenue.

39. The total expenditure of the College amounted to Rs. 4,00,207 during the year under report as against Rs. 3,96,430 during the previous year. The net revenue of the College by way of Tuition Fees, Miscellaneous Receipts etc., amounted to Rs. 1,28,193 as against Rs. 1,08,413/- during the preceding year.

Hostel.

40. The total number of men students residing in the hostel was 62. Arrangements were made to accommodate the lady students in Grant Medical College Hostel.

The total expenditure incurred for the hostel was Rs. 17,570 while the income was Rs. 4794/-.

New Hostel.

Due to unforeseen circumstances the construction work that was to start in October 1956 could not be started. It is expected that the work will be taken in hand very soon.

Lectures and Seminars, etc.

41. From June 1956, a series of extensive lectures, Clino-Pathological conferences and Clinical Meetings were arranged.

Library.

42. The total number of books added to the Library was 421 against 487 in the preceding year. Out of these 106 were presented to the Library.

Periodicals.

43. The College subscribed 126 periodicals during the year under report as against 93 during the preceding year. 26 Periodicals were donated to the Library.

The following departmental libraries are in existence :—

- (1) Anatomy.
- (2) Physiology and Bio-Chemistry.
- (3) Pathology and Bacteriology.
- (4) Pharmacology and Materia Medica.
- (5) Cardiology.

In addition to the above, departmental libraries were started in the following departments :—

- (1) Ophthalmology.
- (2) Occupational Therapy.
- (3) Physio-therapy.
- (4) Radiology.

The number of books and periodicals issued on the premises to the under-graduate students and the teaching staff of the Hospital and College was 15,288 as against 18,302 in the previous year. 1,665 books and periodicals were issued on loan outside the Library to the Medical Officers of the Hospital and the teaching staff of the College as against 1,772 in the preceding year.

The system of issuing books and journals to the post graduate students of the College, was continued this year.

The College Library had at the end of the year 4,773 books as against 4,352 in the last year.

Museums

44. *Anatomy*.—30 new specimen have been added to the Museum. The total specimens now available are 470.

Pathology.—The total number of mounted specimens in the Museum was 705 in 1956-57 and 13 new specimens were added during the year.

Artist Section

45. 972 photographs and micro-photographs, 640 lantern slides were prepared for different departments of the college and hospital. In addition to this labels, posters, diagrams, etc., were also prepared. The Artist also attends to the work of Nair Hospital Dental College.

Department of Preventive and Social Medicine

46. This department was started in January 1956. After having conducted a fact-finding survey regarding the suitability of including the Arthur Road chawls in the proposed programme of Comprehensive Medical Care, the work was started in June 1956.

Initially 39 families were enrolled by establishing contacts with the heads of the families. Those needing medical care were directed to the B. Y. L. Nair Charitable Hospital out-patient departments and the information from the departments referred was compiled in the Preventive and Social Medicine Department.

Since September 1956, two out-patient sessions a week are conducted for the enrolled families by this department at the Nair Hospital. The pattern of service followed at these sessions is that of "General Practice" Routine laboratory investigations and fluoroscopic examinations. In case of complexity of medical conditions, the patients are referred to the appropriate speciality departments of the Nair Hospital for advice.

At present there are 67 enrolled families, and many more requests are coming forward.

Gymkhana and Other Activities.

47. The inaugural address was delivered by Dr. John Mathai, Vice-Chancellor of the Bombay University on 7th July 1956 and the prizes were distributed by Mrs. Mathai.

The inauguration of the Literary Union was done by Dr. C. S. Patel, President of the Medical Council of India.

Birth Centenary of Lokamanya Tilak was celebrated on 23rd July 1956.

Independence Day was celebrated on 15th August 1956 when Dr. S. S. Rau M.D., unfurled the National Flag.

On 16th December 1956, a picnic was arranged to Sarita Kutir near Borivli and on 23rd December 1956, the College Annual Day was celebrated when the Sheriff of Bombay was the Chief Guest. The Annual Sports were held at Purandare Stadium on 22nd December 1956 when Dr. D. D. Variava, the Ex-Principal of the College was the Chief Guest.

A Mock debate was arranged on 20th December 1956.

During Christmas Vacation, a sight seeing tour to Delhi, Agra was organised when 20 students joined the same.

A number of students took active part in the Bombay University Centenary Celebrations.

On 26th February 1957, a Cultural Exhibition was held.

Dr. Monteiro addressed the students on 2nd March 1957 when he told his experiences about Medical Education and Students Activities abroad.

N. C. C. Naval Medical Unit.

48. The N. C. C. Naval Medical Unit has been located at this College and started working from 24th November 1956. 60 students from the different Medical Colleges in the City are enrolled including 17 from this College.

Dr. I. K. Ramchandani, Assistant Professor of Physiology and Dr. L. G. Marquis, Lecturer in Pathology were deputed for N. C. C. training at Cochin from 31st May 1956 to 6th August 1956.

College Building.

49. The Foundation Stone of the new College building was laid by the Governor of Bombay Shri Sri Prakasa on Friday, the 29th March 1957.

Research.

50. The different departments of the College and Hospital are carrying research problems as shown in Appendix No. 28.

Publications

51. Articles published by the members of the staff during the year are shown in Appendix No. 29.

LIST OF APPENDICES

- Appendix No 1.—Distribution of beds according to classification of Departments;
- Appendix No.2.—Particulars of indoor and outdoor patients treated during the year 1956 and 1955, number of operations done, etc.
- Appendix No 3.—Statement showing the relative cost per in-patient and out-patient per day during the year 1956-57 and previous two years.
- Appendix No 4.—Statement showing the details of cost per in-patient for the year 1956-57 and previous two years.
- Appendix No 5.—Statement showing the average cost of every out-patient completely treated during the year in comparison with that of the previous two years.
- Appendix No 6.—Table showing the number of accident cases treated during the year under report in comparison with that of the previous year.
- Appendix No 7.—Statement showing the number of donors to the Poor Box Charity Fund of the Hospital for the year 1956-57.
- Appendix No 8.—Senior Staff of the T. N.M. College and B. Y. L. Nair Charitable Hospital for 1956-57
- Appendix No 9.—Summary of in-patients classified according to Department and sex for the period from 1-1-1956 to 31-12-1956.
- Appendix No 10.—Summary of Out-patients classified according to Departments and sex for the year 1956
- *Appendix No. 11.—Statement showing the in-patients treated for different diseases.
- Appendix No. 12.—Statement of cases treated in the Gynaecological and Obstetric Department of the B.Y.L. Nair Charitable Hospital during the year ending 31st December 1956.
- *Appendix No. 13.—Statement showing patients suffering from Malignant Neoplasms classified according to type of growth, sex and age, discharges and deaths treated at B. Y. L. Nair Charitable Hospital during the year 1956.
- *Appendix No. 13A.—Statement showing patients suffering from Malignant Neoplasms treated in B. Y. L. Nair Charitable Hospital during 1956 classified according to sex, site of growth and results.
- *Appendix No. 14.—Statement showing fracture cases treated in B. Y. L. Nair Charitable Hospital during the year 1956.
- *Appendix No. 15.—Statement of poisoning cases treated at B. Y. L. Nair Charitable Hospital during the year 1956.
- *Appendix No. 16.—Statement showing cases of Tuberculosis of Respiratory system treated in B. Y. L. Nair Charitable Hospital in the year 1956, as compared to the previous last four years.
- *Appendix No. 16A.—Statement showing classification according to principal sites of lesion of in-patients suffering from Tuberculosis treated in B. Y. L. Nair Charitable Hospital during the year 1956.
- *Appendix No. 17.—Classification of operations performed in the Surgical Department during the year ending 31st December 1956.
- *Appendix No. 18.—Classification of operations performed in the Orthopaedic Department of the B. Y. L. Nair Charitable Hospital during the year 1956.
- *Appendix No. 19.—Classification of operations performed in the Gynaecological Department of the B.Y.L. Nair Charitable Hospital during the year ending 31-12-1956.
- *Appendix No. 20.—Classification of operations performed in the Ear, Nose and Throat Department of Nair Hospital during the year 1956.
- *Appendix No. 21.—Classification of operations performed in the Ophthalmic Department of the B. Y. L. Nair Hospital during the year ending 31-12-1956.
- *Appendix No. 22.—Annual Report of the X-Ray and Electro-therapy Department from 1st January 1956 to 31st December 1956.
- *Appendix No. 23.—Report of the Skin and Venereal Diseases Department of the B.Y.L. Nair Charitable Hospital for the year 1956.
- *Appendix No. 24.—Statement showing the number of Electro-cardiograms classified according to the clinical conditions for which these were taken in the Nair Hospital and number of Cardiac Catheterisation during the year 1956.
- *Appendix No. 25.—Statement showing laboratory investigations carried out during the year 1956 under different heads.
- Appendix No. 26.—Statement showing the amount received for the poor patients from the public as well from the patients; of the Hospital.
- Appendix No. 27.—Poor Patient's Fund Statement of Accounts for the year (Balance Sheet).
- Appendix No. 28.—Statement of Research Enquiries.
- Appendix No. 29.—List of publications by the staff.
- Appendix No. 30.—Statement showing particulars regarding students.

APPENDIX No. 1.

Distribution of bed according to classification of Department.

Department.	Men.	Women.	Children.	Total.
Medical	60	24	...	84
Surgical	62	18	2	80
Ophthalmic	10	6	2	18
Gynaecology	...	20	...	20
Skin and Venereal Diseases	6	2	2	10
Aural	9	5	2	16
Orthopaedic	11	7	2	20
Paediatric	25	25
Maternity	...	40	...	40
Tuberculosis	7	7
Dental	2	2	...	4
Others	4	2	...	6
Total	171	126	33	330

APPENDIX No. 2.

Statement showing the particulars of in-door and out-door patients treated during the year 1956 and 1955, number of operations done, etc.

Particulars.	1956	1955
(b) In-patients—		
(1) Scheduled strength of beds	330	330
(2) Daily average number of in-patients	361.57	347.96
(3) Total number of new in-patients admitted	13,650	13,444
(4) Average number of days each patient was resident	9.69	9.45
(b) Out-patients—		
(1) Total number of new patients	1,01,124	94,922
(2) Daily average number of new out-patients	328.32	305.21
(3) Total number of out-patients attendance (including casualty cases)	2,70,463	2,66,039
(4) Daily average number of out-patients attendance	922.31	891.32
(5) Total number of casualty patients	13,609	11,198
(c) Operations—		
(1) Total number of operations on in-patients	4,843	4,582
(2) Total number of operations on out-patients	5,737	5,197

APPENDIX No. 3

Statement showing the relative cost per in-patient and out-patient per day during the year 1956-57 and previous two years.

Particulars.	1956-57.	1955-56.	1954-55.
(a) Average cost per out-patient per day	Rs. a. p. 0 11 4	Rs. a. p. 0 13 4	Rs. a. p. 0 11 7
(b) Average cost per in-patient per day	Rs. a. p. 7 2 2	Rs. a. p. 7 11 7	Rs. a. p. 7 8 9

APPENDIX No. 4.

Statement showing the details of cost per in-patient for the year 1956-57 and previous two years.

Year.	Diet.	Drugs Dressings etc.	Stores and Linen.	Heating Lighting and repairs.	Establishment.	Total.
1956-57	Rs. a. p. 1 1 10	Rs. a. p. 1 8 9	Rs. a. p. 0 5 3	Rs. a. p. 0 3 1	Rs. a. p. 3 15 3	Rs. a. p. 7 2 2
1955-56	Rs. a. p. 1 0 4	Rs. a. p. 1 10 11	Rs. a. p. 0 6 2	Rs. a. p. 0 3 6	Rs. a. p. 4 6 8	Rs. a. p. 7 11 7
1954-55	Rs. a. p. 1 7 5	Rs. a. p. 1 9 3	Rs. a. p. 0 6 2	Rs. a. p. 0 2 7	Rs. a. p. 3 15 4	Rs. a. p. 7 8 9

APPENDIX No. 5.

Statement showing the average cost of every out-patient completely treated during the year in comparison with that of the previous two years.

Year.	Drugs Dressings etc.	Stores and Linen.	Heating Lightign & Repairs.	Establishment.	Total
	Rs. a. p.	Rs. a. p.	Rs. a. p.	Rs. a. p.	Rs.
1956-57	0 3 7	0 0 1	0 0 8	0 7 0	0
1955-56	0 4 3	0 0 1	0 0 7	0 8 5	0
1954-55	0 4 4	0 0 1	0 0 6	0 6 8	0

APPENDIX No. 6.

The following table shows the number of accident cases treated during the year under report in comparison with that of the previous year.

Sex.	Treated in the Casualty Department.		Admitted through Casualty Department.	
	1956-57.	1955-56.	1956-57.	1955-56.
	Adults—			
Male	9,262	7,686	677	562
Female	1,646	1,416	221	189
Children—				
Male	1,858	1,436	146	148
Female	843	660	93	67
Total	13,609	11,198	1,137	966

APPENDIX No. 7.

Statement showing the number of donors to the Poor Box Charity Fund of the hospital for the year 1956-57.

(1) The Chairman, American Woman's Club	Rs. 2,000
(2) Smt. Laxmibai Sheth Nanji Haribhai	1,000
(3) Messrs. R. D. Ailawadi & Co.	751
(4) Messrs. Sarabhai Chemicals	750
(5) Shri Suleman Haji Ahmed	551
(6) Shri R. P. Shah	501

APPENDIX No. 8.

SENIOR STAFF OF THE T. N. M. COLLEGE AND B.Y.L. NAIR CH. HOSPITAL FOR 1956-57

Dean and Superintendent:
L. Monteiro, Esqr., M.D.

Resident Medical Officers

1. V. B. X. Almeida, Esqr., M.B.B.S.
2. S. K. Shah, Esqr., M.B.B.S., D.A. (Resigned from 1-5-1956).
- J. B. Barfiwala, Esqr., M.B.B.S., (appointed from 24-9-1956).

Professor of Anatomy

V. G. Kale, Esqr., M.S., F.C.P.S.

Assistant Professor of Anatomy

E. J. de Souza, Esqr., M.S.

Honorary Lecturer in Embryology

S. R. Nair, Esqr., B.Sc., M.B.B.S., F.C.P.S., (continued for 3 years from 4-1-1956 after superannuation).

Lecturer in Anatomy

M. M. Tegghalli, Esqr., M.B.B.S.

Professor of Physiology

T. H. Rindani, Esqr., M.D.

Assistant Professor of Physiology

I. K. Ramchandani, Esqr., B.Sc., M.D. (Deputed for N. C. C. training from 31-5-56 to 6-8-1956).
K. M. Moghe, Esqr., M.B.B.S., (appointed as lecturer to look after duties of Dr. Ramchandani from 21-6-56 to 6-8-1956).

Assistant Professor of Biochemistry and Biophysics
S. N. Narayanrao, Esqr., M.Sc.

Lecturers in Physiology

J. V. Bhatt, Esqr., M.B.B.S.

B. D. Punekar, Esqr., M.Sc. (on study leave for one year from 28-8-1956),

Smt. N. N. Valanju, Ph.D. (appointed from 10-9-1956).

Assistant Professor of Preventive and Social Medicine

V. N. Panse, Esqr., M.D., M.P.H.

Professor of Pathology and Bacteriology

K. Raman, Esqr., M.D.

Assistant Professor of Pathology and Bacteriology

T. P. Bharadwaj, Esqr., M.D.

Lecturers in Pathology

L. G. Marquis, Esqr., M.B.B.S. (Deputed for N. C. C. training from 31-5-56 to 6-8-56).

S. N. Kothare, Esqr., M.D., D.T.M.&H., (appointed *vice* Dr. Marquis from 21-6-56 to 6-8-56).

Smt. Jessie Andrews, M.B.B.S.

Professor of Pharmacology and Materia Medica

W. B. Bhawe, Esqr., M.B.B.S., Ph.D. (Lond.)-(Pharm.) appointed as Assistant Professor from 12-4-1956 and subsequently appointed as Professor from 16-7-1956).

Assistant Professor of Pharmacology and Materia Medica

B. B. Gaitonde, Esqr., M.B.B.S., M.Sc., (Medical) (appointed from 1-1-1956 and relieved from 12-4-56)

Lecturer in Pharmacology and Materia Medica

M. S. Kekre, Esqr., B.Sc., M.B.B.S.

Honorary Physicians and Lecturers in Medicine

D. D. Bamji, Esqr., M.D., F.C.P.S.

V. V. Shah, Esqr., M.D., M.R.C.P.(E).

S. C. Sheth, Esqr., M.D.

L. R. Patel, Esqr., M.D., M.R.C.P., F.C.P.S.

Honorary Assistant Physicians and Assistant Lecturers in Medicine

G. J. Kothari, Esqr., M.D.

N. M. Shah, Esqr., M.D., M.R.C.P.

F. P. Anje, Esqr., B.Sc., M.D., M.R.C.P., M.S.

M. M. Desai, Esqr., M.D., F.C.P.S., F.R.F.P.S., D.T.M. & H.

Honorary Surgeons and Lecturers in Surgery

R. T. Desai, Esqr., M.B.B.S., D.L.O., F.R.C.S.

S. Patrao, Esqr., B.Sc., M.D., M.S., F.C.P.S., (Retired from 26-3-1957).

V. K. Desai, Esqr., M.B.B.S., L.R.C.P., M.R.C.S., F.R.C.S.

A. B. C. Noronha, Esqr., M.S.

M. K. Vora, Esqr., M.S. (appointed from 26-3-1957).

Honorary Assistant Surgeons and Assistant Lecturers in Surgery

M. K. Vora, Esqr., M.S. (promoted from 26-3-1957).

K. N. Dastur, Esqr., B.Sc., M.S., F.R.C.S.

V. G. Daftary, Esqr., M.S.

J. S. Shah, Esqr., M.S.

K. A. Dala, Esqr., M.B.B.S., F.R.C.S., (appointed from 26-3-1957).

Honorary Paediatrician and Lecturer in Paediatrics

S. C. Sheth, Esqr., M.D., M.R.C.P., D.C.H., F.C.P.S.

Honorary Assistant Paediatrician and Assistant Lecturer in Paediatrics

N. S. Tibrewala, Esqr., M.B.B.S., D.C.H., D.Ped.

Honorary Physician (Tuberculosis) and Lecturer in Tuberculosis

R. M. Patel, Esqr., M.D., T.D.D.

Honorary Assistant Physician (Tuberculosis) and Assistant Lecturer in Tuberculosis

Smt. Sundri G. Advani, M.B.B.S., D.T.D.

Honorary Orthopaedic Surgeon and Lecturer in Orthopaedic Surgery

M. V. Sant, Esqr., M.S.

Honorary Assistant Orthopaedic Surgeon and Assistant Lecturer in Ortho. Surgery

R. M. Gaitonde, Esqr., M.S., F.R.C.S.

Honorary Otorhinolaryngologist and Lecturer in Otorhinolaryngology

L. H. Hiranandani, Esqr., M.B.B.S., D.L.O., F.R.C.S., F.C.P.S.

Honorary Assistant Otorhinolaryngologist and Assistant Lecturer in Otorhinolaryngology

O. Chandra, Esqr., M.S., D.L.O.

Honorary Obstetricians and Gynaecologists and Lecturers in Obst. and Gynaecology

J. N. Karande, Esqr., M.D., F.C.P.S.

K. C. Shah, Esqr., M.B., B.S., M.R.C.O.G., D.C.H., R.C.P. & S., L.M.

Honorary Assistant Obstetricians and Gynaecologists and Assistant Lecturers Obstetrics and Gynaecology :

S. N. Garde, Esqr., M.D., M.R.C.O.G.

N. V. Mody, Esqr., M.D., M.R.C.O.G., F.R.C.S.

Honorary Ophthalmic Surgeon and Lecturer in Ophthalmology :

H. D. Patel, Esqr., M.B., B.S., D.O., D.O.M.S. (on leave from 5-12-1956 to 3-3-1957).

A. M. Gokhale, Esqr., M.B., B.S., D.O., D.O.M.S. (appointed from 19-12-1956 to 3-3-1957).

Honorary Assistant Ophthalmic Surgeon and Assistant Lecturer in Ophthalmology :

A. M. Gokhale, Esqr., M.B., B.S., D.O., D.O.M.S. (on leave from 4-3-1957 to 31-3-1957).

R. Abreu, Esqr., M.B., B.S., D.O., D.O.M.S. (appointed from 19-12-1956 to 31-3-1957).

Refractionist :

R. Abreu, Esqr., M.B., B.S., D.O., D.O.M.S.

S. M. Sathe, Esqr., M.S. (appointed from 19-12-1956 to 31-3-1957).

Honorary Radiologist and Lecturer in Radiology :

G. H. Nerurkar, Esqr., M.B., B.S., D.M.R.E.

Honorary Assistant Radiologist and Assistant Lecturer in Radiology :

C. T. Desai, Esqr., M.B., B.S., D.T.M., D.M.R.E.

Honorary Anaesthesiologist and Lecturer in Anaesthesiology :

J. H. Mehta, Esqr., M.B., B.S., D.A.

Honorary Assistant Anaesthesiologist and Assistant Lecturer in Anaesthesiology :

D. H. Mulla, Esqr., M.B., B.S., D.A.

Honorary Dermatologist and Venereologist and Lecturer in Dermatology and Venereology :

H. A. Choksey, Esqr., M.B., B.S., M.R.C.F., F.C.P.S.

Honorary Assistant Dermatologist and Venereologist and Assistant Lecturer in Dermatology and Venereology :

T. K. Mehta, Esqr., M.B., B.S., D.V.D., F.C.P.S.

Honorary Lecturer in Hygiene :

V. T. Vagh, Esqr., M.B., B.S., B.Hy., D.P.H., L.M., D.T.M. & H.

Honorary Lecturer in Medical Jurisprudence and Toxicology :

F. Noronha, Esqr., M.B., B.S., D.P.H., L.R.C.P., M.R.C.P.

Honorary Lecturer in Psychiatry :

N. J. Kothari, Esqr., M.D., D.P.M.

Honorary Dental Surgeon and Lecturer in Dentistry :

M. S. N. Ginwala, Esqr., D.D.S., M.S., L.D.Sc., F.I.C.D.

Honorary Medical Officer (Ante-Natal Department) :

Smt. Sharad Nanavati, M.D.

Honorary Assistant Medical Officer (Ante-Natal Department) :

S. S. Thakur, Esqr., M.D., D.G.O.

Honorary Assistant Physician (Out-Patient Department) :

N. C. Amin, Esqr., M.D., D.C.H.

Honorary Assistant Surgeon (Out-Patient Department) :

K. A. Dalal, Esqr., M.B., B.S., F.R.C.S.

(Promoted as Honorary Assistant Surgeon and Assistant Lecturer in Surgery from 26-3-1957).

APPENDIX No. 9.

Summary of In-patients classified according to department and sex for the period from 1-1-56 to 31-12-56.

Department.	Sex.	In the Hospital on Mid-night of 31-12-55.	Admitted during 1956.	Total.	Discharged during 1956.	Deaths.	In the Hospital on Mid-night on 31-12-56	
Medical	Male	65	2,165	2,230	1,898	269	63	
	Female	35	918	953	792	127	34	
Surgical	Male	73	1,980	2,053	1,880	106	67	
	Female	14	475	489	426	45	18	
	Children Male	2	147	149	138	7	4	
	Children Female	1	112	113	96	12	5	
Ophthalmic	Male	10	241	251	241	...	10	
	Female	...	136	136	129	...	7	
	Children Male	...	11	11	11	
	Children Female	...	7	7	7	
Gynaecological	Female	16	527	543	573	7	13	
	Children	
Skin and V. D.	Male	7	99	106	102	1	3	
	Female	...	30	30	27	1	2	
	Children Male	...	13	13	12	1	...	
	Children Female	...	11	11	10	
Aural	Male	11	701	712	702	4	6	
	Female	2	358	360	352	3	5	
	Children Male	...	261	261	259	1	1	
	Children Female	...	253	253	250	2	1	
Orthopaedic	Male	10	356	366	344	8	14	
	Female	3	135	138	125	4	9	
	Children Male	2	73	75	71	1	3	
	Children Female	3	30	33	30	...	3	
Paediatric	Male	19	829	848	624	193	31	
	Female	22	623	645	480	146	19	
Maternity	Female	26	2,862	2,888	2,840	18	30	
Tuberculosis	Male	10	236	246	224	15	7	
	Female	...	30	30	25	
Cardiology	Male	...	30	30	25	5	...	
	Female	...	4	4	2	2	...	
	Children Male	...	4	4	4	
	Children Female	
Gastro-Enterology	Male	...	1	1	
	Female	
	Children Male	
	Children Female	
Dental	Male	...	13	13	12	...	1	
	Female	...	7	8	8	
	Children Male	...	2	2	
	Children Female	
Total		...	332	13,650	13,982	12,647	971	364

APPENDIX 10.

Summary of Out-patients classified according to the departments and sex for the year 1956.

Department.	Sex.	O. P. D. new cases.	O. P. D. old cases.	Total attendance.	Casualty cases.
Medical	Male	17,473	27,758	45,231	988
	Female	9,511	19,807	29,318	65
Surgical	Male	10,532	27,847	38,379	6,936
	Female	2,642	7,532	10,174	1,314
	Children— Male	1,424	3,608	5,032	1,558
	Female	859	2,052	2,911	662
Ophthalmic	Male	4,666	4,998	9,664	368
	Female	2,169	2,615	4,784	6
	Children— Male	564	723	1,287	2
	Female	625	914	1,539	2
Gynaecological	Female	3,985	10,663	14,648	2
	Children— Female	5	...	5	1
Skin and Venereal disease...	Male	3,029	4,721	7,750	326
	Female	735	1,066	1,801	124
	Children— Male	596	545	1,141	98
	Female	476	408	884	45
Aural	Male	4,082	4,470	8,552	45
	Female	2,239	3,833	6,072	6
	Children— Male	1,396	1,935	3,331	25
	Female	1,341	2,012	3,353	29
Orthopaedic	Male	810	3,360	4,170	597
	Female	335	691	1,026	117
	Children— Male	223	705	928	122
	Female	149	293	442	55
Paediatric	Male	7,431	19,169	26,600	53
	Female	6,047	13,519	19,566	49
Ante-natal	Female	2,914	9,928	12,842	12
Post-natal	Female	223	2,938	3,161	...
Tuberculosis	Male	379	2,778	3,157	2
	Female	83	42	125	...
Psychiatric	Male	148	797	945	...
	Female	104	564	668	...
	Children— Male	48	245	293	...
Cardiology	Female	23	147	170	...
	Male	107	74	181	...
	Female	38	53	91	...
Gastro-Enterology	Male	7	7	14	...
	Female	3	4	7	...
	Children— Male	42	69	111	...
	Female	11	33	44	...
Dental	Male	1	...	1	...
	Female	1	1	2	...
Preventive and Social Medicine.	Male
	Female
	Children— Male	2	1	3	...
	Female	16	8	24	...
	Male	12	5	17	...
	Female	9	10	19	...
Total		87,515	1,82,948	2,70,463	13,609

(Anatomy Department):

- (23) Succinic dehydrogenase studies.
- (24) Reticular staining.

(Pharmacology Department):

- (25) Injection of Antihistaminic drugs into the lateral cerebral ventricles of cats.
- (26) Time of entry into the blood stream of Histamine injected into the lateral cerebral ventricle of cats.
- (27) Effect of Histamine on the Eosinophilic response of rats.

(Medical Department):

- (28) E. C. G. in Mitral Stenosis.
- (29) Complete Recovery following Transmural Myocardial Infarct.
- (30) Investigation of cases of Cirrhosis Liver and effect of Splenic Ligation on progress of a case.
- (31) Investigations on aetiology and treatment of anaemia.
- (32) Effect of Neoviasept in cases of Amoebic Dysentery.
- (33) Trial of oral Antidiabetic drug.
- (34) Study of clinical diabetes with special reference to effect of B 55 (carbutamide) and Talbutamide.
- (35) Work on investigation and treatment of Anaemic cases.
- (36) Investigations in cases of hepatomegaly with special reference to Cirrhosis of Liver.
- (37) Trial of Centil in Peptic Ulcer.

(Surgical Department):

- (38) Functions of the normal atrio-ventricular valves and the working of mitral valve in a Dog Heart.

(Obstetrics and Gynaecology Department):

- (39) Research on Oestrogen injection intracervical in Hypoplastic uterus.
- (40) Research on the Effect of Methergin on Labour with special emphasis on the III stage.

(RESEARCH ENQUIRY UNDER THE GOVERNMENT OF BOMBAY).

- (41) Determining the incidence of Hypertension vis-a-vis alcoholic habits.
- (42) Investigations into the factors affecting the susceptibility of diabetics to infection.

APPENDIX No. 29.**(LIST OF PUBLICATIONS BY THE STAFF).**

- (1) *Physiology Department*.—Effect of Acetyl choline in cooled heart—*Indian Journal of Medical Research* July 1957—by Drs. Rindani & R. C. Merchant.
- (2) Effect of Castration on certain hematological data in male rat—*Indian Journal of Medical Research*—to be published in October 1957—by Drs. Rindani, R. C. Merchant and A. L. Ketkar.
- (3) Effect of Reserpine free extract of *Ranvolfia Serpentina* on the action of ACTH and Cortisone—*Arch International pharmacodyn. et de therap*—accepted for publication.—by Drs. N. J. Kothari, T. H. Rindani & M. G. Naik.
- (4) Relationship of Male sex Hormone to Stress induced activation of adrenal cortex in rat—*Indian Journal of Medical Research*—to be published in October 1957—by Dr. T. H. Rindani.
- (5) Effects of Reserpine free extract of *R. Serpentina* on gastric acidity in man—Submitted for publication—Drs. T. H. Rindani and F. P. Antia.
- (6) Effect of Castration on Succinic Dehydrogenase activity in male rat liver—*Current Science*, 26, page 88, by Dr. T. H. Rindani and Dr. (Miss) Nalini Valanju.
- (7) Salivary amylase activity in human subjects—*Indian Jr. of Medical Research*—accepted for publication in January 1958 issue—by Shri S. N. Narayanrao.
- (8) Effect of ACTH on circulating eosinophil in normal human subjects—submitted for publication—Drs. M. G. Naik and T. H. Rindani.

Pathology Department:

- (9) Infantile Cirrhosis—*Gastroenterologia—Separatum* Vol. 86, No. 4, 406, 1956—by Drs. F. P. Antia & T. P. Bharadwaj.
- (10) Adrenal cortex and hepatic cirrhosis—Role of adrenal cortex in evolution of carbon tetrachloride induced cirrhosis—*Arch. Pathology*, 62, 200, 1956—by Drs. P. N. Wahi, H. D. Tandon and T. P. Bharadwaj.
- (11) Adrenal cortex and hepatic cirrhosis—Effect of cortisone on progress of carbon tetrachloride cirrhosis—*Arch. Pathology*, 62, 215, 1956—by Drs. P. N. Wahi, H. D. Tandon and T. P. Bharadwaj.
- (12) The effect of cortisone on the alkaline phosphatase activity of liver—an investigation into the significance of increased alkaline phosphatase in liver—*Ind. Jr. of Medical Science*, 10, 646, 1956—by Drs. T. P. Bharadwaj, Miss J. Andrews and D. S. Nadkarni.
- (13) Adenosine Triphosphatase activity of liver in acute carbon tetrachloride hepatopathy—*Ind. Jr. of Medical Science*, 10, 651, 1956—by Drs. T. P. Bharadwaj and P. P. Nair.
- (14) Aorto Pulmonary Fistula—*Ind. Jr. of Medical Science*, 10, 811, 1956—by Drs. T. P. Bharadwaj, K. Raman and M. D. Phatak.
- (15) Inefficacy of cortisone in prevention of acute carbon tetrachloride induced hepatic necrosis—*Jr. of Post-graduate—Medicine* 2, 67, 1956—by Dr. T. P. Bharadwaj and L. Monterio.
- (16) Bio-chemical and histochemical studies of the influence of molybdenum with and without vitamin E on alkaline phosphatase activity of liver and serum of albino rats by Drs. P. P. Nair, N. G. Magar and T. P. Bharadwaj.

Department of Medicine:

- (17) E.C.G. in Hypertension—*Ind. Practitioner*—July 55, pps. 753 to 760—by Dr. V. V. Shah.
- (18) Prolonged Cardiac Pain and E.C.G. in Coronary Disease—*Jr. of Association of Physicians of India*, Vol. IV, No. 4, October 1956, pp. 424 to 429—by Dr. V. V. Shah.
- (19) Intravenous Liver Extract with Vitamins in the Treatment of Anaemia—*The Antiseptic*, July 1956—by Dr. F. P. Antia.
- (20) Treatment of Ascariasis and *Ancylostoma Duodenale* with Hexylresorcinol—*The Indian Practitioner*, Vol. IX, No. 4, pp. 363-366, 1956—by Drs. F. P. Antia, I. S. Pratap and (Miss) P. V. Kunjannam.
- (21) Sigmoidoscopy—*Jr. of the Indian Medical Prof*, Vol. 2, No. 11, pp. 991-993, 1956—by Dr. F. P. Antia.

APPENDIX No. 30.

Number of students in the different classes:—

Class.	Male students.	Female students.	Total.
First M.B., B.S. (2nd term)	35	25	60
Second M.B., B.S. (1st term, New Rules)	32	12	44
Second M.B., B.S. (2nd term, New Rules)	24	5	29
Second M.B., B.S. (3rd term, New Rules)	27	9	36
Second M.B., B.S. (3rd term, Old Rules)	3	...	3
Second M.B., B.S. (4th term Old Rules)	7	1	8
Third M.B., B.S. (1st term, New Rules)	9	3	12
Third M.B., B.S. (2nd term, New Rules)	20	10	30
Third M.B., B.S. (1st term, Old Rules)	25	1	26
Third M.B., B.S. (2nd term, Old Rules)	28	3	31
Third M.B., B.S. (Condensed)	3	...	3
Second M.B., B.S. (Condensed)	2	1	3
First M.B.B.S. (Condensed)	...	1	1
Repeaters	56	8	64
M.C.P.S.	1	...	1
	272	79	351

RESULTS OF VARIOUS EXAMINATIONS.

Under graduate Examinations.

Examination.	Candidates appeared.	Candidates passed.
First M.B., B.S. April 1956	40	32
First M.B., B.S. October 1956	75	45
Second M.B., B.S. April 1956	65	45
Second M.B., B.S. October 1956	60	50
Third M.B., B.S. April 1956	60	25
Third M.B., B.S. October 1956	51	29

THE NAIR HOSPITAL DENTAL COLLEGE

Dr. V. M. Desai, D.D.S., F.D.S., R.C.S. (Eng. & Edin.), F.I.C.D., F.A.I.D., was in charge of the College as Dean throughout the year.

The College conducts a four year's course in Dentistry on the passing of which the College Dental Board awards the Diploma of L.D.Sc. (Bombay). Since June 1954, the College is affiliated to the Bombay University for B. D. S. Degree in Dentistry.

The admission standard for the students is Inter-Science (B-Group) Examination of the Bombay University or an examination equivalent to it and the course extends over 4 years. The College Diploma is recognised by the Government of Bombay, the Government of India, the Dental Colleges in U.S.A., the Royal College of Surgeons, United Kingdom and Other Foreign Universities. The Licentiates of the College are eligible to appear for the L.D.S. Examination of the Royal College of Surgeons, England and Edinburgh, after putting in only 9 months' practice in any recognised Dental Hospital in England. They are eligible for permanent commission in the Indian Army, Navy and Air Dental Corps. L.D.Sc. is eligible for Post-graduate qualification F.D.S., R.C.S. Examination. Diploma of U. K. and graduate qualification—M. S. or M.Sc.; D. D. S. & Ph.D. of U.S.A.

All types of Dental treatment such as Silver, Gold and Cement Fillings, Artificial Sets of Teeth, Regulation of Teeth of Children, etc., were done by charging fees as laid down by the Corporation. The College has an Academic Council to look after the academic affairs of the College. There is also an Advisory Dental Board which conducts Final L.D.Sc. Diploma Examination and advises the Dean and the Municipal Commissioner in the policy to be followed by the College and in matters of administration referred to them.

The College had in its new building, 76 Dental Chairs, 52 Dental Units, 2 Dental X-Ray Machines and other equipment to give dental treatment on most modern lines.

During the year under report, the following prominent persons visited the College.

- (1) Dr. H. Mehtab, Governor of Bombay.
- (2) Shri Dalip Singh, Sheriff of Bombay.
- (3) Dr. Ivy, Physiologist from U.S.A.
- (4) Shri V. B. X. Pillai, Secretary to Ministry of Health, Government of India.
- (5) Col. Lakshmanan C. K., Director General of Health Services.
- (6) Col. R. Vishwanathan, Deputy Director of Health Services.
- (7) Smt. Gulestan R. Bilimoria, Sheriff of Bombay.
- (8) Dr. T. M. Graber, Associate Professor of Orthodontics, North Western University, Chicago!

The College Students' Annual Social Gathering was held in Jai Hind College Hall. It was presided over by Dr. Jivraj N. Mehta, Finance Minister of the Bombay State Government and prizes were distributed to the winners in the Annual Sports by Shri Salebhoy Abdul Kadar, Mayor of Bombay!

The College is also conducting Research in Dentistry under the supervision of Dr. Fali S. Mehta, L.D.Sc. D.M.D., F.I.C.D. Indian Council of Medical Research and Messrs. Gibbs Research Project have given a substantial Grant during the year for Research Work.

Students on the Roll

	Males.	Females.	Total
First B. D. S.	47	11	58
Second B. D. S.	45	9	54
Third B. D. S.	13	1	14
Third L. D. Sc.	...	1	1
Final L. D. Sc.	23	3	26
	128	25	153

Resume of work done in the Clinics.

The total number of patients treated during the year under report was 56,917 (both in the morning and evening clinics) which included males 31,697, females 15,405 and children 9,815. Details of work done, operations performed, etc., are given in Appendices 'A'.

APPENDIX A.

Work done in the Clinics.

Full Denture Sets	244
Partial Sets	160
Repairs of Sets	99
Gold Bridge and Inlays	11
Acrylic Crowns	...
Silver Fillings	2,058
Zinc Oxide Cement and Temporary Fillings	1,595
Prophylaxis and Pyorrhoea Treatment	3,209
Dressings	524
Dental X-Ray	3,148
Porcelain Fillings	257
Root Canal Treatment	67
Consultation and Advice	14,694
Medications	1,336
Extractions under Local Anaesthesia	20,382
Surgical Extractions of root	1,648
Extractions under General Anaesthesia	3,689
Abscess Treatment	62
Alveolectomy	32
Surgical removals of impacted teeth	42
Orthodontia Treatment (regulations of teeth of children)	2,101
Patients admitted in the Nair Hospital on 4 Reserve Beds for Surgical Operations	22

During the year under report a total revenue of Rs. 72,629—0—0 was collected by way of fees from students and patients as against Rs. 76,881—10—0 during the preceding year. The total expenditure incurred came to Rs. 1,97,048—1—0 against Rs. 2,15,506—8—3 during the preceding year.

Poor Box Fund.

During the year under report 99 sets of upper and lower Artificial Teeth, 51 Partial Sets of Teeth, Repair of Sets of Teeth, 48, 3,148 X-Rays were given to poor deserving patients from the Fund. The total amount in the Fund was Rs. 3,717-13-1.

List of Teaching Staff.

Dean

- (1) Dr. V. M. Desai, D.D.S., F.D.S., R.C.S. (Eng.), F.D.S., R.C.S. (Edin.), F.I.C.D., F.A.I.D., Dean and Superintendent of the Dental College and Hospital.
- (2) Dr. H. D. Merchant, D.M.D., F.I.C.D., Vice-Dean.

Prosthetic and Crown and Bridge Department.

- (1) Dr. Fali S. Mehta, L.D.Sc., D.M.D., F.I.C.D., Head of the Prosthetic and Crown and Bridge Department, Professor in Dental Prosthesis, Evening Superintendent and Head of the Research Department.
- (2) Dr. H. H. Thakore, L.D.Sc., Lecturer and Demonstrator in Dental Prosthesis.
- (3) Dr. H. V. Rau, L.D.Sc., D.E.D.P., Lecturer and Demonstrator in Crown and Bridge.
- (4) Dr. B. Rebeiro, L.D.Sc., Demonstrator in Crown and Bridge.
- (5) Dr. N. J. Vasavada, L.D.Sc., Demonstrator in Dental Prosthesis.
- (6) Dr. N. B. Javle, L.D.Sc., Demonstrator in Dental Prosthesis.
- (7) Dr. B. C. Shroff, L.D.Sc., B.D.S., Clinical Assistant, Dental Prosthesis.
- (8) Dr. B. R. Hegde, L.D.Sc., Demonstrator in Prosthesis and Crown and Bridge Department.
- (9) Dr. A. R. Pinto, L.D.Sc., Demonstrator, Crown and Bridge Department.
- (10) Dr. C. B. Daruwalla, L.D.Sc., Clinical Assistant, Dental Prosthesis.
- (11) Dr. B. R. Kankaria, B. D. S., Demonstrator and Clinical Assistant. (Appointed from October 1956).
- (12) Dr. E. J. D'Souza, L.D.Sc., Demonstrator in Prosthetic Department. (Appointed from September 1956).

Operative Department.

- (1) Dr. V. M. Kher D.D.S., L.D.Sc., L.D.S., R.C.S. (Eng.) F.I.C.D. Head of the Operative Department and Professor in Operative Dentistry Preventive Principles in Dentistry. Practice Management, Pre-Clinical Dentistry, Oral Medicine and Children's Dentistry.
- (2) Dr. S. S. Sheth, L.D.Sc., Lecturer and Demonstrator in Operative.
- (3) Dr. P. J. Pathare, L.D.Sc., Demonstrator in Operative Dentistry.
- (4) Dr. A. Oliver, L.D.Sc., Demonstrator in Oral Anatomy.
- (5) Dr. A. G. Dalvi, B.Sc., L.D.Sc., Clinical Assistant, Operating Dentistry.
- (6) Dr. P. H. Batiwalla, L.D.Sc., Demonstrator in Operative Dentistry.
- (7) Dr. S. A. Tellis, L.D.Sc., Demonstrator, Operative Dentistry.
- (8) Dr. L. F. Cardoza, Demonstrator in Operative Dentistry.
- (9) Dr. A. D'Costa, Demonstrator, Operative Laboratory.
- (10) Dr. (Kumari) Meena J. Lalwani, L.D.Sc., Clinical Assistant, Operative Department.
- (11) Dr. F. E. Antia, L.D.Sc., L.D.S., R.C.S., Dental Surgeon in Children's Dentistry.

Orthodontia Department.

- (1) Dr. H. D. Merchant, D.M.D., F.I.C.D., Vice-Dean and Head of the Orthodontia Department and Professor in Orthodontia.
- (2) Dr. S. M. Munim, L.D.Sc., Clinical Assistant in Orthodontia.
- (3) Dr. J. M. D'Costa, L.D.Sc., Clinical Assistant and Demonstrator in Orthodontia.
- (4) Dr. (Kumari) Dhun Contractor, L.D.Sc., Demonstrator in Orthodontia.
- (5) Dr. (Kumari) R. Kamath, L.D.Sc., Demonstrator in Orthodontia.
- (6) Dr. V. M. Patel, B.D.S., M.D.S. (Tufts), Dental Lecturer in Orthodontia. (Appointed from July 1956)
- (7) Dr. P. R. Manjrekar, L.D.Sc., Demonstrator in Orthodontia.

Oral Surgery Department.

- (1) Dr. M. S. N. Ginwalla, L.D.Sc., D.D.S., M.S., F.I.C.D., Head of the Oral and Plastic Surgery Department and Professor in Oral Surgery.
- (2) Dr. R. B. Raut, L.D.Sc., F.I.C.D., Lecturer in Exodontia, and Local Anaesthesia and Clinical Assistant in Oral Surgery Department.
- (3) Dr. J. H. Mehta, M.B., B.S., D.A., Lecturer in General Anaesthesia, and General Anaesthetist to Oral Surgery Department.
- (4) Dr. P. V. Diwanji, L.D.Sc., Demonstrator in General Anaesthesia.
- (5) Dr. V. B. X. Almeida, M.B., B.S., Demonstrator in General Anaesthesia.
- (6) Dr. (Smt.) P. M. Mantri, L.D.Sc., Demonstrator in Exodontia and Oral Surgery.

Periodontia Department.

- (1) Dr. (Smt.) T. M. S. Ginwalla, D.D.S., L.D.S., R.C.D.S., F.I.C.D., Head of the Periodontia Department and Professor in Periodontia.
- (2) Dr. S. B. Sathé, B.D.S., L.D.Sc., Clinical Assistant in Periodontia Department.
- (3) Dr. B. C. Gomes, L.D.Sc., Demonstrator in Periodontia Department.
- (4) Dr. N. A. Piroshaw, L.D.Sc., M.D.S., (Tufts, U.S.A.), Dental Lecturer in Periodontia.

Dental Pathology Department.

- (1) Dr. H. M. Dholakia, L.D.Sc., (Bombay), L.D.S., R.C.S. (Eng.), Professor in Dental Pathology, Lecturer in Oral Diagnosis and Treatment Planning, Dental Physiology, Dental Histology and Dental Bacteriology.
 (2) Dr. J. M. Fonseca, L.D.Sc., Clinical Assistant, Examination and Treatment Planning Department.
 (3) Dr. Kali H. C. Kapadia, L.D.Sc., Demonstrator, Examination and Treatment Planning Department.

General Surgery Department.

- (1) Dr. A. B. C. Noronha, M.S., Lecturer in General and Clinical Surgery.
 (2) Dr. V. G. Daftary, M.S., Demonstrator in General Surgery.

General Medicine Department.

- (1) Dr. S. C. Sheth, M.D., Lecturer in General and Clinical Medicine.
 (2) Dr. N. C. Amin, M.D., Demonstrator in General Medicine.

General Materia Medica and Pharmacology

- (1) Dr. B. R. Kudchadkar, M.B., B.S., Demonstrator in Materia Medica and Pharmacology (Appointed from December 1956).
 (2) Dr. K. H. Gharat, M.B., B.S., Demonstrator, Materia Medica and Pharmacology.
 (3) Dr. M. S. Kekre, M.B., B.S., Demonstrator in Materia Medica and Pharmacology.
 (4) Dr. W. B. Bhawe, M.B., B.S., Lecturer in Materia Medica (Appointed from July 1956).

General Pathology Department

- (1) Dr. K. Raman, M.D., Acting Honorary Pathologist and Lecturer in General Pathology.
 (2) Dr. K. K. Ahuja, M.B., B.S., Demonstrator in Pathology. (Appointed from 19-2-1957).
 (3) Dr. (Miss) S. K. Ravat, M.B., B.S., Demonstrator in Pathology. (Appointed from 7-1-1957).

Histology Department

- (1) Dr. E. J. D'Souza, M.S., Lecturer in General and Special Histology.

Bacteriology Department.

- (1) Dr. T. P. Bharadwaj, M.D., Lecturer in General and Dental Bacteriology.
 (2) Dr. S. S. Jain, L.S.M.F., M.B.B.S., Demonstrator to Pathology and Bacteriology. (Appointed from 7-1-1957).

Anatomy Department.

- (1) Dr. V. G. Kale, F.C.P.S., Lecturer in General and Special Anatomy.
 (2) Dr. M. M. Tegghalli, M.B., B.S., Demonstrator, General and Special Anatomy.
 (3) Dr. M. L. Joshi, M.B., B.S., Acting Demonstrator, General and Special Anatomy.
 (4) Dr. S. A. Mehendale, M.B., B.S., Demonstrator, General and Special Anatomy.
 (5) Dr. M. B. Kher, M.B., B.S., Demonstrator, General and Special Anatomy.

Radiology Department.

- (1) Dr. G. H. Nerurkar, M.B., B.S., Lecturer in General and Dental Radiology.
 (2) Dr. L. G. Shirwatkar, B.D.S., Demonstrator, Radiology Department.

Physiology Department.

- (1) Dr. T. H. Rindani, M.D., Lecturer in General and Special Physiology.
 (2) Dr. J. V. Bhatt, M.B., B.S., Demonstrator in Physiology.
 (3) Dr. M. G. Naik, M.B., B.S., Demonstrator in Physiology.

Bio-Chemistry and Metallurgy.

- (1) Professor Narayan Rao, M.Sc., Lecturer in Bio-Chemistry and Metallurgy.
 (2) Dr. I. K. Ramchandani, B.Sc., M.D., Demonstrator in Bio-chemistry and Metallurgy.
 (3) Shri B. D. Punekar, M.Sc., Demonstrator in Bio-chemistry. (On study leave).
 (4) Smt. J. Valenju, M.Sc., Demonstrator in Bio-chemistry. (Appointed Acting from 10-9-1956).

Physical Instructor.

- (1) Shri N. N. Kajrolkar.

Artist.

- (1) Shri W. D. Pachare.

Municipal General Hospital, Sion, and Annapurnabai Deshmukh Hospital For Women

1. *Administrative Staff.*—Dr. S. V. Joglekar, M.S., F.C.P.S., was incharge of the hospital as Superintendent during the year under report, except for the period from 21st May 1956 to 4th June 1956 and from 11th August 1956 to 10th September 1956, when Dr. V. S. Shevade, Assistant Medical Officer looked after his duties.

Dr. V. S. Shevade M.B.B.S. continued as Assistant Medical Officer except for the period from 7th May 1956 to 10th June 1956 during which period Dr. P. H. Keni, M.B.B.S., Senior Casualty Officer, was appointed in his place.

The names of the medical staff, with their designations and qualifications are given in Appendix No. 1

2. *New Departments.*—The Department of Dentistry was started from 1st February, 1956 and Dr. R.B. Raut, L.D. Sc., (Bom), F.I.C.D. was appointed as Honorary Dental Surgeon from that date.

3. Distribution of beds.

Non-Paying Beds.

Department.	Male.	Female.	Children.	Total.
Medical	58	50	23	131
Surgical	56	23	9	88
Gynaec and Obstetric	...	70	...	70
E. N. T.	2	2	3	7
Skin	2	2
Ophthalmic	2	2
Total	120	145	35	300

Part-Paying Beds

Department.	Male.	Female.	Children.	Total.
Medical	12	6	...	18
Surgical	13	6	...	19
Gynaec and Obstetric	...	13	...	13
	25	25	...	50

4. *Indoor and Outdoor Patients.*—The total number of patients admitted during the year under report was 18,873 as against 16,926, 15,528 and 14,018 during the year 1955, 1954 and 1953 respectively. Out of 19,253 (18,873 new admissions plus 380 remained on 1st January 1956) indoor patients treated during the year under report, 6,404, 4,128, 772, 124, 30 and 3 were for Medical, Surgical, E. N. T., Ophthalmic, Skin and Dental complaints respectively and 7,412 were treated at the "ANNAPURNABAI DESHMUKH HOSPITAL FOR WOMEN" for deliveries and Gynaec complaints and 379 remained on 31st December 1956. The result of treatment is shown below :—

	Cured.	Relieved.	Other-wise.	Delivered.	Left before delivery.	Died.	Remained on 31-12-1956.
Municipal General Hospital, Sion Medical and Surgical Departments	5,660	3,556	1,235	1,009	276
Annapurnabai Deshmukh Hospital for Women-Gynec and Maternity Departments	592	689	70	4,746	1,197	20	103
Total	6,252	4,345	1,305	4,746	1,197	1,029	379

In addition to 1,029 deaths among adults mentioned above, there were 480 deaths due to prematurity, still births and other causes among infants, bringing the total number of deaths to 1,509.

Out of 1,509 deaths, 446 took place within 24 hours of admission, 168 after 24 hours but within 3 days of the admissions, 480 were due to still births, prematurity and other causes of infant-mortality and the remaining 415 died after three days of admission in the hospital.

The highest in-patients and out-patients attendance on a single day was 433 and 2,413 respectively.

The summary of In-patients and Out-patients classified according to departments and sex is given in Appendices Nos. 2, 3 and 4.

The summary of In-patients according to the diseases and result of treatment is shown in Appendix No. 5

The summaries of general, aural, ophthalmic and dental operations performed according to the nature and results are given in Appendices Nos. 6 to 9.

The summaries of in-patients treated and operations performed in the "Annapurnabai Deshmukh Hospital for Women" have been given in Appendices Nos. 10 and 11.

5. *Paying Patients.*—This scheme was given effect to from 1st September 1951. Rs. 10.00 and Rs. 5.00 per patient per day are being charged for Special Room and General Paying Ward respectively. The number of patients admitted during the year under report was as under :—

	1954	1955	1956
(1)—General Paying Ward and Special Room	1,413	1,239	1,643
No. of Operations performed on Paying Patients			
(1)—Major	289	267	259
(2)—Minor	175	164	338

6. *Casualty Department.*—20,553 accident and other emergency cases were treated in the Casualty Department.

7. *Minor Surgery Department.*—6,786 minor operations were performed in the Minor Surgery Department.

8. *Department of Pathology.*—60,059 investigations were carried out in the Department of Pathology and Bacteriology, out of which 32,107 were carried out on out-patients and 27,952 were carried out on in-patients and 188 autopsies were performed. The details have been shown in Appendix No. 12.

9. The department of Anaesthesia is working in close collaboration with the department of Surgery, Ear-Nose, Throat, Midwifery and Gynaecology.

During the year 1956, the total number of cases that received anaesthesia were 8,455, out of which 5,733 cases received regional anaesthesia, 963 cases endo-tracheal anaesthesia, 484 cases intravenous anaesthesia and 1,175 cases received the open drop Ethyl Chloride ether anaesthesia.

10. *Department of Electro Cardiography.*—Electro-Cardiograph tracings were taken on 654 in-patients as well as on out-patients as shown in Appendix No. 13.

11. *X-Ray Department.*—The work done in the X-ray department is shown in the Appendix No. 14.

12. *Expenditure.*—The approximate total expenditure was Rs. 14,79,000. The diagram in the Appendix No. 18 shows the percentage of expenditure on each item.

The detailed expenditure per patient per day, compared with the year 1955 is given below :

Expenditure on per out-patient per day

	Medicines Drugs and equipments	Stores and Linen.	Heating and Lighting.	Miscellane- ous.	Establish- ment	Repairs to Building.	Total.
	Rs. a. p.	Rs. a. p.	Rs. a. p.	Rs. a. p.	Rs. a. p.	Rs. a. p.	Rs. a. p.
1955	0 3 3	0 0 5	0 0 3	0 0 7	0 11 0	0 0 4	0 15 10
1956	0 3 6	0 0 6	0 0 5	0 0 8	0 9 0	0 0 6	0 14 7

Expenditure on per in-patient per day.

	Diet.	Medicines and Drugs Equipment.	Stores and Linen.	Heating and Lighting.	Miscel- laneous.	Establish- ment.	Repairs to Buildings.	Total
	Rs.	Rs.	Rs.	Rs.	Rs.	Rs.	Rs.	Rs.
1955	... 0 15 6	1 3 6	0 6 1	0 3 2	0 7 6	4 4 1	0 4 2	7 12 0
1956	... 1 0 4	1 5 0	0 6 0	0 5 9	0 8 0	3 6 0	0 6 1	7 5 2

13. *Library.*—44 recent additional books on all subjects were purchased during the year and 18 books were received as donation, bringing the total to 505 books. 56 Journals were subscribed during the year.

14. *Medico-Social Service Department.*—The new department of Medico-Social Service was started from 1st August 1956, from which date Smt. H. K. Sukthankar, M.A., ss.A. (Tata Institute of Social Service) was appointed as Medico-Social Worker. The services rendered by this department to the needy patients from this hospital referred to by the various departments will be seen from the following table :

Medical Social follow-up	Kerosene oil Poisoning Survey.	Medical aid such as Injections, etc.	Skimmed Milk Powder.	Accommodation	Total No. of patients helped.
130	86	30	50	32	328

Immediately after the department started functioning, 2 bales, of warm clothes were received from Y. M. C. A., Bombay, as donation. Similarly a donation of 600 ampoules of Procaïn Penicillin and 100 ampoules of Streptomycin solution were received from St. Xavier's College, Bombay.

15. *Poor Box Fund.*—The amount in the Poor Box Fund as on 31st March 1956 stood at Rs. 98,831-8-8. Collections from the boxes, donations, sale of drugs and injections and other miscellaneous receipts during the year under report amounted to Rs. 56,559-8-4 and expenditure amounted to Rs. 39,299-5-3. The amount in the Poor Box Fund as on 31st March 1957 stood at Rs. 1,16,091-11-9. (Appendices Nos. 15 and 16).

The list of donors who have donated Rs. 50 and above is given in Appendix No. 17.

Radium treatment was given to 13 patients during the year under report.

A free donation of 4 sets of blood plasma per month was continued to be received during the year from the Director, Haffkine Institute, Bombay.

Articles worth Rs. 400 were received as donation from the Indian Red Cross Society.

16. *Nurses Training School.*—25 students were admitted for the course of training in Midwifery during the year and all were declared successful. Two of them stood first in the whole State of Bombay, in the examination held in May 1956 and February 1957.

17. *Medical Staff Society.*—The Medical Staff Society was established during the year and 8 monthly meetings were held. Papers were read on interesting subjects by the medical staff.

18. *Social Activities.*—The 9th Anniversary of the Institution was celebrated on 7th April 1956 when a variety entertainment programme including Marathi drama was arranged by the members of the staff of this hospital. Shri Mangaldas M. Pakwasa, Ex. Governor of Bombay, presided over the function.

19. *M. G. Hospital, Sion, Works Committee.*—During the year two meetings of the Hospital Works Committee were held.

20. *Recognition of the M. G. Hospital, Sion for teaching post-graduate and under-graduate students.*—The Municipal General Hospital, Sion, is affiliated to the University of Bombay and to the College of Physicians and Surgeons of Bombay for post-graduate as well as under-graduate students. This hospital has been attached to the T. N. M. College for clinical instructions to the under-graduate students.

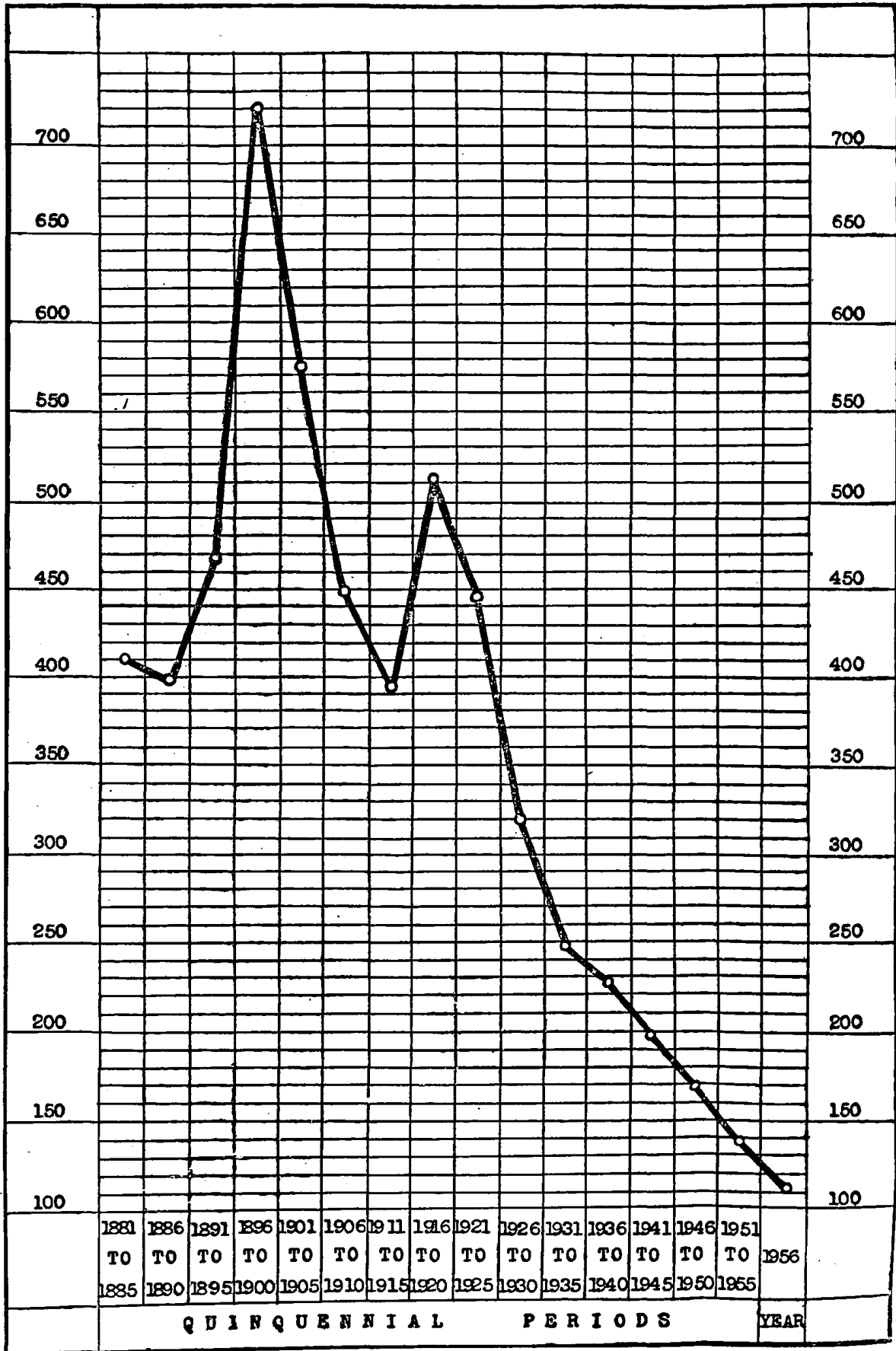
INDEX OF APPENDICES

Appendix No.	Particulars.
1	Medical Staff.
*2	Summary of In-patients admitted (Classified according to Department and Sex).
*3	Summary of Out-patients—New and Old (Classified according to Department and Sex).
4	Summary of In-patients, Out-patients and Operations.
*5	Summary of In-patients (Classified according to the diseases and result of treatment).
*6	Summary of General Operations performed (Classified according to the nature and result).
*7	Summary of Aural Operations (Classified according to the nature and result).
*8	Summary of Ophthalmic Operations (Classified according to the nature and result).
*9	Summary of Dental Operations.
*10	Summary of In-patients treated in the "Annapurnabai Deshmukh Hospital for Women" (Classified according to disease and result of treatment).
*11	Summary of Operations performed in the "Annapurnabai Deshmukh Hospital for Women" (Classified according to the nature and result).
*12	Statement showing Pathological, Bacteriological and Biochemical investigations done on out-patients and in-patients including autopsies and intravenous solutions manufactured in the Pharmacy Section.
*13	Statement showing Electro-Cardiographic Tracings.
*14	Statement showing the work done in the X-Ray Department.
15	Statement showing the accounts of the Poor Box Fund.
16	Balance Sheet of the Poor Box Fund.
17	List of Donors.
*18	Chart showing allocation of Grants, etc.

* Not Printed.

DIAGRAM D

DEATHS IN INFANTS PER 1000 BIRTHS IN BOMBAY CITY (1881 1956)



APPENDIX No. 15
MUNICIPAL GENERAL HOSPITAL, SION, BOMBAY 22 POOR BOX FUND

Statement of Account for the year 1956-57.

RECEIPTS.			EXPENDITURE.		
	Rs.	a. P.		Rs.	a. P.
By Balance in hand as on 31-3-1956	98,831	8 8	To Revenue Stamps	...	22 8 0
.. Collection from Boxes	9,688	8 4	.. Conveyance charges	...	59 15 0
.. Donations	3,070	9 9	.. Purchase of Costly medicines	...	21,625 14 9
.. Miscellaneous	2,042	11 3	.. Purchase of Blood Transfusions	...	10,976 5 6
.. Sale of Blood Transfusions and Plasma	7,597	8 0	.. Miscellaneous Expenditure	...	2,933 13 0
.. Interest	2,023	7 0	.. Printing and Stationery	...	75 6 0
.. Issue of Certificates	4,772	0 0	.. Establishment	...	1,104 12 0
.. Sale of Costly Drugs	25,564	12 0	.. Moiety to R. M. Os.	...	2,383 8 0
.. Royalty for O.P.D. Canteen	1,800	0 0	.. Amenity to Poor	...	117 3 0
			Deposit with Municipal Co-operative Bank Ltd.	30,000	0 0
			National Savings Certificate	40,000	0 0
			Municipal Debentures	24,875	0 0
			Balance in Central Bank of India, Ltd.	21,107	4 3
			Balance in hand	109	7 6
					39,299 5 3
					1,16,091 11 9
Total	1,55,391	1 0			1,55,391 1 0

APPENDIX No. 16

MUNICIPAL GENERAL HOSPITAL, SION, POOR BOX FUND

Balance Sheet for 1956-57.

LIABILITIES		ASSETS		
	Rs.	a. P.	Rs.	a. P.
Fund Account Balance	98,831	8 8	Cash Balance in hand as on 31-3-1957	109 7 6
Excess of receipts over Payments	17,260	3 1	Cash Balance in Central Bank of India Ltd.	21,107 4 3
			<i>Investment.</i>	
			Deposit with Municipal Co-operative Bank Ltd.	30,000 0 0
			National Savings Certificates	40,000 0 0
			Municipal Debentures	24,875 0 0
				94,875 -0
Total	1,16,091	11 9		1,16,091 11 9

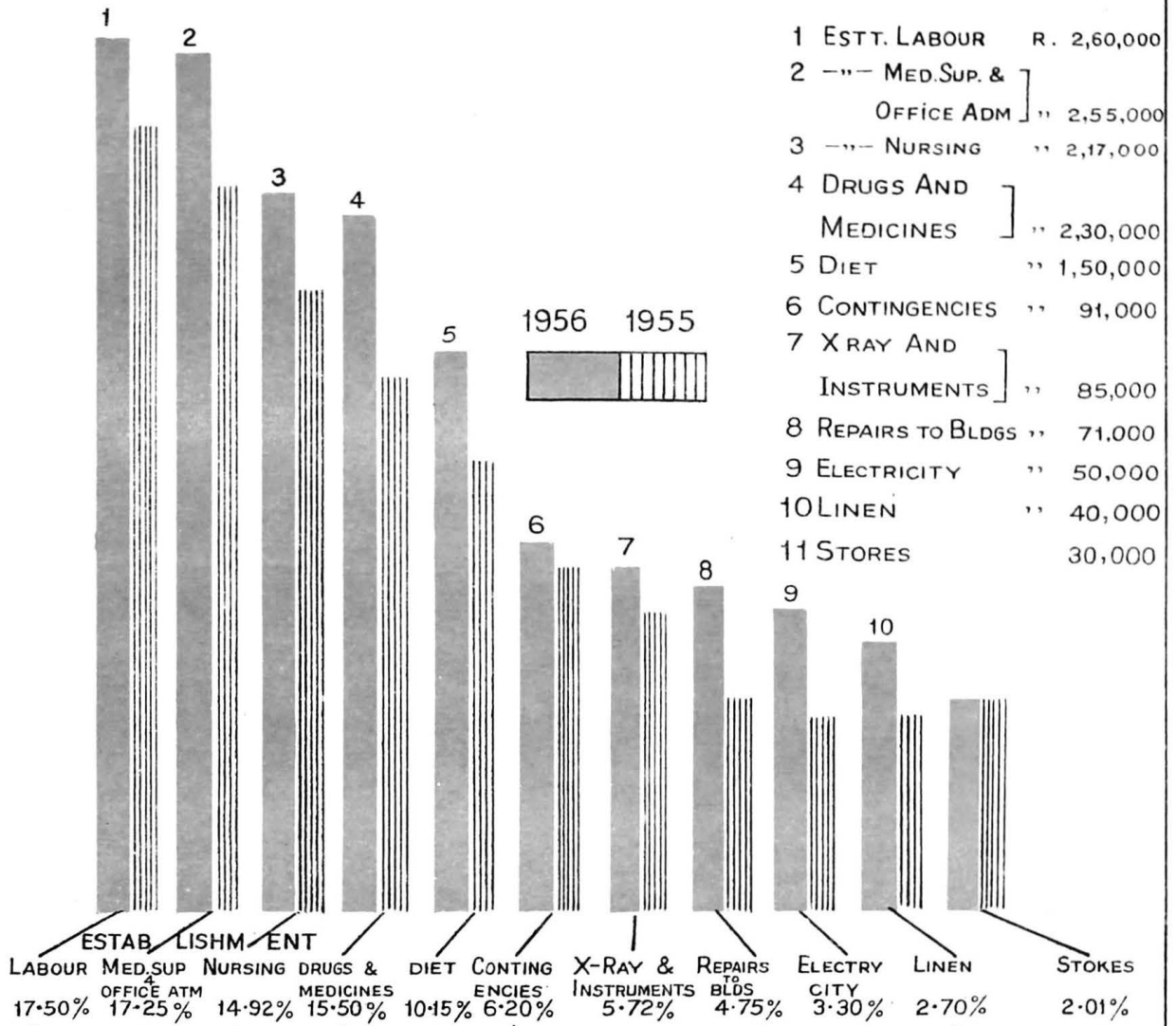
APPENDIX No. 17

MUNICIPAL GENERAL HOSPITAL, SION, POOR BOX FUND

List of Donors who have donated Rs. 50 and above during the year 1956-57:—

	Rs.
(1) Shri A. S. Navalkar	150
(2) Shri R. M. Dixit	51
(3) Shri O. A. Sanghavi	100
(4) Messrs. Basant Rubber Factory	51
(5) The Chief Presidency Magistrate	50
(6) Smt. Sushilabai B. Athavale	101
(7) Shri H. S. Gupte	50
(8) Shri Mangatram Nandram	501
(9) Shri Giridharilal S.	101
(10) Shri Manji Kunvarji	51
(11) Shri T. A. Sonavne	100
(12) Messrs. W. T. Surgen & Co., Ltd.	50
(13) Shri Alidas Mengraj	51
(14) Shri G. J. Saldhana	50
(15) Messrs. Zandu Pharmaceutical Works Ltd.	101
(16) Messrs. Hitra Equipments	51
(17) Shri M. Nanazee	100
(18) Shri M. M. Dhruv	50
(19) Messrs. Mukund Iron Steel Works	51
(20) Messrs. Tata Industries Ltd.	250
(21) Messrs. S. S. Krishnan's Clinic	51
(22) Shri Serach J. Ashton	100
(23) The Chief Presidency Magistrate	50
(24) Dr. D. S. Patkar	50

APPENDIX 18
ALLOCATION OF GRANTS FOR THE YEAR 1956.



YEAR	PATIENTS TREATED O.P.D	TREATED INPATIENTS	OPERATIONS PERFORMED	DELIVERIES
1955	3,88,849	16,926	11,413	4,706
1956	4,43,596	18,873	12,737	5,343

GROUP OF T. B. HOSPITALS (SEWRI)

The Group of T. B. Hospitals consists of Ramesh Premchand T. B. Hospital, Extension Blocks (two hutments) the Bahadurji Block and the Turner Sanatorium. Two additional floors were constructed over the old R. P. T. B. Hospital building at a total cost of Rs. 4,39,613.00. The three T. B. Clinics, *viz.*, the Turner T. B. Clinic at Princess Street, the Foras Road T. B. Clinic and the Lalbag T. B. Clinic were attached to these hospitals.

Dr. M. S. Kavarana, M.B., B.S., F.C.P.S. (Bom), D.M.R.E. (Cantab), T.D.D. (Wales), was in charge of the Hospitals and the T. B. Clinics as Medical Superintendent, during the year under report.

Dr. I. D. Killawala, M.B.B.S., T.D.D. (Bom), held the post of Assistant Medical Officer, during the year.

Dr. J. H. Vanarase, M.B.B.S., T.D.D. (Wales), held the post of Medical Officer, Princess Street T. B. Clinic and Dr. S. A. Shah, M.B.B.S., D.P.H., T.D.D. (Madras), was the Medical Officer In-charge, Foras Road and Lalbag T. B. Clinics during the year under report.

There were 5 Medical Units and 4 Surgical Units working during the year.

The Honorary staff attached to the Group of T. B. Hospitals was as shown in appendix No. 1.

Accommodation

In July 1956 the accommodation was increased by 100 beds after the construction of two additional floors on the old R. P. T. B. Hospital building. 100 beds were reserved by the Bombay Municipal Corporation at the Sarvodaya Hospital Ghatkopar, from May 1956, where patients from the waiting list of these hospitals were sent for admission. The scheduled strength of the beds thus increased to 558 (458 beds at the Group of T. B. Hospitals and 100 beds at the Sarvodaya Hospital at Ghatkopar), during the year as against 358 beds during the previous year.

Details of beds at the G. T. B. Hospitals.

	Male	Female	Total
(a) Medical	156	129	285
(b) Surgical	114	59	173
Total	270	188	458
(c) Medical at the Sarvodaya Hospital	100
Total	558

Admissions.

The number of patients suffering from Pulmonary Tuberculosis in various stages of the disease treated at the Group of T. B. Hospitals during the year are shown in appendix No. 2.

The number of patients admitted and deaths that occurred according to age groups are shown in appendix No. 3.

The heaviest morbidity was in the age group between 20 and 30 years as has been the case in the previous years. The morbidity figures show a high incidence of death in the age group between 20 and 30 years.

Out-patients Department.

The out-patients department was conducted at the Turner Anti-T. B. Dispensary at the Princess Street every morning, and on some days in the afternoon, by the Honorary Physicians and Surgeons attached to these hospitals. The patients had to be kept on the waiting list prior to their admission on account of shortage of beds.

Works Committee and the Welfare Centre.

The Works Committee and Welfare Centre established in the year 1950 as per the Adjudicator's Award continued to function during the year. The latter was supervised by the Labour Officer of the Bombay Municipal Corporation. 2 meetings of the Works Committee were held during the year.

Welfare activities such as literacy classes, library, games, debates, entertainment programmes, etc., were carried out during the year.

Panel Committee.

Offences committed by the Hospital labour employees were investigated by a Panel consisting of the Assistant Medical Officer, Matron, the Labour Officer and a representative of Labour.

Library.

Indian and foreign medical journals were regularly subscribed for the benefit of the medical staff. A few new books were also purchased and added to the library during the year.

Visitors.

The hospitals were visited by (1) Shri R. R. Sontam, C. M. O. Municipal Board, Kanpore, (2) and the members of the International Tuberculosis Conference, during the year.

APPENDIX No. 3.

Deaths occurred according to age-groups.

Age-group	No. of patients admitted.	No. of death occurred
1—5	3	1
5—10	25	2
10—15	92	6
15—20	454	27
20—25	733	48
25—30	544	41
30—35	315	21
35—40	233	27
40—45	145	18
45—50	107	19
50—55	74	9
55—60	46	19
60—65	23	5
65—70	5	2
70—75
75—80
80—85
Total ...	2,800	245

APPENDIX No. 4.

Work done in the Laboratory.

Blood count	3,144
Blood matching	689
Blood Group	1,041
Sputum concentration	3,076
Total sputum examination	7,722
Blood E. S. R.	5,457
Culture	115
Total urine examinations	2,696
Faeces examinations	2,623
Miscellaneous tests	152
Bleeding and clotting time	176

APPENDIX No. 5

Surgical operations performed

Phrenic Evulsions	215
Thoracoplasty	117
Lobectomy	53
Pneumonectomy	26
Bronchography	106
Bronchoscopy, Laryngoscopy and Oesophagoscopy	109
Miscellaneous operations	42
Total ...	668

Appendix No. 6.

Work done in the wards.

Primary A. Ps.	31
Primary P. Ps.	1,242
Refills—A.P.	38
Refills—P.P.	4,581

APPENDIX No. 7

Poor box charity accounts.

	Rs.	a.	p.
(a) Costly medicines such as streptomycin, P.A.S. etc.	595	8	0
(b) Cost of blood transfusions	3,560	0	0
(c) Establishment charges	100	0	0
(d) Miscellaneous such as news papers, bills, Radio repairs, etc.	138	12	9
(e) Moiety paid to Medical staff	191	3	0
Total ...	4,585	7	9

APPENDIX No. 8.

Cases examined at the clinics.

	Princess Street	Foras Road	Lalbaug	Total
New cases of Pulmonary Tuberculosis ...	11,066	1,849	135	13,050
New cases of T. B. of other parts ...	11	11
New cases of non-tuberculosis ...	21,627	5,417	315	27,359
Total attendance of new cases ...	32,704	7,266	450	40,420

APPENDIX No. 9

Cases detected as per age group

Upto ...	10	15	20	25	30	35	40	45	50	Total
Princess Street ...	404	838	1,923	2,200	2,001	1,186	1,014	715	796	11,077
Foras Road ..	147	141	394	355	294	161	134	72	151	1,849
Lalbaug ..	7	11	24	23	28	15	8	11	8	135
	558	990	2,341	2,578	2,323	1,362	1,156	798	955	13,061

APPENDIX No. 10

Other work done at the Clinics.

	Princess Street.	Foras Road	Lalbaug	Total
Total No. of contacts examined ...	1,764	395	128	2,287
Total No. of sputum Examinations ...	160	44	...	204
Total No. of domiciliary visits ...	2,751	3,864	1,152	7,767
Total No. of radiograms taken ...	455	455
Total No. of screenings done ...	53,500	14,321	...	67,821
Total No. of attendance ...	46,063	18,143	4,251	68,457

A. P. and P. P. work done.

(a) Primary A. Ps. and P. Ps. induced at the clinic	20	...	20
(b) No. of cases referred ...	294	129	...	423
(c) Total No. of A. P. and P. P. refills given ...	10,891	6,530	...	17,421

LEGAL DEPARTMENT

During the year under report, Shri B. G. Desai held the charge of this Department.

This Department attended to the following work:—

(1) All conveyancing matters including Sales, Leases, Agreements, Contracts and Licences, (2) Suits and other proceedings in the High Court, City Civil Court and Small Causes Court, (3) Appeals against rateable value in the Small Causes Court, (4) Prosecutions under the Municipal Act and other cases in the Police Courts, (5) References from various Departments on questions of law, (6) Amendments to the Municipal Act, Rules and Bye-laws, (7) Cases under the Workmen's Compensation Act.

During the year under report 7,485 files were received from various Departments and 1,784 letters were written to outside parties or their legal advisers; opinions on different Departmental matters and advices on 140 documents were given.

The Department attended to the following matters in the different Courts:—20 High Court Suits, 184 City Civil Court Suits, 7 High Court Criminal Revision Applications, 3 High Court Criminal Appeals, 63 Assessment Appeals, 209 Small Causes Court Suits, 39 Small Causes Court References, 2 High Court Appeals from the Small Causes Court, 354 Police Court Cases, 6 Applications, before the Commissioner, Workmen's Compensation, 320 Applications under the minimum of wages Act before the Authority under the said Act, 41 Applications under the payment of wages Act before the Authority under the said Act.

The following documents were completed:—

6 Conveyances, 23 Leases for 999 years or in perpetuity, 2 New Leases, 1 Surrender, 27 Temporary Leases (Monthly Tenancy Agreements), 34 Licences to Assign, 21 Licences and Deed of Covenants, 2 Agreements, 12 Powers of Attorney and 2 Deeds of Transfer.

During the year under report, the income of this Department (costs recovered) amounted to about Rs. 17,724-5-6 and the expenditure to about Rs. 84,096-12-9.

Details of the High Court Suits are given in the statement attached.

B. G. DESAI
Solicitor to Corporation.

Serial No.	Suit No	Names of Parties.	Nature of Suit.	REMARKS.
1	H. Ct. Suit No. 2784 of 1948.	M. C. vs. A. A. Bhoemia ...	For ejection, possession and arrears of ground rent	Steps in execution of decrees are in progress.
2	H. Ct. Suit No. 915 of 1952.	Kashinath Waman Tiloo vs. M. C.	Suit for damages in respect of dismissal of the Plaintiff from Municipal service	Suit Settled.
3	H. Ct. Suit No. 354 of 1953.	Shiv Dulare Tiwari vs. M. C.	For damages in respect of Plaintiff's dismissal from Municipal service.	Suit pending.
4	H. Ct. Suit No. 781 of 1953.	M. C. vs. Ganpat Vithoba Apte & Others	For recovery of assessment dues ...	Decree passed.
5	H. Ct. Suit No. 823 of 1953.	C. F. Walton vs. M. C. ...	For damages in respect of criminal proceedings taken by the Administrator of Ex-Kurla Municipality.	Suit dismissed.
6	H. Ct. Appeal No. 630 of 1954.	M. C. vs. Charity Commissioner.	Appeal against the decision of the City Civil Court regarding registration of the Topiwala National Medical College as a Public Trust.	Appeal dismissed.
7	H. Ct. Misc. No. 128 of 1956.	Mohaniraj Raoji Kale vs. The State of Bombay & Others.	For recovery of possession of plot at Chembur.	Petition rejected by court.
8	H. Ct. Misc. No. 129 of 1956.	Messrs. Patang Brand Soap Factory vs. P. R. Nayak & Another	For a Writ of Mandamus in a matter in respect of a license applied for by the Petitioners from the Municipal Corporation.	Petition dismissed with costs.
9	H. Ct. Misc. No. 172 of 1956.	Islam Masiullah vs. C. K. Patel & Another.	For issuing a Writ of Mandamus, etc. in respect of Hawker's license which was cancelled.	By consent, no order was made on the petition.
10	H. Ct. Misc. No. 173 of 1956.	Abdul Hamid vs. C. K. Patel & Another.	Do. do. ...	Do.
11	H. Ct. Misc. No. 174 of 1956.	Ahmed Ismail vs. C. K. Patel & Another	Do. do. ...	Do.
12	H. Ct. Misc. No. 175 of 1956.	Mahomed Siddique vs. C. K. Patel & Another.	For issuing a Writ of Mandamus etc. in respect of Hawker's license which was cancelled.	By consent no order was made on the petition.
13	H. Ct. Suit No. 339 of 1956.	Mathradas Haridas Thakkar vs. M. C.	Suit for return of the goods and machinery or in the alternative for damages.	Suit pending.
14	H. Ct. Suit No. 378 of 1956	Shankar Gunaji Chavan vs. Municipal Commissioner & Another	For a declaration that the Plaintiffs and other members of the mandal are not squatters in the Dadar Municipal market but they are stall holders etc.	Suit pending.
15	H. Ct. Misc. No. 379 of 1956.	The Municipal Mazdur Union vs. M. C. & Another.	For issue of a Writ of Mandamus in a matter in respect of Provision of the Minimum Wages Rules 1951.	Petition dismissed.
16	H. Ct. Misc. No. 395 of 1956.	Jagdambasingh vs. M. C. & Others.	For issue of a Writ of Mandamus in a matter in respect of Notices dated 18-10-56 and 19-11-56 issued by the Respondents under Section 380 of the B. M. C. Act.	Petition pending.
17	H. Ct. Misc. No. 397 of 1956.	Devnarayansingh vs. M. C. & Others	Do. do. ...	Do.
18	H. C. First Appeal No. 494 of 1956.	Khwaja Abdul Rahim & Another v. M. C. & Others	Appeal from the decision of the City Civil Court in respect of Butcher's shop at Worli.	Appeal pending.
19	H. Ct. Misc. No. 51 of 1957.	Birendrasingh vs. Municipal Corporation & Others	For an order directing the Municipal Corporation to issue a permit under Section 390 of the B. M. C. Act in respect of Mitsui Mills.	Petition is not admitted and the same is still pending.
20	H. Ct. Special Civil Application No. 290 of 1957.	P. B. Samant vs. The State of Bombay & Others.	For issue of Writ of Mandamus from enforcing the provisions of the Bombay Act Nos. 57 and 58 of 1956 and for a declaration that the Village Panchayat of village Goregaon is still a valid body, etc.	Petition dismissed with costs.

EDUCATION

- Smt. Kapila T. Khandvala, B.A., B.T. (Bom.), M.A., (U.S.A.), continued to hold the Office of the Education Officer, throughout the year except during her leave period from 9th May to 23rd June 1956 when Shri M. P. Shah, B.Sc., B.T., T.D. (Lond.), Superintendent, Municipal Gujarati and Aided Schools, officiated as Education Officer.

II.—Municipal Schools, Pupils and Teachers

- The number of Municipal Schools and Classes in Greater Bombay at the beginning and at the end of the year was as follows:—

	As on 1st April 1956.			As on 31st March 1957.			Total.
	City.	Suburbs.	Total.	City.	Suburbs.	Ext. Subs.	
Schools	352	98	450	355	109	54	518
Classes	45	34	79	47	39	1	87

The change in the number of Schools at the beginning and at the end of the year was due to the following changes that took place during the year under report:—

	City.	Suburbs	Extended Suburbs	Total
(1) No. of New Classes Opened	3	11	...	14
(2) No. of Schools opened	1	2	...	3
(3) No. of Schools converted into Classes	2	1	...	3
(4) No. of Classes converted into Schools	3	7	...	10
(5) No. of Schools in Greater Bombay taken over	1	3	...	4
(6) No. of Schools from Extended Suburbs taken over on 1-2-1957	54	54
(7) No. of Classes in Extended Suburbs	1	1

On the principle of providing higher standards for 35 children or more in the City and Suburban Schools and 25 children or more in the outlying far-away Schools in the Suburban Villages or in areas with village conditions, higher standards, viz. V, VI and VII, were opened in 16 Schools in the City and 7 Schools in the Suburbs from June 1956, thus providing facilities for Upper Primary Education.

The total number of Upper Primary (including Vocational) and Lower Primary Schools and Classes was 245 and 360 respectively as against 208 and 321 during the preceding year. The scheme of amalgamation of Schools and co-education introduced during the year 1949 with a view primarily to effecting economy and fostering feelings of fraternity among the pupils worked smoothly and efficiently and the teachers and the pupils worked in harmony and co-operation. As a result of a number of representations from the members of the public and parents for allowing girl pupils to sit in Stds. VI and VII of Boys' Schools—there being no Girls' Schools in the vicinity—admission of Girls in Stds. VI and VII of boys' Schools and *vice versa* was allowed in certain Schools provided the parents of the girls and boys had no objection to such admissions. The new arrangement worked satisfactorily.

The total number of pupils on rolls at the end of the year in the Municipal Schools in Greater Bombay stood at 2,43,522 (1,85,713 in the City Schools, 43,700 in the Suburban Schools and 14,109 in the Extended Suburban Schools). The number of pupils in the Lower Primary Classes was 1,87,442 (1,39,745 in the City, 36,108 in the Suburbs and 11,589 in the Extended Suburbs) and the number of pupils in the Upper Primary Classes was 56,080 (45,968 in the City, 7,592 in the Suburbs and 2,520 in Extended Suburbs). It will thus be seen that there was a net increase of 30,917 pupils during the year. The highest number of pupils on the Rolls in Municipal Schools was, however, 2,45,072 (1,98,678 in the City Schools and 46,394 in the Suburban Schools) at the end of August 1956. The number fell to 2,29,413 at the end of March 1957. The Average number of Pupils throughout the year was 1,97,735 (1,61,288 in the City Schools and 36,447 in the Suburban Schools). It has been observed for a number of years that a gradual rise in the number of pupils till September/October followed by a fall in that number in the later half by the end of March has been a characteristic feature in Municipal Schools and this is attributed mainly to the migratory nature of the labour population in the City and the restriction on admission in Municipal Schools after 31st July, striking off the names of pupils on account of continuous absence and also due to the indifference of parents in not continuing to send their children to Schools on account of poor economic conditions. A statement showing Municipal Schools and Pupils is given in Appendix No. 1.

The total number of teachers (Permanent and Non-Permanent) in Municipal Schools at the end of the last year was 5,783 out of whom 251 were Special Teachers. The number increased to 6,603 (with 271 Special Teachers) during the year under report. Out of 4,872 ordinary Teachers in the City Schools 4,355 (i.e. 89.3 per cent.) were trained. In the Suburban Schools, 974 (i.e. 85.3 per cent.) out of 1,141 ordinary teachers were trained, while in the Extended Suburbs out of 319 ordinary Teachers only 113 (i.e. 35.4 per cent.) were trained. The percentage of Trained Teachers in Municipal Schools has been thus gradually increasing from year to year. A statement showing details for the number of Trained, Untrained, Temporary and Permanent Teachers in Municipal Schools is given in Appendix No. 2.

In the year 1953, the old practice of assessing the requirements of teachers entirely on the basis of the number of children on the rolls and those attending was changed as the same was more or less found unsuitable owing to the uneven size of class rooms and also due to fluctuations in these numbers. As an alternative, it was decided to fix the number of teachers required according to the number of class-rooms in actual use (including rooms used twice in double session Schools) thus ensuring one teacher for each class. The then prevailing basis of granting additional teachers to larger schools was also revised allowing only one additional teacher to each School having an Average Attendance of 500 or more. The provision of leave reserves (which was formerly at 10 per cent.) was also reduced to 7½ per cent. The new formula known as "Class Room Formula" was approved by the Education Committee in August 1953, provisionally as an experimental measure and the same continued to be followed for assessing the requirements of teachers during the year under report. The adoption of "The Class Room Formula" was a novel experiment resulting in far reaching changes in the system hitherto followed by the Department. It was desirable to gauge the full implications of the Formula after

carefully observing its working for a considerable time, so as to arrive at a final decision to accept it as a permanent measure after necessary modifications in the light of experience gained so far, for determining the assignment of teachers to Schools. It was observed that on the basis of leave admissible to teachers a leave reserve of $3\frac{1}{2}$ per cent. of the total number of Teachers should be adequate. Hence the percentage of leave reserves has been reduced from $7\frac{1}{2}$ per cent. to $3\frac{1}{2}$ per cent. during the year under review. A Sub-Committee has been appointed by the Education Committee to examine the whole question in all its aspects and the matter is under consideration.

The Supervision of Municipal Schools continued to be attended to by the Education Officer, the Superintendents and the Subordinate Supervising Officers of the Department. The post of Assistant Superintendent for Urdu Schools that was created temporarily last year in order to give adequate help to the Superintendent of Urdu Schools was also continued. The Supervising Officers paid 'Educational' and 'Surprise' visits to the Schools, inspected the lessons given by the teachers and also the School Records, etc., and made useful suggestions to improve the tone of efficiency and discipline in Municipal Schools.

At the suggestion of Shri H. D. Gaonkar, M.Sc. (Bom.), T.D. (Lond.), Ex-Chairman of the Education Committee, a new scheme for the improvement of a Group of Schools was introduced on an experimental basis during the year 1955-56. The experiment was continued during the year under report. The Worli area was selected for the purpose and a scheme for the improvement of Marathi Schools in the Worli area was prepared and implemented as an experiment. The scheme covered eight schools with a total of 5,983 pupils and 129 teachers. The chief object of the scheme was to effect an overall improvement in the pupils and the work of the teachers of the schools concerned. The schools were put in charge of an Inspector guided by a general committee and assisted by a consultative committee of the Head Teachers of the Schools covered. Teachers of the schools were categorised according to their efficiency in day-to-day work and a close check and a record of their work was maintained by the officer in charge with the help of the Head Teachers. Regular guidance was given to the teachers with low efficiency in day to day work by planning 'Model' lessons arranging Teachers' meetings for discussing problems of division of syllabus, class management, methods of teaching, retarded children, use of text books, rapid readers, etc. During the year under report more emphasis was laid on the preparation and utilisation of teaching aids in the teaching of Arithmetic and Language. Teachers were encouraged to prepare their own teaching aids under the guidance of the Inspector and make use of them in their daily work. This helped to increase the teaching efficiency of the teachers resulting in a better understanding of the subjects by the pupils. On the pupils side in all the schools under the scheme children were grouped according to their progress, on the basis of scholastic tests, special attention being paid to all pupils below normal. School Debating Societies, Inter-School Debates, Co-operative Stores, School Magazines, Planned Excursions and Nature Study Visits, Scouting and Games, were introduced in all the Schools under the Scheme and such work was followed by follow-up work in oral and written composition. School 'Parliament' and 'House' system were introduced in these schools with a view to fostering a sense of healthy competition. As a result of the implementation of the scheme, all the schools showed a steady improvement in their work.

An experiment in teaching on progressive lines started last year in the Municipal Ghatla Marathi School, situated in a small village in Trombay, was continued during the year under review. The teachers were encouraged and given a free hand to employ any method they think good for to organising the school on any lines they think best, provided inspection and careful evaluation prove the result satisfactory. This has resulted in the teachers preparing their own teaching aids, Charts and Cards. Language and Arithmetic are taught through Cards, Play-way methods are also employed in teaching these subjects. Children of this School were found to be more responsive. Special care was taken to improve their hand-writing, with the result that it is found to be far better than that of the children of other schools. The school premises were beautifully decorated with pictures of animal and bird life, of Community life and National Heroes and the Children's own collection of odds and ends. There was an atmosphere of joy and children were happy themselves in such surroundings. There is a library and a Nature Corner at the School. To make this school a model one all the persons right from Supervisor to the Peon of the School—have done a lot. During the year under report, in order to assess the progress of the children, a record of the progress of individual pupil was maintained in the School from which it was observed that the teaching methods used by teachers were quite suitable and the results were very satisfactory. The results of introducing new and interesting methods of teaching in this school have been very encouraging and with a view to giving opportunities to teachers of other Municipal Schools to benefit from this venture, visits of teachers from other Schools are arranged.

As usual the syllabus of studies was divided up month by month for the guidance of the teachers and for facilitating gradual completion of studies in time as per schedule. Teaching Aids on different subjects were supplied to the Schools in order to make teaching more interesting and effective. Additional Teaching Aids such as Maps, Charts, and Models were also prepared by the teachers themselves. Hindi was continued to be taught in the Upper Primary Classes. Teachers' Diaries and Pupils' Progress Cards and Registers continued to be maintained as usual and parents were kept informed of the progress, conduct and attendance of their wards by forwarding to them the Progress Cards every month. Fort-nightly tests were discontinued since last year, as the same were found to be unsuitable. Monthly Tests for pupils of Stds. IV to VII and Weekly Tests for Stds. I to III were introduced instead. Pupils of Standards I to III were promoted to higher standards at the end of the year on the basis of the results of the Weekly Tests throughout the year. The rules for the Double Promotion Examinations were revised so as to give facilities of accelerated promotion only to overage and extra ordinary bright pupils. Double Promotion Examination as per the Revised Rules was conducted in August 1956 by the Supervising Officers. In all 566, i.e., 91.2 per cent. pupils out of the total of 620 pupils who had appeared for the Examination were successful and promoted to higher Standards from 1st September 1956.

Written Examinations of Pupils of Stds. IV to VII were held in the months of March and April 1957 by a Central Examination Board including representatives of the Municipal Teachers' Federation and the Municipal Head Teachers' Association, specially constituted for the purpose. Sub-Committees were appointed by the Board for the purpose of setting the Question Papers on the different subjects and the Sub-Committees forwarded to the Paper Setters selected questions from those received from the Schools of different Zones. The Examination was conducted in the bigger Schools of the locality and the Answer Books were assessed by the selected teachers at fixed Centres under the supervision of the Supervising Officers. Sidewise Results of the Annual Examinations of Municipal Schools held in March and April 1957, are given in Appendix No. 3. The results of the City Schools were 85 per cent. while those of the Suburban Schools and the Extended Suburban Schools were 82 per cent and 83 per cent respectively. A Supplementary Examination will be held in July 1957 for the benefit of those pupils who could not appear at the Annual Examination due to circumstances beyond their control.

In all, 12,228 Pupils (10,322 from City, 1,601 from Suburbs and 305 from extended Suburbs) from Municipal Schools appeared for the Primary School Certificate Examination-1957 and 4,991 of them (4,200 from the City Schools, 611 from the Suburban Schools and 180 from the extended Suburban Schools) were successful.

The following factors, *inter alia*, hampered the progress of the pupils in Municipal Schools: (1) Largeness of certain classes, (2) Lack of suitable School Buildings, (3) Inadequate facilities to pupils to study at home and (4) Economic conditions of the parents resulting in irregular attendance and long absence of Pupils.

With a view to avoiding overcrowding in Classes it was laid down that ordinarily a Class should not have more than 50 pupils to facilitate proper attention to pupils. However, in Schools with big Class-rooms, the number of pupils in a class sometimes reached a figure of 55/60 rendering the class unwieldy and unmanageable for the Class Teacher. Consequently, the necessity of doing teaching work in detail by giving individual attention could not be fulfilled in some of the Schools. On the other hand, in Schools housed in hired residential buildings overcrowding on account of inadequate space was an impediment in the way of efficient instruction. In all, about 274 Municipal Schools and Classes were required to be run in two Sessions for want of sufficient accommodation. This measure though resorted to as a matter of necessity has been hampering instruction besides causing a lot of inconvenience to the pupils, teachers and the parents. A programme of construction of new School Buildings which is being implemented now would, it is hoped, improve the situation considerably in a few years.

The existing curriculum for Stds. I to VII recently revised by the Government came into force last year and is being followed in the Municipal Schools from June 1955.

As per the directions given by Government under Government Resolution Education Department, No. T.B.K. 1055H, dated the 12th January 1956 as per the proviso of Section 62BB of the Bombay Municipal Corporation and City of Bombay Primary Education (Amendment) Act 1950, Text-Books prescribed for the academic years 1956-57, 1957-58 and 1958-59, were used in the Municipal Schools during the year under report. Text-Books in use during 1955-56 in Telugu, Tamil and Malayalam Primary Schools were continued during the year under report as per the directions of Government contained in the Government Resolution cited above.

7. Text Books.

During the year Government directed all Local Bodies to use Copy Writing Books in their Schools with a view to find out whether this would help to improve the handwriting of pupils. The use of Copywriting books was introduced in our schools and after one year it has been found to be helpful.

The Rahimtoola Currimbhoy Urdu Training Institute for Lady Teachers continued to function as usual. During the year under report 30 pupil-teachers in the I Year and 38 in II Year were under training at the Institute. All the 30 Trainees of the I Year Class were promoted to the II Year Class. Out of 38 Trainees of the II Year Class, 29 (i.e., 76.31 per cent.) were successful at the Primary Teachers' Certificate Examination. Various extra-curricular activities, i.e., Debates, 'Sakhionki Anjuman', 'Celebration of Ghalib Day', 'Gandhi Jayanti Week', 'Safai' of the Building, 'Gram Sudharak Saptah', etc., were carried out by the Institute. For the first time, a camp of the Trainees of the Institute was arranged at Lonavla, from 24th October 1956 to 2nd November 1956.

Fees at the rate of Rs. 2 for Std. V, Rs. 2-4-0 for Std. VI and Rs. 2-8-0 for Std. VII were continued to be charged during the year under report, education in the Lower Stds. being entirely free. All children belonging to Scheduled Castes, however, continued to be admitted and taught free in Municipal Upper Primary Schools. Children of all Municipal employees drawing a salary upto Rs. 240 per month were also exempted from the payment of fees. Freeships and half-freeships were granted to poor and deserving pupils to the extent of 40 per cent. (30 per cent. Full Freeships and 20 per cent. Half Free-ships) of the children attending the Schools. During the year, in all 30,160 pupils received Free studentships out of whom 6,341 were children of Scheduled Castes and 2,278 were children of Municipal employees. Besides these about 7,729 children were granted half-free studentships. The amount of interest accrued on the various Trust and Endowment Funds was distributed among the eligible pupils in accordance with the terms and conditions of the respective Trusts.

The progress towards the replacement of old type of furniture and the adequate supply of equipment and teaching Aids and materials continued as usual during the year under report. Steel Cupboards were supplied to a number of Schools. Besides other Furniture articles, School equipment including furniture articles etc., worth Rs. 1,11,000 was purchased during the year. Text books, Slates, Slate-pens, etc., worth Rs. 19,000 were ordered out during the year for being distributed to poor and deserving children in the Municipal Schools.

The number of Municipal owned School buildings at the beginning of the year was 70, out of which 35 were in the City and 35 in the Suburbs. One School building at Santacruz (Suburbs) was constructed at the cost of Rs. 50,000 (Approximately) during the year. Thus the number of Municipal owned School buildings rose to 71 (35 in the City and 36 in the Suburbs). Extensions were carried out to Siwree Marathi School, Station Kurla Marathi School and Versova Upper Primary Marathi School. During the year under report two plots were acquired in the City—one in Tardeo Division at Lamington Road and the other in Lower Parel Division at DeLisle Road. Four plots are under acquisition. In the Suburbs one plot was acquired at Ghatkoper. A plot at Jogeshwari was acquired on Lease from a Society. Four plots are under acquisition.

The remaining Schools accommodated in rented buildings which were originally meant for residential purposes, continued to be a handicap, more so for want of proper and timely repairs which the landlords are rather reluctant to carry out. While the number of pupils in Municipal schools has been increasing from year to year, it has become practically impossible to acquire additional accommodation except by way of constructing new School Buildings or extending the existing ones. Aliv to this problem, the Department is making a steady and planned progress towards the construction of new school buildings, extension of the existing ones and the acquisition of private plots and structures wherever possible.

III.—Municipal Aided and Recognised Schools.

The number of Aided Schools in the City on the last day of the year was 228 in the City, 67 in the Suburbs and 29 in the Extended Suburbs. During the year 5 new Schools were granted Registration, 2 Schools were removed from the list of Aided Schools to the list of Recognised Schools, two schools were closed down and four schools were transferred from the list of English Teaching Schools to the list of Gujarati Teaching Schools. Besides this 29 Aided

12. Aided Schools and Pupils in them.

Schools in the Extended Suburbs were taken over from the Thana District School Board from 1st February 1957.

The number of pupils in Aided Schools in the City and Suburbs increased during the year under review from 70,182 to 79,815 as per details given in Appendix No. 4.

The average number of pupils on rolls in aided Schools in the City during the year was 56,842 as against 53,996 and the average daily attendance was 51,532 (i.e., 90.7 per cent.) as against 48,671 (i.e. 90.1 per cent.) of the previous year. In the Suburbs, the Average number of Pupils on Rolls was 15,975 as against 15,258 and Average Daily Attendance was 13,942 (i.e. 87.2 per cent.) as against 13,515 (i.e. 88.6 per cent.) of the previous year.

The total number of Teachers in Aided Schools as on 31st March 1957 was as follows :—

13. Teachers in Aided Schools.	City	Suburbs	Extended Suburbs	Total
Ordinary Teachers	1,748	462	213	2,423
Special Teachers	340	83	24	447
Total	2,088	545	237	2,870

Out of the 2,423 Ordinary Teachers, 1,536 were trained and 887 were untrained. The Percentage of Trained Teachers in Aided Schools to the Total number of Teachers worked out to 63.3 which compared unfavourably with the percentage of Trained Teachers in Municipal Schools which is 85.9 per cent.

The Superintendent, Gujarati Schools (South) continued to be incharge of the Aided Schools except for a period of forty six days when he was appointed as Acting Education Officer and when the Assistant Superintendent, Gujarati Schools, acted as Superintendent, Aided Schools. The Superintendent was assisted in his work by an Assistant Superintendent and four Inspecting Officers. Educational work of the Aided Schools was observed, checked and guided by Surprise Visits, Inspection Visits, etc., by the Inspecting Officers. Their Registers and Records were also checked by the clerical staff of the Aided Section. Some of the Officers of the other Sections also assisted the Superintendent, Aided Schools, in his work of Annual Educational Inspection of the Aided Schools.

In pursuance of Government directive, recognition and registration of standards V to VI of English Teaching Schools was withdrawn under the Education Committee Resolution No. 143, dated the 16th October, 1954, and the English Teaching Schools, were directed to approach the Government Education Department for the purpose. Government have now agreed to grant recognition and registration to Stds. V and VI of the English Teaching Schools and have also been approached for shouldering the responsibility of granting recognition to the Upper Primary Standards (V, VI and VII) of all the Private Primary Schools, as the Corporation's obligations are restricted to Primary Education only.

Upto the end of the year 1954-55, grants in favour of English Teaching Schools were being assessed on the basis of the expenditure incurred by these schools on those Indian Christian children who claimed English to be their mother-tongue. This resulted in very meagre amounts being assessed in favour of English Teaching Aided Schools. This practice was being followed in accordance with the explanation to Rule No. 16 of the Grant-in-Aid Code. As such discrimination was against the spirit of Article 30(2) read with Article 12 of the Indian Constitution, grants-in-Aid in favour of English Teaching Schools from the year 1956-57 were assessed on the basis of expenditure on all the pupils of English Teaching Schools, as in the case of other Aided Schools, with due sanction of the Corporation. Government was requested to take steps to delete the Explanation to Rule No. 16 of the Grant-in-Aid Code and the request was accepted by the Government.

The power of administering Grants to Aided Schools vests in the Corporation under Section 62C(3) of the Bombay Municipal Corporation Act. The rate of the maximum admissible expenditure per pupil per annum in respect of the Aided Schools continued to be Rs. 47. The total amounts of Grants assessed as per Rules in favour of the Aided Schools (including four special Institutions) for the year under report amounted to Rs. 7,35,966 for the City Schools and Rs. 2,11,176 for the Suburban Schools as against the corresponding figures of Rs. 7,19,069 and Rs. 1,92,534 of the previous year. The grants assessed were subjected to suitable cuts, in respect of certain Schools, as per the 'means' test as was done in previous years taking into consideration their sources of income by way of fees, etc. The amount of Grant sanctioned by the Corporation under Resolution No. 2065 of 29th March 1957 to be paid to the Aided Schools is less by Rs. 22,999 than that of the amount paid in the previous year.

The question of payment of grants in favour of the following schools for the year 1956-57 was under consideration :—

	Remarks.
(1) The Jasmine High School	The Grant was not assessed for the year under report as the authorities did not produce the accounts for inspection. The question of forfeiting the Grants for the year 1954-55, and 1955-56 is under consideration.
(2) Old Hanuman Lane Boys' and Girls' School...	Inquiries are in progress into the reported irregularities.
(3) Matusshri R. C. English School and Bal... Mandir.	Inquiries are in progress into the reported inefficient management.

Grant-in-Aid to private Primary Schools in the Extended Suburbs were paid by the Government as the Schools were under the Thana District School Board till 1st February 1957.

The total expenditure incurred by the Aided Schools and the Average cost per Pupil to the Corporation by way of Grants during the year under report with comparative figures of the previous year are given in Appendix No. 5.

18. Expenditure incurred by Aided Schools and the cost per Pupil.

The standard of instruction obtained in some Aided Schools was comparatively low on account of inadequacy of Teachers and Equipment. The scales of salaries and rates of Dearness Allowance in many Aided Schools were also not as per the Municipal Scales. The Schools were, therefore, persuaded to lay down Service Conditions, Pay Scales and Provident Fund Scheme for the benefit of their staff, with the approval of the Department. While some Schools adopted our suggestions, uneven scales and unsatisfactory Service Conditions continued to prevail in a number of Aided Schools there being no provision under the existing Grant-in-Aid Code to enforce our directions in the above matter. Complaints of ill-treatment of teachers by the management of some Schools were promptly attended to and amicable settlement between the management and the staff was brought about in some cases after persuasion.

A revised draft Grant-in-Aid Code which was prepared and submitted to the Education Committee, as mentioned in the previous Report, is under the consideration of that Committee.

Besides the Aided Schools, there were 67 Other Schools (46 in the City, 6 in the Suburbs and 15 in the Extended Suburbs) which were recognised but which did not receive aid from the Corporation. About 521 Teachers (374 in the City, 44 in the Suburbs and 103 in the Extended Suburbs) were working in these Schools imparting education to about 14,390 Pupils (8,906 in the City, 1,028 in the Suburbs and 4,456 in the Extended Suburbs).

During the course of the year 13 new Schools (12 in the city and 1 in the Suburbs) were granted Recognition and 4 Schools (2 in the City and 2 in the Suburbs) were removed to the list of Aided Schools. 15 Recognised Schools from the Extended Suburbs were taken over by the Municipality from the Thana District School Board.

The Education Committee, vide their Resolution No. 181, dated the 7th November 1956 decided to remove the Central English School from the list of Recognised Schools with effect from 31st May 1957 for certain irregularities.

IV.—Free and Compulsory Primary Education.

The work of enforcement of compulsion was being looked after by the Assistant Special Attendance Officer with the assistance of the Superintendents of Municipal Schools, and their Subordinate Supervisory Officers.

As per amended Rules, the Census of non-attending children was not taken during the year under report.

The next Census will be held in the year 1957-58.

V.—Vocational Education.

The Municipal Vocational Upper Primary Schools which prepare pupils for the Primary School Certificate Examination and also for the Carpentry and Tailoring Examinations of the Department of Technical Education, Government of Bombay, continued to function satisfactorily during the year under report. The Director of Technical Education has agreed to grant recognition to the Municipal Printing Class at Foras Road, provided arrangements are made in the class for teaching III Year Typography Course. This will be done on the lines on which III Year Course of Carpentry and Tailoring are taught in the Municipal Vocational Schools. There were 22 Vocational Classes in 11 Vocational Schools during the year under report. Out of those, 9 taught Carpentry, 5 Tailoring, 2 Modelling and one each for Sign Board Painting, Clock repairing, Book-Binding, Toy-making, Carpet Weaving and Printing. The number of pupils in these Handicrafts Classes increased from 3,281 to 3,615 during 1956-57. Instruction in Spinning, Weaving and Card-Board Modelling is also given in some Classes of the Lower Primary Schools of the City and the Suburbs. All these Handicraft Classes worked under the direct supervision of the Supervisor of Handicrafts and Stores. Out of a total number of 48 Craft Teachers, 25 were for Carpentry, 17 for Tailoring, 2 for Clay-Modelling, 1 for Sign-Board Painting, 1 for Clock-repairing, 1 for Book-Binding and 1 Teacher for teaching Printing.

Out of 3,615 pupils of the Handicrafts Classes, as many as 1,754 pupils received instruction in Carpentry and 1,436 in Tailoring as against 2,901 pupils of the previous year. Only 39 pupils appeared in the Directorate of Technical Education's Carpentry Examination and 163 pupils in the Tailoring Examination as against 171 and 178 pupils respectively in the previous year. The fall in the number of pupils appeared for the Carpentry Examination is due to (1) discontinuation of the 1st Year Carpentry Examination by the Directorate and (2) the imposition of fees for the Examinations. From the year 1953-54, woodwork and Tailoring have been listed as compulsory subjects for the P. S. C. Examination for which 407 and 340 pupils appeared for the respective subjects.

The results of the Carpentry and Tailoring Examinations of the Directorate of Technical Education in respect of the Municipal School pupils are as under:—

Examination.	No. of pupils appeared.	No. of pupils passed.	Percentage.
Carpentry	39	33	85
Tailoring	163	112	69

VI.—Physical Education.

The Government Syllabus in Physical Education for Lower Primary and Upper Primary Schools in the State continued to be followed in Municipal Schools this year also with suitable modifications to suit local conditions which are the direct result of shortage of accommodation. Five periods per week for Stds. I to IV and three periods per week for Stds. V to VII were assigned for Physical Education. Pupils of Stds. V to VII of the Municipal Vocational Schools

who had to learn Craft were exempted from Physical Education, as they had to put in strenuous work during the periods of Craft teaching. Separate time-tables were continued to be maintained in Schools for Physical Education, and the Senior Supervisor, Physical Instruction, assisted by other Officers of the Department and the Supervisor, Physical Instruction, guided the teachers in efficiently imparting Physical Education in schools, by paying frequent visits to Schools.

The Appendix No. 7 gives information regarding Physical Education in Municipal Schools.

The following were the main activities of the Physical Education Department during the year under report:—

(i) Annual Sports

The sports competitions of the pupils of Municipal Schools of all the Sides were held in common in the first half of October 1956 at 7 Centres in the City and at 2 Centres in the Suburbs. The finals of the City Schools were held on the 11th January 1957 at Gilder Tank Playground. The Prize Distribution Ceremony of the Annual Sports was held on the 8th February 1957 at the Gilder Tank Playground, under the Presidentship of Shri Salebhoy Abdul Kader, Mayor of Greater Bombay, who spoke highly of the extra-curricular and other cultural activities of Municipal Schools. Smt. Kader distributed the prizes. The function was attended by a large and distinguished gathering. The Championship Cups were won by the following Schools:—

- | | | |
|--------------------------------|-----|---|
| (1) Dr. Cursetji Cup | ... | New Currey Road Upper Primary Marathi School. |
| (2) Shri Jal Engineer Cup | ... | Wadala Lower Primary Marathi School. |
| (3) Shri V. M. Mirchandani Cup | ... | (i) Colaba Upper Primary Marathi School. |
| | | (ii) Dadar Hindu Colony Marathi School. |
| | | (iii) North Worli Upper Primary Marathi School. |
| | | (iv) Lamington Road Marathi School No. 2. |
| | | (v) New Prabhadevi Marathi School. |

(ii) Mass Drill Displays

Four Mass Drill Displays—two by the children of City Schools and two by the children of the Suburban Schools were held during the year under report. The Mass Drill Displays by the children of the Municipal Schools in South Bombay was held on the 13th December 1956 at the Gilder Tank Playground under the Presidentship of Shri S. K. Patil, M.P., President of the Bombay Pradesh Congress Committee, wherein 1,500 children from 50 schools participated. The Mass Drill Display by the children of the Municipal Schools in North Bombay was held on the 11th December 1956 at Shivaji Park under the Presidentship of Smt. Indumati Sheth, Minister for Social Welfare, Government of Bombay, when 3,000 children from 64 schools participated. In the Suburbs, a Display was held on the 10th December 1956 in the Petit Municipal Marathi School compound, Bandra, under the Presidentship of Smt. Nirmala Raje Bhosle, Dy. Minister for Education, Government of Bombay, when 2,000 children from 40 Schools participated in it. The last Mass Drill Display was held on the 15th December 1956 at Swadeshi Mills Compound, Kurla under the Presidentship of Shri Sardar Bakshi Dalip Singh, Sheriff of Bombay, whereat about 1,500 children from 30 schools took part. The Displays, among other items, included a March Past and the Distinguished Guests expressed their satisfaction at the discipline displayed by the children of Municipal Schools.

(iii) Physical Training Classes

During the year, Physical Training Classes were conducted at 3 Centres (2 in the City and 1 in the Suburbs) to train up teachers in Physical Education. The whole syllabus of Physical Education was covered during the course. More stress was given on skill and practice of teaching the subject and the teacher candidates were examined in theory, practice teaching and skills. 104 teachers took the benefit of the Training Classes.

National Discipline Scheme

The pupils of the Kasturba Niketan, New Delhi, who were trained under the National Discipline Scheme sponsored by the Rehabilitation Ministry of the Government of India, had given, during their visit to Bombay in December 1955, an impressive demonstration of Mass Drill at the Mass Rally held at Vallabhbai Patel Stadium. The discipline shown by these children and their team work was highly appreciated by all. Due consideration was therefore, given to have an experiment on similar lines for the Municipal School children. Accordingly, to begin with, training under the Scheme was started at two Centres, one at Dongri and the other at Bandra. The services of 6 Instructors were secured from the Government of India for imparting Physical Education to 1,200 pupils (600 at each centre) and the scheme was put in force from 22nd November 1956 and had made good progress upto the end of the year.

VII—Scout Movement

The Boy Scout and Girl Guide Movement continued to flourish as usual in Municipal Schools. Shri M. V. Donde, B.A., M.L.C., and Smt. K. Khandvala, Education Officer, continued to hold the office of the Assistant State Commissioner, Municipal Boy Scouts and Girl Guides respectively during the year. Smt. Khadija Shaffi Tyabji, M.L.A., J.P., continued to hold the office of the District Commissioner, Municipal Girl Guides.

The number of Scout Troops and Cub Packs at the end of the year was 157 (126 in the City Schools and 31 in the Suburban Schools) and 53 (44 in the City and 9 in the Suburban Schools) respectively and that of scouts and Cubs was 3,950 (3,214 in the City and 736 in the Suburbs). The number of Girl Guide Companies and Flocks at the end of the year was 80 (75 in the City and 5 in the Suburbs), and 176 (162 in the City and 14 in the Suburbs). The number of Guides and Bulbuls in them was 2,168 (2,008 in the City and 160 in the Suburbs) and 4,602 (4,194 in the City and 408 in the Suburbs) respectively during the year.

The usual activities of the Municipal Boy Scouts and Girl Guides such as (i) Week-end Camps, trips, and excursions, (ii) Preliminary and Patrol Leaders' Training Camps, (iii) Social work etc., continued to be carried out during the year.

26. Activities during the year.

The following were some of the important activities of the year :—

(i) **The National Scout Week**

As per the directive of the Bharat Scouts and Guides, Bombay State, the National Scout Week was observed by the Municipal Scouts and Guides from 9th to 16th December 1956. Being of tender age, the Municipal Scouts could not participate in the item "Khari Kamai" sponsored by the Bharat Scouts and Guides. They, however, attended their Schools in Scout uniforms during the whole week and helped their teachers, school-mates and chawl neighbours in maintaining cleanliness in the Schools and homes.

(ii) **Annual Scout Sports and Rally**

The Annual Sports of the Boy Scouts and Girl Guides were held during the period from 16th to 23rd January 1957. The events included interesting items like, "Bandage and Firemen's Life", "Signalling", "Bandage Tying Race" and "Relay Race"; "Knot tying", etc. 885 Scouts and Cubs and 599 Guides and Bulbuls participated in the Sports, out of whom 90 Scouts and Cubs and 84 Guides and Bulbuls won prizes of total value of Rs. 800.

The Annual Rally of the Municipal Boy Scouts and Girl Guides was held on the 23rd March, 1957 on the Gilder Tank playground under the Presidentship of Shri Sri Prakasa, Governor of Bombay. He also distributed prizes. In his speech, the President called upon the Bombay citizens to emulate the principle of brotherhood practised by Scouts and Guides in the world. He was pleased with the keen interest the Corporation was taking in the Scout Movement. He hoped that the Scout Movement would foster unity in maintaining peace in the world. The function also included a number of interesting scout items.

The Championship Cups and Shields were awarded to the schools shown in Appendix No. 8.

(iii) **All India Jamboree of Bharat Scouts and Guides**

The second All India Jamboree of Bharat Scouts and Guides was held at Jaipur from 27th December 1956 to 1st January 1957. In all 36 Scouts and Scout Masters from Municipal Schools attended the Jamboree. Smt. K. Khandvala, Education Officer and Assistant State Commissioner Municipal Girl Guides also attended the Jamboree.

Nearly 11,000 Scouts and Guides from different States of our Country and some fraternal delegates from other countries such as Australia, Ceylon, participated in the Jamboree.

Shri Gurumukh Nihal Singh, Governor of Rajasthan, inaugurated the Jamboree which was addressed by Shri Mohanlal Sukhadia, Chief Minister of Rajasthan, Shri H. N. Kunzru, Shri Mangaldas Pakvasa, and Shri Katju.

Municipal Scouts and Guides participated in different activities and gained valuable experience during their stay at Jaipur.

(iv) **Baden Powell Centenary Week**

Lord Baden Powell of Gilwell, the founder of Scouting and Guiding and the Chief Scout of the world was born on 22nd February 1857. As a respect to the memory of the founder of Scout movement in the world, the Bombay State Bharat Scouts and Guides, celebrated Baden Powell Centenary Week from 22nd to 29th February 1957. A grand Scout Rally was arranged on 22nd February 1957 on St. Xavier High School ground wherein 600 Scouts and Guides from Municipal Schools participated.

VIII—Finance.

The principal sources of income of the Primary Education Department are (i) Five times the actual net realisations of the Corporation in the preceding year under the Head of General Tax or payment made in lieu of General tax (including arrears and payments in advance) divided by the rate fixed for the General Tax for the said financial year. (ii) Government Grant towards Primary Education (iii) Fees from Upper Primary Standards of Municipal Schools and (iv) other Miscellaneous Receipts. The Budget Estimates of the Education Fund for 1956-57 were prepared and submitted by the Municipal Commissioner to the Education Committee in the month of November 1955 as required under Section 126 C of the Bombay Municipal Corporation Act. The income for the year 1956-57 was estimated at Rs. 1,64,80,000 (Rs. 1,43,15,000 for the City Section and Rs. 21,65,000 for the Suburban Section) showing an increase of Rs. 9,03,000 (Rs. 7,33,000 under the City Section and Rs. Rs. 1,70,000 under the Suburban Section) over the Budget Estimates of the previous year. The increase was mainly due to an estimated rise in the receipts of General Tax. The estimated expenditure for 1956-57 was placed at Rs. 1,71,19,000 (Rs. 1,44,79,000 for the City Section and Rs. 26,40,000 for the Suburban Section). Thus the Budget Estimates for 1956-57 showed a deficit of Rs. 6,39,000 and the same was proposed to be met from the Opening Balance of Rs. 10,90,000. The Budget Estimates were adopted by the Education Committee with some modifications reducing the provision made for Books and Periodicals for Schools.

On closing the account for the year 1955-56, the actual closing balance amounted to Rs. 24,09,430-7-6.

28. Income and Expenditure.

The details regarding the Municipal Grants, Government Grants and other Miscellaneous Receipts, were as follows :—

	Municipal Grants	Government Grants	Other Miscellaneous Receipts
	Rs.	Rs.	Rs.
City	1,09,37,927	25,00,000	8,29,236-6-6
Suburbs	16,31,317	5,50,000	1,09,969-0-0
Ext. Subs	4,642-0-0
Total	1,25,69,244	30,50,000	9,43,847-6-6

The Item under Miscellaneous Receipts included Fees in Standards V, VI and VII of Municipal Schools.

The total expenditure for the year including Offices, amounted to Rs. 1,62,91,255-13-6 (Rs. 1,36,39,806-6-1 for City Section, Rs. 26,25,077-11-5 for Suburban Section and Rs. 26,371-12-0 for ext. suburban Section) the excess amount reserved for the charges for the year being Rs. 14,288. The closing balance stood at Rs. 20,77,587-0-6.

The grant paid by Government to the Corporation towards the cost of Primary Education amounted to Rs. 30,50,000 including the amount of Rs. 5,50,000 for the Suburban Schools on the cost of Primary Education and Average Cost per Pupil and Rs. 41,347 being arrears of Grant for Sindhi Schools for previous years.

In order to augment Revenue for the Primary Education Fund a proposal for amending Section 126-C of the Bombay Municipal Corporation Act so as to permit an amount not exceeding Rs. 15 lacs being contributed to Budget 'E' from the Budget Estimates 'A' in addition to the five times the actual net realizations of the Corporation in the preceding year under the Head of General Tax or payment made in lieu of General Tax (including arrears of payments in advance) divided by the rate fixed for the General tax for the said financial year, is pending before a Committee of the Corporation. The Government have also been requested repeatedly to consider the desirability of increasing the amount of Grant-in-aid to the Bombay Municipal Corporation on Primary Education, but they have informed the party that they are not in a position to give any help as their hands are full with the implementation of the Five Years Plan.

Besides being confronted with the necessity of establishment and equipment necessary for catering to the educational needs of the ever increasing number of pupils, the Department also faces the necessity of providing suitable new School Buildings for which funds to the tune of about Rs. 25 lakhs per annum are required to be provided under "Loan Works" of Budget 'E'. The Government, under their letter, Health and Local Government Department No. 4837/33-E dated the 31st December 1949, had agreed to reimburse to the Corporation the expenditure on new School Buildings in the Suburban merged area during the period of ten years subject to a limit of Rs. 10 lacs. The total expenditure incurred upto 31st March 1956 on the construction of School Buildings in Suburban Areas amounted to Rs. 2,81,756.

Government so far paid Rs. 4,40,000 as expenditure on the construction of school buildings in Suburban merged areas.

Appendix No. 9 shows the Average Cost per pupil as compared with the corresponding figures of the previous year.

IX.—Research Unit

Smt. Madhuri R. Shah, B.A., M.E.D., Ph.D., (Bom), Ph.D. (Lond), continued to hold the office of the Research Officer throughout the year.

30. Constitution and Function.

The Research Officer submitted two comprehensive reports based on—

- (i) a sample survey of compulsory age children in 10,000 population residing in B. D. D. Chawls in the Worli Area, and
- (ii) a study of the incidence and the reasons for continuous dropping out of children in all the primary schools in Worli Area with about 8,000 children on rolls.

In view of the findings it was recommended by the Research Advisory Committee that a larger sample be studied to get a verification of the results obtained. During the year under report the Research Unit completed an intensive study of ten areas with about 50,000 population representing various socio-economic groups in Greater Bombay. The results obtained in the first survey have been well borne out by the larger sample.

Parental negligence, domestic work, frequent migrations and lack of accommodation in nearby schools were found to be mainly responsible for non-attendance of compulsory age children.

Besides the above mentioned major investigations, the Research Unit undertook three minor studies.

1. The Research Officer administered an intelligence test to 100 teachers on the Gujarati Side and to 200 teachers on the Marathi Side. Interesting and revealing results were obtained. Comparison of the Test Scores and the rating of the teachers work by Inspecting Officers showed that at the lower end the correlation between the two ratings was positive and very high. It is decided that as an experimental measure candidates to be recruited as teachers be given a test of general ability at the time of their selection. The Research Unit will construct and administer the tests.

2. An experiment in teaching in Standard I was carried out in three divisions of the Dongri Lower Primary Municipal Marathi School during the course of the year. Out of 128 children in these divisions, 30 per cent merited double promotion to Standard III and the remaining except a few handicapped cases showed satisfactory progress by securing promotion to Standard II. The tone and discipline of these children was good and an average attendance of 90 per cent was maintained throughout the year.

In order that the results of the experiment may have a wider application, the physical conditions in the school were sought to be such as would be obtained in other Municipal Schools, excepting for the fact that the school building was Municipal owned and is better than many other Municipal Schools. Care was also taken to see that the experiment did not rest on any exceptional ability of the teachers. As the results of the experiment were encouraging, it is proposed to carry it out on a larger scale during the academic year 1957-58. For this purpose about 18 schools from the four major sides, have been selected mainly on the basis of possessing fairly good buildings. In all 100 classes with about 4,000 children will be taken up for the experiment in which teaching will be based on careful planning, systematic lesson notes, purposeful work and active participation of children. In order to get a reliable idea about the success or otherwise of the experiment a comparative study between the experimental and ordinary classes will be made.

3. The effect of continuous fall in number on account of the dropping out of children which was partly met by fresh entrants was studied in order to ascertain the possibility or otherwise of reducing the number of divisions in any standard keeping within the rule of maximum of 50 children per division. A careful note of the fluctuations in the number on rolls every month in 170 divisions of 76 standards in the Worli Area for a period of six months was made for the purpose. It was found that the new entrants more or less offset the loss in numbers resulting from drop-outs, thus leaving little scope for reduction in the number of classes.

X—General

Details of the School Health Service are given in the Health Department's Report in part II—page

31. School Health Ser- No. 7.
vice.

At the end of the previous year, there were 18,359 books in Marathi, Gujarati, Hindi, Urdu, English, Tamil and Telugu, in the library. During the year, 398 new books in different languages were added to the stock. 129 books were cancelled from the list of books. Thus, the total number of books at the end of the year was 18,628. The total number of magazines and periodicals subscribed during the year was 57. The total number of books issued was 8,902 showing an average of 33 books per day as against 11,489 with a daily average of 39 during the previous year. Lists of additions of new books continued to be circulated to all Municipal Schools with a view to keeping the teaching staff informed of the latest additions. 173 new members were enrolled.

The Bombay Municipal Primary Education Department's Employees' Co-operative Credit Society, Ltd., continued to make steady progress. The membership of the Society increased from 4,451 to 4,700 and the Share Capital, from Rs. 5,30,000 to about Rs. 6,07,000. The total deposits of the Society further improved by Rs. 2,94,000 and now stood at Rs. 25,18,000. Advances to Members by way of loan went up by about Rs. 5,00,000 and stood at Rs. 25,44,000. The Working Capital of the Society has gone upto Rs. 33,72,000. The Society during its financial year ending 30th June 1956, made a profit of about Rs. 35,000 which was higher by about Rs. 3,800 than that of the previous year and all its activities continued to progress smoothly.

The free use of Municipal School premises for running Government Milk Centres and for conducting Social Education Classes, Hindi Classes, Night Schools, etc., under the auspices of Educational and Social Welfare Institutions was continued to be allowed gratis or at nominal fees outside regular school hours on prescribed conditions with the consent of the landlords of the buildings concerned.

Extra-curricular activities in Municipal Schools continued to receive active attention of this Department as an essential and important aspect of Primary Education, necessary for inculcating the qualities of Social Service, patriotism and good Citizenship among the pupils. The following were some of the main extra-curricular activities conducted during the year under report in the Municipal Schools:—

(a) Vacation Libraries.

During the Summer Vacation of May 1956, Vacation Libraries were conducted specially for the benefit of children not going out of Bombay at 20 Centres in the City and 7 Centres in the Suburbs which were located in the various Municipal Schools in different localities and at least one teacher and one peon were appointed at each Centre to guide the children attending the Libraries. The Centres whose daily average attendance of children was 100 or more, were given one teacher extra. Each Centre was equipped with suitable books in Marathi, Gujarati, Hindi, Urdu, English, Sindhi and South Indian Languages. 32,147 children (25,390 in the City and 6,757 in the Suburbs) took benefit of the Libraries and the number of books issued for reading being over 40,971 at all the Centres.

(b) Educational Film Shows.

Educational Films on different Educational and general topics were shown to the pupils of Municipal Schools in co-operation with the Public Relations Officer, Bombay Municipal Corporation. Some film-shows were arranged by the Bombay Branch of Indo-Soviet Cultural Society also. Nearly 5,000 to 6,000 children and 250 to 350 teachers from Municipal Schools took the benefit of the "Children Film Festival" organised by the Bombay Presidency Women's Council. The festival was organised at different theatres all over Bombay and selected Indian and Foreign Films especially suitable for children were shown to pupils of Municipal and other Schools in Greater Bombay at nominal rates. Two film shows "Shyamchi Ai" and 'Bal Dhruva' were shown at nominal rates by a private agency.

(c) Shrad Utsav (Autumn Festival)

The Sharad Utsav which has now become a regular feature for the Municipal Schools was being celebrated till last year, at different Centres in Greater Bombay, representing a set of Schools grouped locality-wise. This year, the "Sharad Utsav" was celebrated by individual Schools during the month of October 1956. The main purpose of the individual functions was to arouse interest and consciousness amongst the guardians of our pupils in the working of the Schools. Accordingly, 101 Municipal Schools (81 in the City and 30 in the Suburbs) celebrated the Utsav. A small exhibition of Educational Aids, Painting, Handicrafts, etc., was also arranged by a number of Schools.

A special feature of this year's celebration was a small drama "Vishwa Konun" by Shri Durgesh Shukla of Saurashtra, staged by the pupils of Municipal Valibai Upper Primary Gujarati School. The item was highly appreciated by the audience and was repeated at the Central Sharad Utsav function and at the time of the opening ceremony of the Municipal Open Air Theatre at Victoria Gardens, Byculla. As a token of appreciation one of the firms in the City, The Acme Printers (India) Private Ltd, offered a cash prize of Rs. 250 for being distributed to participating children.

A Central Sharad Utsav function presenting a Cultural Programme of the best items from different schools was organised at Bharatiya Vidya Bhavan, Bombay 7, on the 19th October 1956 and was presided over by Shri Dinkarrao Desai, Minister for Education, Government of Bombay.

(d) School Anniversaries.

School Anniversaries, Desser Festival, Independence Day and Republic Day were celebrated in a number of Municipal Schools when special invitations were given to parents, so as to bring them in closer contact with the teachers with a view to getting better co-operation from them. Lectures and Elocution Competitions and Variety entertainments were arranged on these occasions for the benefit of pupils and their parents.

As per the suggestion made to the Heads of all Educational Institutions in Greater Bombay by the Educational Institutions Committee of the Citizen's Republic Day Celebrations Committee, Municipal Dongri Upper Primary Marathi School No. 2 celebrated the day by decorating and illuminating the school building on 26th January 1957 and the school was awarded a Second Prize of Rs. 125.

(e) Democracy in Schools and Model Schools.

Class Panchayats (Prefect Course) and School Parliaments were introduced in a number of Schools with a view to inculcating a sense of discipline and self-government amongst the pupils. Distribution of classes into groups and formation of Houses and Societies was encouraged in a number of schools. In the Societies and Groups pupils co-operatively celebrated the functions, edited manuscript magazines, recited poems, narrated tales, pursued their own hobbies and interests. Inter-School visits of pupils and teachers were also arranged with a view to developing healthy competition.

(f) Excursions

Excursions by teachers and pupils of Municipal Schools to places of educational and historical importance continued to receive due encouragement of the Department. Pupils of Municipal Schools continued to pay visits to the Bal Bhavan on fixed days according to a planned programme during the year.

(g) Mayor's Fund.

A large number of Municipal teachers participated, purely on a voluntary basis, in the collection Drive organised by the Citizens for the Mayor's Fund and they collected about Rs. 20,000.

(h) Visit of the Prime Minister of China to Bombay.

His Excellency Chou-En-Lai, the Prime Minister of China paid a visit to the City of Bombay on 2nd December 1956. He was accorded a reception on arrival by the Municipal School pupils besides, the other citizens, both at the Air Port and on the route to the Raj Bhavan.

(i) Visit of His Excellency the President of Syria.

His Excellency the President of Syria paid a visit to the City on 25th January 1957. The President was given a reception at the Air Port by the Municipal School children.

Meetings of the Supervisory Officers of the Department continued to be held during the year under the Chairmanship of the Education Officer for discussing improvements in Municipal Schools and problems of day-to-day administration. Sub-Committees of groups of Officers were formed for discussing special problems of education or administration and evolving common rules and procedure. The Education Officer periodically granted interviews to the representatives of the Municipal Teachers' and Peons' Associations with a view to acquainting herself with the problems and difficulties of the employees concerned and helping in solving the same wherever possible.

In conclusion, the Department places on record, its appreciation of the valuable services rendered by the
37. Appreciation of Officers, the ministerial staff, the teachers and the inferior staff during the year under the work done by the report.
Staff.

APPENDIX No. 1.
Municipal Schools and Pupils.

Class of Schools.	No. on 31st March 1956		No. on 31st March 1957.	
	Schools.	Pupils.	Schools.	Pupils.
City.				
Marathi Schools	154+5 Classes	1,08,694	155+5 Classes	1,15,510
Gujarati Schools	64+9 "	28,599	65+10 "	30,995
Urdu Schools	73+13 "	21,821	75+12 "	23,141
Hindi Schools	29	8,613	29	8,987
Tamil, Telugu, Kannad, Malayalam etc., Schools	21+16 "	4,004	20+18 "	4,202
English Primary Schools	5+2 "	1,686	5+2 "	1,827
Sindhi Schools	6	1,120	6	1,051
Total	352+45 "	1,74,537	355+47 "	1,85,713
Suburbs.				
Marathi Schools	50+6 Classes	21,840	52+7 Classes	24,963
Gujarati Schools	20+10 "	7,637	23+10 "	8,838
Urdu Schools	15+8 Classes	3,994	18+7 Classes	4,623
Hindi Schools	10+4 Classes	3,056	13+2 Classes	3,625
Tamil Kannad etc., Schools	1+5 Classes	419	1+12 "	668
Sindhi Schools	2+1 Class	1,222	2+1 Class	983
Total	98+34 Classes	38,068	109+39 Classes	43,700
Extended Suburbs.				
Marathi Schools	30	7,901
Gujarati Schools	10	3,821
Urdu Schools	3	213
Hindi Schools	4	1,037
Tamil, Kannad etc., Schools	3	245
Sindhi Schools	4+1 Class.	892
Total	54+1 Class.	14,109
Grand Total	450+79 Classes.	2,12,605	518+87 Classes.	2,43,522

APPENDIX No. 2.

Statement showing the Number of Trained, Untrained, Permanent and Temporary Ordinary Teachers according to sides—1956-57.

Class of Schools.	TRAINED.		UNTRAINED.		Total.		Total Number of Teachers.
	Per- manent.	Tem- porary.	Per- manent.	Tem- porary.	Per- manent.	Tem- porary.	
City							
Marathi Schools	2,298	524	138	2	2,436	526	2,962
Gujarati Schools	549	167	73	13	622	180	802
Urdu Schools	371	68	115	63	486	131	617
Hindi Schools	153	57	46	8	199	65	264
Tamil, Telugu, Kannad, Malayalam, etc., Schools	56	53	27	8	83	61	144
English Primary Schools	14	9	20	3	34	12	46
Sindhi Schools	30	6	1	...	31	6	37
Total	3,471	884	420	97	3,891	981	4,872
Suburbs							
Marathi Schools	456	132	33	...	489	132	621
Gujarati Schools	162	44	25	4	187	48	235
Urdu Schools	64	7	29	36	93	43	136
Hindi Schools	54	12	27	4	81	16	97
Tamil Telugu, Kannad etc., Schools.	7	10	4	...	11	10	21
Sindhi Schools	24	2	3	2	27	4	31
Total	767	207	121	46	888	253	1,141
Extended Suburbs							
Marathi Schools	42	56	47	51	89	107	196
Gujarati Schools	12	2	24	36	36	38	74
Urdu Schools	1	...	3	...	4	...	4
Hindi Schools	...	3	6	13	6	16	22
Tamil, etc., Schools	2	3	2	3	5
Sindhi Schools	5	1	5	7	10	8	18
Total	60	62	87	110	147	172	319
Grand Total	4,298	1,153	628	253	4,926	1,406	6,332

APPENDIX No. 3.

RESULTS OF THE ANNUAL EXAMINATIONS OF MUNICIPAL SCHOOLS.

(1) Results of the Municipal Annual Examinations—1956-57.

STD.	NUMBER OF PUPILS.						TOTAL NUMBER OF PUPILS.					
	CITY.			SUBURBS.			EXTENDED SUBURBS.			TOTAL.		
	Appeared.	Promoted.	Per-centage.	Appeared.	Promoted.	Per-centage.	Appeared.	Promoted.	Per-centage.	Appeared.	Promoted.	Per-centage.
I ...	46,024	34,614	75	13,318	10,122	76	4,923	3,707	75	64,265	48,443	75
II ...	36,277	30,985	85	9,715	7,910	81	2,872	2,497	86	48,864	41,392	84
III ...	30,159	26,150	86	7,307	6,251	85	2,157	1,895	87	39,623	34,296	86
IV ...	26,849	23,703	88	5,832	4,906	84	1,955	1,659	84	34,627	30,268	87
V ...	19,495	18,312	93	3,388	3,143	92	1,233	1,109	89	24,116	22,564	93
VI ...	14,522	13,718	94	2,350	2,142	91	828	741	89	17,700	16,608	93
VII ...	11,829	11,344	95	1,844	1,766	95	471	437	92	14,144	13,547	95
Total ...	1,85,146	1,58,826	85	43,754	36,240	82	14,439	12,045	83	2,43,339	2,071,111	85

(2) Results of the Municipal School Pupils at the P. S. C. Examination.—1957.

SIDE	CITY.			SUBURBS.			EXTENDED SUBURBS.			TOTAL.		
	Appeared.	Passed.	Per-centage.	Appeared.	Passed.	Per-centage.	Appeared.	Passed.	Per-centage.	Appeared.	Passed.	Per-centage.
Marathi ...	7,869	2,974	37	1,274	426	33	223	111	49	9,366	3,511	37
Gujarati ...	1,456	713	49	183	110	60	82	69	84	1,721	892	51
Urdu ...	659	303	45	57	19	33	716	322	45
Hindi ...	318	195	61	87	56	64	405	251	62
South Indian ...	20	15	75	20	15	75
Total ...	10,322	4,200	40	1,601	611	38	305	180	58	12,228	4,991	41

APPENDIX No. 4.

Municipal Aided Schools and Pupils.

Class of Schools.	On 31st March 1956.		On 31st March 1957.	
	No. of Schools.	Pupils.	No. of Schools.	Pupils.
City				
Marathi Schools	35	7,921	36	8,697
Gujarati Schools	97	17,455	93	17,927
Urdu Schools	20	5,018	20	4,973
Hindi Schools	7	2,148	7	2,251
Sindhi Schools	8	1,883	8	1,823
Tamil, Telugu etc., Schools	5	2,205	5	2,396
Kannada Schools	1	204	1	218
English Teaching Schools	37	15,779	41	16,877
Miscellaneous Schools	2	284	2	302
Marathi Night Schools	1	59	1	72
Gujarati Night Schools	1	86	1	80
Urdu Night Schools	1	30	1	32
Kannada Night Schools	8	813	8	794
Special Institutions	4	787	4	747
Total	227	54,672	228	57,189
Suburbs				
Marathi Schools	5	1,249	5	1,358
Gujarati Schools	19	4,359	18	4,625
Urdu Schools	3	246	3	247
Hindi Schools	8	1,309	8	1,319
Sindhi Schools	2	472	2	451
Tamil Schools	1	176	2	228
English Teaching Schools	26	7,636	27	8,629
Gujarati Night Schools	2	63	2	75
Total	66	15,510	67	16,932
Extended Suburbs.				
Marathi Schools	8	1,256
Gujarati Schools	9	2,359
Hindi Schools	6	724
Tamil Schools	1	23
English Teaching Schools	5	1,332
Total	29	5,694
Grand Total	293	70,182	324	79,815

APPENDIX No. 5.

		Average number of pupils on rolls.	Total Expenditure incurred by Aided Schools.	Average cost per pupil to Aided Schools.	Cost per pupil to the Corporation.
			Rs.	Rs.	Rs.
<i>City</i>					
1955-56	...	53,996	40,85,964	75.6	7.7
1956-57	...	56,842	41,43,996	76.7	7.9
<i>Suburbs</i>					
1955-56	...	15,258	8,43,845	55.3	7.2
1956-57	...	15,975	9,23,611	60.5	9.6

APPENDIX No. 6.

Classification of Pupils as per Age.

Year.	No. of Municipal Schools and Classes.	NUMBER OF CHILDREN			Total.	Average Attendance.
		Underage below 6 years.	Compulsory age 6-11 years.	Overage 11 years and over.		
	<i>City :</i>					
1955-56	352 Schools 45 Classes.	...	1,09,929	64,608	1,74,537	1,37,970
1956-57	355 Schools 47 Classes.	560	1,19,746	65,407	1,85,713	1,61,288
	<i>Suburbs :</i>					
1955-56	98 Schools 34 Classes.	...	25,889	12,179	38,068	31,235
1956-57	109 Schools 39 Classes.	247	29,751	13,702	43,700	36,447
	<i>Ext. Subus.</i>					
1956-57	54 Schools 1 Class.	136	9,976	3,997	14,109	...

APPENDIX No. 7.

Total number of Schools and Classes	(Excluding Extended Subs.)	550
Number of Schools imparting Physical Instruction on Playgrounds	66
Number of Schools imparting Physical Instruction in open spaces	214
Number of Schools imparting Physical Instruction in Class rooms	270
Total number of Pupils	2,29,413
Total number of Teachers	6,013
Total number of Teachers trained in Physical Instruction	2,187
Total number of Teachers Untrained	3,826
Total number of Pupils taking Physical Instruction	2,21,392

APPENDIX No. 8.

1. Sir Dorab Tata Shield	...	Byculla Upper Primary Marathi School No. 1.
2. Shri M. N. Talpade Cup	...	West Poibavdi Marathi School.
3. Smt. Shuffi Tyabji Cup	...	Dadar Kumbharwada Marathi School.
4. Shri Raja Maharaj Singh Cup (Two Cups)	...	(i) Chinchpokli Marathi School No. 2. (ii) Dongri Upper Primary Marathi School No. 1.
5. Shri Raja Maharaj Singh Shield.	...	Parel Vocational Upper Primary Marathi School.
6. Seth Dwarkadas Tribhuvandas Cup	...	Prabhadevi Hindi School.
7. Sir Boman Behram Cup	...	R. C. Mahim Urdu School.
8. Shri K. B. Rele Cup	...	Kamathi-pura Vocational Upper Primary Marathi School
9. Sir Byramji Jeejibhoy Cup	...	Parel Vocational Upper Primary Marathi School.

APPENDIX No. 9.

Average Cost per pupil.

		Average cost per pupil for the year.
<i>City :-</i>		
(a) According to the No. of pupils on rolls on 31st March 1956 (1,74,537)	...	70.76
According to the No. of pupils on rolls on 31st March 1957 (1,85,713)	...	70.90
(b) According to the average No. of pupils on rolls for the whole year 1955-56 (1,72,333)	...	71.67
According to the average No. of pupils on rolls for the whole year 1956-57 (1,61,288)	...	80.16
<i>Suburbs :-</i>		
(a) According to the No. of pupils on rolls on 31st March 1956 (38,068)	...	55.16
According to the No. of pupils on rolls on 31st March 1957 (43,700)	...	56.54
(b) According to the average No. of pupils on rolls for the whole year 1955-56 (36,968)	...	56.8
According to the average No. of pupils on rolls for the whole year 1956-57 (36,447)	...	67.80

LABOUR DEPARTMENT.

Smt. F. A. Irani, B.A. (Hons.), LL.B., P.S.S.A., held the post of the Labour Officer throughout the year under report.

2. **Labour Staff.**—The number of staff employed by each of the main departments of the Corporation mentioned below is as follows :—

TABLE No. I

Department	No. of labourers
(1) Engineering (including Conservancy)	18,609
(2) Estate Agent and Land Manager	421
(3) Fire Brigade	404
(4) Health (including Hospitals)	3,447
(5) Hydraulic Engineer (Water Works)	3,255
(6) Printing Press	238
(7) Superintendent of Markets	318
(8) Superintendent of Gardens	523
(9) Other departments	1,227
Total	28,442

The Labour Officer looked into the grievances of the above staff which mostly belonged to class IV services, comprising of about 200 categories. She also looked into the grievances of the subordinate staff (clerical) in addition.

3. **Trade Unions.**—Trade union activities among the labour staff engaged in the services of the Corporation were mostly confined to the Unions, whose names and other particulars as regards membership are as detailed below :—

TABLE No. II

Name of the Union	Date of establishment	Membership as on 31-3-1955	Membership as on 31-3-1956
(1) The Bombay Municipal Kargar Sangh	1-4-1933	3,606	3,606
(2) The Bombay Municipal Workers' Union	27-2-1935	2,514	3,647
(3) The Bombay Sweepers' Union	30-7-1944	1,709	1,709
(4) The Bombay Municipal Subordinate Staff Union	2-8-1946	1,191	1,289
(5) The Bombay Municipal Hospital Employees' Union	8-3-1946	3,003	3,003
(6) The Bombay Fire Services Union	24-4-1946	382	405
(7) The Bombay Municipal Servants' Union (Suburban Branch)	2-4-1949	616	587
(8) The Bombay Municipal Health Visitors' Union	18-1-1951	45	45
(9) The Bombay Municipal Executive Staff Union	Registered on 21-6-1955	"	819

4. **Labour relations.**—Labour relations during the year under review remained quite normal with the exception of the latter half of the year, when the workmen were a bit restive but there was no appreciable dislocation of work at any time.

The Municipal Mazdoor Union, an unrecognised union, had served the Municipal Commissioner with a notice on 15-2-1957 under sub-section (1) of Section 22 of the Industrial Disputes Act 1947 stating that the Union proposed to call a strike of all workmen employed by the Corporation. The Commissioner of Labour, Government of Bombay, was duly informed of the strike notice and conciliation proceedings started appointing Shri D. G. Kale, Dy. Commissioner of Labour (Admn.) as the conciliation officer. The Labour Officer along with the Chief Accountant, attended the conciliation proceedings which continued beyond the period under report.

5. **Joint Councils.**—With a view to promoting cordial relations between the staff and the administration, four new joint councils were established during the year under report, which brought the total number of joint councils to 15 as under :—

(1) City Engineer's Department (excluding Conservancy Branch), (2) Assessment and Collection Department, (3) Licence Department, (4) Water Works Department, (5) Subordinate staff, (6) Insecticide Branch of Health Department, (7) Fire Brigade staff, (8) Municipal Printing Press, (9) Health Department excluding Hospitals, (10) K. E. M. Hospital, (11) B. Y. L. Nair Hospital, (12) Municipal Group of Hospitals, Sion, (13) Arthur Road Hospital, (14) Group of T. B. Hospitals and (15) Peons, etc., staff.

The scope of work of these councils was elastic enough to allow discussions and recommendations on all matters pertaining to conditions of service.

6. **Individual grievances.**—Complaints received by the Labour Officer were quite varied. The following table gives an idea of the number of and nature of the grievances received and dealt with by the Labour Officer.

TABLE No. III

Nature of cases	Total	Grievances redressed	Not genuine cases	Pending cases
(1) No chances for employment or very irregular employment though recruited, applications for preferential treatment and applications for recruitment.	350	189	151	10
(2) Applications for promotion, transfer, confirmation and for grant of annual increments.	107	32	61	14
(3) Applications against fine, reversion, suspension, dismissal and any other punishment.	94	30	59	5
(4) Delay in payment of salary (including salary for injury or maternity leave) or allowances.	114	76	23	15
(5) Delay in settlement of Provident Fund and other retirement benefits.	76	58	11	7
(6) Non-supply of equipment and uniform	2	2
(7) Delay in granting leave due	34	28	6	...
(8) Applications for house rent or accommodation or transfer of present quarters.	137	47	80	10
(9) Miscellaneous	550	469	62	19
Total	1,464	931	453	80

The Labour Officer also attended the hearing of day to day offence reports from the Conservancy Branch and K. E. M. Nair, Sion, Arthur Road and G. T. B. Hospitals and the Fire Brigade department.

7. **Scheme for granting scholarships [to the sons and daughters of Municipal employees.]**—During the year under report, 231 applications were received and scholarships were awarded to 136 applicants. 49 for secondary education and 87 for higher education, as against the total of 188 applications received during the year 1955-56. The total amount given by way of scholarships to the Municipal employees was about Rs. 18,000.

8. **Scheme for granting medical assistance to the Municipal employees.**—364 employees applied for benefit under the above scheme. Of these, 328 employees were given relief amounting to Rs. 16,095. The Labour Officer also made arrangements to get the applicants admitted wherever necessary in different Municipal hospitals for treatment.

9. **Welfare organization.**—Welfare activities were conducted for Municipal employees and their families at 23 labour welfare centres and 2 sub-centres. Out of these centres 16 were run for the benefit of the employees of the Conservancy Branch, 6 for Hospital employees, 2 for Water Works' employees and 1 for the employees of the Mechanical Engineer's department.

The welfare activities carried out at the above centres consisted of the following :—

Recreational and cultural activities.—Indoor as well as outdoor games were played daily at the centres. Indoor games included Carrom, Ludo, Snakes and Ladders, Chaupat, Draughts, Table tennis, etc. With a view to create cultural interest folk songs, folk dances, Garbas, recitation both in prose and poetry were arranged. Outdoor games included Volley-ball, Football, Cricket, Kho-kho, Atyapatya, Hu-tu-tu, Langdi, and several other Indian games. In addition to these games, physical culture and other gymnastic activities were also conducted for which Akhadas were provided at Chembur, Cochin Street, Dadar, Lovegrove and Palton Road centres. Parallel Bars, Single Bar, Roman Rings, Trapez Bar, Weight-lifting apparatus, Malkhamb, Bhalas and Parshus were provided to these centres. Band practice was held at eleven centres having band equipment. Bands were also played at the functions of the organization. At other centres, where Tabla and Harmonium were provided, musical classes were conducted. Listeners' groups were organized at centres where radios were installed. Besides various group games, which foster spirit of co-operation and friendliness, were played daily on the field.

Educational activities.—In order to create interest in the workers in educational activities, literacy classes were conducted for men and women at some of the centres and literacy certificates distributed to the successful employees. School going children were given guidance in different school subjects. The workers also evinced keen interest in elocution and debates where the subjects pertaining to every day life-problems were discussed. The finals of the debate and elocution competitions were conducted at the Bharatiya Vidya Bhavan presided over by Shri P. R. Nayak, Municipal Commissioner. Prizes were distributed to successful competitors.

To keep the workers in touch with the current topics, news-papers and magazines in Gujarati, Hindi and Marathi were provided at various centres. They were also provided with books of general interest. The Welfare Organizer, the Assistant Welfare Organizers and the part-time workers took advantage of the attendance of the adults in the centres, at the functions and at the congregation in their chawls to explain to them the current topics and daily news.

Hygienic activities.—To inculcate habits of cleanliness in the homes and their surroundings, campaigns were started and health guards and volunteers from amongst the chawl people demonstrated the work by sweeping with brooms and by using disinfectants also. Through the courtesy of the Propaganda Officer, Bombay Municipality, United State Information Service, etc., documentary films of educative value were shown to the labourers.

Social activities.—To encourage community feelings and to inculcate a spirit of co-operation and peaceful living and also to make them utilize their leisure time in creative, constructive and joyful activities, different social functions and celebration of festivals were arranged. Besides Pujas and Bhajan programmes were arranged to celebrate Ganpati, Navaratra, Haldikumkum and Divali functions. During the celebrations the residents of the chawls attached to the centres gave programmes of entertainment, sports, Garbas and Bhajans.

Ganpati and Navratra festivals were celebrated at 18 centres and variety entertainment programmes were organized. Prizes were distributed to the regular participants.

Haldi-kumkum and Divali functions were also organized at 18 centres. These functions were presided over by the Municipal Councillors and Heads of Departments.

The main celebration of the centres, viz. Variety Entertainment Programme, was celebrated with enthusiasm at the Bharatiya Vidya Bhavan and was presided over by Shri. S. A. Kader, Mayor of Bombay. The function was well attended by the Municipal employees of different welfare centres belonging to different departments. The Variety Entertainment items were presented by the employees and their children.

Dramatic activities.—In some of the centres, workers presented the dramas which were organized directed and staged by themselves.

Participation in local tournaments.—The artists and players of our centres also entered in the local tournaments and competitions and received prizes of merits.

(i) The artists of the Arthur Road (Stables) centre participated in Ras and Garba competition organized by Vijay Mitra Mandal and won the first prize in Ras.

(ii) Umarmhady centre participated in Volley-ball tournaments run by Y.M. C. A. and Bombay Labour Welfare Board.

Programmes were given to outside agencies as shown below :—

(i) Fort Navratra Utsav Committee on the occasion of celebrating Fort Navratra Utsav.

(ii) On the occasion of celebrating Pandit Nehru's Birth day.

(iii) Prohibition Committee, Bombay State, on the occasion of Prohibition Week celebration.

(iv) Annual Day function of Home Guards 'B' Division.

(v) Annual Day function of K. E. M. Hospital.

(vi) Orchestra performance given by Mahalaxmi and Arthur Road (Stables) centres at various civic receptions.

(vii) Annual function of the co-operative credit society of A and B Wards.

(viii) Recreation for the bed-ridden children at the Nair Hospital.

Inter-centre competitions were organized in Carrom, Table-tenis, Elocution and Debate.

Health exhibition.—It was organized at 3 centres. A model of best-kept single room tenement was put up. The Propaganda Officer of the Bombay Municipality arranged an exhibition of health charts and models. Prizes were distributed for the healthy babies and best kept rooms. The Nutritious Department of the Haffkine Institute had put up 3 exhibitions on nutrition and values of different food and balanced diet.

Distribution of butter-oil and milk powder.—The department had received butter-oil, milk powder, cotton seed oil, etc., as gift from His Eminence Cardinal Gracious which was distributed amongst the municipal employees, particularly persons requiring medical aid and also under-nourished families and children attending centres.

Picnics.—150 municipal employees of various centres went on a three-day excursion to Mount Abu, Ahmedabad, Baroda, Ajanata and Ellora caves and 10 days excursion to Mysore, Bangalore Kolar, Jog falls, etc.

214 women from different welfare centres were taken to Mount Abu, Baroda, Ahmedabad, Shirdi and Nasik.

Women's activities.—Sewing classes for women and girls were conducted at all the centres. Knitting, embroidery, handicraft work and fancy work were taught. Women were also encouraged to get their own and their children's clothes stitched and mended on the machines provided at the centres.

Women also participated in other recreational activities, cooking and other programmes of the centres.

The average daily attendance of adults and children at different centres during the year was 1,076 and 1,239 as against 1,200 and 1,292 respectively during the preceding year.

Scouting.—The organization had 1,114 scouts and 248 bullbuls on the roll during the year under report.

They performed the following outstanding work :—

(i) The rovers, scouts and guides participated and performed traffic duties and maintained law and order at the time of several celebrations and festivals in the city.

(ii) The scout organisation attended, participated and gave programmes in the following functions in the city.

(a) Rally at Scout Hut organized by State Headquarters Bharat Scouts and Guides Association.

(b) Social Gathering of the West Bombay Local Association held at New Era School on 16th December 1956.

(c) Scout and Guide Week from 9th December to 16th December 1956. Collected Rs. 298-7-0 Khari-kamai.

(d) Baden Powell Centenary Celebration on 22nd February 1957.

(iii) The scouts of our organization attended the following training camps.

(a) Inter-troop camp at Byrambaug Jogeshwari. Scouts of welfare centres stood first in the competitions.

(b) 41 scouts and guides attended the 2nd All India Jamboree of Bharat Scouts and Guides at Jaipur (Rajasthan) from 27th December to 31st December 1956.

(c) 75 scouts from different centres were given intensive scout training at K. E. M. welfare centre for two months.

(d) 45 scout masters of the Labour Welfare department were trained by the Headquarters during the year under report.

Maternity unit.—The maternity unit attached to the Chembur welfare centre continued to do useful work. The ante-natal and post-natal clinics at the maternity unit were in charge of a qualified lady doctor. There were 2,543 ante-natal cases, 242 post-natal, 88 confinement cases, 1 confinement case at home, and 1,624 cases for minor ailments.

Skimmed milk powder supplied by UNICEF was given to 95 children, expectant and nursing mothers every day.

Miscellaneous.—(1) At the request of the Bombay City Prohibition Committee, the Labour Officer worked on the said committee as one of its members.

(2) The Labour Officer participated in the seminar on "Collective Bargaining" at the invitation of the Tata Institute of Social Sciences, Bombay, on 22nd February 1957.

(3) The Labour Officer attended the Annual Session of Indian Conference of Social Work and the Second All India Scout Jamboree held at Jaipur in December 1956.

F. A. IRANI,

Labour Officer.

PUBLIC RELATIONS DEPARTMENT

During the year under report, the department was in charge of Shri N. A. Mistri, M.A., Public Relations Officer. Pending the appointment of the Public Relations Officer Shri S. R. Guru, Ward Officer looked after the work of the department. Shri S. R. Guru continued as Ward Officer throughout the year for the city. Shri V. G. Sabnis was Ward Officer (Suburbs) from 1st April 1956 to 10th January 1957 and Shri N. J. Alvares was appointed in his place as Deputy Public Relations Officer (Suburbs) from 13th January 1957. Shri D. P. Wagle was appointed as Deputy Public Relations Officer (Publicity) from 1st November 1956.

Publicity Section

The Publicity Section disseminated knowledge of health, hygiene cleaner living and positive health amongst the citizens through the popular media such as posters, leaflets, health exhibitions, film shows, cleansing campaigns, talks, etc., in the normal course of activities. It aided immunization campaigns against communicable diseases and also helped the Public Health Department in its drive against exposed food. This Section maintained a Public Health Museum at Princess Street and Health stalls and Civic Sense Gallery at Victoria and Albert Museum. The Section also carried out special activities like sending itinerary exhibits to Municipal schools and displaying hoardings on civic sense on public conveniences and trams.

Special Activities

During the year, the department participated in the celebrations of the World Health Day, Prohibition Week, Social Education Week, Cancer Week and Fire Prevention Week. A number of exhibitions on various aspects of health and sanitation were organized independently as well as in co-operation with other institutions throughout Greater Bombay.

Sets of attractive show-cards & translites were prepared and despatched for display at the International Fair, Chicago, International T. B. Conference held at Delhi, and Spring Festival in Japan.

At local festivals like Mount Mary Fair and Ashadi Ekadashi Fair, opportunity was taken to educate the public about fundamental principles of health.

The department also helped various organizations outside Greater Bombay with information, illustrated material and arranged special visits of professional and distinguished visitors from different parts of the country to the Public Health Museum.

NORMAL ACTIVITIES

Nature of activity.	Approximate number of persons benefited.
(1) 357, Health Education film shows	2,04,590
(2) 180, Mass Vaccination campaigns	67,608
(3) 114 T. A. B. Inoculation campaigns	21,094
(4) 105 Intensive cleansing campaigns	(6)
(5) 8 Sectional Health Exhibitions	(6)
(6) Attendance at the Public Health Museum	47,000

COMPLAINTS AND SERVICES SECTION

The Ward Officer dealt with complaints received from the public, regarding buildings, drainage, sanitation, water supply, encroachments, markets, gardens, etc. After personal visits to the places complained of and after ascertaining the nature of complaints, extracts were sent to the departments concerned for necessary action and report. The complaints were also followed up carefully to see that the grievances of the public were satisfactorily redressed within a reasonable time. Cases of avoidable delays, incorrect reports and loss of papers by the departmental staff were brought to the notice of Municipal Commissioner and the Heads of Departments with a view to redress the grievances of the complainants expeditiously. The Ward Officer and the Assistant Public Relations Officers on their daily rounds also detected many defects in private buildings and in the various Municipal Services rendered to the public, e.g., accumulation of refuse, shortage of water supply, wastage of water, repairs to roads, chokes in drains, encroachments on roads, sanitation of markets etc. These defects were rectified by the departments. on making references to them.

Particulars of complaints received under the various heads during the year are as under :-

Buildings.	Conservancy.	Drainage.	Repairs to roads.	Sanitation.	Water Supply.	Miscellaneous.
2,576	3,515	2,694	3,983	4,387	3,121	830

N. A. MISTRI,
Public Relations Officer.

Mahatma Gandhi Memorial Olympic Swimming Pool.

The Bombay Municipal Corporation continued to administer directly the Mahatma Gandhi Memorial Olympic Swimming Pool during the year under report. Shri V. G. Sabnis, B.E. (Mech.), held charge of the Swimming Pool, except for the period of his absence on leave from 24-4-1956 to 23-6-1956, when Shri R. D. Karbhari, B.A., L.S.G.D., Acting Head Clerk, looked after the work of the Officer-in-Charge.

Administration.—(i) With the discontinuance by the State Government of the staggering of weekly holidays to factory and industrial workers arrangements were made for their swimming facilities on Sundays from 3-0 to 6-0 P.M. from 1-2-1957 instead of from 7-30 to 10-30 A.M. on Thursdays as hitherto.

(ii) At their request members of the Pool were allowed additional swimming facilities from 10-0 to 11-0 A.M. during the Special Class period in the slack season covering eight months from July to February.

(iii) With the introduction of retail guest tickets at As. 10 each to the public from 1-4-1956, it was observed that most of the members and casual swimmers took advantage of the swimming facilities from 7-0 A.M. to 1-0 P.M. on Sundays, with the result the morning session of the Pool was closed at 1-0 P.M. from 1-10-1956 instead of 2-30 P.M. as hitherto.

(iv) Special arrangements to provide, during non-working hours of the Pool, facilities for swimming exercise, free of charge, to children crippled by Poliomyelites were suspended from 1-9-1956 upon the advice of the medical authorities. However, on reconsideration of the issue at the request of expert doctors treating the polio-crippled children, it was decided to continue the facilities as before. In all 10 children and 1 woman took advantage of the facility.

(v) To provide additional attraction and entertainment especially to student members of the Swimming Pool, a sliding chute, at an approximate cost of Rs. 1,300 was installed in October 1956.

(vi) To maintain the standard quality and purity of water for public use the Swimming Pool was emptied and its water changed during the period from 25-12-1956 to 31-12-1956, when it was kept closed to the members of the public.

Sports and Functions.—(i) Annual functions like 'The Anniversary Day' and 'Long Distance Sea Race' were performed on 27th April 1956 and 27th February 1957 and the winners were awarded prizes by the Mayor Shri Salebhoy A. Kadar and Dy. Municipal Commissioner Shri H.T. Sadhwani respectively, who presided on the occasions.

(ii) Water Pool matches were played with the teams of local clubs.

(iii) The Pool premises were given for use, free of charge, to the Bombay State Aquatic Association for holding their annual state competitions to the University of Bombay for holding inter-collegiate and inter-university sports and to the Nair Hospital Dental College for holding their aquatic competitions. The Pool was also placed at the disposal, free of charge, of the Bombay State Aquatic Association for exhibition of swimming by the American Olympic Synchronised Lady swimmers, and for free practice for the Rumanian Olympic Water Polo Team to the National Cyclists' Federation of India.

(iv) Reservation of the Pool was also allowed to college and school, etc., parties for aquatic activities, etc.

(v) Four members of the Swimming Pool, selected by the Bombay State Aquatic Association as a result of their annual state competitions, were sent at municipal cost, for participation in the All India Games at Bangalore.

(vi) Some members participated, at municipal cost, in the aquatic competitions held by the Bombay State Aquatic Association for state championships and selection for the All India Games, etc. as well as competitions held by other clubs interested in the furtherance of aquatic sports.

(vii) A team of the Swimming Pool also participated at municipal cost, in Water-Polo competitions organised by the Colwalla Water Polo League for the Maharana Vijay Devji Cup during the year under report.

Revenue.—The Collection of fees, etc., at the Swimming Pool during the year under report amounted to Rs. 77,850 approximately as against the amount of Rs. 74,215 for the preceding year.

V. G. SABNIS,
Officer-in-Charge,
M. G. M. O. Swimming Pool.

Education Department Research Unit.

Smt. Madhuri Shah, B.A., M.Ed., Ph.D. (Bom.), Ph.D. (Lond.) was in charge of the Research Unit throughout the year.

The Research Officer submitted two comprehensive reports based on—

- (i) a sample survey of compulsory age children in 10,000 population residing in B.D.D. Chawls in the Worli Area and
- (ii) a study of the incidence and the reasons for continuous dropping out of children in all the primary schools in Worli Area with about 8,000 children on rolls.

In view of the findings it was recommended by the Research Advisory Committee that a larger sample be studied to get a verification of the results obtained. During the year under report the Research Unit completed an intensive study of ten areas with about 50,000 population representing various socio-economic groups in Greater Bombay. The results obtained in the first survey have been well borne out by the larger sample.

Parental negligence, domestic work, frequent migrations and lack of accommodation in nearby schools were found to be mainly responsible for non-attendance of compulsory age children.

Besides the above mentioned major investigations, the Research Unit undertook three minor studies.

1. The Research Officer administered an intelligence test to 100 teachers on the Gujarati side and 200 teachers on the Marathi side. Interesting and revealing results were obtained. Comparison of the Test Scores and the rating of the teacher's work by Inspecting Officers showed that at the lower end the correlation between the two ratings was positive and very high. It has been decided that as an experimental measure candidates for recruitment as teachers be given a test of general ability to aid in their selection. The Research Unit will construct and administer the tests.

2. An experiment in teaching in Standard I was carried out in three divisions of the Dongri Lower Primary Municipal Marathi School during the course of the year. Out of 128 children in these divisions, 30 per cent. merited double promotion to Standard III and the remaining except a few handicapped cases showed satisfactory progress by securing promotion to Standard II. The tone and discipline of these children was good and an average attendance of 90 per cent. was maintained throughout the year.

In order that the results may have wider application, the physical conditions in the school were sought to be such as would be obtained in other Municipal Schools, excepting for the fact that the school building was Municipal-owned and is better than many other Municipal Schools. Care was also taken to see that the experiment did not rest on any exceptional ability of the teachers. The results of the experiment have been so encouraging that it is proposed to carry out the experiment on a larger scale during the academic year 1957-58. For this purpose about 18 Schools from the four major sides, have been selected mainly on the consideration of fairly good buildings. In all 100 classes with about 4,000 children will be taken for the experiment in which teaching will be based on careful planning, systematic lesson notes, purposeful work and active participation of children. In order to get a reliable idea of the success or otherwise of the experiment a comparative study between the experimental and ordinary classes will be made.

3. The effect of the continuous fall in the number of pupils on account of dropping out of children which was partly met by fresh entrants was studied in order to ascertain the possibility or otherwise of reducing the number of divisions in any standard keeping within the rule of a maximum of 50 children per division. A careful note of the fluctuations in the number on rolls every month in 170 divisions of 76 standards in the Worli Area for a period of six months was made for the purpose. It was found that the new entrants more or less offset the loss in numbers resulting from drop-outs, thus leaving little scope for reduction in the number of classes.

MADHURI SHAH,
Research Officer.

PART I

INDEX

	PAGE
Accident Cases—Bai Yamunabai L. Nair Charitable Hospital ...	351
Motor and Mill—King Edward VII Memorial Hospital ...	328
Advances—	127
Advertisements—Licence department ...	297
Advisory Medical Board—Bai Yamunabai L. Nair Charitable Hospital ...	337
King Edward VII Memorial Hospital ...	324
Ambulance—Fire Brigade ...	273
Artist Section—Topiwala National Medical College ...	343
Asphalt Plant ...	219
Assessor and Collector—Report of the ...	193
Bai Yamunabai L. Nair Charitable Hospital—Report of the Dean ...	339
Do. Statistical statements ...	346-354
Balance Sheet (Revenue)—Prepared by the Chief Accountant ...	83
Beds—Distribution of—Bai Yamunabai L. Nair Charitable Hospital ...	339
King Edward VII Memorial Hospital ...	327
Municipal General Hospital, Sion ...	359
Beds No. of—Bai Yamunabai L. Nair Charitable Hospital ...	339
King Edward VII Memorial Hospital ...	327
Municipal General Hospital, Sion ...	359
Blood Bank—Bai Yamunabai L. Nair Charitable Hospital ...	341
King Edward VII Memorial Hospital ...	325
Bombay Municipal Servants Act 1890—Cases under ...	44A
Building Branch—Report of the ...	216
Bursts & Leaks to Trunk Mains ...	256
Capital Account—Figures of... ..	51
Chawls—Municipal Statement of Capital cost of ...	248
Chief Accountant—Report of the ...	45
Chief Librarian—Report of the ...	289
Chief Officer—Fire Brigade—Report of the ...	271
City Engineer—Report of ...	209
Colleges—G. S. M. College—Report of ...	317
Nair Hospital Dental College—report of ...	355
Topiwala National Medical College—Report of ...	342
Compressor Stations ...	224
Construction Branch—Hydraulic Engineer's Department ...	262
Construction Branch—City Engineer Department ...	212
Controller of Stores—Report of the ...	293
Co-operative Credit Society Ltd.—King Edward VII Memorial Hospital ...	323
—Schools Committee ...	381
Curator—Victoria and Albert Museum—Report of the ...	287
Dadar Purification Works—Report of the ...	222
Debt charges—Allocation of Chief Accountant's Report ...	49
Bai Yamunabai L. Nair Charitable Hospital—Report of the ...	339
King Edward VII Memorial Hospital—Report of the ...	317
Nair Hospital Dental College—Report of the ...	355
Seth Goardhandas Sunderdas Medical College—Report of the ...	327
Topiwala National Medical College—Report of the ...	342
Departmental Heads—List of the ...	4
Departmental Accounts—Statement of ...	129
Dispensaries—Outside City Division ...	257
Distribution Branch—Water Department—Improvement of the System ...	259
Drainage Purification Works ...	222
Drainage Schemes ...	222
Drawback claims—Assessment Department ...	196
Education—Basic Refresher Classes
Free and Compulsory ...	377
Physical ...	377
Primary—Government Grant on ...	379
Upper Primary Education—Expenditure on ...	379
Vocational ...	377
Ejectments—Suits for ...	245
Ejector Stations ...	222
Election—Rolls ...	201
Election and Town Duty Officer—Report of the ...	201

	PAGE
Estate Agent and Land Manager—Report of the ...	237
Evaporation losses at lakes ...	255
Expenditure—Revenue account ...	47
Expenditure—Statement of ...	69
Ex-Trusts and Municipal Estates—Review of the ...	241
Factories—Permit ...	232
Family Health Centre—King Edward VII Memorial Hospital ...	323
Fees for admission to Victoria and Albert Museum ...	287
Fire—Alarms ...	274
Fire—Appliances ...	281
Fire—Calls ...	274
Loss of life, properties ...	278
Serious Fires ...	275
Fires—Summary of ...	277
Flood Gates ...	225
Flooding ...	221
Footpaths ...	216
Funds—Special Statement of ...	80
Gardens—Outside City Division—Hydraulic Engineer's Department ...	256
Gardens—Victoria Gardens ...	283
Amenities for Children—Amusement ...	283
Income and Expenditure ...	283
Music Programme ...	283
Sites ...	283
General Account Pertaining to Estates Agent and Land Management—Statement of ...	250
Ground rent— ...	243
Gymkhana—Seth Goardhandas Sunderdas Medical College ...	318
Topiwala National Medical College ...	343
Hawkers—Licence Department ...	297
Heads of Departments—List of the ...	4
Health Department—Report of—See Part II ...	Part II
Hostels—Seth Goardhandas Sunderdas Medical College ...	318
Topiwala National Medical College ...	342
House drains Municipal—Engineering Department ...	211
Housing Accommodation—Municipal ...	209
Housing—Dishousing and Rehousing—Extrust Estates. ...	242
Hydraulic Engineer—Report of the ...	255
Ibcons Ltd.—See Standards Branch ...	264
Improvement Schemes Account ...	50
Income—Statement of ...	64
Revenue Account—Water Works ...	119
Investments ...	49
Island of Bombay—Map of the Zones of water supply ...	271
Joint Councils—Labour Department ...	387
King Edward VII Memorial Hospital—Report of the ...	317
Labour Officer—Report of the ...	387
Labour Staff—Number of the ...	387
Labour Relations—Report regarding the ...	387
Lakes—Statistics of—	268
Powai ...	268
Tansa ...	268
Tulsi ...	268
Vehar ...	268
Vaitarna ...	268
Land—Acquisition of ...	237
Municipal—Disposal of ...	241
Sale proceeds of ...	47
Layouts—Changes in the ...	241
Leases—Long term ...	242
Short term ...	243
Temporary ...	245
Legal Department—Report of the ...	371
Libraries—Municipal ...	289
Books and Magazines—Classification and Cataloguing of ...	289
Circulation of ...	289
Purchase of ...	289
Municipal Teachers' ...	383
For Patients in K. E. M. Hospital ...	323
Seth Gordhandas Sunderdas Medical College ...	318
Topiwala National Medical College ...	342
Licences—Licence Department ...	297
Lighting of Public Streets ...	218

	PAGE
Loans—Allocation of	48
Mahatma Gandhi Memorial Olympic Swimming Pool—Report of	392
Mains—New—laying of the	260
Maintenance Branch—Hydraulic Engineer's Department	257
Maintenance Branch—City Engineer's Department	216
Manager, Municipal Printing Press—Report of	315
Master Plan for Greater Bombay	208
Mechanical Branch—Report of the	228
Medical Aid—Hydraulic Engineer's Department	257
Medical Assistance to Municipal Employees—Scheme of	388
Medical Inspection of School Children—School Health Services	381 Part II-7
Medical Superintendent—Municipal General Hospital, Sion—Report of the	359
Do. —Group of T. B. Hospitals, Sewri—Report of the	365
Meter Revenue from	261
Meters—Details of	261-62
Repairs to	258
For Domestic Supply	262
Monuments and Statues—Public	217
Museums—Seth Gordhandas Sunderdas Medical College	318
Topiwala National Medical College	343
Victoria and Albert Museum	287
Nurses' Welfare Fund—King Edward VII Memorial Hospital	323
Nursing Staff Bai Yamunabai L. Nair Charitable Hospital	340
King Edward VII Memorial Hospital	322
Outside City Branch—Report of the	255
Patients—Number of—Bai Yamunabai L. Nair Charitable Hospital	346
King Edward VII Memorial Hospital	327
In-patients—Summary of—King Edward VII Memorial Hospital	332
Out-patients—	
Bai Yamunabai L. Nair Charitable Hospital	351
King Edward VII Memorial Hospital	333
Poor patients—King Edward VII Memorial Hospital	
Relief to	325
Physiotherapy Department—King Edward VII Memorial Hospital	320
Poor Box Charity Fund—King Edward VII Memorial Hospital—Donations to	325
Municipal General Hospital, Sion	361
Poor Patients Fund—Bai Yamunabai L. Nair Charitable Hospital	341
Printing Press—Report of the	313
Private Buildings—Construction of	225
Projections—Unauthorised—Removal of	226
Properties in the City—No. of in charge of Estate Agent and Land Manager's Deptt.	240
Public Relations Department—Report of	391
Pumping Stations—Construction of	224
Purification Works, Dadar,	222
Dharavi	223
Love Grove	222
Rain fall—Graph showing the	269
Rateable Value—Complaints	196
Incidence of	193
R. C. Urdu Training Institute for lady teachers	375
Refrigeration plant—Arthur Crawford Market	305
Refuse—Removal of	230
Rents—Chawls—	243
Ground Rent—Commutation of	243
Semi Permanent Sheds	244
Suits for recovery of	245
Research Inquiries—Seth Goardhandas Sunderdas Medical College	318
Revenue Account—Income and Expenditure	65
Revenue Surplus—Statement of—	65
Riot Tax—	196
Roads—Maintenance Branch—Construction of—	211
New ones taken over for maintenance	217
Special—Schemes (Estates and Land Management Department)	241

	PAGE
Road Rollers—	217
Rolls—Supplementary Election	201
Schemes—Town Planning	231
Schools—Aided—	375
Expenditure incurred by—	379
Grants to—	376
School Buildings—Municipal—	375
Schools Clinic—King Edward VII Memorial Hospital	324
Schools Education—Municipal—Classes—	373
Prizes—Trust Fund	375
Pupils—Average cost per pupil—	380
Number of—	373
Scholarships—	375
Teachers—General information	373
Scholarships to the Children of Municipal Employees—Statement of	388
Schools—Unaided Recognised	377
Vocational	377
General information	381
Scout Movement—Boy Scouts	378
Girl Scouts	378
Secretary—Municipal—Report of the—	1
Schools—Report of the Education Officer	373
Set-backs	226
Seth Gordhandas Sunderdas Medical College—Report of the Dean—	317
Sewage disposal plants	222
Shops and Establishments—Report of	301
Sinking Funds	49, 103, 165
Skin and Venereal Department—King Edward VII Memorial Hospital—Statement of	326
Slum Clearance	211
Solicitor to the Corporation—Report of the—	371
Special Engineer—Report of the—	205
Standard Branch—Assessment and Collection Department	—
Chief Accountant's Department	—
Hydraulic Engineer's Department	269
Statues and Mortuments—Public	217
Stock Verification—Central Stores—Report of	49, 50
Stores—Statement of details—	296
Stores Transactions—Statement of	295
Storm Water Drains—Construction of—	213
Streets lighting—Public—	218
Streets—Name boards of—	217
Strikes—Sudden Stoppage of Work—Labour Relations	42, 387
Students—Seth Gordhandas Sunderdas Medical College—Admissions—	336
Topiwala National Medical College—Admissions	342
Topiwala National Medical College—Examination Results—	342
Nair Hospital Dental College—Admissions	355
Sub-vention Scheme	221
Superintendent—Bai Yamunabai L. Nair Charitable Hospital—Report of the	339
Gardens— Report of the	283
Licences, Shops and Establishments—Report of the	297
Markets and Slaughter Houses—Report of the	305
Municipal General Hospital, Sion,—Report of the	359
Surplus Cash Balance	45
Survey and Design Section—Hydraulic Engineer's Department	264
Tansa Lake—Statistics of	268
Taxes—Collection of	195
Demand of	195
Exemption from General tax—	195
Outstandings	196
Property taxes	193
Rates of	193
Refunds	195
Riot tax	196
Urban Immoveable Property Tax	196
Wheel Tax	194

	PAGE
Teaching Staff —Nair Hospital Dental College	356
Seth Gordhandas Sunderdas Medical College	329
Topiwala National Medical College	347
Tenements —No. of	197
Town Duties —Collection	203
Refund	203
Revenue	203
Town Planning Schemes —	231
Town Planning Scheme —Mahim	231
Traffic Islands —	219
Tramways	218
Trolley track	256
Trunk Mains —Bursts and Leaks	254, 256
Tulsi Lake —Statistics of	268
Unions —Names of—	387
Vatarna —Cum—Tansa Scheme—Report of Special Engineer	205
Dam	205
Vihar Lake —Statistics of	268
Vehicles —No. of	199
Veneral and Skin Department —King Edward VII Memorial Hospital	326
Visitors No. of to —Lakes	256
Libraries—	291
Museum	287
Victoria Gardens	283
Waste prevention Water Supply —	261
Water —Sterilization of—	256
Water Charge —Compounded—	264
Water Connections —No. of the	265
Water —Distribution of—	259
Water fittings —Testing of—	261
Water Mains —Bursts and Leaks—	256
Water Supply —Average of	266
Disconnecting the—	261
Hours of—	—
Sources of	255
Statistics of	255, 268
Sterilization of—	256
System of—	255
Works of—General nature	265
Inside City Division	257
Welfare Branch —Report of the	388
Workshops Foundry	228
Workshops —Municipal—Report of	228
X-Ray and Electro Therapeutical Report —King Edward VII Memorial Hospital	326
do. do. —B. Y. L. Nair Charitable Hospital	345
Zoning	232
Zoo —Victoria Gardens—Livestock in the—	283
Zoo —list of animals in the	284

PART II

CONTENTS

PAGE.

I.—REVIEW OF THE YEAR—

(1) Outstanding features	1
(2) Population	1
(3) Area and density of population	1
(4) Meteorology	1
(5) Rainfall	1
(6) Births and deaths	1

II.—PUBLIC HEALTH ADMINISTRATION—

Divisions of the city and distribution of the staff—

(1) Sanitary state of the city	2
(2) Unwholesome food. Notices under Municipal Act and prosecution	2
(3) Registration of vital statistics	2
(a) Births and birth-rate	2
(b) Deaths and death-rate	2
(c) Deaths by sex and age	3
(d) Deaths by causes	3
(e) Certification of causes of deaths	3
(f) Deaths by months	3
(g) Deaths by sections	3
(h) Copies of birth and death registry	3
(i) Infant mortality	3
(j) Maternal mortality	3
(4) Control of communicable diseases—	
(a) Notification	3
(b) Plague	3
(c) Smallpox	3
(d) Cholera	4
(e) Influenza	4
(f) Enteric fever	4
(g) Acute anterior poliomyelitis	4
(h) Diphtheria	4
(i) Cerebrospinal meningitis	4
(j) Tuberculosis	4
(k) Venereal disease	4
(l) Leprosy	5
(m) Malaria, anti-malaria and insecticidal measures and disinfection	5
(5) Hygiene—	
(i) Maternity homes and ante-natal, etc. clinics	6
(ii) Family planning clinics	7
(iii) School medical inspection	7
(7) Medical relief	9
(8) Public health propaganda and education	9
(9) Standards Branch	9
(4) (A) Report of the Medical Superintendent, Arthur Road Hospital	9
(6) Report of the Municipal Analyst	11
(4) (B) Report of the Superintendent of Vaccination	12
Tables	13 to 73

DIAGRAMS—

	Facing page
A.—Annual total deaths by causes, 1917-1956	1
B.—Annual death-rate 1901-1956	2
C.—Death-rate from principal causes	3
D.—Infant mortality rate 1881-1956	4
E.—Maternal mortality rate 1947-1956	5
F.—Climatic conditions in Bombay in 1956	6
F1.—Daily mean births and deaths in 1956	6
G.—Annual admission of cases in Arthur Road Hospital	9

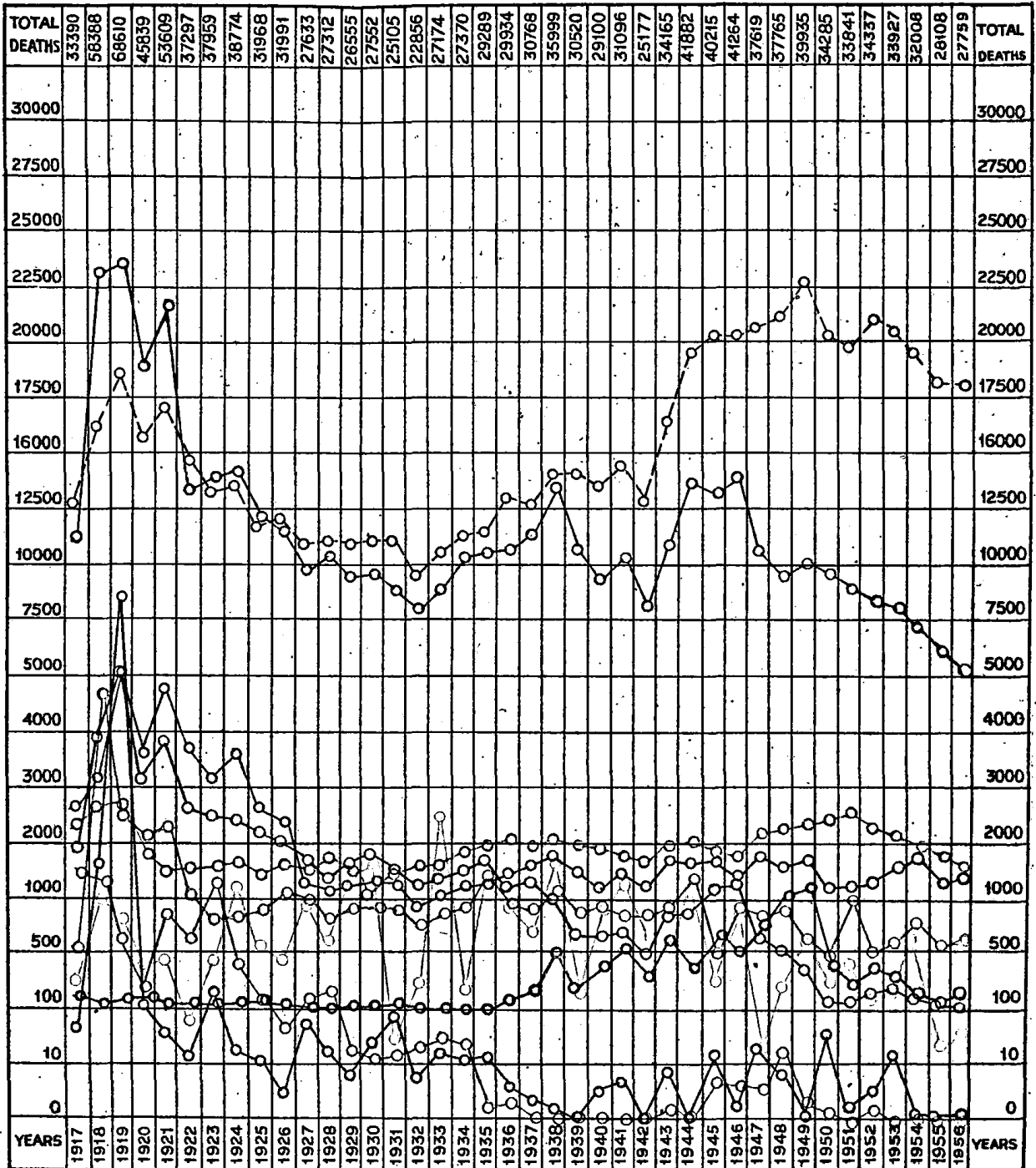
SUMMARY OF STATISTICS

FOR THE YEAR 1956

1.	Area of Bombay city and island	26,189 sq. miles (16751.42 acres)
2.	Density of population per acre	139
3.	Population	Census of 1951	23,29,020
		Mid-year estimated	27,76,560
4.	Total live births registered	64,835
5.	Birth-rate per 1,000 population	Census 1951	27.8
		Mid-year estimated	23.4
6.	Total deaths	27,759
7.	Death-rate per 1,000 population	Census 1951	11.9
		Mid-year estimated	9.9
8.	Total deaths among infants (under 1 year)	7,152
9.	Infant deaths per 1,000 live births	110.3
10.	Maternal deaths	67
11.	Maternal death-rate per 1,000 births (including still-births)	0.99
12.	Maternal death-rate per 1,000 live births	1.0
13.	Still-births	2,778
14.	Plague—deaths	Nil.
15.	Cholera—deaths	Nil.
16.	Smallpox	(a) deaths	50
		(b) death-rate	0.02
17.	Influenza	(a) deaths	7
		(b) death-rate	0.0
18.	Tuberculosis	(a) deaths	2,132
		(b) death-rate	0.9
19.	Acute anterior poliomyelitis	(a) deaths	21
		(b) death-rate	0.0
20.	Diphtheria	(a) deaths	123
		(b) death-rate	0.05
21.	Typhoid	(a) deaths	247
		(b) death-rate	0.1

DIAGRAM "A"

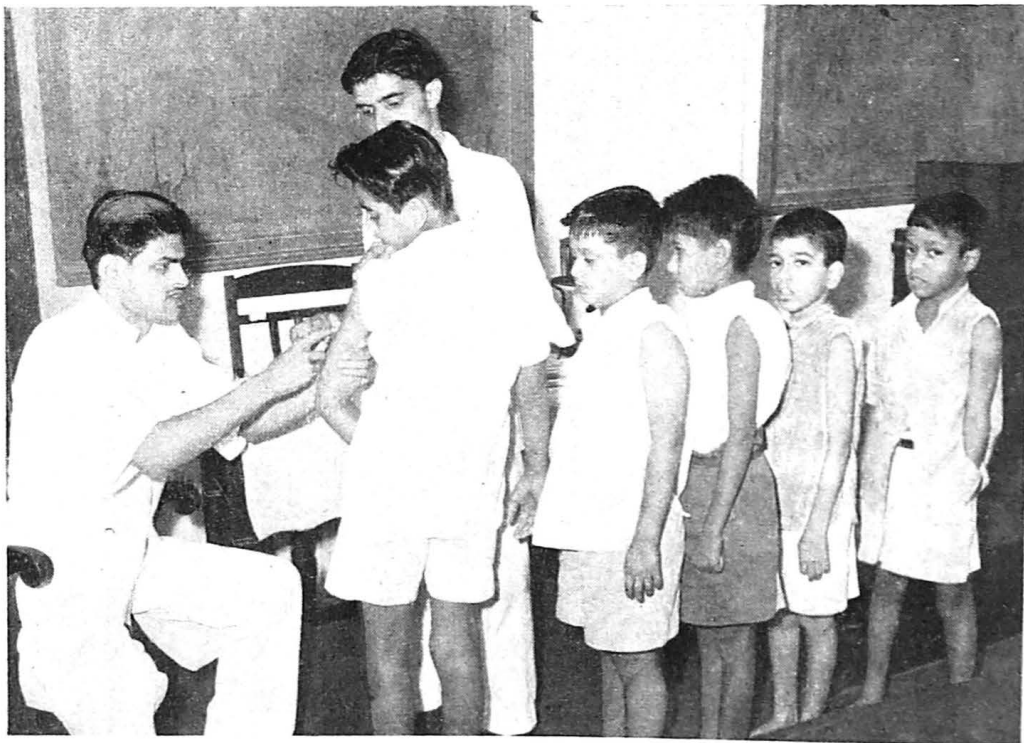
ANNUAL TOTAL DEATHS FROM DIFFERENT CAUSES IN BOMBAY CITY 1914 - 1956



- SMALLPOX
- PLAGUE
- TYPHOID
- RESPIRATORY DISEASES
- AGUE & REMITTENT FEVERS
- CHOLERA
- TUBERCULOSIS
- OTHER INFECTIOUS DISEASES
- DIARRHOEA ENTERITIS & DYSENTERY
- OTHER NON-INFECTIOUS DISEASES



Mass Vaccination Campaign



Diphtheria Immunization in Schools

ANNUAL REPORT OF THE EXECUTIVE HEALTH OFFICER FOR THE YEAR 1956.

Dr. V. V. Puri, M.B. B.S., D.P.H., D.T.M., held the post of the Executive Health Officer throughout the year.

REVIEW OF THE YEAR.

(1) **Outstanding features.**—(i) The scheme for active immunization against diphtheria was intensified.

(ii) The schemes for carrying out periodical medical examination of food-handlers engaged in eating-houses and the classification of eating houses into I, II, and III classes, were sanctioned by the Corporation and the matters are being proceeded with.

(iii) An isolation hospital for Tuberculosis, with 100 beds with a clinic has been constructed at the Municipal Conservancy stables at Dadar and will be put into use in the near future.

(2) **Population.**—The population figure of the city, viz., 23,29,020 as per the census of 1951 (table 1) was taken as the basis for vital statistics in this report. The mid-year estimated population of the city was 27,76,560.

(3) **Density of population.**—The area of the city is 26.189 square miles (16,751.42 acres) with the density of the population at 139 per acre (table 2).

(4) **Meteorology.**—Meteorological data for the year is given in table 3.

(5) **Rainfall.**—The total rainfall in inches recorded at the Colaba Observatory was 101.28 as against 88.64 in 1955 and 137.08 in 1954. It was above normal by 30.07 inches. It rained on 133 days as against 116 in 1955 and 108 days in 1954. The highest monthly rainfall was 32.34 inches in July as against 34.75 inches in August 1955.

(6) **Births and deaths.**—64,835 live births and 27,759 deaths were registered as against 66,575 live births and 28,108 deaths in the previous year. The rates of births and deaths per 1,000 of the census population were 27.8 and 11.9 respectively and 23.5 and 10.1 respectively per 1,000 of the mid-year estimated population.

PUBLIC HEALTH ADMINISTRATION

(1) **General sanitation.**—This included inspection and supervision of premises including factories and licensable trades. Steps were taken to remedy sanitary defects detected and provide sanitary conveniences wherever possible.

For sanitary administration, the city is divided into 7 wards, A to G, under five Assistant Health Officers, further sub-divided into 51 sections, each in charge of a Medical Assistant or a Sanitary Inspector. These 51 sections are so grouped as to form 18 sanitary districts each in the charge of a Medical Inspector of whom 10 attend to the registration work of births and deaths at ten districts in addition to their other duties.

(2) **Food sanitation.**—This includes control over adulteration, supervision over the articles exposed for sale by food-handling establishments, destruction of unwholesome food, etc.

For the control of milk and other foodstuffs, 2 sanitary inspectors and 10 milk sub-inspectors were detailed. The work of sampling of milk and other food-stuffs was carried out by this staff. A special mobile squad consisting of 1 Sanitary Inspector and 4 milk Sub-Inspectors took samples of food-stuffs and destroyed unwholesome food-stuffs detected during the surprise visits to the establishment all over the city daily. With the establishment of this squad the percentage of detection of adulteration of milk has risen to 60 per cent. as against 56 percent. during the previous year.

(3) **Registration of vital statistics.**—This comprises the registration of births and deaths in the city, maintaining records of vital statistics affecting the health of the city, and also regulation of places for the disposal of the dead bodies and providing new places for the said purposes, etc.

(4) **Control of communicable diseases.**—This covers measures taken for the prevention of diseases such as smallpox, etc., provision of hospitals for isolation and treatment, making arrangements for immunization of the public, etc.

Cases of infectious diseases (except tuberculosis and leprosy) were treated at the Municipal Infectious Diseases Hospital at Arthur Road, which is under a Medical Superintendent. The staff was supplemented from time to time temporarily to cope with the increase in the number of patients. The Honorary staff rendered very valuable service whenever needed.

Cases of tuberculosis were treated at the Municipal Group of Hospitals for Tuberculosis at Sewri. Admissions to these hospitals were regulated as per the waiting list maintained at the hospital outdoor, after examination by the honoraries. Outpatients were also treated at the clinics at Foras Road and Lalbaug.

The Venereal diseases cases were treated at the special clinic at Bellasis Road, which is under a Medical Officer.

The non-infectious types of leprosy cases were treated at the Municipal general dispensaries but other cases were directed to the clinic of the Acworth Leprosy Home, Wadala.

The anti-malaria and insecticidal services were carried out by the Insecticide Officer.

Measures regarding the preventive vaccination against smallpox were carried out, under direction of the Superintendent of Vaccination.

(5) **Maternity and child welfare.**—Ante-natal care, care at birth, care during infant and pre-school life was rendered to the public through the 5 Municipal maternity homes under the charge of lady medical officers with a staff of 25 nurses and 20 health visitors. The medical officers attended the clinics attached to their respective Homes and 10 subsidiary clinics. The maternity unit at Dharavi was in the charge of two trained health visitors under the guidance of one of the medical officers. Instructions and advice in spacing of births were given at 18 family planning clinics. A Supervising Medical Officer (Maternity) supervised these activities.

School health work includes medical inspection of municipal school children as well as correction of defects noticed during such inspections.

(6) **Municipal Laboratory.**—The analysis of samples of food, Municipal water supply and of clinical specimens was carried out in the municipal laboratory in charge of the Municipal Analyst.

(7) **General medical relief.**—General medical relief was administered through 26 free dispensaries (two Ayurvedic) under 27 medical assistants, one mobile dispensary unit, 6 dispensaries for women and children under 3 part-time lady doctors, 1 eye hospital and an eye dispensary under 2 honorary surgeons and one senior nurse.

(8) **Health education** was carried out by the Public Relations Department in charge of the Public Relations Officer, through all modern publicity media.

(1) GENERAL SANITATION

Sanitary condition of the city was on the whole satisfactory throughout the year. Insanitation where detected, was inter alia, due to insufficiency of sewers and continuance of the basket-privy system, high density of houses and persons per acre, and practical difficulties such as absence of proper access, etc., in the way of rendering adequate conservancy services, both as regards the removal and disposal of refuse and also shortage of water supply. About 950 basket privies still remained to be converted into the full-flushing system which was kept pending due to the impending town planning schemes.

Water supply.—The supply to the city was chlorinated. Apart from occasional complaints from individuals as regards unwholesome water supply at certain points of the distribution system, there was no cause for complaint.

Drainage.—The Mahim area in North Bombay was covered by three town planning schemes, and sewers were already laid in a major portion of the area in the North of Bombay.

Sanitary control of dwellings.—The routine inspection of dwellings for detecting sanitary defects was made by the sanitary inspectors, medical assistants and medical inspectors under the general supervision of the Assistant Health Officers. During the year, 3,753 insanitary huts were demolished.

Sanitary inspection.—Details are given in table 4.

Slum areas continued to receive special attention so far as sanitary measures in general were concerned. However with the passing of the amendment of the Bombay Municipal Corporation Act about the middle of 1954, regarding slum clearance, particular attention was paid to slum clearance schemes.

Milch cattle stables.—2,402 milch cattle in 13 stables in E, F and G wards were yet to be removed to the Government milk colony at Aarey for which accommodation would be available in 1957.

(2) FOOD SANITATION

(i) A statement regarding the work of inspection of milk is given in table 5.

(ii) Details regarding the destruction of unwholesome food are given in table 6.

(iii) Statements regarding statutory notices and court cases are given in tables 7 and 8 respectively.

(3) VITAL STATISTICS

(a) **Births and birth-rate.**—The live births registered during the year were 64,835 which were 1,740 less than in 1955 and 6,656 above the average of the decennium (1946-55). Of the registered births 33,359 were male and 31,476 female, giving a proportion of 105.9 males to 100 females. The birth-rate was 27.8 per 1,000 of population. Details are given in tables, 9, 10, 11 and 12.

The number of still-births reported was 2,778 or 4.3 per cent. of live births.

(b) **Deaths and death-rate.**—The total number of deaths registered from all causes was 27,759 as against 28,108 in 1955, being 7,550 below the annual average mortality of the preceding 10 years, and 4,687 less than the mean mortality of the preceding 5 years.

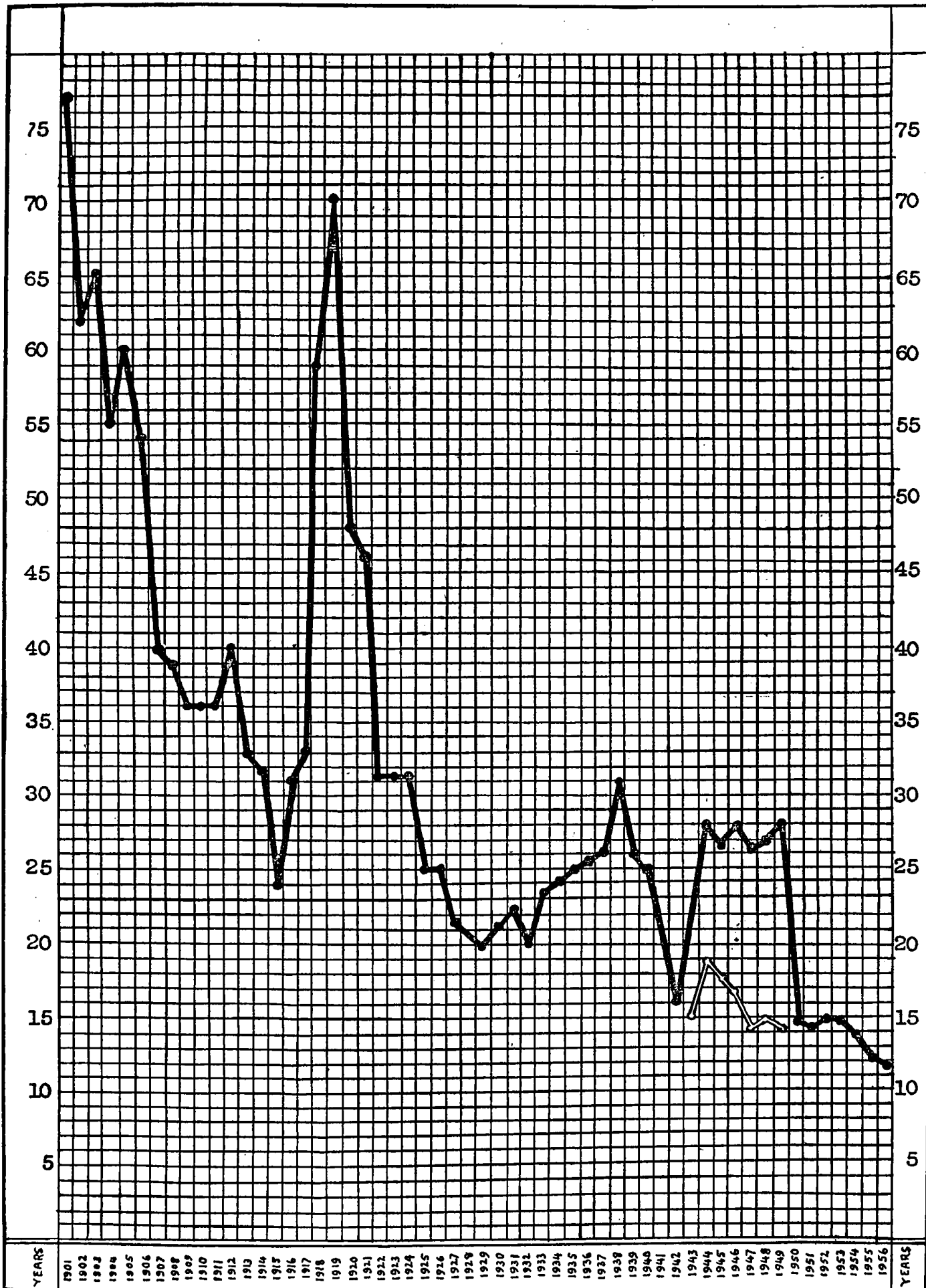
The death-rate per 1,000 of the population was 11.9. 25.9 per cent. of the total deaths were among infants below 12 months. Out of these, 50 per cent. were recorded as due to congenital debility or premature births, or malformation, etc.

The annual number of total deaths from different causes in the city since 1915 is plotted in graph A, facing page 1. Death rates are shown in diagram B, facing page 2.

(c) **Mortality by sex and age.**—Of the 27,759 deaths, 15,820 were among males and 11,939 among females. The excess of deaths among males may be ascribed to the preponderance of males in the population, their number being nearly 63.5 per cent. of the total population. The death-rate among females was, however, actually higher than that among males. The male death-rate was 10.7 and the female 14.1 as against 10.6 and 14.5 respectively in 1955 (vide tables, 13, 14 and 15).

DIAGRAM B

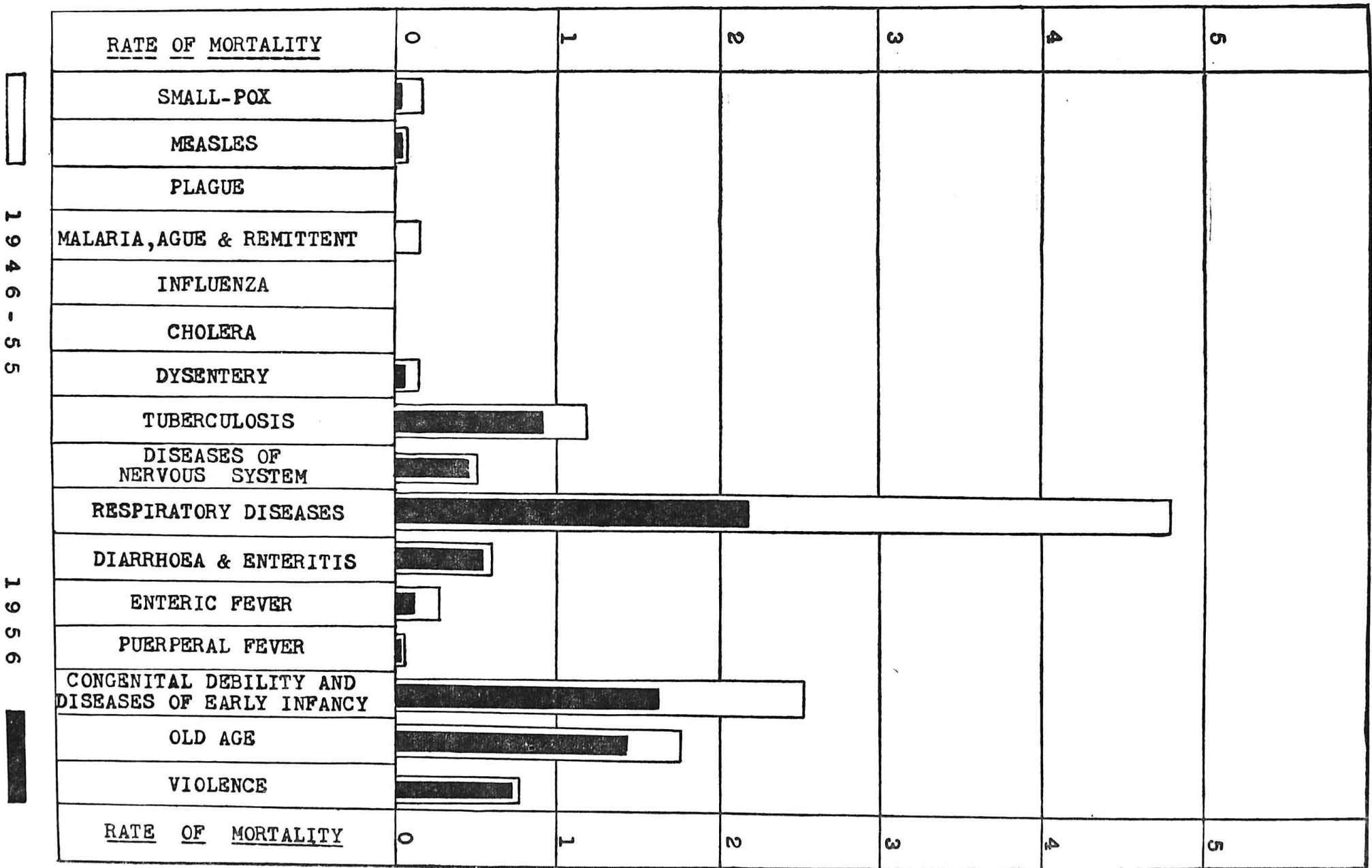
ANNUAL DEATH RATE IN BOMBAY CITY (1901-1956)



CENSUS POPULATION (1951): 23,89,020 RATE ON CENSUS POPULATION —●—
 RATIONING POPULATION (BEGINNING OF 1950) : 27,71,282 RATE ON RATIONING POPULATION - - - ○ - - -

DIAGRAM C

DEATH RATE PER 1000 POPULATION FROM PRINCIPAL CAUSES IN
BOMBAY CITY IN 1956 AND THE DECENNIAL AVERAGE 1946-55



(d) **Principal causes of deaths** are given in table 16.

It will be seen from the diagram C facing page 3 that diseases of the respiratory system claimed the highest number of deaths as in the past with a death-rate of 2.2 per 1,000 of population. A large proportion of deaths from respiratory diseases occurred among infants and children under five years of age. Congenital debility and diseases of early infancy constituted the next most fatal cause giving a death-rate of 1.5. The causes coming next on the list for the year were old age (1.3) and tuberculosis (0.9).

(e) **Ascertainment of causes of deaths** are given in tables 17 and 18.

(f) **Mortality by months** are given in table 19.

(g) Details of mortality by sections, etc., are given in tables, 20, 21 and 22.

(h) **Copies of birth and death registry issued.**—During the year 8,370 copies of registry of births and 11,627 copies of registry of deaths were issued. The total fees received for copies of certificates, for searches of birth and death registers for various periods and for producing records in courts of law, amounted to Rs. 35,990 as against Rs. 48,732 in 1955.

(i) **Infant mortality.**—Deaths among infants under one year of age numbered 7,152 which was 745 less than in the preceding year and 2,027 less than the annual average of the previous decennium. The infant mortality rate for the year was 110.3 per thousand of live births as against 118.6 in 1955.

Of the 7,152 infant deaths, 6,384 or 89.2 per cent. were among the infants born in the city and 768 or 10.8 per cent. were among those born outside the city (*vide* table 23). The births of these 768 infants were naturally not registered in the city birth registers. If these 768 deaths are excluded the infant mortality rate would be 98.4. How much of this reduction in the rate could be set off against the deaths of infants occurring outside the city, though born and registered in the city, cannot be estimated. But in the absence of any specific cause or evidence of emigration, the number must be small, and, therefore, the infant death-rate after correction for residence would not be much above 98.4, *i.e.*, 11.9 less than the recorded rate of 110.3.

Diagram D facing page 4 shows the trend of infant mortality rate in this city during the last 75 years.

Causes of infant deaths.—It will be seen from table 24 that 5,421 or nearly 75.8 per cent. of the total infant deaths were due collectively to diseases of the respiratory system, infantile debility and premature births as against 5,950 deaths or 75.3 per cent. in 1955. Diarrhoea and enteritis caused 713 deaths, ague and remittent fever and fever not defined 27 deaths and convulsions caused 126 deaths. Deaths from smallpox and measles numbered 7 and 13 respectively, while poliomyelitis caused 5 deaths.

Quinquennial averages.—Compared with the annual average of the preceding five years, the total deaths among infants in 1956 was 1,750 less. An increase of 78 was, however, recorded under diarrhoea and enteritis.

Age at deaths.—The infant deaths in the first week of life were 2,444 or 34.2 per cent. and in the age-period 1 to 4 weeks, 1,242 or 17.4 per cent. of the total. Thus 3,686 infant deaths or 51.6 per cent. of the total number occurred in the first month of life. In the next two age-groups, *viz.*, 4 weeks to 6 months and 6 to 12 months, the infant deaths numbered 1,751 and 1,715 respectively, constituting 24.5 per cent. and 23.9 per cent. of the entire infant mortality (*vide* tables 25 and 26). For neo-natal death-rate, see table 27.

Infant mortality by months.—See tables 28, 29 and 30.

(j) **Maternal mortality rates.**—This rate was 0.99 as against 1.0 in 1955.

Deaths in puerperal state by causes are given in table 31.

(4) CONTROL OF COMMUNICABLE DISEASES

(a) **Notification.**—The total notifications of infectious diseases received during the year was 7,909 as against 8,461 in 1955 (*vide* table 32). Of these, 7,821 (98.9 per cent.) were from the District Registrars and 88 (1.1 per cent.) were from the medical practitioners.

(b) **Plague** was absent during the year.

Anti-plague measures.—(i) **Preventive inoculation.**—During the year, 38 persons were inoculated against plague, of whom 16 were inoculated at the Haffkine Institute, Parel.

(ii) **Rat Destruction.**—The total number of rats caught and destroyed in Greater Bombay during the year was 10,17,919 (including 2,32,024 *Rattus Rattus* and 5,00,900 *Gunnomys Kok*) as against 10,29,673 in 1955. No rat was found plague-infected, *vide* table 33.

Susceptibility of rats to plague.—The Haffkine Institute reported that the susceptibility of rats to plague was as below:—

R. *Rattus* (House rats) 7.5 per cent. susceptible.

Other anti-plague measures, *viz.*, (iii) Flea destruction, especially through D.D.T. dusting of rat holes and D.D.T. spraying of houses, etc., and (iv) Thorough cleansing of areas are described at the appropriate places in this report.

(c) **Smallpox** caused 198 attacks (including 24 originating in other local areas of India) and 50 deaths (*vide* table 34).

7 deaths from smallpox occurred among children under one year of age, of whom 3 were unvaccinated, the remaining 4 cases seemed to have contracted the disease before they could attain immunity against the disease.

(d) **Cholera** was absent. Preventive measures including food sanitation campaigns were continued. 34,533 persons were inoculated against cholera.

(e) **Influenza** was recorded as the cause of 7 deaths, as against 3 in 1955 and the annual average 6 for the preceding decennium.

(f) **Enteric fever.**—The number of notified cases, *viz.*, 2,097 (including 206 originating in other local areas of India), was 160 more than that in 1955. The total number of deaths was 247 as against 211 in 1955. The case mortality rate was 11.8 *vide* tables 35, 36 and 37. 1,74,327 persons were inoculated with T.A.B. Vaccine. Other preventive measures, including D.D.T. treatment, as an anti-fly measure, surprise inspection of food establishments, etc., destruction of unwholesome foodstuffs, propaganda, etc., were carried out as usual besides treating all cases of typhoid with chloramphenicol at the Arthur Road Hospital.

(g) **Acute anterior poliomyelitis** caused 101 cases (26 originating in other local areas of India) and 21 deaths.

(h) **Diphtheria.**—2,897 cases were notified (*vide* table 38). Of these, 275 were originating in other local areas of India. 123 cases proved fatal.

(i) **Cerebrospinal meningitis.**—One case was reported which proved fatal, as against one fatal case during 1955.

(j) **Tuberculosis** took a toll of 2,132 lives and the death-rate of tuberculosis was 0.9 per 1,000 of population, *vide* tables 39 and 40.

The sputum examination of specimens sent by the medical practitioners was undertaken free of charge at the Municipal laboratory.

2,800 cases of tuberculosis were admitted to the Municipal Group of Hospitals for Tuberculosis at Sewri, which had an accommodation for 460 in-patients besides 100 beds reserved by the Bombay Municipal Corporation at the Sarvodaya Hospital, Ghatkopar. The cases directed by the 3 clinics were admitted as per the waiting list maintained at the hospital outdoor after examination by the honoraries. A.P. and P.P. refills and screening were done at the hospital and at the clinics at Princess Street and Foras Road. The work of construction of an 100 bedded isolation hospital for tuberculosis patients with a clinic at the municipal stables at Dadar was completed.

(k) **Venereal disease.**

The Anti-venereal Clinic, 254, Bellasis Road.

The clinic is run on modern methods of prophylaxis, diagnosis, treatment and control of venereal diseases.

The following methods were adopted to achieve this purpose:—

(1) **Prevention of exposure to infection.**—The importance regarding this was emphasized by the Public Relations Department, the Medical Officers and the Nurse, at the clinic and in different parts of the city. Instructive and educative pictures were exhibited in a special room set apart for this purpose at the clinic.

(2) **Personal prophylaxis.**—There are eight municipal free prophylactic centres (including the one at this clinic) in different parts of the city for this purpose. The centre at Bellasis Road was kept open day and night and the others from 6-30 P.M. to 2-30 A.M. every day. The attendance at each centre during the year is given in table 41.

As cheap anti-biotics are available the old method of personal prophylaxis against venereal diseases is quite outdated. The Corporation have agreed to close down six of the eight prophylactic centres, where the attendance is too low and instead start a contact investigation centre at the Venereal Diseases Clinic by appointing 2 Medico-social Workers and also to accept the offer of a free supply of penicillin through the UNICEF for treatment of the patients at the clinic.

The Municipal Venereal Diseases Clinic fulfils all the basic criteria laid down for this free offer of penicillin, excepting that of social workers for contact investigation, which deficiency will also now be made good, as stated above. On receipt of the free supply of penicillin, the Medico-social Workers will be appointed as contact investigation is the most important measure in the prevention of the spread of venereal diseases.

(3) **Diagnosis.**—There is a well-equipped laboratory where confirmation of diagnosis of all suspected V. D. patients was done in addition to clinical diagnosis.

Materials sent by private practitioners of suspected V. D. patients were examined free of charge and the reports of the results were sent to them confidentially.

The account of the laboratory work done during the year is given in table 42.

(4) **Treatment.**—The patients were treated by modern methods including antibiotics such as penicillin, etc. Male and female patients were examined and treated separately in different wings having separate accesses maintaining absolute secrecy. Results of treatment were assessed from time to time by laboratory methods.

Physio-therapy, *e.g.*, Ultra-violet, and Intra-red irradiation, Short-wave Diathermy, etc., was done whenever required.

(5) **Follow-up work.**—The clinic nurse paid 3,215 domiciliary visits and induced suspected cases and contacts to attend the clinic for investigation and advised lapsed cases to continue treatment.

DIAGRAM D

DEATHS IN INFANTS PER 1000 BIRTHS IN BOMBAY CITY (1881 1956)

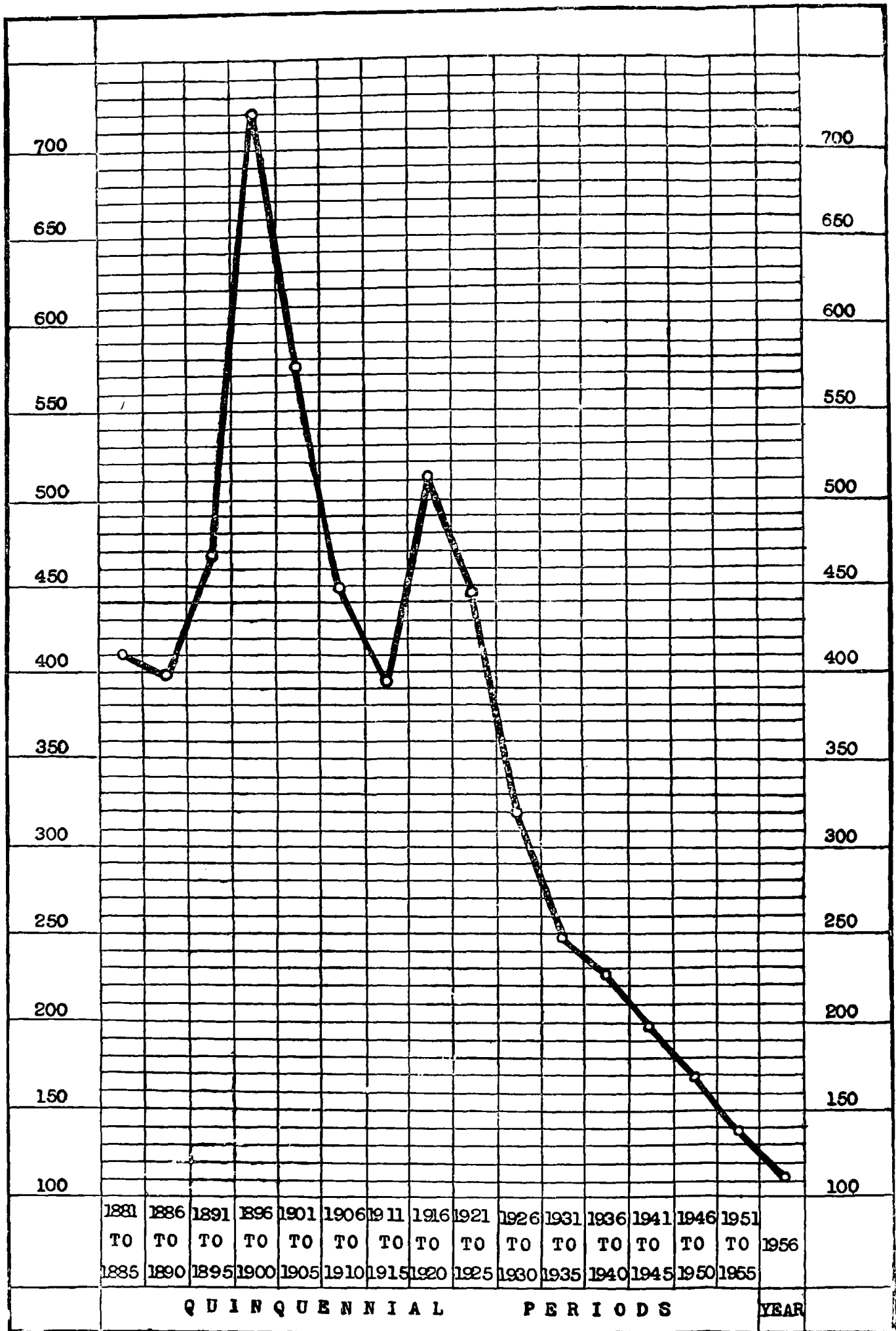
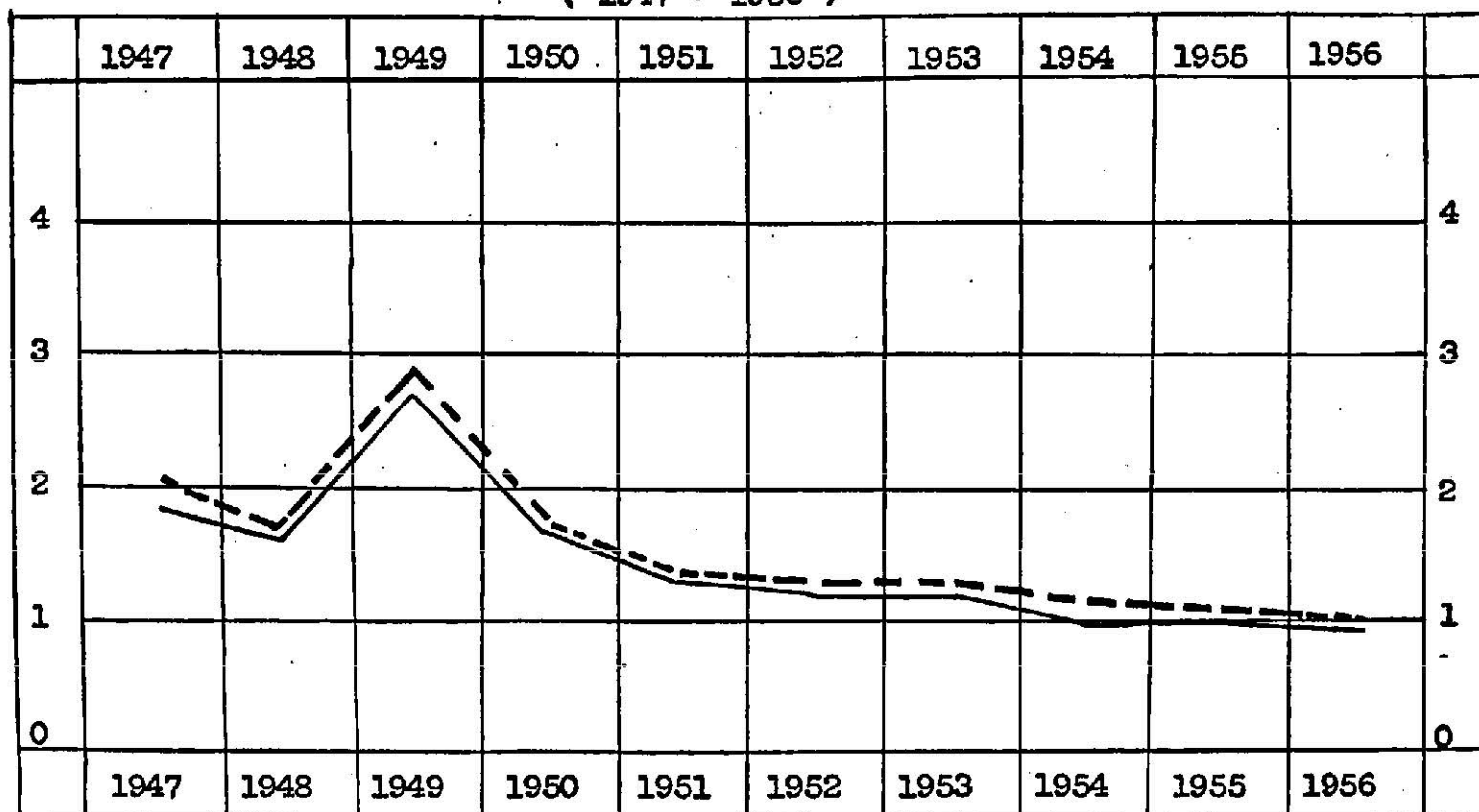


DIAGRAM E
RATE OF MATERNAL DEATHS PER 1000 OF BIRTHS
(BOMBAY CITY)

Rate on
 Live Births } ---
 Rate on Births
 (including still-births) } ———

(1947 - 1956)



Maternal Deaths:	106	91	171	106	89	88	82	67	67	67
Births:	50833	54629	58081	60597	65679	66125	62726	63072	66575	64835
Rate:	1.9	1.6	2.7	1.7	1.3	1.2	1.2	1.0	1.0	0.99
Rate:	2.1	1.7	2.9	1.7	1.3	1.3	1.3	1.1	1.0	1.0

(6) **Training in venereal diseases to medical men.**—Medical persons desirous of learning the methods of diagnosis, etc., of venereal diseases were given the necessary training at this clinic.

966 samples of blood were sent from municipal ante-natal and post natal clinics (648 ante-natal and 318 post-natal) for investigation for Syphilis. Out of these, 88 (56 A. N. C. and 32 P. N. C.) were found to be positive for Kahn or Wassermann tests. Out of these 88, 60 attended the clinic for treatment during the year.

Summary of cases.—18,354 venereal (15,879 male and 2,475 female) and 2,043 non-venereal were treated *vide* tables 43 to 46.

(l) **Leprosy.**—The Acworth Leprosy Home has been doing commendable work for over 50 years in this important branch of the control of communicable diseases. In addition to providing a Home for the isolation of patients either voluntarily admitted or committed by the Police, under the Bombay Leprosy Act, the institution conducted a well-equipped outpatient clinic.

The Corporation bears the entire cost of the out-patients clinic attached to the Acworth Leprosy Home and also the following additional cost:—

- (1) 48 beds for the voluntary patients.
- (2) 75 beds for the resident patients (domiciled in Bombay).
- (3) Domiciliary services.
- (4) Rs. 10,000 every year for rendering sulphone treatment.
- (5) One-third of the recurring expenditure and the entire capital expenditure on account of the Greater Bombay Leprosy Control Scheme Activities.

The average daily attendance of patients during 1956 was 248.4 and the total number of new cases treated at the clinic was 2,689.

The Home had an accommodation of 396 beds (284 for males and 112 for females) for the isolation of leprosy patients.

Seven Health Visitors, one appointed by the Home and 6 by the Municipality (including 1 for the suburbs) are doing the important work of detecting cases of the disease among the contacts of patients. The medical assistants in charge of the municipal free dispensaries have also been specially trained for detection of early cases of leprosy. The Superintendent of Acworth Leprosy Home visited these dispensaries in turn to assist in arriving at accurate diagnosis as well as rendering outpatient treatment to positive cases.

The leprosy control problem in Greater Bombay has now been dealt with under the Greater Bombay Leprosy Control Scheme. Five clinics were opened from 1st November 1955, four in the city and one in the suburbs, for the diagnosis and treatment of leprosy. 2 doctors, 5 health visitors, 3 ward-boys and an experienced clerk were appointed under the scheme.

The details of the field work of these seven health visitors and other leprosy work done is given in tables 47 and 48.

(m) **Malaria.**—Malaria was registered as the cause of 3 deaths and ague and remittent fever of 4 deaths. The annual average deaths due to these diseases during the last decennium were 62 and 285 respectively *vide* tables 16 and 37. Inspection of houses for detection of mosquito breeding places and destruction of their larvae was promptly carried out and action was taken against the house owners to keep the premises in a condition unfavourable for mosquito breeding.

Details of quantities and cost of insecticides used are given in table 49.

Tables 50 and 51 show the total number of wells, cisterns, etc. found breeding *Anopheles* mosquitoes.

No children were examined at their homes as malaria was not a problem in the city.

Table 52 shows the number of pupils examined and number found with enlarged spleen by the School Medical Inspection staff.

Out of 340 blood smears taken at the municipal dispensaries, 4 were positive for malaria parasites.

Two clinical cases of malaria were treated at the municipal dispensaries as against 4 in the previous year (*vide* table 53).

Wells.—Two hermetically cement concrete covered wells (E-1, G-1) and 4 retained wells (G-4) were filled in and 4 retained wells (C-1, D-1, G-2) were rendered hermetically concrete covered.

The total number of wells in the city on 1st January 1956 was 2,125; out of these, 1,660 were hermetically cement concrete covered and 465 open or partially open. Out of these, 411 were retained, 38 Jack wells and 16 were under action (*vide* table 54).

All the retained wells except a few were stocked with *Gambusia* fish and replenished every six months or oftener when found necessary.

Cisterns.—The total number of cisterns in the city was 77,191.

Mill tanks.—85 mills contain 86 mill tanks. They were all regularly examined for mosquito breeding and action taken whenever necessary. A good number of mills participated in the scheme of insecticide services.

Storm water entrances.—See table 55.

Admission in institutions.—9,301 malaria fever cases were admitted and treated in different medical institutions in the city.

Breeding in mill tanks.—80 instances of mosquito breeding in mill tanks were detected during the year. Prompt action was taken to destroy the same.

Overhead cisterns on mills and other premises.—All the 209 overhead cisterns in mill premises and overhead tanks on premises other than mills were maintained in mosquito proof condition during the year.

Precautions against yellow fever.—Campaign against *Aedes Aegypti* mosquito, the vector of yellow fever, was continued throughout the year. The stegomyia index had not shown anything more than 2 per cent. which was considered safe.

At the request of the Executive Health Officer, stegomyia survey of air and seaports of Bombay was carried out by a team from the Malaria Institute of India, Delhi, during August 1956. Their observations so far as the seaport of Bombay is concerned, are briefly given below.

In the seaport area of about 7.58 sq. miles, 433 habitations were checked, 9 of which were found with *Aedes (Stegomyia) Aegypti* larvae and 8 with its adults. No other species of stegomyia was found in this area. Out of 10 ships, 9 steam launches and 42 country-crafts (boats) checked, only 4 boats were found with *Aedes (Stegomyia) Aegypti* adults only. There are a number of islands near the Bombay seaport, only one of which, viz., the Butcher Island was examined. *Aedes (Stegomyia) Aegypti Aedes (S) Albopictus* and *Aedes (S) Vittatus* was detected in the vicinity of 4 houses.

The anti-malaria drugs such as paludrine, quinine and mepacrine (tablets) were made freely available to the public through the municipal dispensaries especially District No. 8.

Monsoon action and mosquito nuisance.—Notices were issued against the owners to keep their compounds free from mosquito breeding.

Insecticide services.—Fly nuisance was further reduced as a result of regular anti-fly measures by the Insecticide Branch Squads.

Private treatment on payment of fees.—This work was extended and the insecticide squads operated in all the wards of the city making the scheme popular. A sum of Rs. 63,000 was received for rendering these services. Details of fogging service rendered with the Tifa Unit are given in table 56.

The Malaria Advisory Committee held two meetings during the year and in future it shall also deal with Filariasis problems.

Disinfection and disinfestation.—The details of the work done and the quantity and cost of disinfectants and the disinfestants are given in tables 57 and 58.

(5) HYGIENE

(i) Maternity and child welfare services—

1. Maternity and child welfare services were continued in all their aspects through the clinics conducted at the five municipal maternity homes, ten subsidiary clinics and one maternity unit at Dharavi.

2. The services offered were (i) Institutional care and (ii) Domiciliary care. Institutional care include the activities such as ante-natal, post-natal, infant and pre-school children, follow up work, education and propaganda of these services through posters, leaflets, group talks, film-shows etc. Domiciliary care included imparting health, education and carrying out propaganda amongst the womenfolk. Domiciliary visits were paid by the health visitors daily. The lady M.O.s i/c. maternity homes accompanied these health visitors, for guiding them in these services.

3. The work of construction of a maternity home at Naigaum, was in progress. The sites for new maternity homes at Colaba, Hornby Vellard and Mahim were selected.

4. Aid to poor women delivered at their homes was given in the form of substantial food stuff such as jaggery, rawa, ghee, milk, etc.

5. Milk was also given to the poor and needy expectant and nursing mothers, three months before and three months after the delivery at the five maternity homes.

6. B. C. G. vaccination was done on the new born babies with the consent of their parents at all the five maternity homes.

7. Anti-diphtheria immunisation work with P. T. A. P. was carried out at all the five maternity homes.

8. Well Baby Clinics were conducted each at four maternity homes. Infants and pre-school children were given emulsion consisting of cod-liver oil, ferri-et-ammonia-citras and calcium lactate, and nourishing food such as milk, banana pulp, sago, kanji, etc. Ultra-violet rays were also given to the needy children only at Bellasis Road.

9. Arrangement for carrying out the post-mortem examination has been continued at the Nair Hospital in case of certain deaths occurring in the municipal maternity homes in order to find out the exact cause of death. Post-mortem examination is done with the consent of the relatives.

DIAGRAM F

CLIMATIC CONDITIONS IN BOMBAY CITY IN 1956

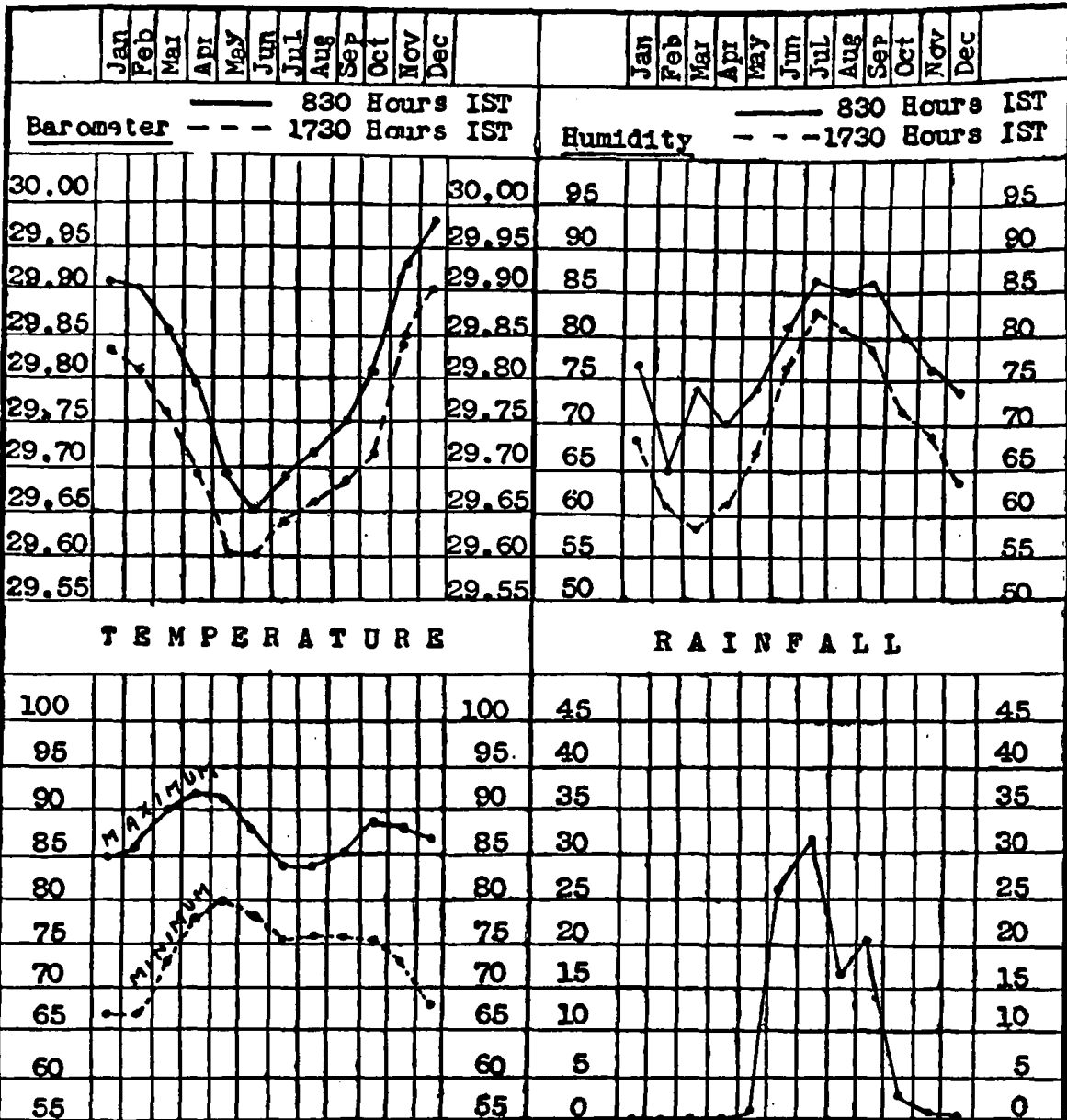
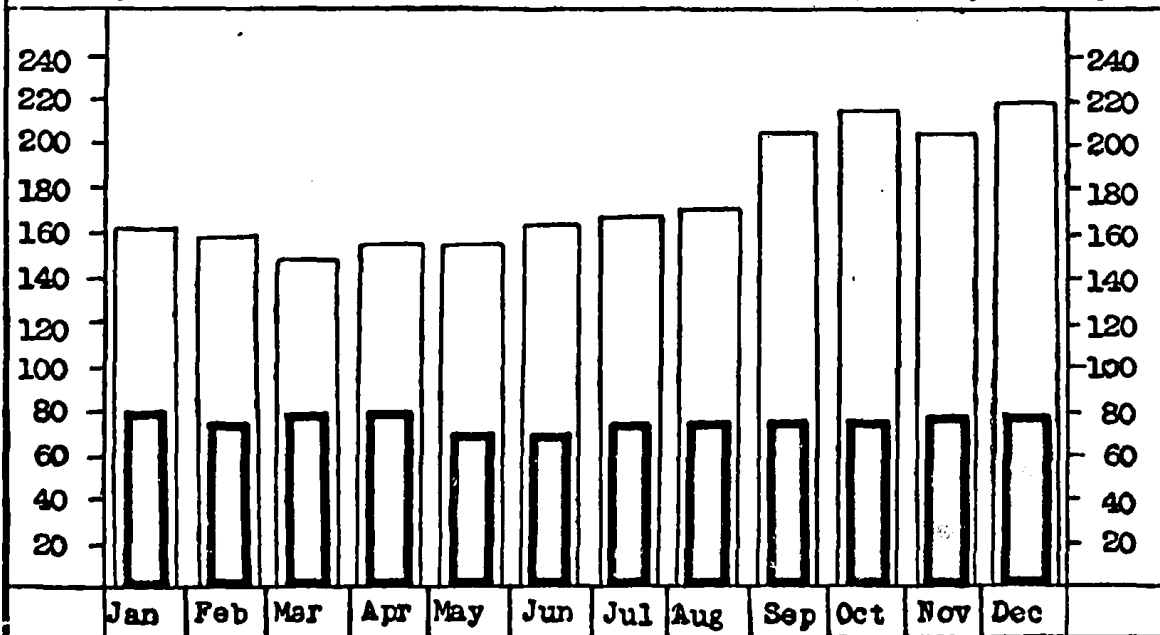


DIAGRAM F I

DAILY MEAN BIRTHS & DEATHS (BOMBAY CITY)


Live Births (Daily Average) (1956)

 Total Mortality (Daily Average)





Well Baby Clinic



B. C. G. Vaccination to new born babies at the Municipal Maternity Home

(ii) Family planning—

1. Advice in spacing of births was given confidentially by the trained lady doctors to the needy married women at the eighteen family planning clinics in the city.
2. The health visitors assigned to this work paid domiciliary visits to mothers for carrying on follow up work and propoganda amongst the women.
3. Film shows on family planning were shown to the mothers confined at the municipal maternity homes.

Statistics of the work done by this branch is given in table 59.

(iii) School health work—

An additional staff of 4 temporary Assistant Medical Officers (Schools) were appointed from 15th November 1956 with a view to examine all children attending I and III standards in the municipal schools.

Medical inspection of school children.—The total number of pupils in I to IV standards and V to VII standards was 1,43,833 and 46,272 respectively.

As a routine measure, 14,401 pupils of standard I and 11,960 of standard III were examined. 9,076 pupils of standard II and 6,808 of standard IV who were not examined during the previous year and 64 pupils presented by parents and teachers as special cases were also examined. The honorary physicians examined 76 children of I standard, 22 of II standard and 65 of III standard.


196 schools and classes out of 403 were visited and 42,309 children (22,722 boys and 19,587 girls) were examined of whom 35,186 were found defective. The total number of defects noted amongst them was 75,317. In addition to this, the two honorary physicians visited 1 school and examined 163 children (90 boys and 73 girls) of whom 140 were found defective. The total number of defects noted amongst them was 367.

However, parents of 23,230 pupils only consented for clinic treatment at the K. E. M. Hospital, Dental College at Nair Hospital and municipal dispensaries while the parents of the remaining pupils either did not agree for such a treatment or did not reply to the written request made in this respect.

The Medical Officers interviewed 619 pupils' parents in schools and explained to them the necessity of their children undergoing treatment at the clinic, dental college and dispensaries.

Percentage of common defects to the total number of defects, i.e. 75,684.

1955	1956
(Total : 74,800.)	(Total : 75,684.)



Correction of defects.—Minor ailments among the children were treated at the nearest municipal dispensaries. The cases with major ailments were treated at the school clinic at the K. E. M. Hospital which was quite inadequate to treat more than 2,000 fresh children annually. Only 889 new and 5,309 old cases requiring immediate attention were examined and treated at the clinic and of these 582 were shown to the honoraries of the outpatient department of the hospital for expert opinion. The expanded school clinic has been put into operation from 3rd January 1957.

57 children with errors of refraction were supplied with spectacles free of charge. 403 schools were supplied with emergency outfit and 58 children suspected to be suffering from leprosy were directed to the Acworth Leprosy Home for examination. Of these, 14, which turned out positive, were disallowed from attending the schools. The Education Officer was requested to take suitable action in 13 cases who did not present themselves for the examination at the Acworth Leprosy Home. 26 cases were declared negative and 5 cases were kept under observation. 401 children took treatment at the municipal dispensaries, being escorted by the school health nurses to the dispensaries. 59 cases of enlarged spleen detected by the Medical officers were taken to the various municipal dispensaries by school health nurses for blood smears. 622 children suffering from scabies, ringworm and boils were treated in the schools by the School Medical Officers.

In case of 58 schools, reports regarding sanitary defects at the schools were sent to the Sanitary Branch for taking necessary action.

133 operations were performed at the school clinic for the removal of tonsil and other maladies.

2 cases of rat bite and one of dog bite were treated at the school clinic. 83 pupils suspected to be suffering from T. B. were got screened at the Princess Street T. B. Clinic. X-ray plates of 21 of them were taken at the Bombay State Anti-T.B. Association Organised Home treatment clinic at Sewri. Of the screened cases 81 were found with lung fields clear and two positive. The latter were admitted to the Group of T. B. Hospitals, Sewri with their parents' consent.

412 (new and old) children with dental defects were treated at the Nair Hospital Dental clinic.

30 children who had no marks of primary vaccination were got vaccinated. In addition to this 5,301 municipal school children were revaccinated against smallpox.

Active immunisation of children upto 10 years of age against diphtheria was conducted in municipal schools. 44,205 municipal school children were given first dose of P.T.A.P. and 47,852 children were given II dose.

Health education and follow up work.—198 and 802 health talks on subjects of personal hygiene were given to the children in the schools by the Schools Medical Officers and school health nurses respectively in order to inculcate healthy habits among them.

The school health nurses visited 2,442 ailing children and revisited 606 of them at their homes and gave necessary instructions to their parents, as regards their care and diet.


Milk and snack scheme for undernourished children attending municipal schools.—Each certified undernourished child was catered with 8 oz. of toned pasteurised milk in a sealed bottle along with snack on every school working day. Due to inadequate supply of milk during the first quarter of the year only 36,870 certified undernourished children were catered with milk and snack, and the additional certified undernourished children ranging from 5,190 to 6,600 were catered with snacks only. Soon after the annual examinations in the month of April the attendance in the schools is always poor. The supply of milk and snack was therefore discontinued from April 1956. The schools then closed for summer vacation from 1st May 1956 to 11th June 1956. The scheme, however, could not be started earlier than 3rd September 1956 on account of the non-supply of toned milk due to seasonal drop in the milk produce. Only 37,050 certified undernourished children were catered with milk and snack in the months of September, October, November and 37,650 in December 1956 on every school working day. 7,650 additional certified undernourished children were given only snacks and not milk in the month of December 1956. There were about 311 milk distributing centres all located in municipal schools and nearly 500 municipal school teachers were entrusted with the work of milk distribution. Snacks in the form of chikki and fruits were given to the children. Two days, Mondays and Thursdays, in a week have been fixed for distribution of fruits. Chikki is given on the remaining days of the week.

Under the Sunday Milk Scheme about 1,56,240 children under 12 years of age irrespective of whether schooling or not were catered with 8 ozs. of toned pasteurised milk each at 63 centres located in different parts in Greater Bombay.


The child welfare centre of the J. J. Group of Hospitals (which is a part of the W. H. O. Nursing Education project) assisted the Municipal School Health Branch with the health programme in the two municipal schools in the hospital compound. 29 children of these schools who were found defective by the municipal staff were referred to the various departments of the J. J. Hospital for diagnosis and treatment, by this centre.

In order to study and assess the improvement in the health of the municipal school children as a result of the municipal milk and snack scheme, a rapid nutrition survey was conducted by the staff of the Nutrition Department of the Government of Bombay in 5 selected schools in co-operation with the staff of this branch. From each of these schools about 300 boys and 300 girls were taken up for the survey. 100 children from each of the schools were selected for experiment and 100 were kept under control. The result of the survey is awaited.

Recreational activities, Annual Sports, Mass Drill displays and scout rallies were organised by the Education Department for municipal school children in different parts of Greater Bombay where the School Medical Officers of this branch were directed with necessary equipment for rendering medical aid to the injured participants.



Supply of snacks and milk to undernourished school children





Inspection of snacks and milk supply to undernourished school children

ANNUAL ADMISSIONS

(CITY FEVER HOSPITAL, ARTHUR ROAD)

SMALL POX, ENTERIC, DIPHTHERIA, C.S. FEVER, MEASLES, CHOLERA, & PLAGUE 1906-1956



(7) MEDICAL RELIEF

Municipal free dispensaries.—The number of new cases treated at the 27 dispensaries and one mobile dispensary was 3,85,554 (2,10,624 males and 1,74,930 females) as against 3,50,918 in 1955. The total attendance was 19,58,581 as against 17,05,574 in 1955 including visits by the dispensary medical officers to patients at their homes (table 60).

Clinics for women and children were conducted by three part-time lady doctors at 6 municipal dispensaries for 2 hours thrice a week. The number of new cases treated was 7,490 (5,889 women and 1,601 children) as against 6,885 in 1955. The total attendance was 85,868. These figures include visits by the lady doctors to patients at their homes.

The eye dispensary and hospital at Kamathipura were attended by two honorary medical surgeons by turns. The outpatient department remained open every day from 7 to 10-30 A.M. except on Sundays and holidays. The hospital had an accommodation of 6 beds for males and 6 for females with a modest operation theatre and a full-time resident nurse.

The total number of new cases treated at this institution was 11,675 as against 12,542 in 1955. The total attendance was 86,956 as against 87,876 in 1955. The number of indoor patients amongst the new cases and amongst the total attendance were 209 and 3,200 respectively (table 61).

Poor box charity collections.—Details are given in table 62 regarding the account of the income, expenditure, etc., out of the money received in the boxes kept at various medical institutions.

(8) HEALTH PROPAGANDA AND EDUCATION

The health propaganda and education is being carried out through the department of the Public Relations Officer and the activities in this connection are given in detail in the report of the Public Relations Department.

(9) STANDARDS BRANCH

As a result of the recommendations made by Messrs. Ibcos Ltd., a potential reduction of 658 persons from the reference period staff of 1,467 persons had been indicated.

Implementation of the recommendations resulted in a reduction of 373 persons from the basic staff by the end of December 1956. No persons were reduced during the year under review. The resultant cumulative net savings amounted to Rs. 19,22,667, the monthly rate of savings during December 1956 being Rs. 34,060 (*vide* table 63).

Out of the total budgetted amount of expenditure of Rs. 9,60,21,754 of the Corporation for the year 1956 the amount allotted for the public health and medical relief work under Public Health Department was Rs. 56,83,889 (excluding debt charges) *i.e.*, 5 per cent. of the total budgetted amount.

4. (A) CITY FEVER HOSPITAL, ARTHUR ROAD

1. **Admissions.**—During the year 14,431 patients suffering from various acute infectious and communicable diseases except tuberculosis and leprosy were admitted in the hospital as against 12,316 during the previous year (*vide* tables 64 to 66). Out of these 14,431 patients, 2,492 were of enteric fever and 3,418 of diphtheria. The daily average number of patients was 462. The annual admission figure *viz.*, 14,431 was the highest so far recorded; however, the case fatality rate in the total admissions was 3.7 per cent. only, the lowest so far recorded. On account of heavy admissions of cases of major infectious diseases such as diphtheria, enteric fever, etc., admissions of cases of chickenpox, mumps, etc., had to be restricted.

2. **Hospital accommodation.**—(*Vide* table 67).

3. **Smallpox.**—In a total of 227 cases admitted in this hospital, 52 died giving a case fatality rate of 22.9 per cent. Excluding 14 deaths which occurred within 48 hours of admission of cases, in a moribund condition, the case fatality rate was 16.7 per cent. only. April, May and June were the peak months for admissions, the lean months being August onwards.

The clinical classification of cases of small pox admitted and mortality rate in them are given in table 70. They are classified by ages and vaccinal conditions in table 71.

Periston (plasma substitute) was administered to patients in confluent, semi-confluent and haemorrhagic variety. It seemed to act favourably in confluent and semi-confluent varieties as regards reduction of toxæmia.

The smallpox admissions from 1943 are summarised in table 72.

4. **Diphtheria.**—The total number of cases admitted during the year 1956 was 3,418. Out of these, 128 proved fatal. The mortality rate was 3.8 per cent. the lowest so far recorded.

Excluding the 86 moribund cases that died within 48 hours of admissions the case fatality rate was 1.2 per cent. only. The operation of the tracheotomy was required to be performed at this hospital in 77 cases of diphtheria with laryngeal obstruction, 25 of whom succumbed to the disease, 2 cases were transferred to this hospital from other institutions after tracheotomy operation of whom 1 died. The diphtheria admissions from 1943 onwards are summarised in table 73. Cases were admitted from all parts of the city predominantly from Byculla, Mazagaon, Dongri, Bhendi Bazar, Dadar, and Girgaum localities (*vide* table 74). The incidence by age is shown in table 75.

Erythromycin (illotycin) was administered in 197 cases with severe toxæmia and Bull's neck out of which 23 died. This antibiotic drug helped to reduce the fatality rate of the disease.

The highest incidence of the disease was in the age-group of 2-5 years. The youngest patient admitted was a male child aged 9 days and the oldest a female aged 70 years. The former died and the latter was discharged cured.

The diphtheria admissions are classified in table 76.

A centre was started at this hospital in June 1955 for the active immunization with P.T.A.P. of the contacts of diphtheria cases. By the end of the year as many as 10,951 persons took advantage of the centre.

5. **Enteric fever.**—The admissions during the year numbered 2,492 as against 2,191 during the previous year.

July, August, September and October were the peak months for admissions.

History of T.A.B. inoculation was available in 10 cases only. The onset of the disease in 3 cases occurred after 15 days of protective inoculation. Meningeal symptoms developed in 97 cases and 94 had a relapse. Signs of intestinal perforation was detected in 12 cases (0.04 per cent.) which were transferred to K.E.M. Hospital and Nair Hospital for surgical treatment.

Further particulars about complications of the disease are given in table 77.

158 cases proved fatal, giving a case fatality rate of 6.3 per cent. Excluding 61 deaths, which occurred among cases admitted in a moribund condition and within 48 hours of their admission, the case fatality rate was 3.9 per cent. only. Considerable reduction in the mortality rate could be attributed to early and on a large scale administration of the antibiotic drug, *viz.* 'Chloramphenicol.'

Special treatment.—(1) High caloric diet was given to all cases (except when it was contraindicated due to abdominal complications such as distension, diarrhoea, haemorrhage, perforation, etc.) The satisfactory response to this diet therapy was shown in all cases by way of improvement in the general condition within 24 to 48 hours, reduction in the complications and also by shortening the convalescence.

(2) Protein-hydrolysate-transfusion was given in 105 cases of whom 24 died. It was administered in 54 cases associated with toxæmia, in 25 cases with toxæmia and diarrhoea and in 26 cases with diarrhoea as a complication of the disease. It was found to be beneficial as regards reduction in toxæmia and quick control of diarrhoea.

(3) A plasma substitute 'Plasmex' or 'Dextran' was given in 343 cases, 203 of them with toxæmia and 93 with toxæmia and diarrhoea. Of these, 287 cases were cured. It was also administered in 47 cases having haemorrhage per rectum as a complication and 33 cases recovered.

(4) Whole blood transfusion was given in 106 cases. Out of these cases, 23 had anaemia and 17 had toxæmia, of whom 9 recovered. The remaining 67 cases had intestinal haemorrhage of whom 4 died. Blood transfusion was thus found to be beneficial in enteric fever with complications such as toxæmia, haemorrhage per rectum and anaemia.

(5) Of the 1,636 cases treated with 'Chloramphenicol', 92 died. Chloramphenicol was administered in 12 hourly doses (3 capsules twice a day to the adults). In a majority of the cases, the drug was administered in the early stage of the disease, which resulted in reduction in the mortality rate. Inj. Chloramphenicol was administered in 140 cases which were in a very toxic and delirious condition and unable to take the drug orally. It was administered 1 Gm. B.D. (to the adults) till reduction in toxæmia and improvement in general condition was achieved. Out of these 140 cases, 38 died, 20 being within 48 hours of admission.

Incidence of enteric fever and case fatality rate from 1943 to 1956 are shown in table 78. The incidence of enteric fever was predominantly high in Byculla-Mazgaon, Parel-Sewri, Girgaum and Matunga-Mahim-Sion localities (table 74).

Incidence of age-group is shown in table 79. The highest incidence of this disease was found in the age-group of 11-30 years. The youngest patient admitted was a female child of 10 months who died and the oldest a male of 95 years who was discharged cured.

6. **Typhus fever.**—9 cases were admitted with history of continuous fever associated with headache and extreme weakness. Diagnosis was confirmed by repeated examination of blood for Weil-Felix reaction, which showed a rising titre during the course of the disease. All the cases were discharged cured.

7. **Anterior poliomyelitis.**—64 cases of poliomyelitis were admitted. 5 cases proved fatal. 59 cases were of spinal variety, 2 of bulbar variety and 3 were of spino-bulbar variety.

8. **Other diseases.**—Of the 369 cases of measles, 345 of mumps and 1,047 of chickenpox admitted, 18 of measles, and 4 of chickenpox proved fatal. Majority of the cases were from Children's Home, Convents, etc. The deaths were generally due to the complication of bronchopneumonia. Of the 22 fatal cases, 11 were admitted in a moribund condition and died within 48 hours of admission. Only one case of erysipelas, female of 26 years age, was admitted during the year and was discharged cured. 258 cases of infective hepatitis were admitted out of which 2 proved fatal. One of the latter cases was admitted in a moribund condition and died within 48 hours of admission. There was no case of plague, cerebrospinal fever or cholera admitted.

9. **Clinical Laboratory.**—The number of investigations carried out in the laboratory during the year and the injectable solutions prepared are shown in table 80.

10. **Visitors.**—The distinguished persons who visited the hospital during the year included (1) William W. Frye, Ph. D., M.D., Dean and Professor of Tropical Medicine, Louisiana State University (2) Prof. Dr. A. Herrlich, Director of the Institute for Infectious Diseases and Tropical Medicine in the University of Munich, Germany accompanied by Mrs. A. Herrlich and Dr. Franz Weiss (3) Yash Pal Bedi, Dean of Hygiene and Vaccine Institute Punjab, Amritsar (4) Helené Moose, M.A., M.P.H., N.Y.C., (5) Dr. K. Sivane, Senior Port Health Officer, Singapore (6) Dr. Ba Nyuw, Port Health Officer, Rangoon.

11. The Works Committee established as per the Adjudicator's Award held one meeting. The Peshi Committee constituted to investigate into the complaints against the menial staff and to award suitable punishments after thorough enquiries was also continued.

The Welfare Centre for the labour staff carried out its activities satisfactorily.

12. **Teaching.**—Instructions in infectious diseases were given to 484 M.B.E.S., D.A.S.F. and post-graduate students preparing for the examination of Diploma in Child Health or Public Health. Student Nurse Nurses, Health Visitors, etc., from the different institutions also received instructions in nursing management of infectious diseases and working of the Infectious Diseases Hospital. The Assistant Medical Officer of this hospital delivered lectures on Infectious Diseases and Tropical Medicine to the Student Nurses of J. J. Hospital.

Students and members of the staff took advantage of the Medical Library and the recreation activities provided at this hospital.

13. **Blood transfusion.**—Instead of supplying donors, sealed bottles containing blood of different groups, were supplied by the Bombay City Red Cross Transfusion Service, which were stored in the laboratory at this hospital so that the blood was available for transfusion at any time.

14. **Nurses Welfare Fund.**—Total amount received during the year was Rs. 26 as donations and Rs. 42 as subscription from the members of the nursing staff and the balance to the credit of the Fund at the end of the year was Rs. 1,653-9-0.

15. **Hospital Day.**—The Hospital Day was celebrated on 24th March 1956 under the presidentship of Smt. Sulochana M. Mody, M.A., the Mayor of Bombay.

16. **Expenditure.**—The total expenditure during the year was Rs. 13,47,829 as against Rs. 12,36,436 during the previous year. The average weekly and daily cost per patient is given in tables 68 and 69.

(6) MUNICIPAL LABORATORY

The total number of samples examined during the year was 28,792 as against 34,369 in the previous year, the decrease in the figure being due to the suspension of sampling of food-stuffs under the Prevention of Food Adulteration Act, 1954, till certain formalities as prescribed in the Act had been completed. (Vide tables 81 and 82).

An important change in the programme of water sampling was brought about in the year under report. Thus, while samples were being collected only once every fortnight and from only 10 points in the distribution system, a larger number of samples were collected since March 1956 so much so that one sample was collected for bacteriological examination from each ward daily excepting Sundays, the sampling point being shifted from day to day during the six days in the week. The city and suburbs, thus, have 12 wards and every week, 72 points were sampled and examined by the laboratory for bacteriological quality.

In addition to this, once every fortnight, water samples were also collected from the sampling points in the 12 wards and the lakes for chemical examination.

The work of examination of samples of milk from the Government Milk Distribution Centres all over Greater Bombay was continued. Of 1,399 milk samples examined, 472 were of Toned Milk, 4 of which were found to be below the prescribed standards.

The extent of adulteration in various food-stuffs examined in the laboratory was as shown below (vide table 83):—

Milk	54.1	per cent.
Ghee	41.2	"
Butter	65.1	"
Tea	18.1	"
Coffee	58.3	"
Turmeric	51.5	"
Curds	5.8	"
Chilli powder	57.1	"
Oils	18.9	"
Prepared tea	3.0	"

The laboratory continued to be of assistance to other departments of the Corporation as shown below:—

	No. of samples examined.
Stores Department	164
Water Works Department	1,660
Licensing Department	322
Special Engineer's Department	25

The Municipal Analyst attended different Courts on 38 occasions for giving evidence in cases under the Prevention of Food Adulteration Act.

Chemical.—(i) Samples of food-stuffs examined chemically were 14,443 and of other than food-stuffs 628 (vide table 81).

(ii) Of the 623 samples of water examined, 62 well water samples and 24 water samples collected from other sources were found to be unfit for potable purposes.

(iii) Out of 1,117 samples of urine examined, 193 samples were received from private individuals and 924 from municipal institutions.

(iv) 658 samples of miscellaneous nature such as soap, chemicals, etc., were received. (Vide table 81).

Bacteriological and clinical.—11,323 samples were examined bacteriologically. (Vide table 82).

(i) Of the 4,796 samples of water examined, 28 well water samples and 966 water samples collected from other sources were found to be unsatisfactory for potable purposes. (*Vide* tables 84 and 85).

436 samples of water from the Bombay Port Trust area were examined and all were declared fit for potable purposes.

(ii) 12 samples of disinfectants were examined to determine the Rideal Walker coefficient.

(iii) Samples examined for diagnostic purposes were 5,824 including 1,471 blood smears for the detection of malarial parasites. (*Vide* table 82).

(iv) 255 samples of a miscellaneous nature were examined. (*Vide* table 82).

Investigations. The area of the city over which water was being distributed during the period under report was 93,999 square miles with a population of about 28,40,000. The quantity of water thus distributed was about 150 million gallons per day, the supply itself being not continuous. The problem of treatment of the water therefore, assumed special importance and it was thought advisable to institute investigations on the best form of treatment of the water so as to render it safe and fit for potable purposes at all points of the distribution system.

Preliminary investigations indicated that chloramine treatment is not the best form of sterilising the water unless sufficient contact period could be given before distributing the water and even if it was possible to give a sufficiently long contact period, the water will not be safe for potable purposes if it gets polluted at a later stage and the chlorine remains only in the chloramine form since it will require a further period of long contact before chloramine chlorine can act.

It was also observed that the chlorination plant at Powai was not working satisfactorily, the dosage not keeping pace with the draw-off, so that the dosage was not steady. Further investigations had therefore to be stopped till the new chlorination plant with this device has been installed at Powai.

4. (B) VACCINATION

Smallpox was sporadic during the whole year and caused 198 attacks and 53 deaths. The highest number of attacks was recorded in May 1956.

A total number of 2,87,172 persons were vaccinated, of which 69,204 were primary and the remaining 2,17,968 were revaccinations. Out of the children primarily vaccinated during the year, 55,058 were born in the city as against 53,414 in the previous year. The total number of births registered during the period from July 1955 to June 1956 was 65,899 which means that 16.45 per cent. of the city born children were not vaccinated during the period. 14,146 children born outside the city were vaccinated in the city. (*Vide* table 86).

38 permanent vaccination stations were conducted in the city 3 of which worked daily. The remaining stations worked 2½ hours once a week by rotation. On an average nine stations worked every day. Mass vaccinations at the Ferry Wharf were conducted from January to May and October to December 1956. Mass vaccinations were arranged with the help of the propaganda van in the evening between 5-0 P.M. to 7-0 P.M. In such cases, on account of the Minimum Wages Act the staff concerned was called for duty in the morning from 9-0 A.M. to 12-00 NOON and in the afternoon from 4-0 P.M. to 7-0 P.M.

Results of the vaccination done were checked by S. V. and H. V. Checking of the results by the vaccinators at residences of children was discontinued as in the previous year. The results of the vaccinations done were verified by inspection of the children brought to the station on the 8th day of the vaccination operation (*vide* table 87).

Certificates for postponement of vaccinations were issued in cases of 90 children on the ground of ill health.

Prosecutions.—No prosecutions were launched either for failure to have infants vaccinated or for failure to present the vaccinated infants for inspection seven days after vaccination.

Two cases of generalized vaccinia were observed and sent to the K. E. M. Hospital for treatment.

Vaccine lymph was hitherto received by post parcel from Belgaum. During that process the lymph was out of refrigerator for nearly three days or even more. The lymph is now being brought by air mail, which has reduced the period to 12 hours at the maximum.

During the year 468 medical students, 38 private students from the city and moffusil attended different public vaccination stations for practical instructions in vaccination. Besides these, 23 health visitors of the Bombay Presidency Infant Welfare Society were given instructions and training in vaccination at the request of the Secretary of the Society.

13,224 pilgrims proceeded to Haj during the year. Of these, 3,503 were vaccinated at the office of the Haj Committee by the staff of vaccination branch and were given certificates in the international form.

Income and cost per vaccination is shown in table 88.

TABLE I
POPULATION

Ward	Section.	POPULATION.					
		By the Census, 1951.			By the Census [94].		
		Males.	Females.	Total.	Males.	Females.	Total.
A	Upper Colaba ...	9,008	4,720	13,728	7,210	1,091	8,301
	Middle and Lower Colaba ...	24,577	14,583	39,160	21,513	12,007	33,520
	Fort, South ...	11,908	4,932	16,840	9,656	3,738	13,394
	Fort, North ...	24,797	11,831	36,628	18,367	10,189	28,556
	Esplanade ...	27,545	14,241	41,786	11,938	6,530	18,468
		97,835	50,307	1,48,142	68,684	33,555	1,02,239
B	Mandvi ...	23,923	12,484	36,407	25,411	13,503	38,914
	Chakla ...	18,373	11,054	29,427	13,986	8,068	22,054
	Umerkhadi ...	49,443	31,029	80,472	32,567	19,715	52,282
	Dongri ...	19,381	13,165	32,546	12,680	9,082	21,762
		1,11,120	67,732	1,78,852	84,644	50,368	1,35,012
C	Khara Talao ...	19,755	12,405	32,160	22,998	14,071	37,069
	Kumbharwada ...	29,244	15,455	44,699	18,957	10,898	29,855
	Bhuleshwar ...	37,542	21,479	59,021	19,033	8,634	27,667
	Market ...	37,662	17,346	55,008	22,923	11,461	34,384
	Dhobi Talao ...	44,134	25,563	69,697	29,147	17,843	46,990
	Fanaswadi ...	35,292	21,693	56,985	21,575	14,362	35,937
		2,03,629	1,13,941	3,17,570	1,34,633	77,269	2,11,902
D	Khetwadi ...	42,367	27,704	70,071	31,229	21,455	52,684
E	Tardeo ...	31,982	19,456	51,438	21,216	13,996	35,212
D	Girgaum ...	42,448	27,445	69,893	32,485	21,470	53,955
	Chowpati ...	20,738	12,932	33,670	13,670	9,082	22,752
	Walkeshwar ...	23,720	15,637	39,357	15,354	9,797	25,151
	Mahalakshmi ...	37,649	23,545	61,194	32,254	22,368	54,622
		1,66,922	1,07,263	2,74,185	1,24,992	84,172	2,09,164
E	Mazagaon ...	36,497	17,826	54,323	28,575	15,762	44,337
	Tarwadi ...	38,996	20,029	59,025	24,210	14,659	38,869
	1st Nagpada ...	12,336	8,306	20,642	6,350	4,740	11,090
	2nd Nagpada ...	24,675	14,713	39,388	19,635	11,055	30,690
	Kamathipura ...	35,401	21,969	57,370	26,346	16,063	42,409
	Byculla ...	96,970	48,924	1,45,894	62,908	33,570	96,478
		2,76,857	1,51,223	4,28,080	1,89,240	1,09,845	2,99,085
F	Parel ...	71,981	39,296	1,11,277	43,836	27,590	71,426
	Sewri ...	42,585	20,502	63,087	20,625	11,239	31,864
	Naigaum ...	66,224	39,837	1,06,061	32,448	19,717	52,165
	Matunga ...	31,390	21,839	53,229	25,562	18,195	43,757
	Sion ...	44,857	32,342	77,199	13,169	8,871	22,040
		2,57,037	1,53,816	4,10,853	1,35,640	85,612	2,21,252
G	Dadar ...	85,270	55,096	1,40,366	30,727	19,885	50,612
	Mahim ...	36,021	28,063	64,084	25,566	19,139	44,705
	Parbhadevi ...	52,214	29,367	81,581	37,023	21,775	58,798
	Worli ...	61,663	36,717	98,380	35,777	20,887	56,664
	Chinchpokli ...	1,00,897	48,404	1,49,301	38,528	21,229	59,757
	Love Grove ...	6,809	3,704	10,513	3,386	1,313	4,699
		3,42,874	2,01,351	5,44,225	1,71,007	1,04,228	2,75,235
	Harbour, Docks, Railways and Unknown ...	23,310	3,803	27,113	33,613	2,381	35,994
	Total ...	14,79,584	8,49,436	23,29,020	9,42,453	5,47,430	14,89,883

TABLE 2
AREA, DENSITY OF POPULATION, BIRTHS, ETC., 1956.

1	2	3	4	5			6	7	8
				Number of births registered.					
Ward.	Sections.	Area in acres.	Average population per acre calculated on the census population of 1951.	Males.	Females.	Total.	No. of births per 1,000 of population.	Mean ratio of births per 1,000 of population during the preceding 5 years.	Deaths under 1 year per 1,000 births.
A	Upper Colaba	605.77	22.7	284	273	557	40.6	35.8	34.1
	Middle and Lower Colaba	790.88	49.5	584	593	1,177	30.1	30.3	103.7
	Fort, Southern	454.26	37.1	65	57	122	7.2	11.8	57.4
	Fort, Northern	89.70	121.0	543	554	1,097	29.9	29.9	116.7
	Esplanade	648.41	64.4	656	578	1,234	29.5	26.2	92.4
B	Mandvi	171.60	212.1	442	424	866	23.8	29.0	95.8
	Chakla	45.16	651.6	394	372	766	26.0	26.8	78.3
	Umarkhadi	94.95	847.5	1,123	1,089	2,212	27.5	26.5	81.4
	Dongri	296.50	109.8	530	499	1,029	31.6	35.5	100.1
C	Khara Talao	57.36	560.7	479	463	942	29.3	30.1	88.5
	Kumbharwada	42.05	863.0	572	540	1,112	24.9	28.2	100.7
	Bhuleshwar	43.22	565.6	893	789	1,682	28.5	28.4	83.2
	Market	81.75	672.9	628	596	1,226	22.3	23.1	97.1
	Dhobi Talao	114.63	608.0	931	877	1,808	25.9	26.6	91.3
	Fanaswadi	102.39	556.5	665	598	1,263	22.2	25.5	76.8
D	Khetwadi	153.71	455.9	1,006	987	1,993	28.4	28.6	78.0
E	Tardeo	146.92	350.1	779	702	1,481	28.8	28.4	103.3
D	Girgaum	114.42	610.8	843	841	1,684	24.1	25.8	74.2
	Chowpati	106.52	316.1	444	363	807	24.0	26.3	66.9
	Walkeshwar	584.20	67.4	530	451	981	24.9	23.8	68.3
	Mahalakshmi	680.02	89.9	1,136	1,094	2,230	36.4	35.6	87.9
E	Mazagaon	544.41	99.8	907	868	1,775	32.7	33.9	132.2
	Tarwadi	359.90	164.0	747	675	1,422	24.1	25.5	122.4
	1st Nagpada	96.20	214.6	244	247	491	23.8	26.7	99.8
	2nd Nagpada	86.53	455.2	705	689	1,394	35.4	34.0	162.1
	Kamathipura	60.32	951.0	869	781	1,650	28.8	26.0	195.8
	Byculla	536.27	272.1	2,209	2,116	4,325	29.6	28.1	129.5
F	Parel	560.59	198.5	1,726	1,660	3,386	30.4	31.7	111.9
	Sewri	1,129.59	55.9	1,033	941	1,974	31.3	21.2	148.4
	Naigaum	425.08	249.5	1,330	1,266	2,596	24.4	24.7	105.2
	Matunga	388.46	137.0	772	730	1,502	28.2	29.7	47.3
	Sion	2,727.89	28.3	1,617	1,523	3,140	40.7	35.0	144.9
G	Dadar	1,450.38	96.8	1,507	1,421	2,928	20.9	24.3	194.3
	Mahim	370.74	172.9	1,599	1,481	3,080	48.1	41.6	68.5
	Parbhadevi	489.46	166.7	1,494	1,445	2,939	36.0	33.0	117.4
	Worli	915.11	107.5	1,821	1,716	3,537	36.0	32.3	123.3
	Chinchpokli	477.31	312.8	1,232	1,156	2,388	16.0	16.3	116.8
	Love Grove	708.76	14.8	20	19	39	3.7	11.2	282.1
Harbour, Docks, Railways and Unknown...	
Total		16,751.42	139.0	33,359	31,476	64,835	27.8	27.8	110.3

TABLE 3

METEOROLOGICAL DATA (GOVERNMENT OBSERVATORY, COLABA), LATITUDE 18°-53'-36" NORTH LONGITUDE 72°-48'-56" EAST.

Months.	WIND.		Mean velocity in miles per hour at 0830 hours.	TEMPERATURE (°F)					MEAN BAROMETRIC PRESSURE (in inches of mercury)		MEAN RELATIVE HUMIDITY (in %)		Average monthly Normal rel. humidity in %	RAINFALL.							
	Mean Direction.			Mean maximum temperature.	Departure from normal.	Highest in month.	Mean minimum temperature.	Departure from normal.	Lowest in month.	At 0830 hrs.	At 1730 hrs.	At 0830 hrs.		At 1730 hrs.	Total rainfall in the month (inches)	Departure from normal.	Highest fall in one day.		Minimum fall in one day.		Number of rainy days.
	At 0830 hrs.	At 1730 hrs.															Inches.	Date.	Inches.	Date.	
1956.																					
January	N 52 E	N 55 W	5.6	84.8	+2.3	90.7	67.0	-0.9	61.3	29.913	29.830	77	63	68	0.00	-0.14	0.00	...	0.00
February	N 47 E	N 50 W	4.5	85.9	+3.1	93.6	67.4	-1.0	62.7	29.906	29.810	65	61	68	0.00	-0.08	0.00	...	0.00
March	N 72 E	N 62 W	4.1	90.1	+4.4	96.3	73.2	0.0	68.9	29.860	29.763	74	58	72	0.00	-0.05	0.00	...	0.00
April	N 17 W	N 68 W	4.9	91.9	+3.3	96.6	78.4	+0.9	75.5	29.793	29.690	70	61	74	t	-0.03	t	...	t
May	S 53 W	S 80 W	5.5	91.2	+0.4	93.1	80.0	-0.7	74.2	29.690	29.606	74	67	74	1.69	+1.04	0.37	26th	0.01	2nd & 19th	13
June	S 22 W	S 47 W	8.7	87.9	-0.1	91.6	77.9	-1.8	74.3	29.656	29.600	82	77	81	25.86	+6.80	3.96	30th	0.01	5th & 14th	27
July	S 82 W	S 78 W	14.7	84.2	-0.4	86.9	75.7	-2.0	72.6	29.690	29.643	86	83	85	32.34	+8.07	6.52	30th	0.03	22nd	31
August	S 77 W	S 84 W	12.3	84.2	0.0	86.7	75.8	-1.3	72.3	29.720	29.663	85	81	84	17.37	+5.98	4.42	2nd	0.01	15th, 23rd & 24th	27
September	S 73 W	S 88 W	5.4	85.0	+0.3	88.9	75.7	-1.0	73.5	29.750	29.680	86	79	83	20.69	+10.30	8.75	26th	0.01	7th, 17th, 18th & 23rd	23
October	N 84 E	N 55 W	4.6	89.3	+1.5	91.8	75.4	-1.3	70.4	29.810	29.729	80	72	78	2.83	+0.29	1.17	2nd	0.01	6th	8
November	N 69 E	N 48 W	5.8	88.8	+1.6	93.0	73.4	-0.1	69.1	29.933	29.850	76	69	70	0.50	-0.03	0.23	23rd	0.04	22nd	4
December	N 51 E	N 49 W	4.5	87.2	+2.5	91.1	67.9	-2.1	63.2	29.989	29.503	74	64	68	0.00	-0.08	0.00	...	0.00

Note :— (1) 't' :—Rainfall less than 0.01 inch, (2) Rainy day :— A day on which 0.01 inch or more of rain is recorded.

TABLE 4

SANITARY INSPECTIONS AND IMPROVEMENTS SECURED.

	No. of Inspections, etc., by	
	Medical Inspectors	Medical Assistants and Sanitary Inspectors
<i>A—Nature of inspection or premises visited—</i>		
1. Dwelling houses ...	9,438	44,865
2. Milch cattle stables ...	328	2,040
3. Other stables ...	331	1,470
4. Dairies and milkshops ...	1,876	9,581
5. Eating houses ...	8,805	23,134
6. Other premises where food is sold ...	5,381	8,062
7. Aerated water works ...	219	402
8. Other workshops and factories ...	522	1,174
9. Accumulations of refuse ...	1,186	4,580
10. Building works ...	475	2,436
11. Drains and fittings ...	2,969	16,116
12. Other inspections and inquiries ...	14,408	43,945
13. Markets	5
Total no. of inspections ...	45,938	* 1,57,810
* This figure includes 5724 inspections made by the MOBILE SQUAD.		
<i>B—Works, etc., completed—</i>		
1. Dwellings—		
(a) Limewashed ...	849	2,234
(b) Water supply provided
(c) Overcrowding abated
(d) Insanitary dwellings evacuated ...	1,781	2,788
2. Stables—		
(a) Paved and drained ...	2	2
(b) Cleaned and refuse removed ...	179	667
(c) Licence cancelled ...	3	5
3. Eating houses, dairies, etc.—		
(a) Regulations enforced ...	2,144	5,129
(b) Licences cancelled ...	14	16
4. Factories and workshops—		
Limewashing, etc., carried out ...	284	...
5. Drains, etc., repaired ...	2,134	7,038
6. Privies abolished ...	79	79
7. New w. cs. provided ...	52	48
8. Accumulation of refuse removed ...	757	2,757
9. Other works completed ...	1,991	7,923
Total sanitary works completed ...	10,269	28,686

TABLE 5

WORK DONE BY THE MILK INSPECTORIAL STAFF.

No. of hawkers importing milk by trains inspected	2,464
Do. found without licence	560
Do. detected carrying milk in open cans without covers	578
Do. found with grass rings in milk-vessels	330
Total number of persons detected hawking milk and prosecuted :		
(a) for sale in streets	40
(b) for selling milk in the shops without licence	304
(c) for breach of licence conditions	1,122

TABLE 6.

DESTRUCTION OF UNWHOLESOME FOOD.

Article.	Quantity destroyed.
(1) Fruits (fresh)...	44,533 Nos.
(2) Fruits (dry) ...	394 Lbs.
(3) Tins of preserved fruits ...	214 Nos.
(4) Potatoes ...	1,578 Lbs.
(5) Onions ...	1,202 Lbs.
(6) Vegetables ...	8,012 Lbs.
(7) Chillies ...	168 Lbs.
(8) Gur ...	30 Lbs.
(9) Indian sweetmeats ...	8,994 Blocks.
(10) Condensed milk ...	22,737 Lbs.
(11) Cheese ...	960 Tins.
(12) Biscuits ...	652 Lbs.
(13) Fish (dry) ...	13 Lbs.
(14) Fish (tinned) ...	11 Lbs.
(15) Flesh (beef) ...	12 Tins.
(16) Ham ...	277 Lbs.
(17) Bacon ...	149 Tins.
(18) Flesh (tinned) ...	38 Tins.
(19) Pickles ...	362 Tins.
(20) Other prepared food ...	80 Lbs.
(21) Jam ...	13,432 Lbs.
(22) Fresh milk ...	200 Tins.
(23) Mawa ...	1,814 Seers.
(24) Bread ...	423 Lbs.
(25) Coconut shells ...	62 Nos.
(26) Farsan ...	37 Nos.
(27) Maida ...	2,402 Lbs.
(28) Curd ...	4 Lbs.
(29) Other food ...	510 Lbs.
	671 Lbs.

TABLE 7

NOTICES FOR ENFORCING SANITARY PROVISIONS.

Total number of notices issued	25,424
Number complied with	13,743
Number not complied with	11,188
Number pending (disputed or not served)	232
Number cancelled	261
Number of notices issued in 1955	32,281

TABLE 8

COURT CASES

1	2	3	4	5	6
Sections under which prosecutions were instituted.	Number of cases outstanding on 1st January 1956.	Number of cases filed during 1956.	Total of columns 2 and 3.	Number of cases disposed of during 1956.	No. of cases outstanding on 1st January 1957.
248	...	2	2	...	2
248 (I)	23	26	49	24	25
249	16	11	17	3	14
250	...	8	8	...	8
251	...	5	5	4	1
251-(B)	27	23	50	41	9
257(I)	1,366	2,925	4,291	3,218	1,073
257 (I) & 375	310	201	511	405	106
257, 375 & 372	19	52	71	52	19
258	19	31	50	40	10
258 (a)	...	18	18	15	3
258 (c)	...	8	8	6	2
274	26	17	43	24	19
274 (I)	...	6	6	6	...
367 & 368	16	30	46	33	13
368	203	79	282	200	82
372	550	618	1,168	578	590
372 (e)	368	123	491	92	399
372 (e) & (f)	123	21	144	75	69
372(f)	...	341	341	132	209
375	658	1,409	2,067	1,655	412
375 (A)	127	474	601	494	107
377	1	5	6	5	1
377 (I)	38	63	101	53	48
377 (A)	...	6	6	6	...
380	666	28	694	223	471
381	403	518	921	640	281
381 (I)(i)(d) & (ii)...	19	299	318	304	14
381 (I) (ii)	573	1,703	2,276	1,874	402
381 A	66	4	70	10	60
334	11	...	11	2	9
384 (I)	15	251	266	213	53
384 (I)(b)	555	537	1,092	536	556
384 A	23	18	41	35	6
390	160	...	160	32	128
394	1,132	6,521	7,653	6,808	845
394 (I)c(iv)&(i)	...	1,443	1,443	1,204	239
394 (I)(d)(i)&(ii)	2,140	5,095	7,235	5,068	2,167
412 A	415	9,246	9,661	8,188	1,473
472	345	695	1,040	808	232
Total	10,413	32,850	43,263	33,106	10,157

Bombay Prevention of Adulteration Act	6,816	32	6,848	4,605	2,243
					Rs. As. Ps.
Total amount of fees realised during the year in respect of:—					
(1) Sanitary actions ...				1,78,083	7 0
(2) Cases under B.P.A. Act...				9,220	0 0
Total				1,87,303	7 0

TABLE 9

BIRTHS BY MONTHS

Year	Months.												Total.
	Jan.	Feb.	Mar.	April.	May.	June.	July.	Aug.	Sept.	Oct.	Nov.	Dec.	
1955	5,659	4,370	4,856	4,757	4,777	4,857	5,119	5,599	6,820	6,582	6,173	7,006	66,575
1956	5,066	4,583	4,557	4,664	4,828	4,902	5,154	5,294	6,170	6,679	6,113	6,825	64,835

TABLE 10
BIRTHS BY SECTIONS AND MONTHS

Period.	BIRTHS BY MONTHS (1952-1956)												Total.
	January.	February	March.	April.	May.	June.	July.	August.	September.	October.	November.	December.	
1951-55 (average) ...	5,476	4,333	4,392	4,568	4,691	4,812	5,047	5,532	6,511	6,654	6,429	6,390	64,835
1952 ...	5,709	4,534	4,113	4,443	4,642	4,776	4,886	5,340	7,076	7,316	5,991	6,289	66,125
1953 ...	5,305	4,015	3,900	4,413	4,638	4,772	4,938	5,513	6,277	6,527	5,901	6,520	62,726
1954 ...	5,045	4,197	4,507	4,347	4,418	4,533	4,975	5,491	6,358	6,439	6,585	6,177	63,072
1955 ...	5,659	4,370	4,896	4,757	4,777	4,857	5,119	5,599	6,820	6,582	6,173	7,006	66,575
1956 ...	5,066	4,583	4,557	4,664	4,828	4,902	5,154	5,294	6,170	6,679	6,113	6,825	64,835
Upper Colaba ...	44	44	41	46	41	22	47	61	61	71	43	36	557
Middle and Lower Colaba ...	96	77	76	98	83	101	98	92	98	142	93	123	1,177
Fort, Southern ...	18	15	5	9	7	9	11	8	9	12	6	13	122
Fort, Northern ...	88	69	84	69	84	92	70	93	119	98	119	112	1,097
Esplanade ...	94	78	110	71	88	104	91	111	122	131	109	125	1,234
Mandvi ...	82	53	82	60	75	52	69	73	82	89	68	81	866
Chakla ...	55	57	59	65	63	59	67	61	59	81	69	71	766
Umarkhadi ...	175	157	163	188	157	185	183	150	207	233	217	197	2,212
Dongri ...	94	72	73	57	101	78	90	69	89	127	103	76	1,029
Khara Talao ...	71	69	89	63	91	69	76	81	68	89	93	83	942
Kumbharwada ...	141	80	55	81	91	86	85	118	94	153	89	99	1,112
Bhuleswar ...	182	112	140	126	112	146	141	120	137	175	165	166	1,682
Market ...	104	83	77	84	100	92	96	95	119	143	116	117	1,226
Dhobi Talao ...	153	127	120	135	150	121	139	166	187	180	150	180	1,808
Fanaswadi ...	101	76	87	89	100	123	90	107	102	137	129	122	1,263
Khetwadi ...	169	140	145	146	161	128	156	155	184	218	199	192	1,993
Tardeo ...	108	92	123	101	136	110	118	139	136	170	109	139	1,481
Girgaum ...	129	103	118	122	142	149	121	132	142	209	156	161	1,684
Chowpati ...	76	66	50	57	67	76	46	59	68	84	77	81	807
Walkeshwar ...	88	65	76	59	90	72	78	82	108	95	89	79	981
Mahalaxmi ...	204	130	163	162	172	135	197	203	212	227	210	215	2,230
Mazgaon ...	119	158	138	132	123	124	146	149	220	159	161	146	1,775
Tarwadi ...	128	102	95	98	103	108	108	92	164	138	134	152	1,422
First Nagpada ...	36	38	47	38	29	34	43	32	68	43	46	37	491
Second Nagpada ...	75	112	66	159	122	98	133	93	140	158	130	108	1,394
Kamathipura ...	115	122	111	133	108	117	144	133	153	224	151	139	1,650
Byculla ...	308	317	314	356	332	314	344	341	430	410	428	431	4,325
Parel ...	284	252	221	209	201	256	310	286	331	282	286	468	3,386
Sewri ...	158	137	137	128	144	161	133	168	191	189	159	269	1,974
Naigaum ...	207	182	165	180	176	216	209	249	233	218	200	361	2,596
Matunga ...	134	105	102	97	127	109	112	106	129	175	145	161	1,502
Sion ...	158	214	232	214	229	271	216	278	258	276	296	398	3,140
Dadar ...	203	212	135	160	223	226	190	234	327	271	312	435	2,928
Mahim ...	192	192	177	270	212	250	240	278	288	349	315	317	3,080
Parbhadevi ...	239	239	218	214	192	206	238	229	250	302	310	402	2,939
Worli ...	366	261	219	199	226	244	275	301	334	347	414	351	3,537
Chinchpokli ...	169	163	142	186	170	157	242	145	249	272	215	278	2,388
Love Grove ...	3	12	2	3	...	2	2	5	2	2	2	4	39
Harbour, Docks, etc.
Total ...	5,066	4,583	4,557	4,664	4,828	4,902	5,154	5,294	6,170	6,679	6,113	6,825	64,835

TABLE 11
BIRTHS BY MONTHS (1952-1956)

Table 12.
Live births in age groups of mothers by order of live birth.

Age group of mothers at confinement.	ORDER OF LIVE-BIRTHS.															Information not available	Above 15 in each case the actual order of pregnancy specified.	Total No. of confinements in each age group.	
	(1)	(2)	(3)	(4)	(5)	(6)	(7)	(8)	(9)	(10)	(11)	(12)	(13)	(14)	(15)				
Under 15 years	10	1	31
15 to 19	4,613	473	73	32	2	1	1	...	5,175
20 to 24	10,362	6,389	3,222	1,345	352	107	36	13	1	1	3	...	21,631
25 to 29	4,000	4,368	5,053	3,704	2,114	903	307	93	30	9	4	4	...	20,589
30 to 34	1,298	1,300	1,949	2,115	2,052	1,467	836	386	172	164	19	6	3	3	...	11,670
35 to 39	329	267	435	587	701	654	525	395	215	106	38	15	4	1	2	3	4,277
40 to 44	57	36	62	72	100	104	121	103	79	30	23	15	7	2	2	1	834
45	9	1	3	3	4	7	7	4	7	8	1	2	56
46	1	1	1	...	1	4
47
48	1	1	1	3
49	1	1
50 & over	1	1	2
Information not available	36	23	23	29	11	8	7	5	...	11	...	1	498	582
Total	20,716	12,858	10,821	7,668	5,338	3,252	1,840	999	506	229	85	39	14	3	4	453	64,835

TABLE 13

PERCENTAGE OF THE TOTAL MORTALITY BY AGE-PERIODS

Age Period.	1954		1955		1956			Percentage of total mortality
	Deaths.	Percentage of total mortality.	Deaths.	Percentage of total mortality.	Male. (a)	Female. (b)	Persons (a)+(b)	
Under 1 year	8,534	26.7	7,897	28.1	3,876	3,276	7,152	25.8
1 to 5 years	5,766	18.9	4,117	14.6	1,757	1,964	3,721	13.4
5 to 10 years	957	3.0	811	2.9	402	395	797	2.9
10 to 15 years	432	1.3	362	1.3	201	171	372	1.3
15 to 20 years	623	2.0	550	2.0	323	268	591	2.1
20 to 30 years	2,343	7.3	1,957	7.0	1,174	896	2,070	7.5
30 to 40 years	2,228	7.0	1,840	6.5	1,230	698	1,928	6.9
40 to 50 years	2,317	7.2	2,062	7.3	1,525	680	2,205	7.9
50 to 60 years	2,730	8.5	2,477	8.3	1,840	699	2,539	9.2
60 years and above	6,078	19.0	6,035	21.5	3,492	2,892	6,384	23.0
Total	32,008	100.0	28,108	100.0	15,820	11,939	27,759	100.0

TABLE 14
DEATHS BY AGES AND MONTHS.

	January.	February.	March.	April.	May.	June.	July.	August.	September.	October.	November.	December.	Total.	Average of five years 1951-55.
Within 24 Hours ...	82	72	63	84	92	80	90	117	96	106	82	92	1,056	1,051
1 to 7 days ...	99	119	88	101	82	85	125	128	143	143	139	136	1,388	1,571
1 to 4 weeks ...	96	83	63	86	88	90	111	135	135	134	98	123	1,242	1,599
4 weeks to 3 months ...	92	54	58	78	76	74	84	76	89	77	72	92	922	1,173
3 months to 6 months ...	64	73	88	86	66	65	67	82	67	58	61	52	829	1,113
6 months to 12 months ...	130	117	181	166	144	151	201	159	126	113	115	112	1,715	2,395
1 to 2 years ...	160	146	180	142	146	138	164	152	114	138	155	166	1,801	2,603
2 to 5 years ...	207	196	194	161	124	129	160	147	130	130	150	192	1,920	2,897
5 to 10 years ...	88	77	71	57	62	60	65	52	54	58	68	85	797	1,042
10 to 15 years ...	31	30	29	37	37	20	26	27	28	33	32	42	372	474
15 to 20 years ...	52	50	55	61	47	50	46	42	46	52	38	52	591	695
20 to 30 years ...	195	180	166	175	186	153	162	149	164	172	196	172	2,070	2,567
30 to 40 years ...	166	147	158	160	174	142	155	174	165	155	152	160	1,928	2,320
40 to 50 years ...	187	166	226	184	193	172	157	199	176	198	185	162	2,205	2,380
50 to 60 years ...	222	188	207	208	204	201	204	211	233	210	216	235	2,539	2,757
60 and over ...	543	511	594	521	500	450	485	518	500	616	568	578	6,384	5,807
Age Unspecified
Still birth
All Ages ...	2,434	2,209	2,421	2,307	2,221	2,060	2,302	2,868	2,266	2,393	2,327	2,451	27,759	32,444
Average of five years 1951-55.	2,718	2,514	2,807	2,758	2,725	2,532	2,816	3,021	2,832	2,688	2,521	2,512	32,444	...

TABLE 15
DEATHS BY AGES, CAUSES AND SEXES

No. in Short List.	Corresponding No. in detailed List.	Causes of deaths.	within 24 Hours.		1 to 7 Days.		1 to 4 weeks.		4 weeks to 3 months.		3 to 6 months.		6 to 12 months.		1 to 2 years.		2 to 5 years.		5 to 10 years.			
			Male.	Female.	Male.	Female.	Male.	Female.	Male.	Female.	Male.	Female.	Male.	Female.	Male.	Female.	Male.	Female.	Male.	Female.		
1	1-2	Typhoid and Para Typhoid Fever	1	4	2	2	6	6		
2	6	Cerebro Spinal Fever		
3	8	Scarlet Fever		
4	9	Whooping Cough	1		
5	10	Diphtheria	1	1	...	3	1	7	15	2	1	2	...	7		
6	13	Tuberculosis of Respiratory System	1	2	4	1	4	4	9	16	28	19	8	10			
7	14-22	Other forms of Tuberculosis	1	1	5	1	11	3	36	37	63	46	60	59	28	23			
8	30	Syphilitic disease	...	1	1	...	1	...	2	...	1			
9	33	Influenza	1	1			
10	35	Measles	1	2	1	...	3	6	11	6	11	10	1	2			
11	36	Acute Poliomyelitis and Polioencephalitis	1	...	3	1	2	1	4	2	2			
12	37	Acute infectious encephalitis			
13M	45-46A	Cancer of buccal cavity and Oesophagus (Males.)			
13F	48	Cancer of Uterus			
14	46B	Cancer of Stomach and duodenum			
15	50	Cancer of breast			
16	45-46A females	Cancer of all other Sites	1	1	3	4	3	1			
17	46 e-h,47,49,51,55	Diabetes			
18	61	Intra cranial Vascular Lesions	1	2	6	2	1	1	2	2	1	...	1	1			
19	83	Heart disease	...	1	1	...	1	...	1	1	...	1	1	4	...	4	5			
20	90-95	Other diseases of Circulatory system			
21	96-103	Bronchitis	5	2	4	4	4	3	3	1	4	4	3	...			
22	106	Pneumonia	5	3	34	29	87	68	194	171	192	191	416	445	395	434	273	377	99			
23	107-109	Other Respiratory diseases	1	...	3	1	4	1	...	8	3	7	4	5	5	1	115			
24	104,105,110-114	Ulceration of the Stomach or duodenum	1			
25	117	Diarrhoea	1	...	14	7	105	74	91	86	68	61	103	103	73	71	52	58	14			
26	119,120	Appendicitis	12			
27	121	Other digestive diseases	1	1	11	4	12	10	5	5	8	4	7	9	38	23	20	19	8			
28	122-129	Nephritis	2	...	1	1	3	3	4	12			
29	130-132	Puerperal and Post Abortives Sepsis	6			
30	133-140	Other Maternal Causes			
31	141-146,148-150	Premature birth	362	279	388	301	110	98	16	6	1	2			
32	157,158,160,161	Congenital Malformation, injury at birth	213	140	274	208	331	247	129	108	87	73	79	91	23	17	1	3	...			
33	163-164	Suicide			
34	165-169,172-198	Road Traffic Accidents	2	1	7	5	21			
35	170-171	Other Violent Causes	11	9	4	7	1	2	2	2	1	2	6	8	9	22	19	42	19			
35-36	Other defined diseases.	A. Small pox	1	3	...	5	4	5	5	1	...			
		B. Plague		
		C. Kala-Azar		
		D. Malaria		
		E. Ague and Remittent Fever		
		F. Relapsing Fever	
		G. Fever not defined	1	2	6	1	2	1	3	2	5	4	5	4	7	5	1	5		
		H. Cholera	
		J. Dysentery	1	1	1	2	3	2	6	7	9	10	6	3	
		K. Leprosy
		L. Senility and Old Age
		M. All other causes	...	14	12	67	25	43	39	42	30	52	43	130	158	188	286	367	395	140	147	
		Males			609	807	698	500	436	826	855	902	402									
Females			447	581	544	422	393	889	946	1,018	395											
Total			1,056	1,388	1,242	922	829	17,15	1,801	1,920	797											
Percentage						25.8								13.4					2.9			

TABLE 15 -
DEATHS BY AGES, CAUSES AND SEXES

No. in Short List.	Corresponding No. in detailed List.	Causes of deaths.	10 to 15 years.		15 to 20 years.		20 to 30 years.		30 to 40 years.		40 to 50 years.		50 to 60 years.		60 and Over.		Age Unspecified.		Total.		Persons.	No. in Short List.
			Male.	Female.	Male.	Female.	Male.	Female.	Male.	Female.	Male.	Female.	Male.	Female.	Male.	Female.	Male.	Female.	Males	Females		
1	1-2	Typhoid and Para Typhoid Fever	7	10	21	9	74	22	29	9	21	2	10	4	4	4			174	73	247	1
2	6	Cerebro-Spinal Fever												1						1	2	
3	8	Scarlet Fever																			3	
4	9	Whooping Cough																	2	5	7	
5	10	Diphtheria			1		2		1										72	51	123	
6	13	Tuberculosis of Respiratory System	5	10	23	26	149	101	177	82	218	60	256	43	211	73			1,076	436	1,512	
7	14-22	Other forms of Tuberculosis	10	11	4	15	27	48	24	27	27	8	11	11	14	9			321	299	620	
8	30	Syphilitic disease			1		7	2	16		14		4		5	1			49	7	56	
9	33	Influenza					1									3			2	5	7	
10	35	Measles				1													28	28	56	
11	36	Acute Poliomyelitis and Poliomyelitis			1		1			1									16	5	21	
12	37	Acute infectious encephalitis							2	1			1						2	1	3	
13M	45-46A	Cancer of buccal cavity and Oesophagus (Males)			1		4		13		21		27		38				104		104	
13F	48	Cancer of Uterus								13		16		12		21				65	65	
14	46B	Cancer of Stomach and duodenum						1	7	3	10	3	10	4	26	14			53	25	78	
15	50	Cancer of breast						1		5		20		14		10				50	50	
	45-46A females																					
16	46-C-h, 47,49,51,55	Cancer of all other Sites	5	4	6	1	12	11	29	22	68	39	101	38	124	75			353	195	548	
17	61	Diabetes		1			2	2	2	1	14	8	14	10	31	37			64	60	124	
18	83	Intra cranial Vascular Lesions	1		4	2	12	9	25	12	35	27	67	31	109	117			263	206	469	
19	90-95	Heart disease	10	8	8	7	54	28	126	28	214	39	335	55	419	146			1,177	318	1,495	
20	96-103	Other diseases of Circulatory system		1			5	5	15	4	24	7	50	17	74	62			172	98	270	
21	106	Bronchitis		3	1		2	5	4	8	3	16	1	31	20				86	46	132	
22	107-109	Pneumonia	21	32	29	23	77	54	86	49	86	34	64	25	133	105			2,191	2,155	4,346	
23	104,105,110,114	Other Respiratory Diseases	1		6	6	24	22	30	19	57	24	103	31	152	97			402	214	616	
24	117	Ulceration of the Stomach or duodenum			1		1		8	1	9	1	6	1	8				32	3	35	
25	119-120	Diarrhoea	5	2	5	2	11	10	25	8	23	16	31	20	72	62			693	592	1,285	
26	121	Appendicitis		1			1	1	2	1	3	1	1						8	7	15	
27	115,116,118,122-129	Other digestive diseases	8	7	6	6	49	37	76	26	90	30	89	18	64	27			492	238	730	
28	130-132	Nephritis	3	2	2	4	11	10	11	8	20	10	31	11	75	57			163	112	275	
29	140-147	Puerperal and Post Abortive Sepsis				1		10		9										20	20	
30	141-146,148-150	Other Maternal Causes				6		23		18										47	47	
31	159	Premature birth																		878	685	1,563
32	157,158,160,161	Congenital Malformation injury at birth																		1,137	887	2,024
33	163-164	Suicide			1		2	1			1	2		1	1					7	3	10
34	170-171	Road Traffic Accident	11	4	12	1	34	3	23	7	30	8	21	2	24	5			185	50	235	
35	165-169,172-198	Other Violent causes	57	18	97	58	334	137	203	53	95	31	66	21	62	36			1,011	425	1,436	
	34	(A) Small-pox			2		8	3	2			2								25	25	50
	3	(B) Plague																				A
	29	(C) Kala-Azar			1		2													3	1	4
	28a	(D) Malaria			1							1								2	1	3
	28b	(E) Ague and Remittent Fever					2				1									3	1	4
	31	(F) Relapsing Fever																				E
	200: 2a	(G) Fever not defined		1	2	1	3	3	2	2	8	3	4	4	6	4				55	42	97
	4	(H) Cholera																				F
	27	(J) Dysentery			1	1	11	5	13	6	13	5	11	3	26	21				101	66	167
	23	(K) Leprosy				1	8	3	9	3	8	4	13	3	8	2				46	16	62
	162	(L) Senility & old age											161	111	1,362	1,493				1,527	1,604	3,131
		(M) All other causes	56	56	87	95	244	340	269	274	401	275	335	207	410	389				2,845	2,771	5,616
		Males	201		323		1,174		1,230		1,525		1,840		3,492					15,820		
		Females		171		268		896		698		680		699		2,892					11,939	
		Total	732	591	2,070	1,928	2,205	2,539	6,384												27,759	
		Percentage.	1.3	2.1	7.5	6.9	7.9	9.2	23.0												100.0	

TABLE 16

DEATHS AND DEATH RATES FROM EPIDEMIC AND PRINCIPAL CAUSES.

Causes of Death.	Average of years (1946-55)		1955		1956	
	Deaths.	Death-rate.	Deaths.	Death-rate.	Deaths.	Death-rate.
<i>Principal Epidemic Diseases</i>						
Small-pox	312	0.16	44	0.02	50	0.02
Measles	152	0.08	60	0.03	56	0.02
Plague	3	0.00	...	0.00	...	0.00
Enteric Fever	522	0.28	211	0.09	247	0.11
Malarial Fever	62	0.03	6	0.00	3	0.00
Ague and Remittent Fever	285	0.15	8	0.00	4	0.00
Influenza	6	0.00	3	0.00	7	0.00
Cholera	11	0.00	...	0.00	...	0.00
Dysentery	274	0.15	166	0.07	167	0.07
Diphtheria	104	0.05	171	0.07	123	0.05
<i>Other Principal Diseases.</i>						
Tuberculosis	2,254	1.18	1,934	0.83	2,132	0.92
Cerebro-Spinal Fever	18	0.00	1	0.00	1	0.00
Diseases of the Nervous System	967	0.51	973	0.42	942	0.40
Diseases of the Respiratory System	9,094	4.76	5,418	2.33	5,094	2.19
Diarrhoea and Enteritis	1,172	0.62	1,257	0.54	1,285	0.55
Puerperal State	102	0.05	67	0.03	67	0.03
Congenital Debility and Diseases of early Infancy.	4,855	2.54	3,785	1.62	3,587	1.54
Old Age	3,360	1.76	3,128	1.34	3,131	1.34
Leprosy	72	0.04	61	0.03	62	0.03
Violence	1,494	0.78	1,588	0.68	1,681	0.72
Other Causes	10,190	5.35	9,227	3.97	9,120	3.92
Total	35,309	18.49	28,108	12.07	27,759	11.91

TABLE 17

CERTIFICATION OF CAUSES OF DEATHS

Years.	Total deaths.	Verified by District Registrars.	Number of Certificates of the Causes of Deaths received from					Total	Percentage of Total Certificates received to the Total Mortality.
			Medical Officers of Hospitals.	Private Medical Practitioners.	Hakims and Vaidyas.	Commissioner of Police.	Coroner of Bombay.		
1951	33,841	17,318	9,946	4,135	119	432	1,891	16,523	48.8
1952	34,337	17,505	9,009	4,964	93	420	2,346	16,832	39.0
1953	33,927	19,611	8,476	3,414	36	324	2,066	14,316	42.2
1954	32,008	17,264	7,647	4,279	65	277	2,476	14,744	46.0
1955	28,108	12,931	7,596	4,678	58	239	2,606	15,177	54.0
1956	27,759	11,273	7,922	5,115	22	392	3,035	16,486	59.4

TABLE 18

DEATHS BY CAUSES

Classification No.		SPECIFIC CAUSES OF DEATH.	Jan.	Feb.	March	April	May	June	July	August	Sep.	Oct.	Nov.	Dec.	Total
Short List.	Detailed List.														
I.—Infective and Parasitic Diseases.															
(1-26) Diseases due to bacteria—															
1	1	Typhoid Fever	5	13	15	24	13	23	24	22	21	26	18	22	246
1	2	Para-typhoid Fever	1	1
B	3	Plague
H	4	Cholera
36	5	Undulant Fever
2	6	Cerebro-spinal Meningitis	1	1
36	7	Malignant Prostate and Anthrax
3	8	Scarlet Fever
4	9	Whooping Cough	...	2	...	1	1	...	1	2	7
5	10	Diphtheria	15	13	9	7	7	5	10	10	12	11	7	17	123
36	11	Erysipelas
36	12	Tetanus	15	12	16	18	16	16	20	14	20	19	16	19	201
(13-22) Tuberculosis (all forms)—															
6	13	Tuberculosis of the Respiratory System	115	89	130	124	126	125	110	133	134	139	170	117	1,512
	14	Tuberculosis of the Meninges and Central Nervous System	34	45	51	50	51	37	34	38	26	41	37	39	483
	15	Tuberculosis of the Intestines and Peritonium	8	11	3	8	10	5	10	11	7	11	10	21	115
	16	Tuberculosis of the Vertebral Column	...	1	1	2	1	2	2	9
	17	Tuberculosis of other bones and joints	1	1	2
7	18	Tuberculosis of the Skin and Subcutaneous Cellular Tissue	1	1	2
	19	Tuberculosis of the Lymphatic System	1	1	2
	20	Tuberculosis of the Genito Urinary System	1	1
	21	Tuberculosis of other organs
	22	Disseminated Tuberculosis	...	1	1	...	1	...	1	1	1	...	6
K	23	Leprosy	5	11	3	2	10	2	2	4	...	5	5	13	62
36	24	Purulent Infection and Septicaemia	7	3	7	9	5	7	7	4	7	6	...	7	69
36	25	Gonococcal Infection
36	26	Other Bacterial Diseases (Dysentery excepted)
		(a) Glanders
		(b) Tularemia
		(c) Other diseases included under 26
J	27	Dysentery	16	9	14	14	12	6	21	16	13	16	12	18	167
D	28(a)	Malaria	1	1	3
E	28(b)	Remittent Fever	2	1	4
C	29(a)	Kala Azar	...	2	1	1	4
36	29(b)	Other diseases due to parasitic Protozoa except Spirochaetes
8	30	Syphilis
		(a) Locomotor Ataxia (Tabis dorsalis)	1	1
		(b) General Paralysis of the Insane	1	1
		(c) Aneurysm of Aorta	3	1	2	4	2	3	5	6	5	1	2	7	41
		(D) Other forms of Syphilis
		(a) Congenital Syphilis	2	1	...	1	1	2	1	8
		(b, c, d.) Other or Unspecified Syphilis	1	1	2	1	5
F	31	Relapsing Fever
36	32	Other Diseases due to Spirochaetes
9	33	Influenza	2	2
		(a) With respiratory complications	5
		(b) Without respiratory complications	1	2	2	...	5
A	34	Small-pox	5	3	9	5	13	3	5	1	2	4	50
10	35	Measles	8	8	10	5	6	4	5	...	1	2	3	4	56
11	36:1	Acute Poliomyelitis	1	2	1	3	4	3	1	5	20
	36:2	Acute Polioencephalitis	1	1
12	37	Acute Infectious Encephalitis (Lethargic or Epidemic)	...	2	1	3
36	38.	Other Diseases due to Viruses—
		(a) Yellow Fever
		(b) Rabies (shown under 194 a)
		(c) Herpes Zoster	1	1
		(d) German Measles
		(e) Varicella (Chickenpox)	4	1	1	...	1	7
		(f) Other diseases included under 38
36	39	Typhus
36	40	Ankylostomiasis
36	41	Hydatid Diseases
		(a) Hydatid disease of liver
		(b) Hydatid disease of other or Unspecified organs	18
36	42	Other diseases due to Helminths	3	...	2	1	1	5	3	2	...	1	18
36	43	Mycoses
36	44	Other Infective or Parasitic Diseases
		(a) Venereal diseases (other than syphilis and Gonorrhoea)	1	2	3
		(b) Pernicious lympho granulomatosis (Hodgkins diseases)	1	2	...	1	...	1	2	2	3	1	13
		(c) Mumps	3
		(d) Other diseases included under 44	1	2	3
II.—Cancer and other Tumours.															
	45*	Cancer of the Buccal Cavity and Pharynx	3
		(a) Lips	...	1	1	1	2	3
		(b) Tongue	2	3	...	2	2	2	1	1	3	2	2	3	23
		(c) Other and Unspecified sites	5	2	1	5	4	...	2	2	1	4	1	2	29
		(a) Males	4
		(b) Females	...	2	...	1	...	1
	46	Cancer of the digestive organs and peritonium
		* (a) Oesophagus	6	1	5	5	5	1	8	7	5	8	7	9	67
		(b) Males	1	1	3	1	6
		(c) Females	13	7	8	4	2	9	8	6	8	4	6	5	80
14		(b) Stomach and duodenum
16		(c) Intestines other than duodenum or rectum	9	7	7	9	3	7	8	8	7	3	6	8	82
		(d) Rectum	2	2	5	1	3	1	2	1	2	1	21

*Males are tabulated in short list No. 13 and females in No. 16 of detailed list Nos. 45, 46a.

TABLE 18—(Contd.)
DEATHS BY CAUSES

Classification No.		SPECIFIC CAUSES OF DEATH.	Jan.	Feb.	Mar.	April	May	June	July	Aug.	Sept.	Oct.	Nov.	Dec.	TOTAL
Short List.	Detailed List.														
		<i>II.—Cancer and other Tumours—(Contd.)</i>													
		(e) Liver and biliary passages	1	...	1	1	3
		(f) Pancreas	2	...	2	1	1	1	2	2	3	1	15
16		(g) Peritonium	...	2	...	1	1	1	2	...	8
		(h) Other or Unspecified digestive organs	1	1
16	47	Cancer of the respiratory system
		(a) Larynx and trachea	4	...	5	3	1	6	4	4	6	5	5	6	49
		(b) Bronchi, lung and pleural	1	5	4	5	9	4	8	5	8	6	6	9	70
		(c) Unspecified respiratory organs
13	48	Cancer of the Uterus
		(a) Cervix Uteri	2	2	7	7	5	5	6	5	4	3	1	5	52
		(b) Other Unspecified sites	...	2	2	1	2	2	1	2	2	...	11
16	49	Cancer of other female genital organs	3	1	3	2	3	2	2	1	4	19
15	50	Cancer of the breast	5	7	4	3	7	5	1	2	8	3	2	3	50
		Cancer of the male genital organs
		(b) Prostate	1	...	2	2	...	1	...	1	7
		(c) Other or unspecified male genital organs	1	1	1	3	1	1	1	3	3	...	1	...	8
		Cancer of the male and female urinary organs	1	1	2	1	1	2	3	...	16
		Cancer of the Skin (Scrotum excepted)	1	1	1	1	4
		Cancer of the brain and other parts of Nervous system
		(b) Sarcoma	1	...	1	1	3
16		(c) Other or Unspecified forms included under 54	1	1	2	...	4
		Cancer of other or Unspecified organs
		(a) Adrenal glands	1	1
		(b) Bones	2	...	1	2	1	...	2	...	3	...	11
		(c) Thyroid gland	1	1	1	1	1	...	1	...	6
		(d) Others included under 55	15	13	11	15	10	23	21	15	19	21	13	13	189
		<i>Tumours:—</i>													
		Non-malignant Tumours
		(e) Other female genital organs
		(d) Brain and other parts of Nervous system	1	1	3	1	6
		(e) Other and Unspecified organs	2	2
		Tumours of Undetermined Nature
		(a) Ovaries	1	1
		(b) Uterus	1	1
		(c) Other female genital organs	1	1	...	2
		(d) Brain and other parts of Nervous system	...	4	3	2	2	1	...	4	2	4	4	6	32
		(e) Other and Unspecified organs
36		<i>III.—Rheumatism, Diseases of Nutrition and of the Endocrine Glands and other General Diseases.</i>													
		58 Rheumatic fever	1	2	2	1	1	1	1	1	2	1	2	1	16
		59.1 Rheumatoid Arthritis	1	2	3	6
		59.2 Other Chronic articular Rheumatism
		59.3 Other forms of Chronic Rheumatism
17		61 Diabetes Mellitus	12	10	8	9	14	13	10	11	9	7	10	11	124
36		Diseases of the Pituitary gland
		(1) Hyperpituitarism
		(2) Hypopituitarism
		(3) Other diseases included under 62	1	1
		63 Diseases of the Thyroid and parathyroid glands
		(a) Simple Goitre
		(b) Exophthalmic Goitre	1	2	...	1	4
		(c) Myxoedema Cretinism	1	1
		(d) Other diseases of thyroid glands
		(e) Diseases of the parathyroid glands
		64 Diseases of the Thymus
		65 Diseases of the adrenal glands (not specified as Tuberculosis)	1	1
		66 Other General diseases
		(a) Osteomalacia
		(b) Other Diseases included under 66
		(1) Pink Disease
		(2) Idiopathic Steatorrhoea (Sprue etc.)	2	2	4	2	...	1	1	1	4	...	17
		(c) Other diseases included under 66(b)
		67 Scurvy
		68 Beri-Beri
		69 Pellagra
		70 Rickets	151	153	152	127	108	115	141	120	86	95	106	153	1507
		71 Other Vitamin Deficiency Diseases
		<i>IV.—Diseases of the blood and blood forming Organs.</i>													
36		72 Haemorrhagic Conditions
		(a) Primary Purpura	2	2	1	2	1	1	...	9
		(b) Haemophilia
		73 Anaemia
		(a) Pernicious anaemia	2	2	3	2	1	2	2	2	...	1	17
		(b, c, d.) Other anaemias and chlorosis	177	165	179	164	160	145	149	181	176	153	148	154	1951
74(a)		Leukaemia	...	6	3	4	3	...	3	1	4	2	1	...	27
74(b)		Aleukaemia
75		Diseases of the Spleen	1	...	2	1	4
76		Other diseases of the Blood and Blood forming organs	1	2	1	1	5
		<i>V.—Chronic Poisoning and Intoxication.</i>													
77		Alcoholism (Acute or chronic)	1	1
		(b) Chronic Alcoholism
		(c) Unspecified Alcoholism
78		Lead Poisoning
		(b) Not specified as occupational	1	1

TABLE 18—(Contd.)
DEATHS BY CAUSES.

Classification No.		SPECIFIC CAUSES OF DEATH.	Jan.	Feb.	Mar.	April	May	June.	July	Aug.	Sept.	Oct.	Nov.	Dec.	Total	
Street List	Detail List															
36	79	<i>V. Chronic Poisoning and Intoxication—contd</i>														
		Chronic poisoning by other mineral and organic substances
		(b) Poisoning by narcotic and Soporific drug
		(c) Other non-occupational chronic poisoning
18	80	<i>VI.—Diseases of the nervous system and sense organs.</i>														
		Encephalitis (non-epidemic)—	2
		(a) Intra Cranial abscess	...	1	1	1	1	1	1	...	1	7
		(b) Other diseases included under 80	...	11	7	17	8	8	12	14	16	17	12	14	16	152
		81 Meningitis (non-meningococcal)	...	10	11	9	10	9	10	15	7	9	12	4	7	113
		82 Diseases of Medulla and Spinal cord	...	1	1	1	1	4	3	2	13
		83 Intracranial Lesions of Vascular origin
		(a) Cerebral Haemorrhage	...	16	13	16	20	30	21	17	27	22	27	16	23	248
		(b) Cerebral Embolism and Thrombosis	...	6	15	15	16	9	10	3	9	13	11	15	7	130
		(c) Softening of Brain	2	1	5	8
36	84	(d) Hemiplegia and other paralysis of unstatod origin	...	5	12	4	9	10	8	6	5	7	4	5	7	82
		(e) Other Intra-cranial effusions	1	1
		84 Mental Disorders and Deficiency
		(a) Mental deficiency	2	...	3
		(b) Schizophrenia (dementia praecox)	1	1
		(d) Other mental disorders included under 84
		(1) Confusional Psychosis, Acute delirium	1	1
		(2) Delusional Psychosis	1	1
		(7) Other or Unspecified conditions included under (84)d	1	1	2
		85 Epilepsy	1	1	3	1	1	2	2	11
86 Convulsions in children under 5 years of age	...	8	13	8	10	16	11	16	4	13	14	15	10	138		
36	87	<i>Other Diseases of the Nervous System—</i>														
		(a) Chorea	1	1	1
		(b) Neuritis (non-Rheumatic)	1	1	1	3
		(c) Paralysis agitans	...	2	1	1	2	1	2	1	2	2	15
		(d) Disseminated Sclerosis
		(e) Other diseases included under 87
		(1) Convulsions of undetermined origin (age 5 and over)	1	1
		(2) Other diseases included under 87(e)	1	1	1	1	4
		88 Diseases of the organs of Vision
		19	89	<i>Diseases of the Ear and of the Mastoid Antrum—</i>												
(a) Otitis and other diseases of the Ear	...			3	1	1	5
		(b) Diseases of the Mastoid Antrum	1	...	1	2	
19	90	<i>VII.—Diseases of the Circulatory System.</i>														
		90 Pericarditis	2	3	2	1	1	2	1	2	3	18
		91 Acute Endocarditis	...	2	1	2	...	1	3	1	2	2	...	14
		92abc Chronic Affections of the valves and endocardium	...	9	8	12	12	14	9	15	13	6	9	10	14	131
		93a Acute Myocarditis	2
		93b Chronic Myocarditis specified as Rheumatic	1	...	1
		93c (1) Cardio vascular degeneration	...	2	2	2	2	5	1	...	1	15
		(2) Myocardial degeneration described as Fatty	2	2
		(3) Other Myocardial degeneration	...	2	...	6	9	5	7	8	7	1	6	5	5	61
		93d Myocarditis (not distinguished as acute or chronic)	...	3	5	5	2	1	6	3	3	1	2	1	...	32
20	94	<i>Diseases of the Coronary Arteries, Angina Pectoris</i>														
		94 Diseases of the Coronary Arteries, Angina Pectoris	...	93	81	99	92	77	66	89	94	101	102	85	95	1074
		95 Other Diseases of the Heart—
		(a) Functional heart disease (without mention of organic lesion)	...	3	2	3	3	2	1	2	1	3	3	3	...	26
		(b) Heart Disease specified as Rheumatic but otherwise ill defined	1	...	2	1	1	5
		(c) Other diseases included under 95	...	8	11	13	7	9	10	9	8	9	1	13	16	114
		96 Aneurysm (except of Heart and Aorta)
		97 Arterio Sclerosis (excluding Coronary or Renal Sclerosis or Cerebral Haemorrhage)	...	1	1	...	2	...	1	...	1	2	1	9
		98 Gangrene	...	2	1	3	1	1	1	1	1	...	4	16
		99 Other Diseases of the arteries	1	2	5	...	8
20	100	<i>Diseases of the Veins—</i>														
		(a) Varices	...	1	...	2	1	1	5
		(b) Other diseases of the Veins	...	1	1	2
23	101	<i>Diseases of the Lymphatic system</i>														
		101 Diseases of the Lymphatic system	...	29	20	15	12	24	18	19	19	13	8	21	19	217
		102 High Blood Pressure (Idiopathic)	1	...	5	2	1	...	1	12
		103 Other Diseases of the Circulatory system	1
21	104	<i>VIII.—Diseases of the Respiratory System.</i>														
		104 Diseases of the Nasal Fossae and Annexa	1	...	1	1	2
		105 Diseases of the Larynx	...	2	1	1	1	2	...	1	6
		106A Acute Bronchitis	...	1	1	1	2	1	...	7
		106B Chronic Bronchitis	...	8	4	7	8	7	5	9	4	15	12	7	6	92
22	106C	Bronchitis (not distinguished as acute or chronic)	...	2	4	5	3	4	2	1	1	...	3	4	4	33
		107 Broncho Pneumonia	...	249	233	279	229	211	200	244	234	243	222	237	231	2812
		108 Lobar Pneumonia	...	7	1	13	6	6	8	7	5	15	11	11	9	109
		109 Pneumonia (Unspecified)	...	154	121	141	121	101	102	106	120	108	117	126	108	1425

TABLE 18—(Contd.)
DEATHS BY CAUSES.

Classification No.		SPECIFIC CAUSES OF DEATH.	Jan.	Feb.	Mar.	April	May	June	July	Aug.	Sep.	Oct.	Nov.	Dec.	TOTAL.
Short List.	Detailed List.														
		<i>XI.—Diseases of Pregnancy, child-birth and the Puerperal State.—Contd.</i>													
	146	Haemorrhage of child birth and Puerperium
30		(a) Placenta Praevia (with child-birth)	1	1
		(b) Premature separation of Placenta (with child birth).	1	1
		(c) Other Haemorrhages of child birth
29	147	(d) Other Haemorrhages after child birth	...	1	2	...	2	2	1	8
		Infection during child birth and the Puerperium	...	1	3	2	3	2	2	1	1	1	2	2	22
	148	Puerperal Toxaemia—
		(a) Puerperal eclampsia	...	2	2
		(b) Puerperal Albuminuria and Nephritis
30		(c) Acute yellow atrophy of liver (Post-Partum)	1	1
	149	Other accidents of child birth	...	1	...	1	1	1	2	1	1	...	10
	150	Other or Unspecified conditions of child birth and Puerperal state
		<i>XII.—Diseases of the Skin and Cellular Tissue</i>													
	151	Carbuncle, Boils	1	...	1	...	1	1	4
	152	Cellulitis, Acute Abscess	3	...	1	...	1	2	2	1	10
	153	Other Diseases of the Skin and Cellular Tissues	...	1	1	1	...	1	2	1	...	2	...	1	11
36		<i>XIII.—Diseases of the Bones and Organs of Movements</i>													
	154	Osteomyelitis and Periostitis	1	1	2
	155	Other diseases of the bones
	156	Diseases of the joints and other organs of movements	1	1
		<i>XIV.—Congenital Malformation</i>													
32	157	Congenital Malformations	9	11	6	8	10	10	8	13	8	5	13	6	107
		<i>XV.—Diseases peculiar to the First Year of Life</i>													
32	158	Congenital Debility	127	106	112	118	100	94	144	140	145	134	127	151	1,488
31	159	Premature Birth	122	107	95	122	115	130	128	166	165	160	126	127	1,563
	160	Injury at Birth	8	6	4	6	14	9	9	7	2	3	5	8	81
	161	Other diseases peculiar to the first year of life—
		(a) Asphyxia during or after birth, Atelectasis.	17	24	16	21	28	17	23	26	27	28	15	37	279
32		(b) Intoxication due to maternal toxæmia, Antenatal toxæmia.
		(c) Infections of the New born	1	3	2	8	4	3	1	7	7	2	4	9	51
		(1) Infections of the Umbilicus	3	2	1	3	...	9
		(2) Pemphigus neonatorum
		(3) Other or unspecified infections included under 161 (c).	1	1	2
		(d) Other specified diseases included under 161	1	2	2	2	7
		<i>XVI.—Senility, Old age</i>													
162A	162A	Old age	15	26	23	24	27	17	12	18	23	10	23	17	235
162B	162B	Senility with mention of senile dementia
162C	162C	Senility without mention of senile dementia	268	242	262	243	206	203	223	237	199	317	216	280	2,896
		<i>XVII.—Deaths from Violence Suicide (163-164)</i>													
	163	Suicide by Poisoning
		(a) Suicide by solid or liquid toxic or corrosive substances:
		(1) By Corrosive substances
		(2) By analgesic and narcotic drugs
		(3) By Soporific drugs
		(4) By other solid or liquid poisons
		(b) Suicide by poisonous gas
		(1) By Coal gas
		(2) By motor exhaust gases
		(3) By other poisonous gas
33	164	Other forms of suicide—
		(a) Suicide by hanging or strangulation	1	2	...	1	...	1	1	2	...	2	10
		(b) Suicide by drowning
		(c) Suicide by fire arms and explosives
		(d) Suicide by cutting or piercing instruments.
		(e) Suicide by Jumping from high places.
		(f) Suicide by crushing
		(g) Suicide by other or Unspecified means.
		<i>Homicide (165-168)</i>													
	165	Infanticide (Infants under 1 year)	1	2	...	1	...	1	1	...	6
	166	Homicide by Firearms	...	1	1
35	167	Homicide by cutting or piercing instruments.	3	3	3	3	9	5	7	6	7	1	1
	168	Homicide by other or Unspecified means	2	4	3	2	3	2	2	5	1	2	7	7	40

TABLE 18—(Contd.)
DEATHS BY CAUSES.

Classification No.		SPECIFIC CAUSES OF DEATH.	Jan.	Feb.	Mar.	April	May	June	July	Aug.	Sep.	Oct.	Nov.	Dec.	TOTAL
Short List	Detailed List.														
		<i>Homicide</i>													
35	169	Accidental Deaths (or deaths not known to be due to suicide or Homicide (169-195), and other violent deaths (196-198).
34	170	Railway accidents (any cause of death except war.) ...	23	21	34	38	38	26	24	31	33	38	33	34	373
		Motor Vehicle Accidents (any cause of death except war.)
		(a) Collisions with train
		(b) Collisions with tram ...	1	2	3
		(c) Other accidents included under 170 ...	16	14	23	15	22	24	9	19	19	25	19	17	222
	171	Other Road Transport Accidents (any cause of death except war.)
		(a) Tramway accidents on roads	1	...	2	...	1	4
		(b) Other accidents included under 171	2	...	2	...	1	1	...	6
	172	Water Transport accidents (any cause of death except war)
	173	Air Transport Accidents (any cause of death except war)	1	1
	175	Agricultural and Forestry Accident (any of death except war)
		(b) (2) By other animals	1	1
	176	Accidents caused by Machinery (any cause of death.)	1	1
35	178	Accidental Absorption of Poisonous gas—
		(a) Carbon Monoxide
		(d) Accidental absorption of any other irrespirable or poisonous gas included in 178	1	1
	179	Other acute Accidental poisoning (not by gas)
		(a) Salvarsan and other organic preparations of arsenic.
		(b) Other acute accidental poisoning not by gas included in 179. ...	6	3	3	7	7	4	1	3	6	3	3	7	53
	180	Conflagration
	181	Accidental Burns (conflagration excepted) ...	36	35	26	15	22	13	11	20	17	23	33	24	275
	182	Accidental Mechanical Suffocation ...	1	2	1	1	1	...	6
	183	Accidental drowning ...	4	3	7	6	9	9	12	10	13	4	4	8	89
	184	Accidental Injury by Firearms ...	67	3	...	2	...	1	1	...	74
	185	Accidental Injury by cutting or piercing instruments ...	1	3	4
	186	Accidental Injury by fall, crushing, land slides, etc. ...	37	32	39	28	31	28	25	14	18	34	28	25	339
	187	Cataclysm (any cause of death)
	188	Injury by animals (Poisoning by Venomous animals excepted)	1	1
	191	Excussive Heat
	192	Lighting
	193	Other Accidents due to Electric Currents	1	1	...	2	1	1	3	2	3	2	...	16
	194	Attack by Venomous Animals—
		(a) Hydrophobia	1	1	4	2	2	2	1	13
		(b) Snake Bites	1	4	...	5
		(c) Attack by Venomous animals included in 194
	195	Other Accidents—
		(a) (1) Vaccinia	2	1	...	3
		(2) Other Sequelae of Vaccination against Small-pox	1	1
		(b) Other accidents due to medical or surgical intervention—
		(1) Anaesthetic accidents ...	2	1	3	1	...	1	1	10
		(2) Other accidents included under 195 (b) ...	1	1	2
		(c) Lack of care of the New born
		(d) Other and Unspecified accidents under 195. ...	1	5	6	5	7	5	6	9	2	8	9	4	67
	196	Deaths of persons in Military Service during operations of war—
		(b) From wounds
		(c) From other or unspecified causes
	198	Legal Executions	1	1
		<i>XVIII.—ILL-Defined causes of Deaths</i>													
36	199	Sudden Death	1	1	2
	200	Causes of Death unstated or Ill-defined
		(a) Ill-defined Causes—
		(1) Heart failure ...	73	62	67	54	64	33	39	46	52	71	52	57	670
		(2) Other ill-defined causes ...	47	28	17	36	35	21	34	17	16	29	69	27	376
		(b) Found, dead, Cause unknown ...	1	...	1	2
		(c) Other deaths from Unknown or Unspecified cause ...	6	3	4	7	9	6	3	3	3	3	2	5	54
	200:2(a)	Fever not defined ...	9	6	10	9	11	7	14	8	4	6	10	3	97
		Total ...	2,434	2,209	2,421	2,307	2,221	2,060	2,302	2,368	2,266	2,393	2,327	2,451	27,759

TABLE-20

DEATHS BY SECTIONS AND AGE-PERIOD

Name of Sections.	2	3	4	5	6	7	8	9	10	11	12	13			14	15		
												TOTAL DEATHS				No. of deaths among males to 100 deaths among females.	Ratio of deaths per 1,000 of population.	
												Males.	Females.	Persons.			1951	Mean during the previous 5 years.
Upper Colaba	19	13	2	2	1	6	3	5	2	7	...	41	19	60	216	3.1	2.5	
Middle and Lower Colaba	122	40	12	4	8	41	25	36	42	140	...	262	208	470	126	14.5	14.6	
Fort Southern	7	5	1	...	3	2	2	4	7	15	...	25	21	46	119	2.8	4.1	
Fort Northern	128	66	8	5	10	36	31	55	53	144	...	327	209	536	156	13.5	14.6	
Españade	114	41	11	7	9	77	64	57	74	113	...	378	189	567	200	12.5	13.0	
Mandvi	83	49	11	8	5	27	47	28	36	102	...	228	168	396	136	11.6	13.7	
Chakla	60	24	3	7	4	11	17	24	25	72	...	155	92	247	168	9.3	10.4	
Umarkhadi	180	63	11	10	17	46	47	79	78	209	...	406	334	740	122	8.7	10.7	
Dongri	103	54	12	1	8	24	34	33	44	82	...	234	161	395	145	21.0	18.7	
Khara Talao	83	29	13	3	7	18	25	37	47	105	...	210	157	367	134	12.8	14.5	
Kumbharwada	113	54	17	2	11	29	29	31	40	127	...	255	198	453	129	11.6	12.7	
Bhuleswar	140	78	11	6	13	34	35	59	55	168	...	333	246	599	143	12.3	13.1	
Market	97	39	14	9	17	22	32	41	53	107	...	269	162	431	166	8.1	7.4	
Dhobi Talao	165	70	17	10	17	51	40	60	93	265	...	462	326	788	142	12.5	12.3	
Fanaswadi	97	54	6	9	11	36	32	43	46	179	...	288	225	513	128	10.4	10.4	
Khetwadi	157	71	18	13	17	44	47	58	73	239	...	431	306	737	141	12.9	12.7	
Tardeo	153	83	15	4	12	51	48	43	52	167	...	342	286	628	120	12.9	14.1	
Girgaum	125	72	21	6	16	37	33	52	79	196	...	366	271	637	135	11.2	11.0	
Choupati	54	14	5	6	8	21	21	18	32	104	...	156	127	283	123	6.3	7.2	
Walkeshwar	67	16	1	1	5	22	14	26	31	134	...	177	140	317	126	9.2	8.7	
Mahalakshmi	196	100	19	7	18	43	52	71	108	310	...	521	403	924	129	16.7	17.1	
Mazgaon	235	141	15	7	13	52	67	62	60	147	...	431	368	799	117	17.6	17.9	
Tarwadi	174	82	16	9	11	44	32	35	57	130	...	340	250	590	136	12.7	12.4	
1st Nagpada	49	43	5	8	5	11	12	22	19	39	...	117	96	213	122	16.0	16.1	
2nd Nagpada	226	89	29	27	61	238	231	253	244	335	...	1,239	494	1,733	251	48.7	48.3	
Kamathipura	323	114	26	11	19	72	66	53	65	184	...	515	420	935	122	19.6	20.4	
Byculla	560	251	38	26	25	130	131	129	164	359	...	1,027	786	1,813	131	15.4	15.4	
Parel	379	204	55	28	38	128	128	130	142	272	...	891	613	1,504	145	14.5	14.6	
Sewri	293	153	40	16	12	73	46	71	45	144	...	460	433	893	106	17.6	16.5	
Naigaum	273	135	34	14	18	68	66	66	88	182	...	513	431	944	119	11.1	11.2	
Matunga	71	29	11	8	10	17	24	35	41	182	...	208	220	428	95	8.6	9.3	
Sion	455	290	55	19	24	102	80	81	71	216	...	702	691	1,393	102	16.8	17.7	
Dadar	569	345	69	22	30	111	85	82	111	258	...	927	755	1,682	123	15.0	13.0	
Mahim	211	98	26	9	19	66	55	75	72	276	...	508	389	897	131	15.9	16.1	
Parbhadevi	345	228	45	16	25	82	75	88	103	243	...	635	565	1,200	121	20.1	18.6	
Worli	436	289	65	19	35	118	84	83	92	218	...	765	674	1,439	114	16.9	16.5	
Chinchpokli	279	196	37	12	26	77	66	78	93	209	...	586	487	1,073	120	10.4	10.1	
Love Grove	11	9	3	1	3	3	2	2	2	5	...	16	25	41	64	4.9	6.4	
Harbour, Docks, etc.	0.1	
Total	7,152	3,721	797	372	591	2,070	1,928	2,205	2,539	6,384	...	15,814	11,945	27,759	132	13.8	13.9	
Average to five years 1951-55	8,902	5,500	1,042	474	695	2,567	2,320	2,380	2,757	5,807	...	—	—	32,444	—	—	—	

Period.	MONTHS.												Total.
	Jan.	Feb.	Mar.	April.	May.	June.	July.	Aug.	Sept.	Oct.	Nov.	Dec.	
1955	2,230	2,202	2,237	2,293	2,196	2,216	2,453	2,813	2,488	2,248	2,415	2,317	28,108
1956	2,434	2,209	2,421	2,307	2,221	2,060	2,302	2,368	2,266	2,393	2,327	2,451	27,759

TABLE 19
DEATHS BY MONTHS

TABLE 21

DEATHS BY SECTIONS AND MONTHS

Name of Sections.	MONTHS.												Total.
	Jan.	Feb.	March.	April.	May.	June.	July.	August.	Sept.	Oct.	Nov.	Dec.	
Upper Colaba ...	1	4	2	3	3	7	8	3	3	12	5	9	60
Middle and Lower Colaba ...	46	27	41	45	32	39	32	40	45	47	46	30	470
Fort Southern ...	1	1	3	6	5	3	4	2	6	3	2	10	46
Fort Northern ...	29	52	56	47	48	54	39	58	36	35	49	33	536
Esplanade ...	48	26	35	38	43	46	47	62	47	60	45	70	567
Mandvi ...	42	28	35	39	32	33	26	33	20	40	30	38	396
Chakla ...	16	20	21	22	12	22	24	20	17	18	24	31	247
Umerkhadi ...	60	65	48	62	54	65	64	62	82	64	54	60	740
Dongri ...	38	37	37	38	25	27	37	32	35	22	37	30	395
Khara Talao ...	26	29	27	43	43	29	24	33	28	26	26	33	367
Kumbharwada ...	35	26	43	29	39	31	32	35	40	49	41	53	453
Bhuleshwar ...	50	47	56	50	47	38	48	60	53	54	52	44	599
Market ...	33	39	34	36	36	30	47	37	39	30	28	42	431
Dhobi Talao ...	67	51	72	72	86	67	66	63	63	66	54	61	788
Fanaswadi ...	36	37	56	41	43	34	48	42	43	39	45	49	513
Khetwadi ...	73	60	51	59	61	57	48	72	56	72	72	56	737
Tardeo ...	57	51	46	65	63	48	55	54	51	50	44	44	628
Girgaum ...	56	56	75	61	40	47	43	55	50	63	41	50	637
Chaupati ...	23	20	25	32	21	29	29	20	22	23	17	22	283
Walkeshwar ...	30	26	31	18	22	22	26	31	33	19	32	27	317
Mahalaxmi ...	78	78	94	64	70	65	84	82	81	74	65	89	924
Mazgaon ...	78	57	72	63	63	52	62	70	68	76	76	62	799
Tarwadi ...	67	47	40	44	44	46	53	45	51	48	48	57	590
1st Nagpada ...	15	20	21	20	11	14	20	14	18	21	19	20	213
2nd Nagpada ...	158	124	159	140	140	120	122	154	135	168	178	135	1,733
Kamathipura ...	76	73	72	71	82	78	74	88	63	81	83	92	933
Byculla ...	183	151	154	143	147	119	143	161	142	149	147	174	1,819
Parel ...	160	109	121	110	123	101	124	95	125	148	142	148	1,504
Sewri ...	75	66	86	80	62	84	82	71	59	83	77	68	899
Naigaum ...	79	70	73	87	80	57	81	96	83	80	84	74	944
Matunga ...	35	42	38	35	34	24	36	43	49	33	26	33	428
Sion ...	127	120	123	133	99	106	104	100	102	99	129	151	1,393
Dadar ...	116	140	155	142	150	122	156	141	128	136	143	153	1,682
Mahim ...	81	86	82	62	68	49	77	71	80	68	85	88	897
Parbhadevi ...	119	96	99	100	100	89	111	122	110	105	105	94	1,250
Worli ...	113	128	120	130	110	117	137	121	112	135	86	130	1,439
Chinchpokli ...	103	96	112	73	81	85	86	77	87	94	87	92	1,073
Love Grove ...	4	4	6	4	2	4	3	3	4	3	3	1	41
Harbour, Docks etc.
TOTAL ...	2,434	2,209	2,421	2,307	2,221	2,060	2,302	2,368	2,266	2,393	2,327	2,451	27,759

TABLE
DEATHS BY

Classification Number	1	2	3	4	5	6	7	8	9	10	11	12	13 M	13 F	14	15	16	17	18	19	20	21	22	23
Sections.	Typhoid and Para Typhoid Fever (1-2)	Cerebro-Spinal Fever (6)	Scarlet Fever (8)	Whooping Cough (9)	Diphtheria (10)	Tuberculosis of Respiratory System (13)	Other forms of Tuberculosis (14-22)	Syphilitic disease (30)	Influenza (33)	Measles (35)	Acute Poliomyelitis & Polio Encephalitis (36)	Acute infectious Encephalitis (37)	Cancer of buccal cavity and Oesophagus (45, 46A) male	Cancer of uterus (48)	Cancer of Stomach and duodenum (46B)	Cancer of breast (50)	Cancer of all other sites (45-46A females, 46-b, 47, 49, 51-55)	Diabetes (61)	Intra-Cranial Vascular Lesions (83)	Heart Disease (90-95)	Other diseases of circulatory System (96-103)	Bronchitis (106)	Pneumonia (107-109)	Other Respiratory diseases (104, 105, 110-114)
Upper Colaba ...	1	1	4	1	...	2	2	2	...	17	3	
Middle & Lower Colaba	4	1	1	24	7	1	2	2	...	16	8	14	38	5	2	70	16	
Fort, Southern ...	2	1	4	2	2	1	2	4	1	1	2	1	
Fort, Northern ...	5	4	27	12	1	...	3	...	3	...	3	2	16	3	21	55	11	4	71	16	
Esplanade ...	3	1	63	13	1	3	...	2	4	...	12	...	16	38	8	6	64	14	
Mandvi ...	5	1	19	11	1	3	2	1	...	11	2	10	20	9	2	70	10	
Chukla ...	4	15	4	1	3	1	11	2	4	17	3	...	29	11	
Umarkhadi ...	2	2	48	20	1	...	2	...	4	2	3	2	12	1	13	50	13	4	97	13	
Dongri ...	2	3	20	11	2	1	2	5	2	10	19	2	...	68	12	
Khara Talao	2	28	10	1	1	1	4	1	1	6	3	10	29	3	2	48	9	
Kumbharwada ...	6	22	16	2	1	1	10	1	5	15	5	1	81	38	
Bhuleshwar ...	6	1	3	38	23	1	...	5	3	3	...	11	4	5	42	9	3	82	21	
Market ...	6	3	23	9	1	...	5	1	2	1	24	4	6	35	8	4	54	16	
Dhobi Talao ...	5	1	40	22	1	...	1	...	4	3	4	...	24	8	29	60	14	7	111	25	
Fanaawadi ...	14	2	24	12	1	...	2	...	1	2	16	6	17	50	10	4	56	20
Khetwadi ...	10	2	2	25	26	1	3	...	2	...	6	1	4	2	26	6	22	53	5	2	96	25
Tardeo ...	7	4	21	8	2	...	3	2	12	4	8	46	6	3	96	15	
Girgaum ...	4	4	35	16	1	...	4	...	4	1	1	3	30	10	19	49	7	7	58	28	
Chaupati ...	7	19	9	1	1	5	1	2	12	7	8	38	8	3	18	6	
Walkeshwar ...	6	11	5	1	...	1	1	2	2	15	7	15	45	5	2	20	6	
Mahalakshmi ...	9	1	4	26	21	3	1	4	...	4	9	6	9	25	2	26	89	19	4	100	26	
Mazagaon ...	4	5	26	25	2	1	2	...	10	...	8	32	4	2	260	11	
Tarwadi ...	1	4	20	9	2	...	2	...	1	...	1	1	10	4	7	34	6	2	165	6	
1st Nagpada ...	5	15	4	6	...	4	7	1	...	54	1	
2nd Nagpada ...	6	6	457	35	7	1	1	1	1	2	2	1	18	1	10	70	8	5	121	12	
Kamathipura ...	4	3	39	20	6	...	3	...	3	2	1	1	5	3	5	32	5	4	187	17	
Byculla ...	29	1	17	75	33	6	...	4	2	6	3	5	...	32	8	24	87	9	8	271	26	
Parel ...	13	1	7	89	51	3	...	7	1	15	6	10	5	49	2	22	59	16	7	190	21	
Sewri ...	5	4	13	25	2	...	4	1	1	1	3	1	7	19	2	1	244	12	
Naigaum ...	2	7	37	18	1	1	3	1	1	4	16	3	9	47	8	2	149	13	
Matunga ...	4	2	9	12	1	...	4	3	4	4	17	5	18	51	10	8	35	14	
Sion ...	13	8	36	27	2	...	5	...	2	...	2	1	15	3	18	54	11	9	313	14	
Dadar ...	5	2	34	32	3	...	2	...	3	...	2	...	23	2	17	39	11	6	322	30	
Mahim ...	9	2	27	11	1	4	5	3	5	2	22	3	22	50	9	10	93	28	
Parbhadevi ...	11	8	30	16	2	1	1	...	3	3	1	...	5	3	16	53	8	2	206	30	
Worli ...	20	5	28	27	3	...	2	...	4	3	1	1	13	3	10	32	3	2	255	26	
Chinchpokli ...	8	1	5	22	14	3	...	2	2	2	1	...	2	7	2	10	35	6	2	167	24	
Love Grove Harbour, Docks etc.	1	1	6	...
Total ...	247	1	...	7	123	1511	620	56	7	56	21	3	104	65	78	50	548	124	469	1495	270	132	4,346	616
Classification Number	1	2	3	4	5	6	7	8	9	10	11	12	13 M	13 F	14	15	16	17	18	19	20	21	22	23

SECTIONS AND CAUSES

24	25	26	27	28	29	30	31	32	33	34	35	36													TOTAL			
Ulceration of stomach or duodenum (117)	Diarrhoea (119, 120)	Appendicitis (121)	Other Digestive Diseases (115, 116, 118, 122-129)	Nephritis (130-132)	Purpural and Post abortive Sepsis (140, 147)	Other Maternal Causes (141-146, 148-150)	Premature birth (159)	Congenital malformation, birth injury (157, 158, 160, 161)	Suicide (163, 164)	Road traffic accidents (170-171)	Other Violent Causes (165-169, 172-198)	OTHER DEFINED DISEASES													Still-born.	TOTAL		
												A	B	C	D	E	F	G	H	J	K	L	M					
												Small-pox (34)	Plague (3)	Kala Azar (29)	Malaria (28A)	Ague and Remittent fever (28B)	Relapsing fever (31)	Fever not Defined (200, 2a)	Cholera (9)	Dysentery (27)	Leprosy (23)	Scabies and old age (162)	All other causes					
...	1	...	3	1	5	7	1	4	5	10	60				
1	20	1	16	7	...	3	29	29	...	2	14	2	55	75	55	470				
...	2	...	3	1	1	...	3	3	1	6	3	8	46				
...	34	1	21	4	...	1	41	24	1	2	19	2	41	84	43	536				
1	32	1	29	8	26	29	...	4	32	1	2	1	30	123	57	567			
...	24	2	15	7	8	17	...	2	30	4	...	47	61	43	396			
1	19	1	8	3	10	20	7	2	...	19	49	26	247			
3	27	...	18	6	...	1	40	36	...	7	24	1	1	1	116	167	76	740			
2	16	...	6	2	1	...	21	26	...	6	13	5	...	40	98	51	395			
...	22	...	6	3	...	1	21	20	...	4	16	35	79	30	367			
...	13	...	11	2	19	25	...	3	18	45	106	48	453			
3	31	...	22	5	...	1	18	35	...	9	23	2	77	105	69	599			
2	25	2	21	6	...	1	21	23	...	6	22	1	25	65	49	431			
...	45	...	17	13	...	3	48	28	...	7	45	2	81	133	65	788			
1	19	...	32	9	23	26	...	5	17	1	64	68	35	513			
2	31	...	20	14	36	34	...	3	29	1	1	91	149	69	737			
...	21	...	15	12	2	3	37	40	...	3	22	3	83	144	66	628			
...	30	...	23	7	...	1	27	39	...	2	35	2	1	62	119	69	637			
1	11	1	8	7	...	1	16	17	...	1	12	20	42	27	283			
1	13	...	10	5	19	17	...	5	11	1	33	54	33	317			
...	34	...	33	28	...	2	43	66	1	6	35	1	103	179	90	924			
...	20	1	13	4	1	1	28	60	...	11	34	99	128	94	799			
...	14	...	13	10	...	2	36	34	...	3	23	2	34	138	71	590			
1	5	...	2	13	8	...	3	6	28	48	21	213			
6	47	...	41	9	3	4	51	40	1	49	362	1	14	19	111	207	86	1,733	
...	83	1	16	3	2	1	57	74	...	3	22	6	...	1	133	184	86	933		
2	132	1	51	17	2	4	114	160	1	12	46	2	18	...	232	370	174	1,813	
1	59	...	53	11	1	4	79	100	...	12	99	4	10	1	153	340	177	1,504	
...	37	...	16	4	1	3	45	98	2	7	32	6	...	134	162	111	893
1	46	2	21	7	49	71	1	3	41	1	4	...	138	214	111	944
...	20	...	9	11	...	1	16	20	...	2	13	4	1	41	89	42	428	
1	85	...	31	9	1	1	69	163	...	7	67	10	3	38	105	254	120	1,393	
...	69	...	29	10	1	3	145	188	...	6	61	3	...	1	1	8	1	177	436	145	1,682	
2	37	...	21	7	...	2	72	65	1	10	46	3	...	1	2	...	132	188	93	897	
1	45	...	29	8	3	1	86	149	1	7	35	1	...	1	6	...	175	297	111	1,250	
1	70	1	31	9	1	2	21	139	1	14	70	1	2	...	174	359	193	1,439	
1	43	...	17	6	68	91	...	9	51	5	...	182	280	121	1,073	
...	3	3	3	2	6	15	3	41	
...
35	1285	15	730	275	20	47	1562	2024	10	265	1436	50	...	4	3	4	...	97	...	167	62	3131	5617	2,77	27,759			
24	25	26	27	28	29	30	31	32	33	34	35	A	B	C	D	E	F	G	H	J	K	L	M		Total			

TABLE 23

INFANT MORTALITY—
BOMBAY BORN AND OUT BORN CHILDREN

	Born in Bombay.		Born out of Bombay.	Deaths under 1 year of age.
	Births Registered.			
	Before death.	After death.		
Total	4,478	2,006	768	7,152
Percentage	61.2	28.1	10.7	100.0

TABLE 24

INFANT MORTALITY FROM PRINCIPAL CAUSES FROM (1951-56)

Causes of Death.	1951.	1952.	1953.	1954.	1955	Annual Average 1951 to 1955.		Difference between (a) and (b)
						(a)	(b)	
Poliomyelitis	4	3	7	8	3	5	5	+ 0
Small-pox	44	22	33	160	9	54	7	- 47
Measles	48	14	32	59	14	33	13	- 20
Malarial Fever	4	2	...	1	...	1	...	- 1
Ague and Remittent Fever and Fever not defined.	90	81	88	69	52	76	27	- 49
Diarrhoea and Enteritis	556	614	611	659	736	635	713	+ 78
Dysentery	39	45	51	26	29	38	10	- 28
Infantile Debility & Malformation including Premature Birth.	5,279	4,843	4,439	4,009	3,718	4,458	3,543	- 915
Diseases of the Respiratory system.	2,489	2,549	2,680	2,545	2,232	2,499	1,878	- 621
Convulsions	227	221	172	122	139	196	126	- 70
All Causes	9,746	9,335	9,000	8,534	7,897	8,902	7,152	-1,750

TABLE 25

DEATHS AMONG INFANTS FROM PRINCIPAL CAUSES BY AGE-PERIODS

Age period	Small-pox.	Measles.	Malarial fever.	Ague and Remittent Fever and fever not defined.	Diarrhoea and Enteritis.	Dysentery.	Infantile Debility Malformation and premature birth.	Diseases of Respiratory system.	Convulsions.	Poliomyelitis.	Other causes.	All causes.	Percentage to the total infant deaths.
upto 7 days. ..	1	3	22	...	2,165	76	59	...	118	2,444	34.2
1 to 4 weeks	7	179	...	786	155	15	...	100	1,242	17.4
Total under 4 weeks.	1	10	201	...	2,951	231	74	...	218	3,686	51.6
4 weeks to 6 months.	4	3	...	8	306	5	420	768	28	1	208	1,751	24.5
6 to 12 months	3	9	...	9	206	5	172	879	24	4	404	1,715	23.9
Total	7	13	...	27	713	10	3,543	1,878	126	5	830	7,152	100.0

TABLE 26.

INFANT DEATHS FROM PRINCIPAL CAUSES BY AGE-GROUPS, EXPRESSED AS PERCENTAGES OF THE TOTAL INFANT DEATHS.

Age-Period.	Small-pox.	Measles.	Malarial fever.	Ague and Remittent Fever and fever not defined.	Diar-rhoea and Enteritis.	Dysen-tery.	Infantile Debilit and Malforma-tion, including premature births.	Diseases of the Respira-tory system.	Convul-sions.	Polio-myelitis.	Other causes.	All causes.
Under 7 days.	0.0	0.0	0.0	0.1	0.9	0.0	88.6	13.1	2.4	0.0	4.9	100.0
1 to 4 weeks ...	0.0	0.0	0.0	0.6	14.4	0.0	63.3	12.5	1.2	0.0	8.0	100.0
4 weeks to 6 months.	0.2	0.2	0.0	0.4	17.5	0.3	24.0	43.9	1.6	0.0	11.9	100.0
to 12 months	0.2	0.5	0.0	0.5	12.0	0.3	10.0	51.3	1.4	0.2	23.6	100.0
Total percent-age for all ages upto 1 year.	0.1	0.2	0.0	0.4	10.0	0.1	49.5	26.3	1.8	0.0	11.6	100.0

TABLE 27.

NEONATAL DEATH RATES.

Years	Births.	Neonatal Deaths.	Rate.
1945	53,170	4,931	75.8
1946	53,469	4,094	76.5
1947	50,833	3,599	70.8
1948	54,629	3,970	72.7
1949	58,081	4,390	75.6
1950	60,597	4,460	73.6
1951	65,679	4,626	70.4
1952	66,125	4,417	66.8
1953	62,726	4,055	64.6
1954	63,072	3,953	62.7
1955	66,575	4,054	60.9
1956	64,835	3,686	56.2

TABLE 28

INFANT DEATHS AND OTHER DEATHS.

Age-period.	MONTHS.												Total
	Jan.	Feb.	Mar.	April	May	June	July	Aug.	Sept.	Oct.	Nov.	Dec.	
Under 1 year.	563	518	541	601	548	545	678	697	656	631	567	607	7,152
1 year and upwards.	1,871	1,691	1,880	1,706	1,673	1,515	1,624	1,671	1,610	1,762	1,760	1,844	20,607

TABLE 29

DEATHS AMONG INFANTS BY CAUSES, MONTHS AND AGES.

Causes of Deaths.	Total.	MONTHS.												AGES.			
		Jan.	Feb.	Mar.	April	May	June	July	Aug.	Sept.	Oct.	Nov.	Dec.	Under 1 week.	1 to 4 weeks.	4 weeks to 6 months.	6 to 12 months.
		36 Polio-myelitis ...	5	1	...	1	1	...	2
28a Malaria
28b Ague and Remittent Fever
34 Small-pox ...	7	...	1	1	...	2	1	1	...	1	4	3
35 Measles ...	13	1	3	3	...	2	...	2	2	1	...	3	9
8 Scarlet Fever
9 Whooping Cough ...	2	1	1	1	1
10 Diphtheria ...	24	1	5	3	2	1	...	1	2	3	3	1	2	...	2	3	19
33 Influenza ...	2	2	1	1	...
4 Cholera
27 Dysentery ...	10	2	2	3	2	1	5	5
3 Plague
6 Cerebro-Spinal Fever
13 Tuberculosis of Respiratory system ...	17	1	1	...	3	2	2	3	1	...	1	2	1	...	1	8	8
14-22 Other Tuberculous Diseases ...	95	9	7	14	11	8	2	5	11	5	4	8	11	...	2	20	73
30 Syphilis ...	6	2	1	1	2	...	2	1	2	1
70 Rickets ...	191	17	14	20	13	12	16	20	17	14	18	17	13	2	2	39	148
86 Convulsions ...	126	7	12	7	10	14	10	14	3	12	14	14	9	59	15	28	24
106 Bronchitis ...	22	2	...	1	2	1	1	2	2	1	6	2	2	15	7
107-109 Pneumonia ...	1,835	154	138	161	159	132	142	164	169	174	166	141	135	71	155	748	861
104, 105, 110-114 Other Respiratory Diseases ...	21	1	3	4	3	1	1	3	1	1	1	1	1	5	...	5	11
118-1 Gastritis
119-120 Diarrhoea and Enteritis ...	713	42	44	41	55	58	68	92	77	61	56	54	65	22	179	306	206
157, 158, 160, 161 Congenital Malformation, Injury at Birth ...	1,980	161	147	138	161	153	132	181	193	178	168	159	209	835	578	397	170
159 Premature-Birth ...	1,563	122	107	95	122	115	130	128	166	165	160	126	127	1,330	208	23	2
161a Atelectasis
200a-2 Suffocation Over-Lying
200-2a Fever not defined ...	27	1	3	1	5	1	4	6	1	...	1	3	1	3	7	...	9
Other Causes ...	493	42	33	50	52	45	36	51	51	41	31	33	28	114	91	138	154
Total ...	7,152	563	518	541	601	548	545	678	697	656	631	567	607	2,444	1,242	1,751	1,715

TABLE 30

INFANT MORTALITY BY SECTIONS AND MONTHS

Localities Names of Sections.	MONTHS.												TOTAL.
	Jan.	Feb.	March.	April.	May.	June.	July.	August.	Sept.	Oct.	Nov.	Dec.	
Upper Colaba	1	...	1	2	1	2	2	1	...	6	...	3	19
Middle and Lower Colaba	11	6	9	9	7	10	14	12	15	16	8	5	122
Fort, Southern	1	...	1	1	1	1	...	2	7
Fort, Northern	7	15	14	10	12	16	10	11	8	6	13	6	128
Esplanade	9	6	2	8	4	12	13	20	10	10	3	17	114
Mandvi	6	6	9	9	3	8	7	11	4	8	10	2	83
Chakla	1	5	4	5	3	10	7	6	6	4	4	5	60
Umarkhadi	11	15	10	20	9	17	22	14	21	18	8	15	180
Dongri	10	8	8	12	8	5	11	8	10	10	8	5	103
Khara Talao	7	8	3	9	7	8	11	12	4	3	5	6	88
Kumbharwada	7	7	11	10	17	6	11	12	8	12	1	11	113
Bhuleshwar	10	8	12	7	9	11	9	20	16	14	11	13	140
Market	5	7	9	7	11	8	7	11	10	8	8	6	97
Dhobi Talao	13	11	16	17	17	16	13	10	18	15	7	12	165
Fanaswadi	4	6	7	7	14	9	11	10	4	8	9	8	97
Khetwadi	12	13	9	11	11	11	14	15	13	16	19	13	157
Tardeo	17	15	9	17	12	8	12	17	12	14	7	13	153
Girgaum	9	9	9	10	6	12	6	17	14	16	8	9	125
Chowpati	8	3	4	4	5	5	5	8	3	1	3	5	54
Walkeshwar	4	5	4	4	4	7	14	8	8	2	5	2	67
Mahalakshmi	11	16	18	11	18	9	29	18	16	19	16	15	196
Mazgaon	19	16	21	23	22	18	13	24	23	24	15	17	235
Tarwadi	18	14	10	16	3	9	15	11	22	20	18	18	174
1st Nagpada	4	4	7	4	1	6	5	3	6	2	6	1	49
2nd Nagpada	29	24	16	16	17	12	20	32	19	12	17	12	226
Kamathipura	23	28	24	30	29	27	37	29	22	17	26	31	323
Byculla	48	41	40	43	41	32	37	56	48	56	53	65	560
Parel	26	28	21	29	40	22	38	24	40	43	35	33	379
Sewri	22	14	25	25	19	33	34	23	22	29	20	27	293
Naigaum	20	11	16	35	17	13	24	34	33	25	23	22	273
Matunga	6	6	8	2	3	5	6	11	9	2	7	6	71
Sion	39	37	44	40	26	36	38	37	37	34	48	39	455
Dadar	36	31	48	46	51	45	58	61	48	45	48	52	569
Mahim	21	17	15	12	18	9	23	16	22	15	18	25	211
Parbhadevi	36	22	20	30	31	17	36	35	35	29	29	25	345
Worli	31	34	34	37	34	49	37	35	40	44	26	35	436
Chinchpokli	22	20	21	23	17	20	28	24	27	27	24	26	279
Love Grove	1	1	2	1	...	1	1	1	2	...	1	...	11
Harbour, Docks, etc.
TOTAL	364	517	541	601	548	645	678	697	656	631	567	607	7,152

TABLE 31

DEATHS IN PUERPERAL STATE

No.	Specific Cause of Death.	Number of Deaths.
1	Ante-partum Haemorrhage	...
2	Post-partum Haemorrhage	10
3	Toxaemias (Eclampsia, Hyperemesis, Gravidarum, Acute Yellow Atrophy, Albuminuria)	17
4	Puerperal Sepsis (Septicaemia, Septicaemia, Phlegmiasis, Algodolens, Coli Infection, etc.)	22
5	Embolism	...
6	Shock during or immediately after delivery	12
7	Anaemia of Pregnancy	...
8	Malaria	...
9	Influenza, Pneumonia	...
10	T. B.	...
Complications of Pregnancy		
11	Heart Disease	...
12	Operative Interference	...
13	Ruptured Uterus	...
14	Breast Disease	...
15	Puerperal Insanity	...
16	Other Causes	6
Total		67

TABLE 32
CASES OF NOTIFIABLE DISEASES REPORTED, IN 1956

Sections.	2															
	Cholera.	Small-pox.	Plague.	Enteric Fever.	Diphtheria.	Typhus.	Relapsing Fever.	Kala Azar	Puerperal Fever.	Tuberculosis.	Leprosy.	Influenzal Pneumonia	Cerebro Spinal Meningitis.	Scarlet Fever.	Acute Anterior Poliomyelities.	Total.
Upper Colaba	3	3	11	17
Middle and Lower Colaba	...	3	...	39	35	76	1	...	1	155
Fort, Southern	...	1	...	24	14	132	171
Fort, Northern	...	10	...	104	68	20	1	203
Esplanade	...	2	...	24	24	1	135	4	190
Mandvi	...	2	...	25	28	1	69	1	126
Chakla	17	57	79	153
Umarkhadi	...	2	...	68	158	1	214	9	452
Dongri	...	3	...	26	42	64	2	137
Khara Talao	...	1	...	18	191	48	1	259
Kumbharwada	...	1	...	46	30	60	2	139
Bhuleshwar	...	2	...	32	70	61	3	168
Market	...	2	...	32	25	69	1	129
Dhobi Talao	...	2	...	77	73	143	1	296
Fanaswadi	...	2	...	54	23	79	2	160
Khetwadi	...	5	...	37	50	81	2	175
Tardeo	...	8	...	31	61	1	48	...	1	1	151
Girgaum	...	1	...	62	57	52	2	174
Chowpati	16	42	20	1	79
Walkeshwar	...	2	...	19	12	13	46
Mahalakshmi	57	129	72	3	261
Mazagon	...	6	...	34	48	75	3	166
Tarwadi	...	9	...	48	48	70	1	176
1st Nagpada	...	4	...	36	44	17	2	103
2nd Nagpada	...	1	...	33	54	1	76	15	181
Kamathipura	...	18	...	31	45	97	3	194
Byculla	...	21	...	306	446	1	214	11	999
Parel	...	7	...	108	197	59	1	372
Sewri	...	2	...	49	31	43	2	127
Naigaum	...	4	...	46	137	66	2	255
Matunga	...	4	...	34	74	20	2	134
Sion	...	39	...	65	61	21	1	187
Dadar	...	14	...	75	131	1	49	5	275
Mahim	...	14	...	48	160	1	51	6	280
Prabhadevi	...	1	...	89	85	2	54	4	235
Worli	...	2	...	166	62	67	2	299
Chinchpokli	...	2	...	115	79	73	4	273
Love Grove	...	1	...	3	2	6	12
Harbour, Docks, etc.
Total	...	198	...	2,097	2,896	8	2	2,604	...	2	1	...	101	7,909
Average of the last 5 years (1951 to 1955)	16	827	1	1,693	1,545	45	1	3,430	14	...	8	...	97	7,677

TABLE 33

RAT DESTRUCTION WORK.

Months.	No. of rats sent to the Haffkine Institute.	No. of rats examined.	
		Alive.	Dead.
January	76,001	..	6
February	88,102	..	1
March	81,769	..	2
April	79,963
May	78,110	..	2
June	82,850	1000	3
July	85,867	3798	2
August	85,278	3279	3
September	82,192	3083	3
October	91,077	3338	..
November	85,781	3271	..
December	92,995	3472	5
Total	10,09,985	21,241	27

No rat was found plague infected.

TABLE 34
SMALL-POX ATTACKS AND DEATHS (1934 TO 1956).

Year	Jan.	Feb.	Mar.	April	May	June	July	Aug.	Sept.	Oct.	Nov.	Dec.	Total	Death rate	Fatality rate	REMARKS.	
1934	A.	43	48	51	42	29	10	6	5	13	9	5	22	283	0.1	53.7	Sporadic.
	D.	16	22	28	29	13	8	3	4	7	5	3	14	152			
1935	A.	127	221	412	465	300	195	112	55	25	12	19	34	1,977	1.1	63.1	Epidemic from 2-2-1935 to 6-7-35, 5 months and 4 days.
	D.	71	118	263	278	203	140	70	40	15	6	11	24	1,148			
1936	A.	110	238	308	336	194	101	58	28	17	11	3	7	1,411	0.8	64.2	Epidemic from 22-2-36 to 6-6-36 3 months and 16 days.
	D.	64	139	190	228	131	71	35	21	14	5	3	4	906			
1937	A.	29	50	80	152	133	115	90	46	54	34	89	325	1,197	0.6	57.5	Epidemic from 19-12-37 to 14-5-38 4 months and 26 days.
	D.	16	30	62	79	90	81	59	32	24	20	39	156	688			
1938	A.	678	965	903	403	167	53	36	13	8	5	...	2	3,233	1.6	57.6	Epidemic from 19-12-37 to 14-5-38 4 months and 26 days.
	D.	356	549	509	248	116	38	30	12	2	1	...	1	1,862			
1939	A.	15	20	60	50	48	44	40	29	7	6	12	37	368	0.2	54.6	Sporadic.
	D.	9	15	25	19	25	26	29	19	1	5	8	20	201			
1940	A.	115	184	235	390	276	172	95	29	22	32	65	115	1,730	0.7	48.2	Epidemic from 31-3-1940 to 15-6-40 2 months and 16 days.
	D.	43	78	106	182	143	103	61	17	10	18	19	54	834			
1941	A.	345	646	581	308	199	108	30	30	14	15	4	35	2,325	0.8	55.6	Epidemic from 19-1-41 to 17-4-41 3 months and 19 days.
	D.	171	317	323	189	140	64	25	24	8	7	10	18	1,293			
1942	A.	166	257	603	338	57	14	6	3	...	3	2	5	1,454	0.4	40.6	Epidemic from 8-3-42 to 18-4-42 1 month and 11 days.
	D.	70	141	220	116	33	4	2	2	3	591			
1943	A.	28	71	200	169	152	106	90	71	88	70	76	197	1,318	0.3	39.4	Sporadic.
	D.	10	26	73	56	78	48	31	32	42	35	25	63	519			
1944	A.	625	1,032	1,194	577	187	62	36	13	3	3	6	6	3,741	0.9	37.1	Epidemic from 15-1-44 to 29-4-44 3 months and 15 days.
	D.	202	411	421	188	103	33	24	3	2	4	1,391			
1945	A.	14	22	58	83	67	60	44	34	31	31	36	123	603	0.1	38.9	Sporadic.
	D.	7	4	11	27	26	33	15	17	9	15	12	50	235			
1946	A.	256	556	762	621	174	44	10	1	3	...	3	1	2,431	0.6	35.2	Sporadic.
	D.	124	256	225	193	36	22	2	858			
1947	A.	6	2	2	5	8	6	7	5	5	4	6	6	62	0.0	29.0	Sporadic.
	D.	1	1	1	...	2	2	2	1	4	4	18			
1948	A.	20	43	108	161	82	44	32	14	16	10	9	19	558	0.1	29.0	Sporadic.
	D.	7	10	35	35	22	13	15	9	6	4	...	6	162			
1949	A.	52	229	481	621	203	45	36	19	6	9	19	44	1,764	0.4	31.9	Sporadic.
	D.	16	68	184	155	65	31	18	4	2	2	7	11	563			
1950	A.	78	145	207	113	78	51	26	19	10	9	17	63	816	0.1	28.3	Sporadic.
	D.	21	26	55	42	32	19	7	4	1	1	4	19	231			
1951	A.	97	218	313	231	122	48	20	6	4	6	8	10	1,083	0.1	30.0	Sporadic.
	D.	28	55	84	71	38	19	9	4	1	1	2	2	314			
1952	A.	13	46	96	88	58	25	12	3	7	6	6	18	378	0.0	31.7	Sporadic.
	D.	3	11	24	33	21	9	4	2	2	...	1	10	120			
1953	A.	39	58	130	117	90	87	62	31	11	13	15	40	693	0.0	27.3	Sporadic.
	D.	13	15	37	28	25	28	16	4	4	2	5	12	189			
1954	A.	130	210	684	499	138	73	26	10	12	3	9	22	1,816	0.3	34.3	Epidemic from 14-3-1954 to 1-5-1954, 1 month and 18 days.
	D.	43	123	211	140	53	28	10	1	1	3	3	7	623			
1955	A.	31	30	27	16	14	19	12	5	2	2	5	3	166	0.0	26.5	Sporadic.
	D.	10	...	7	6	5	4	5	3	2	2	44			
1956	A.	7	25	24	17	40	33	15	8	10	...	3	16	198	10.2	25.3	Sporadic.
	D.	5	3	9	5	13	3	5	1	2	4	50			

TABLE 35.
CASES OF ENTERIC FEVER REPORTED IN 1956.

Disease.	MONTHS.												Total.
	Jan.	Feb.	Mar.	April.	May.	June.	July.	Aug.	Sept.	Oct.	Nov.	Dec.	
Enteric Fever	96	89	108	118	239	129	199	270	232	254	194	169	2,097

TABLE 36
PARTICULARS RELATING TO ENTERIC FEVER SINCE (1942-1956.)

	1942	1943	1944	1945	1946	1947	1948	1949	1950	1951	1952	1953	1954	1955	1956
Attacks ...	1,018	1,562	1,008	1,329	988	1,664	3,156	3,426	1,338	1,009	1,736	1,567	2,215	1,937	2,097
Deaths ...	375	567	459	616	513	686	1,038	1,128	403	262	428	323	232	211	247
Fatality rate ...	36.8	36.3	45.5	46.3	51.9	41.2	32.8	32.8	30.1	26.0	27.3	18.6	10.5	10.9	11.8
Death-rate ...	0.2	0.4	0.3	0.4	0.3	0.5	0.7	0.7	0.2	0.1	0.2	0.1	0.1	0.1	0.1
Hospitalisation	841	1,348	927	1,306	911	1,568	2,971	3,132	1,227	899	956	1,283	2,103	1,881	2,005
Cases notified by medical practitioners.	126	214	148	233	77	196	185	385	906	110	611	453	43	56	42
Inoculations ...	14,470	62,891	84,927	27,879	2,27,296	1,92,304	3,75,991	5,55,717	2,33,155	2,26,890	3,11,859	2,39,333	2,23,903	2,20,319	1,74,327
Attack-rate ...	0.7	1.0	0.7	0.9	0.7	1.1	2.1	2.3	0.6	0.4	0.7	0.7	0.9	0.8	0.9

Table 37

COMPARATIVE TABLE OF DEATHS FROM SOME OF THE PRINCIPAL CAUSES AND BIRTHS

Year	Births (excluding still-births).		Total Deaths.		Plague.		Small-pox.		Measles.		Cholera.		Influenza.		Enteric Fever.		Malaria.		Ague and Remittent Fever.		Tuberculosis.		Diarrhoea, Enteritis and Dysentery.		Respiratory Diseases.		Maternal Deaths.		Deaths under 1 year.		Deaths of Children (1 to 5 years.)		Still-born.
	No. Registered.	Rate per 1,000.	No. Registered.	Rate per 1,000.	No. Registered.	Rate per 1,000.	No. Registered.	Rate per 1,000.	No. Registered.	Rate per 1,000.	No. Registered.	Rate per 1,000.	No. Registered.	Rate per 1,000.	No. Registered.	Rate per 1,000.	No. Registered.	Rate per 1,000.	No. Registered.	Rate per 1,000.	No. Registered.	Rate per 1,000.	No. Registered.	Rate per 1,000.	No. Registered.	Rate per 1,000.	No. Registered.	Rate per 1,000.	No. Registered.	Rate per 1,000.	No. Registered.	Percentage to total deaths.	
6 ...	53,469	35.9	41,264	27.7	4	0.0	858	0.6	625	0.4	2	0.0	14	0.0	513	0.3	94	0.1	1,048	0.7	1,914	1.3	1,411	0.9	13,346	9.0	148	2.7	10,446	195.4	7,111	17.2	3,097
7 ...	50,833	34.1	37,619	25.2	4	0.0	18	0.0	39	0.0	29	0.0	13	0.0	686	0.5	92	0.06	731	0.5	2,125	1.4	1,749	1.2	10,632	7.1	106	2.1	8,471	166.6	6,644	17.7	2,934
8 ...	54,629	36.7	37,765	25.3	12	0.0	162	0.1	88	0.0	8	0.0	5	0.0	1,038	0.7	118	0.1	500	0.3	2,157	1.4	1,488	1.0	9,958	6.7	91	1.6	9,052	165.7	6,590	17.4	3,164
9 ...	58,081	39.0	39,935	26.8	2	0.0	563	0.4	182	0.1	1	0.0	4	0.0	1,128	0.8	89	0.1	384	0.2	2,328	1.5	1,617	1.1	10,728	7.2	171	2.9	10,120	174.2	6,945	12.0	3,324
0 ...	60,597	26.0	34,285	14.7	1	0.0	231	0.2	103	0.0	39	0.0	4	0.0	403	0.2	83	0.0	112	0.0	2,346	1.6	1,143	0.5	9,206	3.9	106	1.7	9,191	151.6	5,744	16.8	3,437
1 ...	65,679	28.2	33,841	14.5	...	0.0	314	0.1	96	0.0	1	0.0	6	0.0	262	0.1	59	0.0	36	0.0	2,525	1.1	1,156	0.5	8,788	3.8	89	1.3	9,746	148.4	5,646	16.7	3,268
2 ...	66,125	28.4	34,337	14.8	2	0.0	120	0.0	63	0.0	6	0.0	2	0.0	428	0.2	42	0.0	18	0.0	2,595	1.1	1,345	0.6	8,034	3.4	88	1.3	9,335	141.2	6,043	17.6	3,151
3 ...	62,726	26.9	33,927	14.6	...	0.0	189	0.1	88	0.0	22	0.0	8	0.0	323	0.1	17	0.0	3	0.0	2,427	1.0	1,524	0.6	7,768	3.3	82	1.3	9,000	143.5	5,926	17.5	2,164
4 ...	63,072	27.1	32,008	13.7	...	0.0	623	0.3	180	0.1	...	0.0	4	0.0	232	0.1	16	0.0	12	0.0	2,184	0.9	1,601	0.7	7,063	3.0	68	1.1	8,534	135.3	5,766	18.0	2,963
5 ...	66,575	28.6	28,108	12.1	...	0.0	44	0.0	60	0.0	...	0.0	3	0.0	211	0.1	6	0.0	8	0.0	1,934	0.8	1,423	0.6	5,418	2.3	67	1.0	7,897	118.6	4,117	14.6	2,921
Age 5-55	58,179	30.5	35,309	18.5	3	0.0	312	0.2	152	0.1	11	0.0	6	0.0	522	0.3	62	0.0	285	0.1	2,254	1.2	1,446	0.8	9,094	4.8	102	1.8	9,179	157.8	6,053	17.1	3,042
Age 15-55	64,835	27.8	32,446	13.9	...	0.0	258	0.1	97	0.0	6	0.0	5	0.0	291	0.1	28	0.0	15	0.0	2,333	1.0	1,410	0.6	7,413	3.2	7,9	1.2	8,902	137.3	5,500	16.9	2,893
...	61,835	27.8	27,759	11.9	...	0.0	50	0.0	56	0.0	...	0.0	7	0.0	247	0.1	3	0.0	4	0.0	2,132	0.9	1,452	0.6	5,094	2.2	67	0.99	7,152	110.3	3,721	13.4	2,778

TABLE 38

DIPHThERIA CASES

Disease	Jan.	Feb.	Mar.	Apr.	May.	June	July.	Aug.	Sept.	Oct.	Nov.	Dec.	Total.
Diphtheria	275	318	284	202	181	192	271	280	220	208	202	263	2,896

TABLE 39

TUBERCULOSIS—DEATH-RATES.

Period.	Annual Death-rates.		
	Pulmonary.	Other forms.	All forms.
1946-1955 (Average)	0.9	0.3	1.2
1951-1955 (Average)	0.7	0.3	1.0
1952	0.8	0.3	1.1
1953	0.7	0.3	1.0
1954	0.6	0.3	0.9
1955	0.6	0.2	0.8
1956	0.6	0.3	0.9

TABLE 40

TUBERCULOSIS DEATHS BY SEX

Year.	Deaths from Pulmonary T. B.	Deaths from T. B. (other forms).	Total No. of deaths.	Males.	Females.
1955	1,325	609	1,934	1,230	704
1956	1,512	620	2,132	1,397	735

TABLE 41

MUNICIPAL VENEREAL DISEASE PROPHYLACTIC CENTRES.

Location.	Attendance.
(1) Anti-Venereal Clinic, 254, Bellasis Road.	17,209
(2) Municipal dispensary, 55, Rajwadkar Street.	93
(3) Municipal Dispensary, 259, Sardar Vallabhbai Patel Road.	745
(4) Municipal Dispensary, 264, Charni Road.	854
(5) Municipal Dispensary, 143, Foras Road, tram junction.	2,135
(6) Municipal dispensary, Dharavi.	272
(7) Municipal dispensary, 213, Delisle Road, Lower Parel.	642
(8) Municipal dispensary, 45, B. D. D. chawl, Worli.	529
Total ...	22,479

TABLE 45

DAILY AVERAGE ATTENDANCE AT THE V. D. CLINIC IN 1956.

New Patients	Males ...	56.9	Total	70.6	Total for Dia- gnosis and Treatment.	Total Daily At- tendance.
	Females...	13.7				
Old patients	Males ...	475.5	Total	658.6	729.2	776.2
	Females...	183.1				
Prophylaxis	Day ...	14.3	Total	47.0	Total for Pro- phylaxis.	47.0
	Night ...	32.7				
		1952	1953	1954	1955	1956
		604.1	618.9	625.2	661.0	776.2

TABLE 46

CLASSIFICATION OF THE VENEREAL CASES TREATED DURING 1956 AT THE V. D. CLINIC.

	Males.	Females.	Total
I. SYPHILIS			
(1) "Primary"	2,820	369	3,189
(2) "Secondary"	2,270	401	2,671
(3) "Late"	792	844	1,636
(4) "Congenital"	...	56	56
Total	5,882	1,670	7,552
II. GONORRHOEA			
(1) Acute and Sub-Acute	2,555	430	2,985
(2) Chronic	2,473	255	2,728
Total	5,028	685	5,713
III Non-Syphilitic Sores	4,969	120	5,089
GRAND TOTAL	15,879	2,475	18,354

TABLE 47

LEPROSY

(1) No. of new cases treated at the Home during the year 1956	2,689
(2) No. of patients ceased attending but persuaded to resume treatment	145
(3) No. of contacts examined at the homes of patients	1,268
(4) No. of contacts brought to the Clinic for examination	321
(5) No. of leprosy cases discovered by examination of contacts	75
(6) No. of first visits to the homes of patients	675
(7) No. of subsequent visits	3,835
(8) No. of talks on leprosy given	423
(9) No. of homes where isolation was secured	3
(10) No. of dropped cases visited	615
(11) No. of cases detected during rounds	18
(12) Daily average attendance at the Clinic during the year	248.4
(13) No. of Health Visitors working at the Home during the year	12
(14) No. of Health Visitors appointed by the Municipality	6

TABLE 48.

WORK DONE AT THE 5 LEPROSY CLINICS STARTED UNDER THE GREATER BOMBAY LEPROSY CONTROL SCHEME FROM 1-1-1956 TO 31-12-1956.

(1) No. of patients registered	...	741 New and 590 old cases of the Acworth Lep- rosy Home.
(2) No. of individual attending the clinics	...	1,331
(3) Work done by the Health Visitors :—		
(a) No. of dropped cases visited	...	1,573
(b) No. of cases in (a) above who have resumed treatment	...	260
(c) No. of first visits to the homes of the patients	...	1,106
(d) No. of subsequent visits to the homes of the patients	...	3,152
(e) No. of contacts examined at the homes	...	2,391
(f) No. of leprosy cases detected at the homes	...	151
(g) No. of contacts brought to the clinic for examinations	...	290
(h) No. of leprosy cases detected by examination of contacts at the clinics	...	32

TABLE 49

LARVICIDES USED

Name of the Article.	Quantity.	Cost.
Malariaol "B"	15,421 gallons	Rs. a. p. 16,384 13 0
D.D.T. Emulsion 25% Concentrate.	2,719 do.	18,532 03 0
B.H.C. Emulsion 10% G.I. Concentrate.	620 do.	8,924 09 0

1 gallon of D.D.T. or B.H.C. Emulsions 25% is capable of being increased to 25 to 40 gallons by adding water.

TABLE 50

WELLS, CISTERNS, ETC. FOUND BREEDING ANOPHELES MOSQUITOES.

Nature of Breeding place.	Month												Total.
	Jan.	Feb.	Mar.	April	May.	June.	July.	Aug.	Sept.	Oct.	Nov.	Dec.	
Open wells
Masonry tanks, barrels, tins, Cisterns
Gully-traps and Storm Water Entrances
Roof gutters.
Odd-receptacles
Pools, low-lying lands, cellars, etc.	1	2	3
Reservoirs
Fountains	1	1
Others
Total	2	2	4

TABLE 51

WELLS, CISTERNS, ETC. BY WARDS FOUND BREEDING ANOPHELES.

Breeding noticed in.	Wards							Total.
	A	B	C	D	E	F	G	
Open wells
Cisterns, Barrels, Tins, & roof gutters
Masonry tanks
Storm Water Entrances & Gully-traps
Odd receptacles
Pools, low-lyings lands etc.	3	...	3
Reservoirs
Fountains	1	1
Others
Total	1	3	...	4

TABLE 52

SPLEEN EXAMINATION OF THE MUNICIPAL SCHOOL CHILDREN.

Ward	No. of pupils examined	No. of pupils found with enlarged spleen.	Percentage.
A	1,313
B	4,051	6	0.14
C	11,873	15	0.12
D	3,824	1	0.02
E	3,804	2	0.05
F	9,804	29	0.29
G	7,739	6	0.07
Total	42,408	59	0.14

TABLE 53

Cases of Malaria treated at the Municipal Dispensaries.

Jan.	Feb.	March.	April.	May.	June.	July.	Aug.	Sept.	Oct.	Nov.	Dec.	Total.
...	2	2

TABLE 54

WELLS AND THEIR CONDITION ON 1ST JANUARY 1956.

Ward.	Total No. of wells.	No. of wells open or partially open.			No. of wells hermetically concrete covered with or without pump.		
		Open.	T. D.	Total	With pump.	Without pump.	Total
A ...	360	24	4	28	26	306	332
B ...	193	11	7	18	13	62	75
C ...	664	63	83	146	176	342	518
D ...	433	23	67	90	86	257	343
E ...	150	12	7	19	44	87	131
F ...	133	41	9	50	34	49	83
G ...	250	97	8	105	65	80	145
F Mills	8	1	...	1	1	6	7
G Mills	28	4	24	28
Total ...	2,119	272	185	457	449	1,213	1,662

TABLE 55

TREATMENT OF STORM WATER ENTRANCES

Ward.					No. of Storm water entrances.	No. of occasions they were treated.
A	3,875	1,47,250
B	2,539	1,22,028
C	1,990	1,03,480
D	2,207	87,963
E	5,350	1,53,634
F	5,409	1,79,597
G	3,742	1,60,906
Total					25,112	9,54,858

TABLE 56
TIFA FOGGING WORK.

Month	Tifa work done Hrs.	PETROL.		INSECTICIDE USED.		No. of houses fogged.	No. of lanes by-lanes and roads fogged.
		Tifa gallons.	Truck gallons.	Gallons.	Name of the insecticide.		
January	123	16	49	77	Tifa. Solution.	1115	39
February	87	25	55	43	Do.	743	45
March	51	14	40	27	Do.	547	35
April	105	22	45	116	Do.	1498	84
May	148	24	51	113	Do.	1346	24
June	136	20	30	112½	Do.	1052	15
July	73	14	20	56	Do.	986	10
August	67	14	26	51	Do.	958	25
September	101	18	36	84½	Do.	1264	36
October	154	26	46	116	Do.	1313	27
November	162	24	37	126	Do.	1370	38
December	177	28	42	130½	Do.	1542	29

TABLE 57

INFECTIOUS DISEASES, DISINFECTIONS.

Diseases	Cases. Notified	Cases removed to Hospitals.	Houses vacated.	Rooms disinfected.	Articles sterilized.
1 Plague
2 Small-pox	198	5	...	177	180
3 Measles	162	3
4 Chicken-pox	..	6	...	355	42
5 Typhoid fever	2,097	2,166	72
6 Influenzal pneumonia	2
7 Cholera
8 Diarrhoea & Vomiting	312	324
9 Mumps	150	...
10 Leprosy
11 Tuberculosis	2,604	1,960	435
12 Cerebro-Spinal fever	1	2	..
13 Dead Rats	1	...
14 Poliomyelitis	101	100	70
15 Malaria
16 Diphtheria	2,896	2,569	112
17 Puerperal Fever	2
18 Typhus	8	13	...
19 Whooping Cough	32	...
20 Other Causes	1,074	102
Total	7,909	11	...	9,073	1,340

TABLE 58
DISINFECTION WORK.

Name of Disinfectant.	QUANTITIES OF DISINFECTANTS USED.			COST OF DISINFECTANTS USED.									
	For dwellings and rooms.	For other places such as houses, gullies, drains, privies, etc.	Total.	For dwellings and rooms.	For other places such as houses, gullies, drains, privies, etc.	Total.							
	Rs.	a.	p.	Rs.	a.	p.							
(1) Phenol	...	Drums.	1	4	5	6	...	4	5	6
(2) Formaline	...	Lbs.	104	104	72	12	6	...	72	12	6
(3) Lysolol	...	Drums.	12	12	22	4	0	...	22	4	0
(4) Disinfectant Fluid	...	Gallons.	126½	126½	42	13	0	...	42	13	0
(5) Kerosene	...	Tins	187	...	375	562	108	9	3	2265	10	0	3,346
(6) D. D. T. Technical	...	Lbs.	11,221	11,221	22,759	12	0	22,759
(7) D. D. T. 5% Solution	...	Gallons.	1,209	1,209	5,667	3	0	5,667
(8) Malarol B	...	Gallons.	15,421	15,421	16,384	13	0	16,384
(9) D. D. T. 25% Emulsion	...	Gallons.	2,719	2,719	18,532	3	0	18,532
(10) B. H. C. 50% W. D. Powder	...	Tons.	31	31	20,482	1	0	20,482
(11) B. H. C. 10% Emulsion	...	Gallons.	620	620	8,924	9	0	8,924
(12) Pesterine	...	Gallons.	50	50	32	0	0	32
(13) Sal Hycol	...	Gallons.	1,379½	1,379½	4,569	0	0	4,569
(14) Hydrochloric Acid	...	Lbs.	1,301	1,301	305	0	0	305
(15) Tropical Chloride of Lime	...	Cwts.	1,108½	1,108½	25,218	0	0	25,218
(16) Izol Powder	...	Bag.	599	599	8,135	0	0	8,135
Total	1,800	12	3	1,33,275	3	0	1,35,075

TABLE 59.

MATERNITY AND CHILD WELFARE WORK.

(1) Number of confinements attended to at homes by the Health Visitors of the District...	3
(2) Visits by the Health Visitors:—	
Ante-natal	3,774
Natal	1,624
Post-natal	12,594
Infants and Pre-school-age Children	18,670
Others	1,076
(3) Number of cases visited by the Medical Officers	2,479
(4) Number of cases registered in the Clinics:—	
Ante-natal	29,032
Natal	137
Post-natal	6,381
Infant	7,000
Pre-school	2,634
Others	713
(5) Total number of confinements in the Maternity Homes	9,034
(6) Number of cases not registered at the Ante-natal Clinics but confined in the maternity homes.	352
(7) Number of cases admitted	10,794
(8) Number of beds	129
(9) Total number of patients whose blood was taken for Kahn-test	980
(10) Total number of patients to whom aid was given	266
(11) Total number of visits by the Health Visitors for family planning clinics	9,161
(12) Total attendance at the family planning clinics:—	
New	1,936
Old	6,006
(13) Total number of women given appliances free	5,622
(14) Total number of new-born babies B.C.G. Vaccinated	5,273
(15) Total number of women given milk under Milk distribution scheme	1,894
(16) Number of children (infants and pre-school-age) immunized against Diphtheria:—	
First doze	2,341
Second doze	1,345
(17) No. of cases sent to Nair Hospital for post-Mortem	2

TABLE 59

TABLE 60

Attendance at the Municipal General Dispensaries and Mobile Unit in the City during 1956.

Description of diseases	January.	February.	March.	April.	May.	June.	July.	August.	September.	October.	November.	December.	Total.
Measles	4	6	2	...	4	...	8	...	4	1	...	2	31
Whooping Cough	30	26	8	5	28	10	33	28	28	23	11	3	233
Dengue	...	1	1
Influenza	10	3	28	11	12	21	30	19	13	9	12	10	178
Dysentery	826	872	1,134	739	1,048	1,068	1,354	1,380	1,210	1,178	1,120	953	12,882
Diarrhoea	2,253	2,319	2,771	2,277	2,592	3,105	3,494	3,209	2,844	3,646	3,970	3,573	36,053
Malarial Fever	2	2
Flarial infection
Fever not defined	1,275	4,284	7,138	4,594	4,597	5,069	5,511	6,155	6,142	66,71	5,580	5,154	65,170
Bronchitis and Asthma	1,001	702	1,139	856	937	816	873	1,011	1,197	1,194	1,071	987	11,780
Pneumonia	102	122	121	42	113	134	184	177	116	121	83	76	1,391
Diseases of the teeth	1,052	984	1,114	987	1,097	1,113	1,150	1,075	1,020	1,176	941	1,024	12,733
Ophthalmia	985	1,167	1,379	1,102	1,310	1,334	1,224	1,199	1,155	1,333	1,020	1,062	14,270
Corneal Ulcer	3	18	23	15	40	30	21	30	28	23	15	17	263
Ringworm	600	605	677	417	637	700	753	750	683	719	650	598	7,789
Scabies	835	1,032	984	777	963	1,101	1,056	1,159	1,040	1,205	1,025	1,097	12,274
Round Worms	767	754	982	696	752	832	871	913	848	1,193	1,046	931	10,590
All other diseases and injuries	13,479	14,536	18,650	14,613	13,924	16,091	16,750	190,75	18,056	20,473	17,541	16,726	1,99,914
Total new cases	26,222	27,451	36,146	27,131	2,8061	31,424	33,312	36,180	34,384	38,965	34,085	32,213	3,85,554
Total Attendance	1,34,190	1,52,141	1,81,016	1,30,634	1,32,892	1,54,499	1,67,401	1,77,220	1,75,326	2,03,570	1,72,613	1,77,079	19,58,581

TABLE 61

ATTENDANCE AT THE MUNICIPAL EYE DISPENSARY AND HOSPITAL

Year.	New patients.	Old patients.	Total.
1947	5,960	37,229	43,189
1948	9,929	62,402	72,331
1949	10,266	63,194	73,460
1950	9,760	63,456	73,216
1951	10,916	72,434	83,350
1952	11,704	72,726	84,430
1953	12,128	75,205	87,333
1954	11,583	71,530	83,113
1955	12,542	75,334	87,876
1956	11,675	75,281	86,956

TABLE 62

POOR BOX CHARITY FUND.

STATEMENT OF ACCOUNT FOR THE YEAR 1956-57.

Receipts.	Amount.	Disbursements.	Amount.
	Rs. as. ps.		Rs. as. ps.
To Balance in hand on 31-3-1956—		By Supply of costly medicines, injections, etc., to poor patients.	10,395 7 6
To Balance with the Central Bank of India, Ltd.	9,291 13 10	By Blood Transfusion charges	2,910 0 0
To Collection from outdoor and Ward box ...	19,329 7 9	By Specta to patients	140 4 10
To Donations	925 4 0	By Establishment charges	871 0 0
To Interest allowed by the Bank on current account	18 3 0	By Miscellaneous expenses	2,490 4 6
To Collection on account of medical certificates...	1,922 0 0	By Cash in Central Bank of India, Ltd., on 31-3-1957.	18,239 3 7
To Contribution towards blood transfusion ...	35 0 0		
To Miscellaneous receipts	66 9 0		
To Amount accrued on securities by way of interest from time to time.	3,457 14 0		
Total ...	35,016 3 7	Total ...	35,046 3 7

BALANCE SHEET AS ON 31ST MARCH 1957.

Liabilities.	Rs. as. ps.	Assets.	Rs. as. ps.
Fund Account Balance as on 31-3-1956 ...	8,808 10 10	Cash in hand on 31st March 1957	Nil.
Fund Account Balance with the Arthur Road Hospital	150 0 0	Balance with the Central Bank of India, Ltd.	18,239 3 7
Fund Account Balance with the Haffkine Institute	10 0 0	Balance Account—	
<i>Deposit Account—</i>		(1) Medical Superintendent, Arthur Road Hospital	Rs. 150
Nurses Welfare Fund, Arthur Road Hospital ...	377 0 0	(2) Director, Haffkine Institute	10
Servants' Welfare Fund	106 3 0		160
			160 0 0
Government Securities (of the face value of Rs. 1,02,800)	1,02,327 10 4	Investment (At cost)—	
<i>Add:</i>		(1) Government Securities at cost of the face value of Rs. 67,300.	67,476 6 4
Excess over expenditure during 1956-57 ...	8,947 5 9	(2) 4 per cent. Bombay Municipal Debentures of 1952-64 of the face value of Rs. 25,500.	24,926 4 0
		(3) 4 per cent. Bombay Municipal Debentures of 1963 (of the face value of Rs. 10,000).	9,925 0 0
Total	1,20,726 13 11	Total ...	1,20,726 13 11

TABLE 63

PROGRESS OF THE IMPLEMENTATION OF MESSRS. IBCON'S RECOMMENDATION.

Department.	Reference Period.	Actual Staff.	Standard Staff.	Percentage Reduction or Index.
Malaria and Insecticide	... Reference January 1956 to December 1956	493 372	293 299	59.4 80.3
Vaccination	... Reference January 1956 to December 1956	123 103	80 80	65 77.6
Sanitation	... Reference January 1956 to December 1956	747 496	357 357	47.3 71.9
Head Office	... Reference January 1956 to December 1956	104 90	73 73	70.1 81.1
Total	... Reference January 1956 to December 1956	1,467 1,051	803 809	54.7 76.2

TABLE 64

Admission, deaths and average number of patients during the year 1956, at the City Fever Hospitals, Arthur Road.

Months.	Small-pox.	Chicken-pox.	Measles.	Mumps.	Diphtheria.	C. S. Fever.	Influenza.	Whooping Cough.	Enteric Fever.	B.-Dysentery.	A.-Dysentery.	Cholera.	Plague.	Erysipelas.	Anterior Poliomyelitis.	Typhus Fever.	Infective Hepatitis.	Other Diseases.	Total.	Discharged.	Deaths.	Daily Average No. of Patients.
January	15	148	89	21	304	5	80	7	1	362	1,032	1,000	32	411
February	21	249	65	68	325	...	3	9	114	2	1	...	1	...	426	1,278	1,236	42	445
March	19	291	52	55	331	...	2	7	115	2	...	9	573	1,456	1,406	50	466
April	34	168	38	47	216	4	223	4	1	1	6	398	1,140	1,085	55	396
May	33	38	27	42	195	...	4	1	200	1	3	...	16	428	988	945	43	423
June	34	19	28	23	250	7	155	4	12	...	15	442	989	955	34	414
July	13	14	3	23	371	...	2	18	293	1	1	28	...	26	529	1,322	1,269	53	496
August	28	13	6	11	296	...	4	17	338	6	...	41	592	1,332	1,292	40	579
September	9	28	16	13	230	...	9	5	250	1	7	...	39	521	1,128	1,085	43	487
October	6	19	20	15	252	...	1	12	262	1	2	1	63	650	1,304	1,245	59	471
November	11	15	10	14	281	...	2	5	249	1	2	4	15	536	1,145	1,114	31	435
December	24	45	15	13	367	...	1	3	213	3	1	2	28	602	1,317	1,270	47	516
Grand Total	227	1,047	369	345	3,418	...	28	87	2,492	25	2	1	64	9	258	6,059	14,431	13,902	529	462

Note: The highest number of admissions on a single day was 69 on 9-3-1956.

TABLE 65

Admissions from 1953 to 1956 at the City Fever Hospitals.

Year.	Small-pox.	Chicken-pox.	Measles.	Mumps.	Diphtheria.	C.S. Fever.	Influenza.	Whooping Cough.	Erysipelas.	Enteric Fever.	B. Dysentery.	A. Dysentery.	Cholera.	Plague.	Typhus Fever.	Anterior Polio-myelitis.	Infective Hepatitis.	Other diseases.	Total.	Deaths.	Discharged.	Daily Average No. of patients.
1953	730	871	945	197	1,470	4	16	35	...	2,056	101	...	84	...	55	1	...	3,837	9,802	670	9,132	356
1954	1,444	1,734	361	206	2,588	4	21	96	...	2,387	45	4	1	...	30	73	...	3,310	12,304	673	11,631	453
1955	169	711	396	392	3,565	...	49	111	1	2,191	78	3	23	23	...	4,604	12,316	482	11,834	428
1956	227	1,047	969	345	3,418	...	28	87	1	2,492	25	2	9	64	258	6,059	14,431	529	13,902	462

TABLE 66

Particulars regarding the patients treated at the City Fever Hospital.

Particulars.	Small-pox.	Chicken-pox.	Measles.	Mumps.	Diphtheria.	Influenza.	Whooping Cough.	B. Dysentery.	A. Dysentery.	Enteric Fever.	Typhus fever.	Erysipelas.	Anterior Polio-myelitis.	Infective Hepatitis.	Other diseases.	Total
Patients remaining on 31st December 1955	1	13	19	8	156	...	4	92	1	129	423
Patients admitted from 1st January 1956 to 31st December 1956	227	1,047	369	345	3,418	28	87	25	2	2,492	9	1	64	258	6,059	14,431
Total treated	228	1,060	388	353	3,574	28	91	25	2	2,584	10	1	64	258	6,188	14,854
Discharged	155	1,040	366	350	3,300	28	87	24	2	2,283	7	...	59	241	5,874	13,817
Died	52	4	18	...	728	...	1	1	...	158	5	2	160	529
Case Mortality rate	22.9%	0.38%	4.8%	...	3.76%	...	1.14%	4%	...	6.34%	7.8%	0.77%	2.7%	3.7%
Patients remaining on 31st December 1956.	21	16	4	3	146	...	3	143	3	15	154	508
Maximum No. of patients treated on one day.						646	on 12th August 1956.									

TABLE 67

BED ACCOMMODATION AT THE ARTHUR ROAD HOSPITAL.

Wards.	No. of beds.	REMARKS.
<i>Small-pox Unit (For treatment of Small-pox and Chicken-pox cases).</i>		
Nos. 1, 2 and 3 (19 beds each) ...	57	These wards are in a dilapidated condition and can be used temporarily during Epidemics only.
Nos. 4, 5 and 6 (25 beds each)	Have been improvised and given in charge of the Dean T. N. M. College to accommodate the Physiology and Anatomy Departments of that college and for use as Lecture Hall temporarily.
Total accommodation available ...	57	For emergency use during epidemics only
Nos. 14 and 16 (36 beds each) ...	72	
Nos. 17 and 18 (50 beds each) (Semi-permanent wards constructed in the Small-pox epidemic in 1944)	100	
Ward No. 7 (14 beds) ...	14	
Total accommodation available in Small-pox Unit.	186	
Ward No. 8 (14 beds) ...	14	Constructed mosquito proof and reserved for Yellow Fever cases.
	200	
<i>General Unit (For treatment of other than small-pox and Chicken-pox cases).</i>		
Ward Nos. 9, 11 and 12 (14 beds each).	42	
Ward Nos. 13 and 15 (36 beds each).	72	
Ward No. 10 (14 beds)	Is being improvised to be used partly to instal the X-Ray Machine and Electric sterilizer therein and partly to accommodate the hospital laboratory.
	114	
Grand Total (Small-pox and General Unit).	314	

TABLE 68

AVERAGE WEEKLY COST PER PATIENT ADMITTED AT THE CITY FEVER HOSPITAL, ARTHUR ROAD.
(Excluding establishment charges).

Particulars.	1953.	1954.	1955.	1956.
	Rs. a. p.	Rs. a. p.	Rs. a. p.	Rs. a. p.
Drugs, dressings, & Disinfectants ...	9 3 7	9 4 2	11 3 1	12 3 5
Diet ...	13 2 3	11 7 2	10 15 7	11 3 1
Clothing ...	1 12 7	1 5 7	1 2 9	1 3 0
Stores ...	1 15 6	1 13 2	0 15 9	1 0 0
Total per patient per week ...	25 1 11	23 14 1	24 5 2	25 9 6
Total no. of patients treated.	9,802	12,304	12,316	14,431

TABLE 69

TOTAL COST PER PATIENT PER DAY AT THE CITY FEVER HOSPITALS, ARTHUR ROAD,
(INCLUDING ESTABLISHMENT CHARGES).

Particulars.	Amount.
	Rs. a. p.
Diet ...	1 9 7
Stores and linen ...	0 5 0
Drugs, dressings, disinfectants, etc.	1 11 11
Lighting, Miscellaneous etc. } ...	0 4 4
Repairs ...	0 2 0
Establishment ...	3 14 7
Total ...	7 15 5

TABLE 70

DETAILS OF SMALL-POX CASES AND DEATHS DURING THE YEAR 1956.

Classification	Admissions	Deaths	Recovered	Case Mortality rate
(1) Haemorrhage	8	8	...	100%
(2) Confluent	75	33	42	44%
(3) Semi-confluent	52	10	42	19%
(4) Discrete	92	1	91	1%
Total	227	52	175	22.9%

TABLE 71

SMALL-POX CASES TREATED IN THE CITY FEVER HOSPITAL, ARTHUR ROAD DURING THE YEAR 1956.
(AGE GROUPS)

Ages.	Vaccinated admissions.				Unvaccinated admissions.			
	Total.	Cured.	Deaths.	Mortality %	Total.	Cured.	Deaths.	Mortality %
0-6 months	1	1	4	...	4	100%
7 mon.—1 year	2	2	7	3	4	57%
2 years	2	2	10	4	6	60%
3 years	5	3	2	40%	11	7	4	36.3%
4 years	4	3	1	25%	2	1	1	50%
5 years	2	1	1	50%	5	4	1	20%
6-10 years	10	9	1	10%	10	9	1	10%
11-15 years	3	3	3	3
16-20 years	23	22	1	4.4%	14	9	5	35.7%
21-25 years	41	38	3	7.3%	19	13	6	31.5%
26-30 years	19	19	14	9	5	35.7%
31-35 years	5	5	2	2
36-40 years	3	2	1	33.3%	2	...	2	100%
41-50 years
51-60 years	2	1	1	50%	1	...	1	100%
61 & above	1	...	1	100%
Grand Total	123	111	12	9.7%	104	64	40	39.3%

TABLE 72

CASES OF SMALL-POX ADMITTED IN THE CITY FEVER HOSPITAL, ARTHUR ROAD,
AND CASE FATALITY RATE FROM 1943 TO 1956.

Year	Admissions	Deaths	Recovered	Case fatality rate	Case fatality rate excluding moribund cases which died in 48 hours.
1943	1,080	251	829	23.2%	20.7%
1944	3,233	896	2,337	27.7%	26.3%
1945	568	153	415	26.9%	22.2%
1946	2,336	757	1,579	32.41%	24.2%
1947	65	17	48	26.1%	18.5%
1948	531	130	401	24.4%	19.2%
1949	1,695	446	1,249	26.3%	19.5%
1950	815	203	612	24.9%	17.3%
1951	1,276	282	994	22.1%	14.8%
1952	394	97	297	24.6%	8.1%
1953	730	152	578	20.8%	13.1%
1954	1,444	236	1,208	16.3%	10.6%
1955	169	37	132	22.5%	13.6%
1956	227	52	175	22.9%	16.7%

TABLE 73

DIPHTHERIA ADMISSIONS, ETC., IN THE CITY FEVER HOSPITAL, ARTHUR ROAD,
AND CASE FATALITY RATE FROM 1943 TO 1956.

Year	Admissions	Deaths	Recovered	Case fatality rate	Case fatality rate excluding moribund cases which died in 48 hours
1943	334	51	283	15.2%	8.1%
1944	400	70	330	17.5%	8.3%
1945	670	97	573	14.4%	2.3%
1946	442	86	356	19.45%	4.1%
1947	369	61	308	16.5%	3.2%
1948	418	93	325	22.2%	3.1%
1949	389	90	299	23.1%	2.5%
1950	384	70	314	18.2%	1.8%
1951	569	91	478	15.9%	3.3%
1952	756	100	656	13.2%	2.4%
1953	1470	111	1359	7.5%	1.5%
1954	2588	150	2438	5.8%	1.2%
1955	3565	182	3363	5.1%	1.3%
1956	3418	128	3290	3.8%	1.2%

TABLE 74

INCIDENCE BY LOCALITY OF DIPHTHERIA AND ENTERIC FEVER CASES ADMITTED
IN THE ARTHUR ROAD HOSPITAL, DURING THE YEAR 1956.

Locality.	BOMBAY SUBURBS.															Total
	Fort badevi	Kol-gaum	Gir-bazar & Dongri	Bhendi Bazar and Byculla	Maz-gaon and	Tar-deo	Worli & Scwri	Parel & Mahim	Dadar & Sion	Matunga, Mahim & Sion ward	K	I-M	N	Im-ported		
Diphtheria.																
Cured	126	103	239	381	474	178	116	341	418	231	198	106	117	32	230	3290
Died	5	6	9	5	21	3	4	20	10	7	5	9	1	13	128	
Total	131	109	248	386	495	181	120	361	428	241	205	111	126	33	243	3418
Enteric Fever.																
Cured	175	75	231	124	312	67	149	308	173	225	92	93	109	64	137	2334
Died	11	5	16	6	24	1	7	19	8	16	7	10	7	5	16	158
Total	186	80	247	130	336	68	156	327	181	241	99	103	116	69	153	2492

TABLE 75

INCIDENCE BY AGE OF DIPHTHERIA CASES ADMITTED IN THE CITY FEVER HOSPITAL,
DURING THE YEAR 1956.

Age in Year	0— 1		2— 5		6— 10		11— & onwards.		Total.	
	Cured	Died	C.	D.	C.	D.	C.	D.	C.	D.
Male ...	135	28	583	43	405	4	509	...	1632	75
Female ...	86	19	475	30	496	3	601	1	1658	53
Total ...	221	47	1058	73	901	7	1110	1	3290	128

TABLE 76.

SUMMARY OF DIPHTHERIA CASES ADMITTED AND TREATED DURING THE YEAR 1956.

Variety.	Admissions.	Deaths.	Case fatality rate.	Case fatality rate excluding moribund cases.
(1) Tonsillar	2,803	48	1.7%	0.3%
(2) Laryngeal	98	6	6%	3%
(3) Nasal	207
(4) Pharynx	12	1	8.3%	...
(5) Haemorrhagic	8	7	88%	50%
(6) Tonsillar, Laryngeal	163	61	37.4%	15.3%
(7) Tonsillar, Nasal	22
(8) Tonsillar, Lips	12
(9) Tonsillar, Pharyngeal	22	2	9%	...
(10) Tonsillar, Laryngeal, Tongue	1
(11) Tonsillar, Tongue	28
(12) Tonsillar, Palate, Conjunctiva	2
(13) Tonsillar, Vulval	2
(14) Tonsillar-laryngeal-Pharyngeal	8	3	37.5%	12.5%
(15) Tonsillar-pharyngeal-nasal	2
(16) No Patch	28

TABLE 77

SYMPTOMS AND COMPLICATIONS IN THE CASES OF ENTERIC FEVER, ADMITTED IN THE
CITY FEVER HOSPITAL, ARTHUR ROAD, DURING THE YEAR 1956.

Symptoms and complications	No. of cases of Enteric Fever.	Percentage of the total number of Enteric Fever cases admitted.	No. of cases recovered.	No. of cases died.	Fatality rate.
Toxaemia	620	24.8%	534	86	13.9%
Broncho-Pneumonia	125	5.0%	108	17	13.6%
Meningismus	97	3.8%	91	6	6.0%
Perforation	12	0.04%
Parotitis	3	0.01%	3
Relapse	94	3.8%	87	7	7.4%
Dehydration	248	9.9%	233	15	6.0%
Haemorrhage	56	2.2%	35	21	37.5%
Failure of peripheral circulation.	72	2.9%	3	69	95.8%

TABLE 78

ENTERIC FEVER : CASE AND FATALITY RATE. 1943 TO 1956.

Year.	Admissions.	Deaths.	Recovered.	Case fatality rate.	Case fatality rate excluding moribund cases.
1943	715	189	526	26.4%	23.5%
1944	624	149	475	23.8%	22.2%
1945	1,186	229	957	19.3%	17.6%
1946	790	149	641	18.9%	13.9%
1947	1,464	251	1,213	17.1%	13.8%
1948	2,486	440	2,046	17.6%	11.8%
1949	3,065	455	2,610	14.8%	11.2%
1950	1,208	197	1,011	16.3%	12.2%
1951	1,153	128	1,025	11.1%	8.0%
1952	1,554	250	1,304	16.0%	12.2%
1953	2,056	205	1,851	10.0%	7.2%
1954	2,387	143	2,244	5.9%	3.3%
1955	2,191	122	2,069	5.6%	3.4%
1956	2,492	158	2,334	6.3%	3.9%

TABLE 79

INCIDENCE BY AGE OF ENTERIC FEVER CASES ADMITTED IN THE CITY FEVER HOSPITAL, ARTHUR ROAD, DURING THE YEAR 1956.

Age in year.	0 — 10		11 — 20		21 — 30		31 — 40		41 — 50		51 & above		Total.	
	Cured	Died	C.	D.	C.	D.	C.	D.	C.	D.	C.	D.	C.	D.
Male	129	6	590	29	816	44	228	18	52	8	29	4	1,844	109
Female	92	11	201	12	141	20	34	3	16	2	6	1	490	49
Total	221	17	791	41	957	64	262	21	68	10	35	5	2,334	158

TABLE 80

MATERIALS EXAMINED AT THE CLINICAL LABORATORY AT THE ARTHUR ROAD HOSPITAL DURING THE YEAR 1956.

(A) Investigations—				
(1) Pathological—				
(i) Routine examination of urine	485
(ii) Examination of Blood—				
(1) Cyto'ogical examination...	2,688
(2) Grouping and matching of blood for transfusion	323
(iii) Examination of Faeces	42
(iv) Examination of spu'a	52
(v) Examination of puncture fluid:—				
(1) Cerebro-Spinal-Fluid	703
(2) Pus from boil	1
(3) Pus from bubo	2
(2) Bacteriological—				
(i) Urine—				
(a) Cultural examination	4
(ii) Stool—				
(a) Cultural examination	58
(iii) Blood—				
(a) Whole blood culture	7
(b) Clot culture	1,585
(c) Serological examination:—				
(1) Widal Reaction	10,200
(2) Kahn Test	149
(3) Napier Aldehyde test	2
(4) Weil Felix	564
(5) Bleeding and clotting time	5
(6) Sedimentation rate...	4
(iv) Puncture fluid—cultural examination:—				
(1) Cerebro-Spinal-Fluid	2
(v) Cultural examination of:—				
(1) Throat swab	4,347
(2) Nasal swab	274
(3) Tongue swab	9
(4) Vulval swab	1
(5) Vaginal swab	1
(6) Anal swab	1
(7) Ear swab	1
(8) Palate swab	1
(9) Rectal swab	650
(vi) Examination for the presence of Micro-organisms (C. Diphtheria):—				
(1) Throat swab	23,594
(2) Nasal swab	1,225
(3) Tongue swab	22
(4) Vulval swab	1
(5) Vaginal swab	5
(6) Lip swab	10
(7) Ear swab	21
(8) Eye swab	7
(9) Palate swab	3
(10) Anal swab	3
(vii) Examination for the presence of Micro-organisms (V. Cholera):—				
(1) Rectal swab	1,634
(3) Bio-chemical—				
(1) Cerebro-Spinal-Fluid:—				
(a) Chlorides	703
(2) Blood—				
(a) Van Den Bergh's Test	974
(b) Icterus Index	866
Total				51,229
(B).—Injectable materials prepared—				
Normal saline	14,520 bottles (1×500 c.c.)
Hypertonic saline	1,760 bottles (1×900 c.c.)
Sterile distilled water for dissolving Penicillin Glucose etc.	157 bottles (1×500 c.c.)
Blood transfusion	263

TABLE No. 81

Statement of Samples examined chemically during the year ending 31st December 1956

Received from.	Water.			FOOD-STUFFS.										OTHER FOOD-STUFFS.				Miscellaneous.						TOTAL.			
	Bombay.	Other.	Well.	Milk.	Ghee.	Butter.	Vegetable Product.	Coffee.	Turner's Powder	Chilli Powder.	Tea and Tea Dust.	Prepared Tea.	Curries.	Oils.	Chikki.	Fruits.	Flour.	Miscellaneous.	Chemicals.	Paint.	Soaps.	Insecticides.	Inks.		Others.	Urine	
The Inspectors from A & B Wards	...	8	1	2204	3	31	3	4	5	1	23	47	1	2351
Do. C & D Wards	...	9	8	2802	4	23	7	4	17	6	4	7	1	14	46	9	1	...	2962	
Do. E Ward	...	1	...	1690	1	14	7	3	...	6	6	11	37	2	1778	
Do. F Ward	...	1	...	852	1	5	1	1	2	5	12	4	884	
Do. G Ward	...	3	...	898	1	3	...	1	3	1	1	11	25	947	
Do. Suburbs	60	177	4	1	1	6	...	12	1	...	24	286	
The S. I. (Food)	4332	5	52	3	6	1	...	3	8	8	21	4439	
The Controller of Stores	4	15	40	...	59	35	...	153	
The Insecticide Officers	25	25	
The Superintendent of Licenses	322	322	
The Superintendent of Gardens	9	1	10	
The Asst. Engineer (a) Vairama	...	23	1	...	24	
The Hydraulic Engineer	...	96	29	16	...	141	
The Municipal Hospitals	679	20	84	6	1	30	...	820	
The Mechanical Engineer	...	11	2	11	
The Executive Health Officer	3	246	108	...	22	381	
The Asst. Engineer (O.C.)	90	
The Other Municipal Authorities	...	282	47	5	4	2	21	1285	
Private Parties	...	18	21	164	78	57	2	2	4	2	...	7	31	1	193		
TOTAL	...	378	150	95	13805	126	270	11	12	33	14	11	33	17	111	249	108	198	73	322	15	40	25	59	197	1117	17469
		647														691										1,519	

TABLE No. 82

Statement of Samples examined Bacteriologically during the year ending 31 December 1956.

RECEIVED FROM.	Water..			Samples for Diagnostic purposes.										Miscellaneous							TOTAL.		
	Bombay.	Other.	Well.	Sputum for T. B.	Sputum for Other Tests	Swab for Diphtheria.	Blood for Malaria Parasites.	Blood for Differential Count.	Blood for other Tests.	Smear for Gonococci.	Stool for General Examination.	Semen	Urine	Vaccine	Disinfectants	Milk	Mutton and Beef	Ice-Candy	Aerated water	Inj-cal Gluconate		Other	Miscellaneous food-stuffs
The Insps. from A & B Wards	16	523	2	6	547
" " " C & D "	15	5	791	7	...	1	3	822
" " " E "	1	478	1	480
" " " F "	1	165	2	4	172
" " " G "	14	138	5	157
" " " (Suburbs.)	1	4	107	2	114
The Hydraulic Engineer ...	24	1394	1418
The Supdt. of Vaccination.	66	66
The Mechanical Engineer	20	20
The Controller of Stores	11	11
The Asstt. Engineer (Conts.)	11	11
The Executive Health Officer	6	1	7
The Municipal Analyst ...	2489	642	7	3138
The M.A. (Bombay Port Trust)	436	436
The Other Municipal Authorities (City)	4	1	330	63	...	339	189	25	1	101	1	1	27	1	5	1088
Other Municipal Authorities (Suburb)	17	13	35	4	1	1128	425	706	6	187	3	6	2531
Private Parties	110	1	37	...	7	4	2	1	21	5	...	1	...	1	3	32	3	4	...	2	71	305
Total ...	2513	2688	31	402	67	2210	1471	616	732	28	293	4	1	66	12	12	33	6	4	34	3	97	11,323
	1095			7861										151									
	No. found unsatisfactory.			... No. found			... Positive.						No. found		 unsatisfactory.						
	...	966	28	58	24	26	4	12	136	9	2	14	1	27	

TABLE No. 83.

Statement of Samples of Food-Stuffs examined under the Prevention of Food Adulteration Act with the results during the year ending 31st December 1956.

RECEIVED FROM	MILK.			CHEE.			BUTTER.			VEGETABLE PRODUCT.			CURDS.			TEA			COFFEE.			TURMERIC POWDER.			CHILLI POWDER.			PREPARED TEA.			OILS.		
	Total.	Below the Standard.	% of Adulteration	Total.	Below the Standard.	% of Adulteration	Total.	Below the Standard.	% of Adulteration	Total.	Below the Standard.	% of Adulteration	Total.	Below the Standard.	% of Adulteration	Total.	Below the Standard.	% of Adulteration	Total.	Below the Standard.	% of Adulteration	Total.	Below the Standard.	% of Adulteration	Total.	Below the Standard.	% of Adulteration	Total.	Below the Standard.	% of Adulteration			
The Inspectors from A and B Wards	2,104	1,098	52.2	3	2	66.7	31	15	48.39	1	4	1	25.0	3	2	66.7	5	23	1	4.35	
.. .. C and D	2,611	1,393	53.36	4	2	50.0	23	14	60.87	7	1	4	4	2	50.0	17	10	58.83	6	3	50.0	7	1	14.29	14	4	28.5
.. .. E Ward	1,611	953	59.15	1	14	8	57.14	6	7	4	57.14	3	2	66.7	6	11	4	36.4
.. .. F ..	808	502	62.13	1	5	3	60.0	1	1	1	2	5	1	20.0	
.. .. G ..	838	448	53.47	1	3	2	66.7	1	1	1	100.0	1	1	100.0	3	3	100.0	1	11	5	45.45
.. .. Suburbs	121	24	19.83	4	2	50.0	1	1	6	12	2	16.67
The S. I. Food	4,180	2,519	60.25	5	1	20.0	52	28	53.85	3	8	1	12.5	3	1	33.3	6	4	66.7	1	8	21	2	9.52
The Contrller of Stores	4
.. Supdt. of Gardens	9	2	22.2
.. Municipal Hospitals	679	78	11.49	20	10	50.0	84	69	82.13	6	2	33.3	
.. Executive Health Officer	3
Private Parties	164	81	49.4	78	33	42.31	57	37	64.91	2	2	1	50.0	4
The Test Audit Officer	4	3	75.0
Total	13,123	7,099	54.11	126	52	41.27	270	176	65.18	11	17	1	5.88	11	2	18.18	12	7	58.33	33	17	51.51	14	8	57.14	33	1	3.03	111	21	18.92

TABLE 84
 Chemical analysis of Bombay waters samples
 (1956)
 Parts per 100,000

SOURCES.	January.		February.		March.		April.		May.		June.		July.		August.		September.		October.		November.		December.	
	I	II	I	II	I	II	I	II	I	II	I	II	I	II	I	II	I	II	I	II	I	II	I	II
1. Water from the Tansa Lake:-																								
Total Solids	8.6	8.5	9.6	8.0	9.0	9.8	8.5	8.6	9.7	9.0	11.9	11.5	9.5	9.7	10.1	8.6	10.3	11.4	0.2	7.5	9.7	8.4	9.7	7.2
Chlorides (Cl)	0.6	0.7	0.6	0.7	0.8	0.7	0.7	0.7	0.9	0.7	0.7	0.6	0.6	0.6	0.5	0.6	0.6	0.6	0.6	0.6	0.6	0.6	0.6	0.6
Free Ammonia	0.004	0.001	Nil	0.003	0.005	Nil.	Nil.	Nil.	0.001	Nil.	Nil.	Nil.	Nil.	Nil.	Nil.	Nil.	0.004	Nil.	0.004	Nil.	0.003	0.001	Nil.	Nil.
Albuminoid Ammonia	0.018	0.016	0.009	0.022	0.008	0.007	0.009	0.006	0.004	1.006	0.009	0.008	0.007	0.015	0.012	0.016	0.011	0.011	0.014	0.019	0.020	0.010	0.010	0.015
Oxygen Absorbed at 80°F. (Tidy's Process)	0.053	0.053	0.032	0.042	0.052	0.029	0.040	0.037	0.027	0.025	0.026	0.034	0.043	0.050	0.046	0.045	0.042	0.033	0.053	0.042	0.110	0.054	0.042	0.041
2. Water from the Vihar Lake:-																								
Total Solids	8.9	8.2	9.6	10.0	10.0	10.8	9.3	8.8	10.4	10.7	12.0	11.4	10.7	9.5	11.4	7.7	10.8	10.4	7.7	7.7	8.5	7.4	8.8	7.7
Chlorides (Cl)	1.0	1.0	1.1	1.1	1.2	1.2	1.2	1.2	1.2	1.2	1.1	1.1	1.1	1.1	0.9	1.0	0.9	0.9	1.0	1.0	1.0	1.0	1.0	1.0
Free Ammonia	0.001	Nil.	Nil.	Nil.	Nil.	Nil.	Nil.	Nil.	0.001	Nil.	Nil.	Nil.	Nil.	Nil.	Nil.	Nil.	Nil.	Nil.	0.001	Nil.	Nil.	0.003	Nil.	0.007
Albuminoid Ammonia	0.014	0.018	0.010	0.022	0.011	0.010	0.014	0.007	0.010	0.007	0.010	0.014	0.010	0.014	0.011	0.015	0.011	0.014	0.013	0.012	0.018	0.018	0.014	0.014
Oxygen Absorbed at 80°F. (Tidy's Process)	0.062	0.071	0.048	0.052	0.075	0.063	0.077	0.051	0.105	0.060	0.039	0.045	0.053	0.050	0.050	0.053	0.052	0.058	0.063	0.051	0.055	0.378	0.100	0.057
3. Water from the Tubi Lake :-																								
Total Solids	9.2	9.2	11.1	10.5	11.0	9.7	9.1	10.2	9.4	9.2	11.6	11.4	9.6	8.0	10.2	7.0	9.6	10.5	7.2	7.1	7.7	7.2	9.6	7.7
Chlorides (Cl)	1.1	1.0	1.1	1.1	1.2	1.3	1.1	1.2	1.1	1.5	1.2	1.2	1.1	1.0	0.9	0.9	0.9	1.0	1.0	1.0	1.0	0.9	1.0	1.0
Free Ammonia	Nil.	Nil.	0.001	Nil.	0.001	Nil.	Nil.	Nil.	Nil.	Nil.	Nil.	Nil.	Nil.	Nil.	Nil.	Nil.	Nil.	Nil.	0.004	Nil.	Nil.	Nil.	Nil.	0.008
Albuminoid Ammonia	0.018	0.018	0.008	0.022	0.016	0.020	0.010	0.007	0.007	0.016	0.008	0.012	0.011	0.012	0.013	0.014	0.016	0.008	0.014	0.015	0.022	0.008	0.013	0.016
Oxygen Absorbed at 80°F. (Tidy's Process)	0.085	0.062	0.100	0.062	0.095	0.120	0.048	0.016	0.064	0.068	0.078	0.067	0.064	0.060	0.068	0.032	0.052	0.049	0.053	0.059	0.092	0.063	0.083	0.065
4. Water from the Supply made to 'A' Ward Area:-																								
Total Solids	Nil.	Nil.	Nil.	Nil.	Nil.	Nil.	8.5	8.5	9.0	9.0	11.5	10.5	Nil.	9.5	Nil.	Nil.	Nil.	Nil.	8.0	7.5	9.5	8.0	Nil.	7.2
Chlorides (Cl)	Nil.	Nil.	Nil.	Nil.	Nil.	Nil.	0.8	0.7	0.8	0.7	0.7	0.8	Nil.	0.8	Nil.	Nil.	Nil.	Nil.	0.9	0.7	0.7	0.7	0.7	0.7
Free Ammonia	Nil.	Nil.	Nil.	Nil.	Nil.	Nil.	Nil.	Nil.	Nil.	Nil.	Nil.	Nil.	Nil.	Nil.	Nil.	Nil.	Nil.	Nil.	Nil.	0.003	Nil.	Nil.	Nil.	Nil.
Albuminoid Ammonia	Nil.	Nil.	Nil.	Nil.	Nil.	Nil.	0.009	0.004	0.002	0.002	0.015	0.008	Nil.	0.007	Nil.	Nil.	Nil.	Nil.	0.011	0.009	0.008	0.011	Nil.	0.008
Oxygen Absorbed at 80°F. (Tidy's Process)	Nil.	Nil.	Nil.	Nil.	Nil.	Nil.	0.020	0.014	0.018	0.034	0.007	0.022	Nil.	0.030	Nil.	Nil.	Nil.	Nil.	0.021	0.035	0.018	0.009	Nil.	0.016
5. Water from the Supply made to 'B' Ward Area:-																								
Total Solids	8.5	8.5	9.5	8.0	9.0	9.6	8.5	8.5	9.0	9.0	11.5	Nil.	9.5	9.5	9.5	8.0	10.0	10.5	8.0	7.5	9.5	8.0	9.5	7.2
Chlorides (Cl)	0.7	0.7	0.7	0.7	0.8	0.9	0.8	0.8	0.8	0.7	0.8	Nil.	0.9	0.8	0.7	0.8	0.8	0.8	0.9	0.9	0.7	0.7	0.7	0.8
Free Ammonia	Nil.	Nil.	Nil.	Nil.	Nil.	Nil.	Nil.	Nil.	Nil.	Nil.	Nil.	Nil.	Nil.	Nil.	Nil.	Nil.	Nil.	Nil.	Nil.	0.003	0.080	0.004	Nil.	Nil.
Albuminoid Ammonia	0.006	0.008	0.009	0.012	0.004	0.006	0.007	0.006	0.001	0.002	0.014	Nil.	0.002	0.003	0.008	0.006	0.006	0.004	0.005	0.007	0.009	0.010	0.005	0.013
Oxygen absorbed at 80°F. (Tidy's Process)	0.014	0.013	0.11	0.021	0.025	0.010	0.005	0.012	0.018	0.034	0.013	Nil.	0.027	0.010	0.014	0.008	0.010	0.016	0.029	0.014	0.050	0.018	0.025	0.032

89

TABLE 84—(Contd.)

Sources.	January.		February.		March.		April.		May.		June.		July.		August.		September.		October.		November.		December.		
	I	II	I	II	I	II	I	II	I	II	I	II	I	II	I	II	I	II	I	II	I	II	I	II	
6. Water from the supply made to 'C' ward area:																									
Total Solids	8.5	8.5	9.5	8.0	9.0	9.6	8.5	8.5	8.0	9.0	11.5	10.5	...	9.5	...	8.0	10.0	...	8.0	7.5	9.5	8.0	9.5	7.2	
Chlorides (Cl)	0.7	0.7	0.7	0.7	0.8	0.9	0.8	0.7	0.7	1.0	0.8	0.8	...	0.8	...	0.8	0.7	...	0.8	0.8	0.7	0.7	0.7	0.7	
Free Ammonia	0.003	Nil.	Nil.	Nil.	Nil.	Nil.	Nil.	Nil.	Nil.	Nil.	Nil.	Nil.	...	Nil.	...	Nil.	Nil.	...	Nil.	0.001	Nil.	Nil.	0.027	Nil.	
Albuminoid Ammonia	0.037	0.007	0.007	0.010	0.003	0.007	0.005	0.007	0.004	0.002	0.003	0.004	...	0.003	...	0.006	0.006	...	0.006	0.009	0.004	0.010	0.008	0.011	
Oxygen Absorbed at 80°F. (Tidy's Process)	0.023	0.018	0.021	0.031	0.026	0.010	0.020	0.014	0.009	0.043	0.013	0.034	...	0.010	...	0.008	0.021	...	0.011	0.021	0.018	0.009	0.050	0.041	
7. Water from the supply made to 'D' ward area:																									
Total Solids	8.5	8.5	9.5	8.0	9.0	9.6	8.2	8.5	9.0	9.0	11.0	9.5	...	8.0	10.0	11.0	8.0	7.5	9.5	8.0	9.5	7.2	
Chlorides (Cl)	0.6	0.7	0.7	0.7	0.8	0.8	0.7	0.8	0.8	0.8	0.8	0.8	...	0.7	0.7	0.7	0.8	0.8	0.7	0.6	0.8	0.8	
Free Ammonia	Nil.	Nil.	Nil.	Nil.	Nil.	Nil.	Nil.	Nil.	Nil.	Nil.	Nil.	Nil.	...	Nil.	Nil.	Nil.	Nil.	0.001	Nil.	Nil.	Nil.	Nil.	
Albuminoid Ammonia	0.006	0.009	0.007	0.009	0.002	0.004	0.002	0.003	0.001	0.002	0.004	0.005	...	0.008	0.006	0.006	0.004	0.011	0.005	0.011	0.003	0.015	
Oxygen Absorbed at 80°F. (Tidy's Process)	0.014	0.018	0.005	0.021	0.038	0.010	0.010	0.023	0.018	0.034	0.013	0.020	...	0.016	0.021	0.016	0.032	0.014	0.014	0.009	0.033	0.032	
8. Water from the supply made to 'E' ward area:																									
Total Solids	8.5	8.5	9.5	8.0	9.0	9.6	8.5	8.8	...	9.0	9.5	...	8.0	...	11.0	8.0	7.5	9.5	...	9.6	7.2	
Chlorides (Cl)	0.7	0.7	0.7	0.7	0.8	0.8	0.9	1.0	...	0.7	0.8	...	0.8	...	11.0	9.7	0.8	0.8	0.7	...	0.8	
Free Ammonia	0.001	Nil.	Nil.	Nil.	Nil.	Nil.	Nil.	Nil.	...	0.001	Nil.	...	Nil.	...	Nil.	Nil.	0.001	0.001	Nil.	
Albuminoid Ammonia	0.006	0.007	0.009	0.007	0.004	0.005	0.006	0.003	...	0.002	0.009	...	0.006	...	0.005	0.006	0.011	0.018	...	0.008	0.014	
Oxygen Absorbed at 80°F. (Tidy's Process)	0.009	0.009	0.021	0.042	0.024	0.020	0.019	0.051	...	0.009	0.010	...	0.008	...	0.016	0.032	0.021	0.018	...	0.050	0.016	
9. Water from the supply made to 'F' ward area:																									
Total Solids	8.5	8.5	9.5	8.0	9.0	9.5	9.2	8.8	10.0	9.0	12.0	10.5	9.6	10.0	7.5	10.0	10.0	7.5	7.7	8.0	...	8.8	7.2
Chlorides (Cl)	0.7	0.7	0.6	0.7	0.8	1.0	1.3	1.1	1.1	0.7	1.4	1.3	1.2	1.0	0.7	1.0	1.2	1.2	1.1	1.2	...	1.1	0.7
Free Ammonia	Nil.	Nil.	0.001	0.001	Nil.	Nil.	Nil.	Nil.	Nil.	Nil.	Nil.	Nil.	Nil.	Nil.	Nil.	Nil.	Nil.	0.001	Nil.	Nil.	0.001
Albuminoid Ammonia	0.007	0.012	0.007	0.013	0.005	0.006	0.006	0.007	0.003	0.002	0.006	0.010	0.009	0.009	0.004	0.009	0.007	0.012	0.012	0.012	...	0.007	0.017
Oxygen Absorbed at 80°F. (Tidy's Process)	0.027	0.027	0.016	0.021	0.030	0.015	0.052	0.042	0.029	0.009	0.026	0.037	0.040	0.037	0.008	0.065	0.016	0.011	0.014	0.009	...	0.050	0.024
10. Water from the supply made to 'G' ward area:																									
Total Solids	8.5	8.5	9.5	8.0	9.0	9.5	8.5	8.5	9.0	9.0	11.5	7.5	10.0	11.0	...	7.5	8.0	7.5	9.5	7.2	
Chlorides (Cl)	0.6	0.6	0.6	0.7	0.8	0.8	0.8	0.7	0.8	0.7	0.7	0.7	0.6	0.8	...	0.6	0.7	0.7	0.7	0.7	
Free Ammonia	0.001	Nil.	0.001	Nil.	Nil.	Nil.	Nil.	Nil.	Nil.	Nil.	Nil.	Nil.	Nil.	Nil.	...	Nil.	Nil.	Nil.	Nil.	Nil.	
Albuminoid Ammonia	0.006	0.009	0.012	0.013	0.006	0.003	0.007	0.006	0.003	0.002	0.006	0.010	0.006	0.007	...	0.010	0.010	0.006	0.004	0.012	
Oxygen Absorbed at 80°F. (Tidy's Process)	0.094	0.031	0.053	0.021	0.035	0.020	0.019	0.042	0.009	0.034	0.019	0.012	0.022	0.030	...	0.014	0.026	0.005	0.025	0.008	

TABLE 84—(Contd.)

Sources.	January.		February.		March.		April.		May.		June.		July.		August.		September.		October.		November.		December.		
	I	II	I	II	I	II	I	II	I	II	I	II	I	II	I	II	I	II	I	II	I	II	I	II	
11. Water from the Supply made to 'H' Ward Area																									
Total Solids	8.5	8.5	9.5	8.0	9.0	9.5	8.5	9.0	9.2	9.2	11.5	8.0	10.5	7.5	10.0	10.0	...	7.1	8.5	7.0	9.5	...	
Chlorides (Cl)	0.6	0.7	0.6	0.7	0.8	0.8	0.9	1.2	1.2	1.4	0.7	1.1	1.0	1.0	0.7	1.1	...	1.1	1.1	1.0	0.6	...	
Free Ammonia	Nil.	Nil.	Nil.	Nil.	Nil.	Nil.	Nil.	Nil.	0.008	Nil.	Nil.	Nil.	Nil.	Nil.	Nil.	Nil.	...	Nil.	Nil.	Nil.	Nil.	...	
Albuminoid Ammonia	0.009	0.008	0.012	0.011	0.004	0.006	0.009	0.007	0.007	0.014	0.007	0.009	0.006	0.006	0.006	0.007	...	0.012	0.009	0.008	0.007	...	
Oxygen Absorbed at 80°F (Tidy's Process)...	0.027	0.018	0.016	0.021	0.025	0.015	0.033	0.060	0.038	0.094	0.013	0.025	0.009	0.008	0.022	0.030	...	0.014	0.009	0.009	0.025	...	
12. Water from the Supply made to 'K' Ward Area																									
Total Solids	8.5	8.5	9.5	8.0	9.0	9.5	9.0	10.2	9.5	9.2	12.0	9.6	8.0	10.0	7.5	10.5	10.0	8.0	7.7	7.5	7.0	8.7	7.5
Chlorides (Cl)	0.6	0.7	0.6	0.7	0.8	0.8	1.2	1.2	1.1	1.4	1.3	1.2	1.1	1.0	1.0	1.1	1.0	1.1	1.1	1.1	1.0	1.1	1.1
Free Ammonia	Nil.	Nil.	Nil.	0.001	Nil.	Nil.	0.006	0.008	Nil.	Nil.	Nil.	0.001	Nil.	Nil.	Nil.	Nil.	Nil.	Nil.	Nil.	Nil.	Nil.	Nil.	Nil.
Albuminoid Ammonia	0.009	0.009	0.007	0.014	0.004	0.003	0.012	0.006	0.005	0.005	0.008	0.006	0.0058	0.006	0.008	0.006	0.005	0.008	0.006	0.020	0.007	0.007	0.009
Oxygen absorbed at 80°F (Tidy's Process) ...	0.031	0.031	0.016	0.031	0.046	0.025	0.052	0.070	0.028	0.034	0.026	0.027	0.01	0.009	0.008	0.022	0.010	0.038	0.008	0.018	0.009	0.017	0.008
13. Water from the Supply made to 'L' Ward Area																									
Total Solids	8.8	9.2	9.6	10.0	10.0	10.5	9.0	10.2	9.4	9.5	12.0	11.4	9.6	8.0	10.0	7.5	...	10.0	8.0	7.7	7.8	7.0	8.8	7.5	
Chlorides (Cl)	1.2	1.0	1.1	1.1	1.2	1.3	1.2	1.2	1.2	1.2	1.3	1.3	1.2	1.1	0.9	1.0	...	1.2	1.1	1.1	1.2	1.1	1.2	1.1	
Free Ammonia	Nil.	Nil.	0.001	0.001	Nil.	Nil.	Nil.	Nil.	Nil.	Nil.	Nil.	Nil.	Nil.	Nil.	...	Nil.	Nil.	Nil.	Nil.	Nil.	Nil.	Nil.	Nil.
Albuminoid Ammonia	0.014	0.009	0.009	0.012	0.007	0.009	0.010	0.006	0.004	0.004	0.008	0.009	0.005	0.011	0.010	0.014	...	0.009	0.007	0.010	0.020	0.007	0.003	0.016	
Oxygen absorbed at 80°F (Tidy's Process) ...	0.054	0.049	0.042	0.052	0.038	0.074	0.052	0.060	0.038	0.051	0.059	0.045	0.032	0.060	0.046	0.024	...	0.020	0.047	0.034	0.035	0.014	0.034	0.024	
14. Water from the Supply made to 'M' Ward Area																									
Total Solids	8.8	8.2	9.6	10.0	10.0	10.5	8.5	8.5	9.0	9.0	11.5	9.6	9.5	10.0	7.5	7.5	...	7.5	9.5	7.2	
Chlorides (Cl)	1.1	1.2	1.1	1.1	1.2	1.2	0.7	0.7	0.7	0.8	0.8	1.2	1.1	1.1	0.8	0.7	...	0.7	0.6	0.7	
Free Ammonia	0.001	Nil.	Nil.	Nil.	Nil.	Nil.	0.016	0.001	Nil.	0.001	Nil.	Nil.	Nil.	Nil.	Nil.	Nil.	...	Nil.	Nil.	Nil.	
Albuminoid Ammonia	0.007	0.007	0.011	0.010	0.008	0.006	0.012	0.005	0.002	0.002	0.007	0.008	0.015	0.008	0.007	0.008	...	0.013	0.009	0.012	
Oxygen absorbed at 80°F (Tidy's Process) ...	0.050	0.058	0.016	0.052	0.036	0.034	0.048	0.060	0.009	0.017	0.013	0.037	0.045	0.030	0.047	0.034	...	0.005	0.025	0.024	
15. Water from the Supply made to 'N' Ward Area																									
Total Solids	9.2	8.5	11.0	10.5	10.5	9.7	9.3	8.8	12.0	9.6	9.5	10.0	8.0	7.0	8.0	7.0	8.6	7.5	
Chlorides (Cl)	1.0	0.7	1.0	1.1	1.2	1.1	1.2	1.2	1.2	1.2	1.1	1.1	1.0	1.1	1.2	1.1	1.1	1.0	
Free Ammonia	0.001	Nil.	Nil.	Nil.	Nil.	Nil.	Nil.	Nil.	Nil.	Nil.	Nil.	Nil.	Nil.	Nil.	Nil.	Nil.	Nil.	
Albuminoid Ammonia	0.007	0.009	0.007	0.006	0.008	0.007	0.009	0.006	0.011	0.006	0.015	0.008	0.009	0.008	0.019	0.012	0.013	0.016	
Oxygen absorbed at 80°F (Tidy's Process) ...	0.036	0.031	0.048	0.042	0.058	0.039	0.029	0.060	0.032	0.032	0.030	0.039	0.057	0.025	0.053	0.023	0.034	0.049	

TABLE 85

Bacteriological Analysis of Bombay water samples (corresponding to the points referred to in Table 84 for chemical examination).

1956.

Lactose Fermenters

Source.	January.		February.		March.		April.		May.		June.		July.		August.		September.		October.		November.		December.	
	I	II	I	II	I	II	I	II	I	II	I	II	I	II	I	II	I	II	I	II	I	II	I	II
Water from the supply made to 'A' ward area ...	c. c. -in 100	c. c. -in 100	c. c. -in 100	c. c. -in 100	c. c. -in 100	c. c. -in 100	c. c. -in 100	c. c. -in 100	c. c. -in 100	c. c. -in 100	c. c. -in 100	c. c. -in 100		c. c. -in 100					c. c. -in 100	c. c. -in 100	c. c. -in 100	c. c. -in 100		c. c. -in 100
Water from the supply made to 'B' ward area ...	c. c. -in 100	c. c. -in 100	c. c. -in 100	c. c. -in 100	c. c. -in 100	c. c. -in 100	c. c. -in 100	c. c. -in 100	c. c. -in 100	c. c. -in 100	c. c. -in 100			c. c. -in 100	c. c. -in 100	c. c. -in 100	c. c. -in 100	c. c. -in 100	c. c. -in 100	c. c. -in 100	c. c. -in 100	c. c. -in 100	c. c. -in 100	c. c. -in 100
Water from the supply made to 'C' ward area ...	c. c. -in 100	c. c. -in 100	c. c. -in 100	c. c. -in 100	c. c. -in 100	c. c. -in 100	c. c. -in 100	c. c. -in 100	c. c. -in 100	c. c. -in 100	c. c. -in 100	c. c. -in 100		c. c. -in 100		c. c. -in 100	c. c. -in 100		c. c. -in 100	c. c. -in 100	c. c. -in 100	c. c. -in 100	c. c. -in 100	c. c. -in 100
Water from the supply made to 'D' ward area ...	c. c. -in 100	c. c. -in 100	c. c. -in 100	c. c. -in 100	c. c. -in 100	c. c. -in 100	c. c. -in 100	c. c. -in 100	c. c. -in 100	c. c. -in 100	c. c. -in 100			c. c. -in 100		c. c. -in 100	c. c. -in 100	c. c. -in 100	c. c. -in 100	c. c. -in 100	c. c. -in 100	c. c. -in 100	c. c. -in 100	c. c. -in 100
Water from the supply made to 'E' ward area ...	c. c. -in 100	c. c. -in 100	c. c. -in 100	c. c. -in 100	c. c. -in 100	c. c. -in 100	c. c. -in 100	c. c. -in 100		c. c. -in 100				c. c. -in 100		c. c. -in 100		c. c. -in 100	c. c. -in 100	c. c. -in 100	c. c. -in 100		c. c. -in 100	c. c. -in 100
Water from the supply made to 'F' ward area ...	c. c. -in 100	c. c. -in 100	c. c. -in 100	c. c. -in 100	c. c. -in 100	c. c. -in 100	c. c. -in 100	c. c. -in 100	c. c. -in 100	c. c. -in 100	c. c. -in 100			c. c. -in 100	c. c. -in 100	c. c. -in 100	c. c. -in 100	c. c. -in 100	c. c. -in 100	c. c. -in 100	c. c. -in 100		c. c. -in 100	c. c. -in 100
Water from the supply made to 'G' ward area ...	c. c. -in 100	c. c. -in 100	c. c. -in 100	c. c. -in 100	c. c. -in 100	c. c. -in 100	c. c. -in 100	c. c. -in 100	c. c. -in 100	c. c. -in 100	c. c. -in 50					c. c. -in 100	c. c. -in 100	c. c. -in 100		c. c. -in 100	c. c. -in 100	c. c. -in 100	c. c. -in 100	c. c. -in 100
Water from the supply made to 'H' Ward area ...	c. c. -in 100	c. c. -in 100	c. c. -in 100	c. c. -in 100	c. c. -in 100	c. c. -in 100	c. c. -in 100	c. c. -in 100	c. c. -in 100	c. c. -in 100	c. c. -in 50			c. c. -in 100	c. c. -in 100	c. c. -in 100	c. c. -in 100	c. c. -in 100		c. c. -in 100	c. c. -in 100	c. c. -in 100	c. c. -in 100	
Water from the supply made to 'K' ward area ...	c. c. -in 100	c. c. -in 100	c. c. -in 100	c. c. -in 100	c. c. -in 100	c. c. -in 100	c. c. -in 100	c. c. -in 100	c. c. -in 100	c. c. -in 100	c. c. -in 100			c. c. -in 100	c. c. -in 100	c. c. -in 100	c. c. -in 100	c. c. -in 100	c. c. -in 100	c. c. -in 100	c. c. -in 100	c. c. -in 100	c. c. -in 100	c. c. -in 100
Water from the supply made to 'L' ward area ...	c. c. -in 100	c. c. -in 100	c. c. -in 100	c. c. -in 100	c. c. -in 100	c. c. -in 100	c. c. -in 100	c. c. -in 100	c. c. -in 100	c. c. -in 100	c. c. -in 100	c. c. -in 100		c. c. -in 100	c. c. -in 100	c. c. -in 100		c. c. -in 100	c. c. -in 100	c. c. -in 100	c. c. -in 100	c. c. -in 100	c. c. -in 100	c. c. -in 100

TABLE 85 (Concl'd.)

SOURCE.	January.		February.		March.		April.		May.		June.		July.		August.		September.		October.		November.		December.	
	I	II	I	II	I	II	I	II	I	II	I	II	I	II	I	II	I	II	I	II	I	II	I	II
Water from the supply made to 'M' ward area ...	$\frac{c. c.}{in}$ 100	$\frac{c. c.}{in}$ 100	$\frac{c. c.}{in}$ 100	$\frac{c. c.}{in}$ 100	$\frac{c. c.}{in}$ 100	$\frac{c. c.}{in}$ 100	$\frac{c. c.}{in}$ 100	$\frac{c. c.}{in}$ 100	$\frac{c. c.}{in}$ 100	$\frac{c. c.}{in}$ 100	$\frac{c. c.}{in}$ 100		$\frac{c. c.}{in}$ 100	$\frac{c. c.}{in}$ 100				$\frac{c. c.}{in}$ 100	$\frac{c. c.}{in}$ 100	$\frac{c. c.}{in}$ 100		$\frac{c. c.}{in}$ 100	$\frac{c. c.}{in}$ 100	$\frac{c. c.}{in}$ 100
Water from the supply made to 'N' ward area ...	$\frac{c. c.}{in}$ 100	$\frac{c. c.}{in}$ 100	$\frac{c. c.}{in}$ 100	$\frac{c. c.}{in}$ 100	$\frac{c. c.}{in}$ 100	$\frac{c. c.}{in}$ 100	$\frac{c. c.}{in}$ 100	$\frac{c. c.}{in}$ 100			$\frac{c. c.}{in}$ 100		$\frac{c. c.}{in}$ 100	$\frac{c. c.}{in}$ 100	$\frac{c. c.}{in}$ 100		$\frac{c. c.}{in}$ 100	$\frac{c. c.}{in}$ 100	$\frac{c. c.}{in}$ 100	$\frac{c. c.}{in}$ 100	$\frac{c. c.}{in}$ 100	$\frac{c. c.}{in}$ 100	$\frac{c. c.}{in}$ 100	$\frac{c. c.}{in}$ 100

TABLE 86

VACCINE OPERATIONS WITH RESULTS.

Year.	Total No. of live births registered during the 12 months ending on 30th June	Primary vaccinations No. of children vaccinated during the Calender year	Number successful.	Percentage of successful vaccinations to the total No. of vaccinations results of which were known.	No. of revaccinations.	Total No. of persons vaccinated including primary vaccinations.
1	2	3	4	5	6	7
1947	49,679	57,846	47,269	99.81	2,36,497	2,94,343
1948	51,638	61,086	49,244	99.81	5,66,914	6,28,000
1949	57,042	73,520	60,576	99.96	16,27,587	17,01,107
1950	59,419	76,750	66,023	99.96	4,48,355	5,25,105
1951	65,679	74,434	65,552	99.92	6,49,353	7,23,787
1952	64,174	72,871	65,031	99.98	4,25,534	4,98,405
1953	64,955	67,045	60,097	99.99	5,33,291	6,00,326
1954	61,505	72,941	52,358	99.99	16,05,135	16,78,076
1955	73,814	67,861	39,632	91.07	2,87,104	3,54,965
1956	65,899	69,036	23,617		2,17,968	2,87,172

TABLE 87

RESULTS OF PRIMARY VACCINATIONS BY AGES. (Bombay City)

Results.	Under 1 Year.	1 to 6 years.	6 years & above.	Total.
Successful	...	20,525	3,043	23,617
Unsuccessful
Unknown	...	35,493	10,013	45,587

TABLE 88

INCOME AND COST

Amount realised by the sale of lymph, etc.	Municipal moiety of the fees realised from private vaccinations	Municipal fees (Moiety only) realised from Medical & Private students for receiving instructions in vaccination	Fees realised from vaccination certificates and other items	Fees realised for the issue of certificates of vaccination in international form.	Total realised	Cost of each successful operation taking into account all charges in.		Cost of each successful vaccination deducting the total income of the year.		Cost of each vaccination (primary & re-vaccination).	
						1955	1956	1955	1956	1955	1956
1	2	3	4	5	6	7		8		9	
Rs. a. p.	Rs. a. p.	Rs.	Rs.	Rs.	Rs. a. p.	Rs. a. p.	Rs. a. p.	Rs. a. p.	Rs. a. p.	Rs. a. p.	Rs. a. p.
7,122 8 9	3,598 12 0	4,885 00	417 0 0	3,144 0 0	19,167 4 9	2 3 2	1 12 0	1 12 6	1 7 7	0 5 5	0 5 8

INDEX

	PAGE
Administration and divisions of the city	1
Adulteration of food	2
Analyst Municipal, annual report of	11
Area and population	1
Arthur Road Hospital—annual report	9
Basket privies	2
Births and birth-rates	2
Births by months	19
Causes of deaths	3
Certificates of the cause of death	3
Cerebro-spinal meningitis	4
Cholera	4
Deaths and death-rates	2
Deaths by months	3
Deaths by sections	3
Deaths by sex and age	2
Deaths from principal causes	3
Diphtheria	4
Disinfection	6
Dispensaries—Municipal	9
Education	9
Enteric Fever	4
Epidemic diseases	3,4
Family planning clinics	7
Food—Seizure of and adulteration	2
Health visitors—Municipal	5,6
Hospitals—Isolation	9
Housing	2
Infant Mortality	3
Infectious Diseases	3,4
Influenza	4
Insecticidal activities	5
Legal Proceedings	2
Leprosy	5
Malaria, Ague and Remittent Fevers	5
Malaria—Anti-malarial work	5
Maternal mortality	3
Maternity homes	6
Medical relief	9
Meteorology of 1956	1
Milk—Adulteration	2
Mobile squad	1
Notices under Municipal Act	2
Notification of infectious diseases	3
Plague	3
Population	1
Propaganda	9
Prosecutions	2
Rats—Destruction of	3
Review of the year	1
Sanitary inspection	2
School health nurses	8
School medical inspection	7
Small-pox	3
Standards Branch	9
Still-births	2
Tables	13 to 73
Tuberculosis	4
Unwholesome food seizure and destruction of	2
Vaccination	12
Vaccination—Report of the Superintendent	12
Venereal diseases	4
Water supply	2