



**ADMINISTRATION REPORT  
OF THE  
MUNICIPAL COMMISSIONER  
FOR  
GREATER BOMBAY  
(SUBURBS)  
FOR THE YEAR  
1954-55**



V2311,61r  
D8-

BOMBAY  
PRINTED AT THE MUNICIPAL PRINTING PRESS  
1955

ADMINISTRATION REPORT  
OF THE  
MUNICIPAL COMMISSIONER  
FOR  
GREATER BOMBAY  
(SUBURBS)  
FOR THE YEAR  
1954-55



BOMBAY  
MUNICIPAL PRINTING PRESS

1955

## CONTENTS

### Part I

	PAGES
STANDING COMMITTEE'S REVIEW OF THE REPORT	.. i-viii
1. MUNICIPAL COMMISSIONER'S NOTE	... 1-11
2. FINANCIAL—	
Report of the Assistant Accountant (Suburbs) with Appendices	... 13-56
3. REVENUE—	
Report of the Deputy Assessor and Collector (Suburbs)	... 57-62
4. PUBLIC WORKS—	
Report of the Assistant Engineer (Suburbs)	... 63-74
5. WATER WORKS—	
(i) Report of the Assistant Engineer (West)	} ... 75-79
(ii) Report of the Assistant Engineer (East)	
6. LICENCES, SHOPS AND ESTABLISHMENT—	
Report of the Assistant Superintendent of Licences, Shops and Establishments (Suburbs)	... 81-83
7. MARKETS AND SLAUGHTER HOUSES—	
Report of the Assistant Superintendent of Markets (Suburbs)	... 85-88
8. EDUCATION—	
Report of the Education Officer (Suburbs)	... 89-92
9. INDEX	... 93-94

### Part II

10. PUBLIC HEALTH—	
Report of the Assistant Health Officer (Suburbs)	... 1-46

**REVIEW OF THE STANDING COMMITTEE OF THE ADMINISTRATION  
REPORT OF THE MUNICIPAL COMMISSIONER FOR  
GREATER BOMBAY FOR THE YEAR 1954-55.  
(SUBURBS)**

52.\* The Municipal administration of the suburban areas continued to be carried on under the direct charge of the Deputy Municipal Commissioner (Suburbs) the incumbent of the post of Assistant Municipal Commissioner being on deputation upto 22nd November 1954 and the post being held in abeyance thereafter.

53. In preparing the Budget Estimates for the year under report an Opening Cash Balance of Rs. 36.63 lacs was estimated. On the final closing of accounts for the year 1953-54 the actual Opening Balance for 1954-55 was Rs. 56.97 lacs which was more by Rs. 25.30 lacs than the actual Opening Balance of the previous year, viz., Rs. 31.68 lacs. The total income was budgeted at Rs. 123.58 lacs, but the actual realization amounted to Rs. 140.60 lacs, showing an increase of Rs. 17.02 lacs over the budgeted amount and an increase of Rs. 7.29 lacs over the actuals of the previous year, viz., Rs. 133.31 lacs. On the Expenditure Side, the budgeted amount was Rs. 128.93 lacs which exceeded by Rs. 21.12 lacs the actuals of Rs. 107.81 lacs of the previous year, but the actual expenditure at the close of the year amounted to Rs. 119.00 lacs which was less than the original estimate by Rs. 9.93 lacs. The anticipated deficit of Rs. 5.34 lacs was thus turned into a surplus of Rs. 21.60 lacs. The financial transactions for the year ended with a Closing Balance of Rs. 77.57 lacs against Rs. 56.97 lacs in the preceding year.

A detailed study of the Income Side reveals that there was a net increase of Rs. 17.02 lacs, compared with the original Budget estimates comprising of gross increases amounting to Rs. 18.25 lacs counterbalanced by decreases to the extent of Rs. 1.23 lacs. The main increases were under Genral Tax—Rs.4.63 lacs, Interest and profit on investment of surplus loan and other balance—Rs. 2.74 lacs ; Licensing and Removal of Encroachments—Rs. 1.34 lacs and Water Works—Rs. 6.47 lacs. The decreases in income were under Grant-in-aid in respect of fines—Rs. 0.05 lac and Grant-in-aid from Government—Rs. 0.81 lac; Education, Secondary—Rs. 0.37 lac.

The actual expenditure for the year, i.e., Rs. 119.00 lacs showed a net increase of Rs. 11.19 lacs over the actual expenditure of Rs. 107.81 lacs of the previous year. It was, however, less by Rs. 9.93 lacs than the original budgeted expenditure of Rs. 128.93 lacs. The final sanctioned grants for the year aggregated to Rs. 147.32 lacs against which the actual amounted to Rs. 119.00 lacs, leaving an unexpended balance of Rs. 28.32 lacs at the close of the year. Of this a sum of Rs. 12.96 lacs was being renewed for expenditure during the year 1955-56 and the balance, viz., Rs. 15.36 lacs was treated as savings on final grants sanctioned.

The amount of the loan proposed during the year and actually raised to finance the capital works expenditure including purchase of Plant and Machinery was Rs. 55 lacs. A contribution of Rs. 5.24 lacs was received from Government, being 1/3rd share of the expenditure incurred on the extension and improvement of (a) water supply, (b) sewerage and (c) surface drains. A contribution of Rs. 3.00 lacs was also received from Hospital Fund of Budget 'A'.

The book value of investments of the Sinking Fund at the close of the year amounted to Rs. 19.55 lacs including Rs. 95 in cash with the Imperial (now State) Bank of India. Valuing the Municipal Debentures at par, the market value of Sinking Fund Investments came to Rs. 20.00 lacs. This together with the amount of interest accrued upto 31st March 1955, viz., Rs. 6,731 and cash with the State Bank of India Rs. 95, brings the amount of Sinking Fund to Rs. 20.07 lacs, which more than covers the amount viz., Rs. 19.38 lacs to which the Sinking Fund should have accumulated at the close of the year. The excess in the Sinking Fund Investment account was Rs. 0.69 lac.

The total amount at the disposal of the Education Committee for the year was Rs. 19.64 lacs. The total expenditure amounted to Rs. 19.80 lacs. An amount of Rs. 5.50 lacs was received from Government towards the cost of Primary Education in the Suburbs.

54. The rates of taxes during the year under report in respect of General Tax and Halalkhore Tax were the same as last year, viz., 17 $\frac{3}{4}$  per cent. and 3 per cent. respectively. In respect of properties in 12 villages specified in List I of the Bombay Act XXX of 1951, the General Tax was levied at

\* Paragraphs 1 to 51 of Review of the Standing Committee relate to the Administration Report of the City of Bombay for the year 1954-55.



12 per cent. and in respect of properties specified in List II which came under taxation for the first time from 1st April 1954 the General Tax was levied at 8 per cent. only. The rates for water supply by meter measurement varied from As. 12 to Rs. 2-6-0 per 1,000 gallons.

At the close of the year, the total number of properties on the Assessment Register was 39,290 as against 31,732 and 30,854 in the previous two years, showing an increase of 7,558 and 8,436 properties, respectively. The rateable value of all properties was Rs. 453.11 lacs as against Rs. 348.91 lacs and Rs. 305.31 lacs for the previous two years. This gave a rate of Rs. 88.8 per head of population (5,10,250) as against Rs. 68.38 and Rs. 59.85 in the previous two years.

The net total demand in respect of Property and Wheel taxes for the year was Rs. 102.10 lacs plus the arrears of Rs. 62.26 lacs from the previous year. The amount collected during the year was Rs. 110.41 lacs as against Rs. 102.35 lacs in the previous year. The total outstanding of taxes at the close of the year amounted to Rs. 33.95 lacs, *i.e.* 32.82 per cent. of the net demand, *viz.*, Rs. 164.36 lacs.

Consequent upon some amendments to the Bombay Rents and Boarding and Lodging House Rates Control Act, 1947, the rateable values of a number of properties were required to be revised, the effect to the revision being given from 1st April 1954. This revision necessitated fresh inspection of most of the properties which affected the recovery of bills and recall of a number of bills. Amended bills on revised valuation basis were sent at almost the fag end of the year after disposal of the complaints against the revised valuation. All these factors led to an increase in the outstanding balances at the end of the year to Rs. 53.95 lacs. A sustained drive was, however, made for effecting the recovery of bills and a sum of Rs. 110.41 lacs was collected during the year as against Rs. 1,04.04 lacs and Rs. 85.65 lacs for the years 1953-54 and 1952-53, respectively.

The rates of taxation during the year continued to be the same as in the preceding year, *viz.*, 5 per cent. in the case of buildings and lands rateable values of which were above Rs. 2,000 in each case and 2½ per cent. in the case of buildings and lands rateable values of which were Rs. 2,000 and below but not less than Rs. 500 in each case. The net demand in respect of the tax was Rs. 25.03 lacs. The amount collected was Rs. 13.52 lacs, *i.e.*, about 54.03 per cent. of the demand. This shows rather a high percentage of outstanding and the Standing Committee hope that necessary steps will be taken for the collection of outstanding taxes in due time.

In the classification of properties according to the user, it is found that out of 39,290 properties with an approximate rateable value of Rs. 453.11 lacs, 31,260 properties only are used for residential purposes with an approximate rateable value of Rs. 252.39 lacs.

From the classification of properties according to the rateable values, it is found that as many as 39,179 properties come within the rateable value of Rs. 20,000, leaving only 111 properties having rateable values between Rs. 20,001 and Rs. 3,50,001 and above.

In pursuance of Government notification, dated the 5th February 1954, Urban Immovable Property Tax was levied for the first time on areas of the defunct village panchayats of Chembur and Versova.

Properties in areas specified in List II of the Bombay Act XXX of 1951, were brought under assessment for the first time from 1st April 1954, with the General Tax levied at 8 per cent. This brings the entire area of Suburban Wards under taxation.

#### Public Works.

55. In order to give additional amenities to the residents in the Suburban areas a number of works was carried out during the year. The Works of Drainage and Sewage, asphaltting water-bound roads, providing sewerage facilities, laying of sewers with Pumping Stations, improving lighting arrangements, etc., were undertaken in different parts of the suburbs during the year. Efforts were also made to control flooding.

The sewerage work in Khar and Santa Cruz and the purification works at Khar, the sewerage works of Ghatkopar area and Pumping Station at Bhandarwadi were completed during the year. Pumping Stations at Kurla and Ghatkopar were nearing completion.

Some of the newly laid sewers in Suburban area started functioning. In all 89 street connections were made at a cost of Rs. 14,195. 142 privies were converted into full-flushing water-closets and an amount of Rs. 21,000 was paid as subvention money. The total expenditure booked on the sewer works during the year was Rs. 28.74 lacs as against Rs. 19.5 lacs and Rs. 10.41 lacs in the previous two years.

56. The work of preparing an inventory of the Municipal properties in the Suburbs was completed during the year. The work of preparing a Road List for the Suburbs was nearing completion.

Upkeep, Maintenance  
and Repairs.

The total mileage of roads in the Suburbs is about 145 comprising 18 miles of water-bound roads, 116 miles of asphalt roads, 5 miles of concrete roads and 6 miles of unmetalled roads. Some of the existing water bound roads were asphalted during the year at a total aggregate cost of Rs. 2.83 lacs. Materials amounting to Rs. 0.32 lac were supplied to the residents in different areas for carrying out the work of water bound roads through voluntary efforts.

The ferry service between Versova and the Madh Island was maintained satisfactorily during the year. The total receipts amounted to Rs. 14,379 as against the expenditure of Rs. 8,506.

The cost of street lighting, both by electric and incandescent lamps numbering 5,282 amounted to Rs. 3.87 lacs as against 4,913 lamps and an expenditure of Rs. 3.36 in the previous year.

During the year public sanitary conveniences at four places were constructed at a cost of Rs. 14,953. However, no satisfactory progress was made for want of suitable sites.

In spite of careful vigilance, the spate of unauthorized construction could not be checked effectively. Out of 595 cases of unauthorized structures in which the sanction of the Standing Committee was taken, under Section 351 of the Bombay Municipal Corporation Act, 197 structures were demolished.

The total number of buildings constructed by private enterprise during the year was 490. Out of this, 388 were residential buildings and the remaining 102 non-residential buildings. The total number of buildings constructed by Housing Societies and by Employers for their employees was 17 and nil, respectively.

Revised Building Bye-laws were submitted to the Corporation during the year for their sanction so as to make them applicable to the whole of the Suburban areas including the Town Planning Scheme areas.

The Arbitration proceedings in respect of the following four Town Planning schemes were completed during the year :—

(i) T. P. S. No. X, Bandra ; (ii) T.P.S. No. V, Santa Cruz ; (iii) Draft T.P.S. No. VI, Santa Cruz ; and (iv) Draft T.P.S. No. III, Ghatkopar.

Government sanction to the proposed variation of the T.P.S. No. III, IV and V, Bandra, was received and Draft Varied Scheme for T.P.S. Bandra Nos. IV and V, were prepared and published during the year. As regards the variation of T.P.S. Bandra No. III, 6 months extension of time was applied for as the same could not be finished in the stipulated period. Government also approved the form of Commencement Certificate to be granted in respect of these Schemes.

The final varied scheme for Andheri No. II was drawn up by the Arbitrator and was sent to Government for their final sanction. No substantial progress in respect of T.P.S. Vile-Parle No. V could be made during the year as the Government did not undertake the work of City Survey of the area covered by the Scheme.

57. Suburbs like the City were supplied with water by gravity from the three lakes, viz. Tansa, Vehar and Tulsi. In the suburban areas, water is supplied for 24 hours except for certain elevated localities, like Bandra Hill and Pali Hill, which receive water for 12 hours at night time. Water for all purposes was charged by meter measurement. 545 new connections were made during the year in the suburbs. In addition, 19 metered stand pipes were provided from 'The Village Amenities Fund' at a cost of Rs. 32,694. A compounded charge was levied for these stand pipes in order that the poor people may get the water at lower cost. About 4,932 million gallons of water were supplied to the suburban areas during the year against 3,270 ; 3,140 and 2,300 million gallons in the preceding three years.

Water Supply.

98.31 miles of water mains of various sizes were maintained during the year. There were 817 complaints regarding short supply against 1082 in the previous year. It is reported that most of these complaints were due to manipulation of supply by landlords to prevent against excessive use of water by tenants and due to inadequate size of connection or due to absence of connections.

There were 36 bursts on various mains and 3,832 repair works were carried out during the year, at a cost of Rs. 1.23 lacs.

Ten Parks and Gardens were maintained by the Water Works Department during the year at a total cost of Rs. 12,500. Considerable improvements, renovations, etc., were carried out to keep these places in an attractive condition for recreation of the suburban population. The work of laying out a garden in Bandra T. P. Scheme No. IV, for which a provision of Rs. 15,166 was made, was taken in hand.

There were 143 Public Stand Pipes and 78 wells during the year under report and about 151 million gallons of water was supplied gratuitously to the public through the stand pipes.

During the year a Public Notice was issued under the provisions of Section 141(b) of the Bombay Municipal Corporation Act, to the effect that sufficient water supply was available from the Municipal Water Works for furnishing a reasonable water supply to all the premises within 500 feet of the water works throughout the suburbs. Consequently, landlords were issued notices under Section 271(2) of the Act to obtain adequate supply to their premises.

1,558 disconnection orders were received from the Assesment Department with the approval of the Standing Committee. Out of these, in 557 cases connections were cut off and in the remaining 1,001 cases orders were not executed as the amounts of the Municipal dues were paid up in time. Out of 557 cases of disconnection 495 connections were restored on payment of Municipal dues. In addition to the above, 36 disconnections were made for defective fittings. In all 499 notices were issued for defective fittings during the year.

The total revenue derived during the year from meter hire amounted to Rs. 0.86 lac and that from the supply of water for all purposes by meter measurement amounted to Rs. 30.66 lacs.

For improving water supply in the suburbs, new mains were laid and old ones were enlarged to meet the increasing demand for domestic and industrial purposes. The Refinery main was put into commission during the year under report.

58. During the year 5,783 Licences and Permits were issued as against 5,826, 5,292 and 4,350 during the previous three years, showing a decrease of 43, and increase of 491 and 1,433, respectively. The fees realized therefrom amounted to about Rs. 1.70 lacs as against Rs. 1.55 lacs, Rs. 1.66 lacs and Rs. 0.93 lac in the previous three years. Fees amounting to Rs. 38,544 were received for permits issued for exhibiting 678 skysigns and advertisements, as against Rs. 27,425, Rs. 38,998 and Rs. 21,897 in the previous three years. The fees realized from the issue of 4,452 licences to Hawkers and Squatters amounted to Rs. 43,538 as against Rs. 37,676, Rs. 29,547 and Rs. 23,220 in the previous three years.

During the year 567 prosecutions for offences under the Act, as against 587, 413 and 427 in the previous three years were instituted. The total amount of fines inflicted in 207 cases was about Rs. 4,170 as against Rs. 4,477, Rs. 3,510 and Rs. 3,569 for the previous three years 206, 131 and 151 cases of convictions, respectively.

The total revenue of the Department was about Rs. 2.59 lacs, against Rs. 2.26 lacs in the previous year.

59. During the year 1,182 new establishments were registered and the total number of establishments registered at the close of the year was 10,709 as against 9,527, 8,729 and 8,082 in the previous three years. During the year, 138 complaints were received and 23 were pending disposal at the beginning of the year; 157 complaints were investigated leaving 4 pending at the close of the year. 122 Mass raids were arranged during the year, of which 84 were day raids and 38 night raids while 577 prosecutions were instituted during the year, as against 483 in the previous year. The number of cases pending at the end of the year was 74. The total amount of fines realised was Rs. 16,665, as against Rs. 17,760 and Rs. 8,305 in the previous two years. The total expenditure incurred in administering the Act, was Rs. 51,443-15-0 including Dearness Allowance as against Rs. 77,446 in the previous year. The grant-in-aid sanctioned by the Government for the year 1953-54 in respect of the administration of the Act in the Suburban area was Rs. 8,011 against Rs. 8,305 in the previous year. The Government has been moved to sanction a further grant-in-aid of Rs. 9,749 being the difference between the amount of fines inflicted (Rs. 17,760) and the grant-in-aid already sanctioned. An amount of Rs. 2,970 was received by way of Registration Fees, etc., as against Rs. 2,800 in the preceding year.

*Theatre Tax.*—The concession of 20 per cent. rebate, if the tax was paid in advance before the 5th of every month was continued during the year. The total collection of receipts

from the tax amounted to about Rs. 0.74 lac as against Rs. 0.87 lac and Rs. 8.80 lac in the previous two years. The reduction in revenue is due to closure of 2 Theatres during the year.

60. During the year the number of Municipal Market and Slaughter Houses remained the same as in the previous year, viz., 16 and 5, respectively. Besides the 16 Municipal markets there were two private markets as in the previous year. The Five Year Plan for expansion and development of marketing facilities in the merged areas had been partially implemented by including proposals in the Loan Works Budget for acquisition of land for establishment of a market at Kurla, remodelling the Khar Market which is nearing completion, centralisation of the slaughter of sheep and goats at Andheri and providing cement mortar pavement at the Andheri Market.

Inadequacy of space is a factor which militates against expansion of Municipal Markets in the City proper. The case is, however, different in suburban area where large open spaces are available and the Standing Committee hopes that care will be taken to see that in the merged areas the layout of markets will be done with an eye to further development.

Improvements were also made in the Municipal Markets by providing brick masonry wall on the north side and cement concreting the pavement in the open plot of land at the Vile Parle Market, cement concreting the pavement at the Andheri market, providing a wooden chowki for the Inspectors' Office and cement concreting the pavement and platforms at the Marol Market.

The total receipts of the Department during the year amounted to Rs. 5,14,818 as against Rs. 5,15,343 realised in the previous year. A slight fall in the revenue is attributed to the decrease in recovery of squatters' fees during the time the work of remodelling the Khar Market was in progress.

During the year, unwholesome articles of food, such as, meat, fish, vegetable, etc., weighing 16,141 lbs. were destroyed as against 11,687 and 11,998 lbs. for the preceding two years. The total meat destroyed was 3,964 1/2 lbs. as against 4,418 lbs., and 6,135 lbs. in the previous two years. All the 11 prosecutions launched for unauthorized slaughter of animals during the year resulted in convictions. Total fines inflicted amounted to Rs. 369 only. The right of collecting and removing blood at Kasaiwada, Kurla, was sold at Rs. 3,000 for three years as against Rs. 1,250 realised in the previous year. The total number of animal slaughtered in merged areas during the year was 66,096 which realised slaughter fees of Rs 0.87 lac.

61. There were 93 schools and 19 classes in the merged areas in the beginning of the year. During the year 8 new classes were opened while one school was converted into a class and one class was converted into a school. Similarly, three new schools were taken over under Municipal management and three Classes were closed for want of sufficient number during the year. There were thus 96 Municipal Schools with 24 regular Classes with a strength of 33,144 pupils on the roll at the end of the year. The highest number of pupils during the year was 35,405 in September 1954, and the average number of pupils throughout the year was 32,969. Out of 96 schools 40 were Upper Primary Schools.

At the end of the year there were 840 ordinary teachers and 21 Special Teachers in the Suburban Schools as against 743 ordinary teachers and 20 Special Teachers in the previous year. Out of 840 teachers, 699 (83.2 per cent.) were trained as against 614 (82 per cent.) in the previous year.

The number of Municipal owned school-buildings at the beginning of the year was 33 against 32 in the preceding year. During the year a structure belonging to the branch school of Ramji Assar Vidyalaya, Ghatkopar, was taken over by the Corporation thus raising the number of Municipal owned school buildings in the Suburbs to 34 at the end of the year. The work of construction of an additional floor at the Municipal Ghatle Marathi School was completed and the extension of the Municipal Manilal Sunderji Gujrati School and of the Village Marathi School, Old Kurla, were nearing completion.

Physical Education was imparted as per the curriculum laid down by Government. Various extra curricular activities, viz., Sharad Utsav, Vacation libraries, etc., were conducted in schools on the lines of the City schools. Two mass drills were also held during the year.

As a result of the efforts made to bring as many non-attended children as possible to schools and to stabilise attendance, 21,963 pupils of compulsory age attended Municipal Suburban Schools at the end of the year as against 18,677 at the beginning of the year. As required under Rule 5 of the City of Bombay Primary Education Act, 1920, a Census of non-attending children was taken during the year.

The total expenditure for the year amounted to Rs. 19.80 lacs against which an amount of Rs. 5.50 lacs was received from Government. The average cost per pupil according to the number of pupils on rolls was Rs. 55.9 as against Rs. 61.2 in the previous year, while the average cost according to the average number of pupils on the rolls for the whole year came to Rs. 56.2 against Rs. 59.3 in the previous year.

There were 62 Aided Schools at the close of the year with 475 teachers for 13,937 pupils. Besides these Aided Schools, there were 9 Recognized Schools with 43 teachers for 891 pupils.

The total expenditure incurred by the Suburban Aided Schools was Rs. 9.01 lacs. The average cost per pupil was Rs. 65.7 to the Aided Schools and Rs. 9.1 to the Corporation.

The total amount of grant assessed during the year was Rs. 1.51 lacs. However, the Budget provision being less, recourse was taken to apply cuts to the assessed grants and the total amount recommended was Rs. 1.11 lacs.

Extension to the Suburban Schools of the Scheme of Free Supply of Toned Milk to undernourished children continued during the year and about 8,880 children received the benefit of milk feed. A fresh medical inspection of pupils in suburban schools was started in March 1955.

During the year the Suburban Office was amalgamated with the City office for administrative convenience and economy and Suburban Schools which were formerly in charge of an independent Superintendent, were given in charge of Superintendents of the City Schools as per languages. As a result of the amalgamation a number of posts in the ministerial and inferior services on the Suburban Establishment of the Department were proposed for abolition, resulting in a net annual saving of Rs. 23,600.

The Municipal High School, Bandra, continued to be under Municipal control upto 31st May 1954 and after that it was handed over for management to the Secondary Schools. Presidency Education Society, Bombay. The Municipal Marathi Secondary School, Ghatkopar, was also handed over on 1st May 1955 to the Ghatkopar Shikshan Prasarak Mandal.

**62. The merged area of the Suburbs ademeasure about 43,498.40 acres or 67.81 sq. miles and having a population of 5,10,250 ; the mean density of population roughly came to 11.75 per acre.**  
Public Health.

The number of live births recorded during the year was 18,571 (9,487 males and 9,083 females) which was more by 648 than that during the previous year (17,923). Still births reported during the year were 636 or 3.4 per cent. of live births. The total number of deaths registered from all causes during the year was 6,145 (3,320 males and 2,825 females) as against 6,528 in the previous year, showing a decrease of 383. Deaths among infants under one year of age numbered 1,648 which decreased by 132 against the number in the preceding year (1780). The infant mortality rate for the year was 88.7 per 1,000 live births as against 99.3 for the previous year. Birth rate was 36.4 and death rate was 12.0 per 1000 population giving an increase of 24.4 per 1000.

Deaths due to communicable diseases were Small-pox 12 ; Enteric fever 42 ; Malaria 9 ; Influenza 1 ; Tuberculosis 271 ; Dysentery 62 ; Measles 23; Diphtheria 34; and Poliomyelitis 2. No deaths were reported from Plague Cholera and Cerebro-spinal meningitis. It is reported that the sanitary conditions in the merged areas improved imperceptibly in several aspects. Licences were recommended for the first time to certain Milch Cattle stables in the suburban areas as the owners of these stables complied with the essential sanitary requirements. Considerable progress was, however, made in the conversion of basket privies into water-closets on full flushing system in the sewered part of H Ward. During the year 103, privies were either converted or demolished in this Ward.

Slum areas in the Suburbs which are over-crowded and which consist of several unauthorized structures erected without proper planning and proper sanitary arrangements resulted in fouling open spaces, yards, etc. Sanitary requisitions were enforced to improve the condition of the premises in those areas but still the conditions in numerous villages and 'Gaothans' and outlying habitations remained far from satisfactory. All available measures and experiments are being adopted to improve the conditions, but nothing short of slum clearance schemes would improve the sanitation of such areas.

Out of 98 cemeteries two are Municipal one situated at Charai in Chembur and the other at the rear of the Beggar's Home at Chembur. The rest are managed by private bodies.

**Medical Relief.**—The two Khan Bahadur Bhabha Municipal Hospitals, one at Bandra and the other at Kurla (with separate Maternity Wards attached to them), have a total accommodation of 76 beds of which 43 are in the Maternity Wards, 23 in the general male wards and the remaining 10 in the general female wards. The total number of new indoor patients admitted to these Hospitals was 7,313 and the total attendance was 33,266, as against 8,119 and 33,071 respectively, in the previous year.

In addition to the two dispensaries and Maternity Wards attached to the two aforesaid Hospitals there were 6 free Municipal dispensaries in the suburban areas. Two new dispensaries one at Jogeshwari and the other at Bhandup started functioning in November 1954. Two more dispensaries, one at Rajwadi, Ghatkopar and the other at Kherwadi, were started in January 1955 and Dispensary at Versova was started in February 1955. It is also proposed to open four new dispensaries at Kalina, Marol, Mankhurd, and Chunabhatti (Kurla). The total number of new out-door patients treated in all the Dispensaries including two mobile units was 1,76,642 and the total number of out-patients' attendance was 7,13,620 as against 1,50,353 and 4,46,969 respectively, in the previous year.

Extension of measures rendering medical relief in the Suburbs is more urgent at present than at any other time before. Due to speedy development of these areas and owing to the discontinuance of the practice of charging fees to the patients attending Municipal Medical Institutions in the Suburbs from 1st July 1953 the attendance at these Institutions has increased considerably as the figures cited above indicate.

63. The implementation of the scheme of amalgamation of the Conservancy and Street Cleansing and Sanitary services of the Public Health Department in the suburbs continued during the year.

There were 21 vehicles for the collection and removal of refuse. 33,039 tons of refuse was collected during the year, out of which 28,727 tons were utilized for reclamation of Municipal lands and 4,152 tons for reclaiming private lands.

35.20 lacs gallons of night soil and 263.40 lacs gallons of cesspool contents were removed during the year by the suburban conservancy staff. The night soil and cesspool contents were continued to be disposed of at the four depots, discharging the same at various points into the creeks, except for a small quantity used for composting at Ghatkopar in dry season. It is reported that this crude method of disposal of night soil and cesspool contents is to be replaced by constructing pail depots at various places.

As per the scheme for amalgamation, the separate post of the Dog-Licensing Inspector was retrenched and the work was distributed amongst Ward Supervisors. 2,153 dogs licences were issued and 3,785 dogs were caught and removed to the Lethal Chambers, Mahalaxmi, during the year.

During the year, 17 posts of scavengers were sanctioned for rat destruction work. This staff caught 18,045 rats from the suburban areas and attended 704 rat pests complaints during the year.

The right of removing carcasses in the suburban areas was given to a contractor except in Vile Parle, Bandivli, Mogra, Andheri and Koli-Kalayan where Madhvis operated. Carcasses of 2,388 big animals and 21,454 small animals were removed during the year. Out of these, carcasses of 1,202 big animals and 8,964 small animals were removed by the contractors and 1,186 big animals and 12,460 small animals were removed by Madhvis to the Municipal disposal grounds of Navapada and Oshivra, respectively. The Municipality had to remove 6 big and 5 small animals.

During the year the work of constructing conservancy staff quarters consisting of 34 tenements at Chembur and 36 tenements at Juhu was completed. The work of providing electricity in the existing chawls was also taken in hand.

The income earned through different sources by the Conservancy Branch was Rs. 0.63 lac.

During the year, the fleet of motor vehicles of Municipal Transport in the suburbs consisted of 196 vehicles, 182 of which were employed for rendering conservancy services. Out of these, number of vehicles of various kinds scrapped and awaiting disposal was 25, the number of new vehicles was two, the number of vehicles in working order thus being 173.



The property of the ex-Bandra Bus Service Co., at Santa Cruz, which was formerly occupied by the B.E.S. & T. Undertaking and vacated during the year, was purchased after negotiations at total cost of about Rs. 2 lacs in December 1954 and the same is now being used as a Repair Shop for repairs and maintenance of the suburban vehicles.

**64.** This year also the Municipal Chief Auditor's Report has not been included in the Municipal Commissioner's Administration Report, as required by Section 137(4) of the Act, as it was not received in time. The Standing Committee feel that every effort should be made to comply with the statutory provisions by the departments concerned. The Municipal Chief Auditor's Report would have been of much help to the Standing Committee while studying the report of the Municipal Commissioner. The report, however, will be forwarded to the Corporation separately, when received.

**65.** In conclusion the Standing Committee desire to record their appreciation of the very valuable services rendered by Shri P. R. Nayak, I.C.S., and Shri V. L. Gidwani, I.C.S., whose high administrative abilities and financial acumen were of great help to the Committee. The Committee also place on record their appreciation of the services rendered by the other Municipal staff.

Municipal Corporation Office,  
Bombay, 14th December 1955.

G. B. MAHASHABDE,  
Chairman, Standing Committee.

# The Administration Report Of The Suburbs For The Year 1954-55

The Municipal Administration in Suburbs continued to be under the direct charge of Shri A. H. K. Shaikh, B.A. (Aligarh), Deputy Municipal Commissioner (Suburbs) throughout the year under report.

Shri S. M. Y. Sastry, M.A., B.L. continued to be on deputation up to 22-11-1954 and his post continued to be held in abeyance during the year.

The Municipal High School, Bandra continued to be under the control of the Suburban Administration upto 31st May 1954 after which it was handed over for management to the Presidency Education Society, Bombay. The Municipal Marathi Secondary School, Ghatkopar was also handed over on 1-5-1955 to the Ghatkopar Shikshan Prasarak Mandal.

## II.—HEADS OF DEPARTMENTS

The following Officers were in charge of Assistant Accountant (Suburbs)'s Department during the period shown against their names :—

Shri R. G. Gulgule, B.com., from 1-4-1954 to 31-5-1954.

Shri D. R. Pimpalkhare, B.Sc., G.D.A. from 1-6-1954 to 14-9-1954.

Shri R. D. Cooper, B.A., LL.B., from 15-9-1954 to 15-12-1954.

Shri D. N. Surti, B.com. from 16-12-1954 to 31-3-1955.

Shri D. S. Rane, held the post of the Assistant Head Supervisor (Suburbs) throughout the year except for the period from 3rd May 1954 to 2nd July 1954 and from 15th November 1954 to 31st December 1954 when he was on leave. Shri D. E. Waskar and Shri S. P. Mahajan acted in his place from 6th June 1954 to 2nd July 1954 and from 16th November 1954 to 31st December 1954 respectively.

The Administration of the Suburban Primary Schools which was under the charge of Shri M. P. Shah, Superintendent, Municipal Gujarati and Aided Schools was amalgamated with the City Office from 1-5-1954.

The following Officers were in charge of the departments during the periods mentioned against their names :—

Shri T. M. Kandawalla, B.E. (Civil), Assistant Engineer (Western Division) from 1-4-1954 to 30-6-1954.

Shri D. R. Bhise, B.E. (Civil), A.M.I.E. Assistant Engineer (Western Division) from 1-7-1954 to 31-3-1955.

Shri M. K. Lawyer, B.Sc., (Engineering) (Banaras), A.I.E.E. (New York), A.M.I.E., Assistant Engineer (Construction) (Suburbs) from 1-4-1954 to 6-6-1954.

Shri V. J. Mistry, B.E. (Mechanical & Electrical) Assistant Engineer (Construction) (Suburbs) from 7-6-1954 to 7-10-1954.

Shri R. V. Abrew, B.Sc., B.E. (Civil), A.M.I.E. (India), Assistant Engineer (Construction) (Suburbs), from 8-10-1954 to 31-3-1955.

Shri N. J. Alvares, M.A., LL.B., Assistant Superintendent of Licences (Suburbs) from 1-4-1954 to 7-6-1954 and 1-3-1955 to 31-3-1955.

Shri N. S. Kharkar, B.A., Assistant Superintendent of Licences from 16-6-1954 to 28-2-1955.

Shri S. N. Koppal, B.A., B.T., S.T.C., was in charge of the duties of the Head Master of the Municipal High School, Bandra, till its transfer to the Presidency Education Society, on 31st May 1954.

Shri P. M. Rege, held the post of the Assistant Head Master in-charge of the Municipal Marathi Secondary Middle School, Ghatkopar, till the transfer of the School to the Ghatkopar Shikshan Prasarak Mandal on 30th April 1954.

The following Officers held the posts mentioned against their names throughout the year :—

Dr. G. N. Kowshik, M.B., B.S., B.Hy., D.P.H., Deputy Executive Health Officer.

Shri A. W. Shanbhag, G.D.A., Deputy Assessor and Collector (Suburbs).

Shri N. K. Gandhi, B.E. (Civil), A.M.I.E., Diploma in Town Planning, Assistant Engineer, 1st Grade (Suburbs).

Shri T. K. Talwalkar, Assistant Superintendent of Markets (Suburbs).

Shri A. B. Parmanand, B.E. (Civil), A.M.I.E., Assistant Engineer (East).

## III.—FINANCIAL

(000 omitted)

According to the Budget Estimates the Income, Expenditure and Deficit for the year were estimated at Rs. 1,23,58, 1,28,92 and 534 respectively. However, the actual income realised was Rs. 1,40,60 and the expenditure incurred was Rs. 1,19,00 resulting in a surplus of Rs. 21,60 at the end of the year. The actual income realised *viz.*, Rs. 1,40,60 showed

Estimated and Actual  
Income and expenditure.

an increase of Rs. 17,02 in the estimated income of Rs. 1,23,58. The actual expenditure for the year was Rs. 1,19,00.

**Incidence of Taxation.** The Incidence of taxation per head for the year was Rs. 22-0-11.

**Surplus Cash Balance.** The net unhypothecated Surplus Cash Balance on 31st March 1955 (including the minimum required by law) was Rs. 77,57 against the opening balance of Rs. 56,97 on 1st April 1954.

**Expenditure Grants.** The total amount of grants (including Budget grants Rs. 1,28,92, Renewed grants Rs. 10,30 and additional grants Rs. 8,10) was Rs. 1,47,32 while the expenditure amounted to Rs. 119,00 leaving an unexpended balance of Rs. 28,32. Out of this, grants aggregating to Rs. 12,96 were reserved for being renewed for expenditure in 1955-56 while Rs. 15,36 were treated as savings.

**Loan Works Expenditure.** The expenditure on Capital Works during the year amounted to Rs. 62,42 against Rs. 1,33,05 provided for in the Revised Estimates under this head.

**Loan Floated during the year.** During the year a loan of Rs. 55 lacs was raised by public subscription at 4 per cent, with 10 years' currency.

**Loan Liabilities.** The Loan liabilities of the Corporation in respect of Budget 'D' at the close of the year stood at Rs. 1,72,66. The total sinking fund required upto 31st March 1955 was Rs. 19,38, but actual value was Rs. 20,07 as under :—

Public Securities of Market Value	Rs.
Interest accrued on the above securities upto 31st March 1955	20,00
In Cash	7
	...
Total ...	20,07

Details of net revenue and net expenditure for 1954-55 are shown below :—

Particulars	(Full figures) Rs.
Net Revenue after deducting refunds, drawbacks and charges in respect of Assessment and Collection and granting of refunds—	
General Tax	46,77,113
Returns from Properties and Miscellaneous	4,19,626
Water Works	13,03,149
Street Cleansing and Conservancy, Road Watering and Halalkhore Service.	16,13,293
Wheel Tax and Tolls	4,62,588
Fire Tax	1,44,212
Markets and Slaughter Houses	2,99,299
Licensing and Removal of Encroachment etc., and Theatre Tax	2,29,621
Contribution from Capital Fund to Revenue on account of Loan Works Staff.	3,11,352
Rebate from Government on account of Collection of Urban Immoveable Property Tax in Suburbs.	23,203
Grants-in-Aid from Government	11,48,077
Share of Budget 'A' for Town Duty	13,71,095
Total ...	87,76,042
Net Expenditure after deducting Receipts—	
General Superintendence	2,06,247
Education (Primary)	13,40,484
Education (Secondary)	14,806
Public Health	6,16,960
Medical, Relief and Education	4,35,837
Roads, S. W. Drains and Public Lighting	16,45,706
Mechanical	7,147
Buildings, Acquisition and Management	2,31,722
Gardens and Open Spaces	49,780
Miscellaneous	89,275
Provident Fund, Pensions, Gratuities and Compassionate Allowances	2,27,712
Urban Immoveable Property Tax on Municipal Properties	631
Dearness Allowance	16,79,762
Grants-in-Aid to Public Institutions	69,975
Total ...	66,16,044
Surplus ...	21,59,998
Total ...	87,76,042

#### IV.—ASSESSMENT AND COLLECTION (SUBURBS)

The rates of taxes during the year under report were :—

General Tax 17½ p.c. (which includes ¾ p.c. of Fire Tax), and Halalkhore tax at 3 p.c. of the rateable value. The General Tax was levied at 12 p.c. of the rateable value of properties in 12 Villages specified in List I of the Bombay Act XXX of 1951 (An act to amend Bombay Municipal Corporation Act) and on properties occupied for industrial purposes in the area specified in List II, thereof, and at 8 p.c. on all the other properties in the areas specified in the said List II of that Act.

The rates for Water supplied by meter measurement varied from Annas 12 to Rs. 2-6-0 per 1000 gallons.

The total number of properties was 39,290 as against 31,372 in the previous year showing an increase of 7,918.

The rateable value of all the properties was Rs. 453.11 lacs as against Rs. 348.91 lacs for the previous year. The rateable value thus worked out to Rs. 88.8 per head of population as against Rs. 63.38 in the preceding year.

The total number of bills for property taxes and Wheel tax issued during the year was 97,912 and 16,850, respectively. The bills issued for Water charges were 21,244. The amount collected against a nett total demand of Rs. 1,64,36,291 including arrears of Rs. 61,79,376 for years prior to 1st April, 1954, was Rs. 1,10,41,043. In all 1,611 claims for refund of taxes were admitted during the year and an amount of Rs. 73,086-7-0 was allowed on that account.

There were 9,173 complaints against the rateable value of the properties during the year of which 6,745 were received under Section 167 and the remaining 2,428 under Section 162 of the Bombay Municipal Corporation Act. There were 39 Appeals against rateable values under Section 217 of the Act. Of these 2 were dismissed, 9 were withdrawn, 5 were compromised and 23 were pending on 31st March, 1955.

#### V.—CITY ENGINEER'S DEPARTMENT (SUBURBS)

##### PUBLIC WORKS

##### A.—Upkeep, Maintenance and Repairs

(a) *Buildings*.—The total expenditure incurred on normal repairs, including the monsoon repairs, on about 108 Municipal buildings in the Suburbs, amounted to Rs. 43,012 as against Rs. 26,734 during the previous year. The amount spent on Departmental works including special repairs was Rs. 30,746 during the year as against Rs. 12,266 on works carried out through P. W. Contractors.

The work of preparing inventory of Municipal properties in the Suburbs has been completed.

(b) *Roads*.—The work of preparing a Road list for the Suburbs is nearing completion.

Many water-bound roads were asphalted during the year. Materials amounting to Rs. 32,328 were supplied to the residents in different areas for carrying out the work of waterbound roads through voluntary efforts.

The cost of street-lighting by electric lamps numbering 5,282 amounted to Rs. 3,86,898.

(c) *Sewers and Drains*.—All the four pumping Stations, viz., Bunderwadi, Khar, Jay-Bharat and Chimbai worked satisfactorily during the year.

(d) *Ferry Service*.—The ferry service between Versova and Madh Island was maintained satisfactorily during the year. Total receipts from the ferry service amounted to Rs. 14,379 as against the expenditure of Rs. 8,506.

(e) *Inspection of Factories, Workshops, and Workplaces*.—In all 51 permits and licence cases relating to factories workshops and workplaces were inspected and disposed of during the year. 8 nuisance cases were attended to.

## B.—Construction Works under L. W. Programme

### I.—Works other than Sewerage Scheme

The following are some of the important building works which were either completed or in progress during the year :—

- (1) A Maternity Home, Dispensary and Mobile Hospital Unit, etc., at Chatkopar. Estimated cost Rs. 2,88,710.
- (2) Construction of quarters for conservancy staff at Juhu. Estimated cost Rs. 1,95,800.
- (3) Construction of Quarters for conservancy staff at Chembur. Estimated cost Rs. 2,10,000.
- (4) Construction of Quarters for conservancy staff at Kurla. Estimated cost Rs. 1,72,410.
- (5) Remodelling of the Khar Market. Estimated cost Rs. 3,91,000.

The following important road works were carried out—

- (1) Widening and asphaltting Chembur Mahul Road.
- (2) Salsette Track in Koldongri.
- (3) Bridge over Mithi River.
- (4) Constructing Saki Vehar Road.
- (5) Powai Road.

Many approach roads were provided in the Villages and some internal roads were also improved under the Village Amenities Fund. The total amount spent under this head during the year was Rs. 2,22,947.

Efforts were continued to secure suitable sites for the Public Sanitary Conveniences from Government. Sanitary conveniences have also been provided at some of the places in the Suburbs.

### SEWERAGE SCHEMES WORKS

The sewerage work in Khar and Santacruz (excluding T. P. Scheme areas) has been completed. Purification works at Khar and the work of remodelling the Bunderwadi Pumping Station have been completed.

Works on the sewerage of Chatkopar area were undertaken. Steps were also taken to facilitate sewerage of Industrial Housing at Chembur, undertaken by the Housing Commissioner.

The total expenditure booked on the sewer works during the year amounted to Rs. 28,73,751 as against the Budget provision of Rs. 47 lacs.

Some of the newly-laid sewers in Khar and Santacruz areas have started functioning. In all 89 street connections were made at a cost of Rs. 14,195. As a result of notices served under the Subvention Scheme 142 privies were converted into full flushing water closets. An amount of Rs. 21,000 was paid to, as subvention money during the year.

### C.—Construction Works of Roads, etc., by Government and Refinery Companies

A good deal of activity was taking place during the year, in Trombay area, where the construction works of Burmah Shell and Standard Vacuum Refineries were in full swing.

### D.—Inspection and Supervision of Private Buildings

Draft revised Special Building Bye-laws for the Suburbs were prepared and submitted to the Corporation for approval.

958 Proposals under Section 337 and 519 under Section 342 of the Bombay Municipal Corporation Act were received for the construction of new buildings and additions and alterations to the existing buildings.

The total number of Buildings newly constructed by private enterprises was 490 out of which 388 were residential and the remaining 102 non-residential.

In all 674 completion certificates were disposed of and 464 buildings were passed for occupation.

The total area of set-back added to the road during the year was 4,670 square yards.

During the year, 2,455 Notices under different Sections of the Bombay Municipal Corporation Act were issued, which included 312 Notices issued under Section 354 of the Act.

Regular lines of four roads were prescribed under Section 297 (1) of the Bombay Municipal Corporation Act and five layouts were sanctioned by the Standing Committee under Section 303(1) of the Act.

The work of City Survey in Ghatkopar Kirool areas has been completed.

### E.—Town Planning Schemes

The Arbitration Proceedings in respect of the draft T. P. Schemes, Ghatkopar No. III and Santacruz No. VI have been completed.

The T. P. Scheme Nos. III, IV and V, Bandra, were sanctioned to be varied by the Government Draft revised T. P. Scheme No. IV and V are being published, while, extension of time limit by 6 months is applied for, in respect of T.P. S. No. III, Bandra.

### Concluding Remarks

The progress in providing amenities to the Suburban area was fairly maintained with the funds made available during the year. Many waterbound roads were provided with black top surfaces. Paved S. W. Drains were constructed in different areas so as to reduce flooding; and works on the construction of maternity homes, dispensaries, etc., were undertaken. Sewerage facilities are being extended in Khar, Santacruz, Ghatkopar and Chembur areas.

### VI—WATER WORKS (SUBURBS)

(1) The Suburban Water Works are divided into three sections, *viz.*, (a) the Western section dealing with distribution and maintenance works in 'H' and 'K' Wards, (b) the Eastern section dealing with distribution and maintenance works in 'L', 'M' and 'N' Wards and (c) the Construction Branch dealing with all major construction works in the Suburbs.

(2) The suburbs are supplied water by gravity from the three lakes, Tansa, Vehar and Tulsī through several tapping points from the trunk mains. The Western Suburbs are served by the 24" Tulsī main supply through which is augmented from the 57" West and East Tansa mains at Marol and Bandra, the total average daily supply being 8.25 million gallons per day. The Eastern Suburbs are supplied water through ten tapings on the 48", 32" and Vehar mains, the total average daily supply being 6.25 million gallons.

(3) 4,932 million gallons of water were supplied to the suburban areas during the year, out of which, 2,955 million gallons were for domestic and 1,977 million gallons were for non-domestic purposes.

(4) 545 new connections were given during the year. In addition to this, 19 metered stand pipes were provided, the cost being charged to the Village Amenities Funds. The total number of stand pipes provided in the Western Suburbs is 55. The number of short supply complaints received and attended were 817. A Public Notice was issued under the provisions of Section 141 (b) of the Bombay Municipal Corporation Act that sufficient water was available from the Municipal Water Works for furnishing a reasonable supply to all premises within 500 feet of the Municipal Water Works throughout the Suburbs.



(5) 1,558 Disconnection Orders were received from the Assessor and Collector, of which only in 557 cases, the connections were cut off for non-payment of Municipal dues. The remaining 1,001 disconnection orders were not executed as the dues were paid. 499 notices were issued for defective fittings under Section 278 (2) of the Bombay Municipal Corporation Act and in 147 cases, prosecutions were launched, resulting in 47 convictions. The amount of fines recovered was Rs. 594.

Disconnection Orders and Notices and Court Cases.

(6)  $1\frac{3}{4}$  miles of mains varying from 3" to 12" were tested by Deacon Meters and 54 miles of mains from 3" to 12" were sounded and the defects detected were rectified.

Testing of Water Mains.

### MAINTENANCE BRANCH

(7) Four pumping sets, two at Malla Pumping Station and two at Bandra Hill Pumping Station were maintained. A 40 H. P. pump was provided as a temporary measure at Andheri Naka in order to boost up the supply to the North of Andheri. 98.31 miles of water mains of sizes varying from 3" to 18" were maintained. There were 36 bursts which were promptly repaired. 3,032 works pertaining to chokes in service pipes etc., were attended to.

Pumping Sets and maintenance of water mains etc.

(8) 143 public stand pipes and 78 wells were maintained during the year. About 151 million gallons of water was supplied gratuitously to the public through the stand pipes.

Stand Pipes and Wells.

(9) A total number of 17,284 pipes and 72,012 fittings were tested during the year.

Testing of Water Fittings.

### METERS

(10) 3,388 Municipal meters of different sizes were tested at Ghatkopar and Bandra Testing Shops. 3,057 Municipal meters were repaired and 30 private meters were overhauled. Orders were placed for the purchase of 69 meters of sizes varying from  $1\frac{1}{2}$ " to 6". 7,916 Municipal meters were maintained during the year.

Testing, Repairs and Overhauling of Meters.

(11) 10 Parks and Gardens were maintained and new gardens at Kurla, Bail Bazar were laid out.

Parks and Gardens.

### CONSTRUCTION BRANCH

(12) The existing structure of the Mala Pumping Station was remodelled to accommodate new 40 B. H. P. pumps. A new pump house was constructed on a triangular plot at the junction of Hill Road Bus Terminus. Both the works were in progress by the close of the year. 51,192 R. Ft. of water mains of sizes 4" to 36" were laid during the year.

Alterations and Construction of Pumping Station and Laying of Water Mains.

### WORKS OF INTEREST

(13) With a view to effecting improvement in pressures in Andheri and Jogeshwari areas, it was proposed to lay a 36" trunk main from the 57" main at Sahar upto Mahadevdas Amersey Road and to lay 36" and 24" mains in Ghodbunder Road upto Jogeshwari Naka. The work of laying 1,600 R. Ft. of 24" main in Ghodbunder Road was completed and brought into commission. The work of laying a 30" main was in progress. For improvement of pressures in 'H' Ward, it was proposed to lay a 24" main from the 57" main at Khar to Ghodbunder Road.

Remodelling of Distribution in 'H' and 'K' Wards.

(14) A total length of 2,672 R. Ft. of 24" and 17,167 R. Ft. of 36" diameter pipe lines were laid. The main was put into commission on 5th March 1955, after connecting it with the 48" Old Tansa mains.

Laying 36" main for Trombay and Chembur Area.

(15) Four Stand Pipes were provided at Koldongri, 6 at Mogra, 7 at Subashnagar and 2 at Kevanipada Village.

Works carried out from Village Amenities Funds.

(16) As a result of the Pitometer Gauging, it was noticed that there was a great disparity between the actual water supply given to the Suburbs and the figures accounted for from charges by meter measurement. A temporary staff of 4 Inspectors, 8 Overseers, and other labour staff was sanctioned by the Municipal Commissioner for a period of 4 months from 1st March 1955 for re-organising the Meter Branch and 3,000 properties were inspected by 31st March 1955. The work was in progress.

Re-organization of  
Meter Branch in the  
Suburbs.

## VII.—LICENCE DEPARTMENT

Licences and permits issued during the year numbered 5783 against 5826 in 1953-54 showing fees realised therefrom amounted to about Rs. 1,70,250 as against Rs. 1,54,648 during the preceding year. At the end of the year an amount of Rs. 870 was outstanding in respect of 73 notices of demand against an outstanding of about Rs. 1,025 from outstanding notices of the previous year. During the year under report the loss of revenue incidental to the disuse or demolition of old licensed premises amounted to about Rs. 6,079 as against Rs. 9,483 in the previous year.

Licences.

The total number of permits issued for exhibiting the sky-signs and advertisements was 678 which realised about Rs. 38,544 while corresponding figures for the previous year were 915 of permits and Rs. 27,425 as realisation of fees thereof. The number of permits appears less as consolidated permit for number advertisements of one party for the same period have been issued. The reason for increase in the revenue is due to the adjustment of the old deposits.

Sky signs and  
Advertisement.

The total number of hawkers and squatters licences issued during the year was 4452. The fees realised were about Rs. 43,538 against Rs. 37,676 collected in the previous year.

Hawkers and Squatters.

During the year, the licence department instituted 567 prosecutions for offences under Sections 328, 328A, 394 and 412A of the Bombay Municipal Corporation Act, as against 587 during the previous year. The total amount of fines inflicted in 207 cases was about Rs. 4,170 as against Rs. 4,477 in the previous year in 206 cases of conviction.

Prosecutions.

## Shops & Establishments

The total number of establishments as on 31st March 1955, stood at 10,709 as against 9,527, on 31st March 1954. 1,182 new applications for registration were received during the year against which 489 establishments had either been closed down or changed hands, hence the net addition of 693. The registration fees amounted to about Rs. 2,970 as against Rs. 2,800 in the previous year.

Registration.

During the year under report 17,469 visits were paid to various Establishments. 138 complaints were received in addition to 23 pending from the preceding year. Of these 157 were investigated and disposed of leaving 4 complaints pending at the close of the year. For checking the large area of the Suburbs 122 mass raids were carried out. In all 577 prosecutions were launched during the year realising an amount of about Rs. 16,665 as fines, leaving 74 (excluding 5 on dormant file) cases pending at the close of the year.

Inspections and  
Prosecutions.

The grant-in-aid received from Government for the year 1953-54 was Rs. 8,011. About Rs. 2,970 were received by way of Registration fees and fees for notices of change. The total expenditure incurred on the Administration of the Act, was Rs. 51,443-15-0 including Dearness Allowance of Rs. 12,966-15-0.

Grant in aid.

The realisation of Theatre Tax during the year under report amounted to about Rs. 73,660.

Theatre Tax.

## VIII.—MARKET DEPARTMENT

There were 16 Municipal Markets and 2 Private Markets in the Suburbs.

The five year Plan was partly implemented by provision in Loan Works Budget for (1) Remodelling of Khar Market, (2) Centralization of slaughter of sheep and goats

at Andheri, (3) Acquisition of land at Kurla and establishing a market thereon and (4) Providing Cement Mortar pavement at Andheri Market.

Five Municipal Slaughter Houses were functioning during the year under report. 4,743 buffaloes, 501 cows and bullocks and 61,288 sheep and goats were brought for slaughter at different Slaughter Houses, out of which 26 buffaloes, 14 cows and bullocks and 942 sheep and goats were rejected on ante-mortem examination.

The total approximate weight of dressed meat of buffaloes, cows and bullocks was 1,103½ tons and that of sheep and goats was 381.7 tons. The total meat condemned at Kurla Slaughter House was 1.21 tons.

21 raids were carried out for detecting unauthorised slaughter of animals and sale of unauthorised meat. Out of 11 prosecutions launched during the year, all resulted in convictions. The amount of fine inflicted was Rs. 369.

The right of collecting blood at the Municipal Slaughter House at Kurla, was sold for Rs. 3,000 for three years as against Rs. 1,250, realised for the previous year.

The total receipts of the Department were 5.14 lacs as against 5.15 lacs in the previous year.

## IX.—EDUCATION

At the end of the year, there were 96 Schools and 24 Classes with a strength of 33,144 pupils and 840 teachers of whom 699 were trained and 241 were untrained. Four new Schools were taken under Municipal management, 8 new classes opened, one school converted into a Class, one class converted into a School and one class was closed during the course of the year. The Classroom Formula provisionally adopted last year continued to be the basis for computing the requirements of the number of teachers during the year under report. Additional floor was constructed over one Municipal owned School Building at Ghatle whereas the extension of one School Building at Vile Parle and another at Old Kurla neared completion. One structure belonging to a Branch of a private School was also taken over under Municipal management along with the pupils.

The Scheme of co-education in Schools continued to work smoothly. The curriculum was divided month by month so as to ensure its steady and systematic completion in all the Schools. Teaching Aids—purchased from the market as well as prepared by the Teachers—were used for making teaching easier and interesting. Teachers' Diaries, Progress Cards, Progress Registers continued to be maintained in all the Schools. Cardboard Modelling Spinning and Cooking continued to be taught in some of the Schools. Text-books prescribed under G. R., E. D. No. TBK 1051, dated the 11th January 1952 continued to be used during the year. Pupils of Standards I to III were promoted to higher standards on the strength of their results in the Weekly Tests held throughout the year and those of Standards IV to VII were subjected to written examination. Out of the 32,857 pupils who appeared, 25,763 were successful giving a percentage of 78 at the Annual Examination. 1,237 pupils appeared at the Primary School Certificate Examination conducted by Government in April 1955 and the percentage of successful candidates was assessed at 34.5. Lack of suitable School buildings, largeness of certain classes inadequate facilities for studying at home and overcrowding were some of the factors that *inter alia* hampered the progress of pupils during the year.

All Scheduled and other Backward Class pupils and children of Municipal employees drawing a salary upto Rs. 240 per month continued to be exempted from the payment of fees which were charged at Rs. 2, Rs. 2-4-0 and Rs. 2-8-0 per month for Standards V, VI and VII respectively. 30 per cent. full and 20 per cent half-freeships were granted to poor and deserving children.

Physical Education continued to be imparted as per Government Curriculum. Annual Sports were held in November 1954 and Prize Distribution Ceremony was held under the Presidentship of Shri Mangaldas Pakvasa, the then Governor of Bombay. Mass Drill Displays—one at Bandra and another at Kurla—were held during the year. A short-term Course in Physical Instruction was conducted for imparting training in Physical Instruction to Municipal

teachers. Usual activities of the Boy Scouts and Girl Guides Department continued during the year.

The Education Officer and the Supervising Officers paid frequent visits to Schools and gave guidance to the teachers in improving the tone of education.

**5. Supervision.** A Census of non-attending children of school-going age was taken during January—February 1955 and the non-attending children were advised to join the Schools from June 1955 from the commencement of the new academic term.

There were 62 Aided Schools at the end of the year with 475 teachers imparting education to 13,937 pupils. The total amount of grants sanctioned for payment was Rs. 1,11,030 giving Rs. 9.1 as cost per pupil to the Corporation. Besides the Aided Schools, there were 9 Recognised Schools with 43 teachers catering to the educational need of 891 pupils.

**6. Aided and Recognised Schools.**

The amount available for expenditure for the Suburban Schools was Rs. 19,63,590-1-3. The total expenditure amounted to Rs. 19,79,890-0-0. An amount of Rs. 5,50,000 was received from Government as grant towards the cost of Primary Education in the Suburbs.

**7. Finance.**

(1) Amalgamation of the City and Suburban Offices : With a view to effecting more expeditious and economical administration of Suburban Schools, the City and Suburban Offices were amalgamated from 1st May 1954 and the Schools were given in charge of the Superintendents in charge of City Schools, languagewise. Surplus posts in Ministerial and Inferior services on the Suburban Establishment were also proposed to be abolished resulting in an approximate saving of Rs. 23,600 per annum.

**8. General.**

(2) Free supply of milk : 6,270 out of a total of 9,439 detected undernourished children in Suburban Municipal Schools were supplied free with 8 ozs. of pasteurised milk. The benefit was further extended to 8,880 children as a result of a reduction in the price of toned milk by Government.

(3) Gratis use of School premises : Use of Municipal School premises continued to be allowed gratis to recognised organisations for conducting Hindi and Literacy Classes etc., outside school hours.

(4) Extra-Curricular Activities : Extra Curricular activities e.g., Sharad Utsav Celebrations, conduct of Vacation Libraries, Celebrations of Independence and Republic Days, Excursions etc., continued successfully during the year.

## X.—PUBLIC HEALTH DEPARTMENT (SUBURBS)

**Area and Population.**—The total area of the Suburbs is 43,398 acres *i.e.* about 67.81 square miles and the population enumerated in the census of 1951 is 5,10,250.

**Birth Registration.**—The total of births registered during the year was 18,571 as against 17,923 for the year 1953, being 648 in excess of that of the latter year.

**Death Registration.**—The total number of deaths registered from all causes during the year was 6,145 as against 6,528 in 1953, showing a decrease of 383.

**Infant Mortality.**—Deaths among infants under one year of age numbered 1,648, as against 1,780 in 1953, showing a decrease of 132.

The infant mortality rate per 1000 live births registered was 88.7 for the year 1954 as against 99.3 for the previous year.

**Infectious Diseases.**—No deaths were reported from Plague, Cholera and Cerebro-spinal meningitis.

There were 12 deaths from small-pox, 42 from Enteric Fever, 1 from Influenza and 271 from Tuberculosis.

**Immunization.**—The number of primary vaccinations and re-vaccinations done was 24,433 and 1,75,257 respectively including those at the 25 vaccination stations as against 24,786 and 68,479 in 1953.

**Malaria.**—Malaria caused 9 deaths.

**Dysentery.**—There were 62 deaths from Dysentery.

## OTHER PRINCIPAL DISEASES

There were 156 deaths from diseases of the respiratory system, 54 from Bronchitis 250 from Diarrhoea, 1,393 from Pneumonia, 576 from Congenital debility and 653 from Senile debility. Leprosy caused 3 deaths.

**Medical Relief.**—The Institutions rendering Medical Relief in the merged area are:—

**Two Municipal Hospitals.**—One at Bandra and the other at Kurla with a total of 33 beds, Medical and surgical.

Four Municipal Maternity Homes, one each at Ghatkopar and Chembur and two Maternity Wards attached to the two Hospitals at Bandra and Kurla, with a total of 70 Maternity beds.

There were eight Municipal Dispensaries, one each at Andheri, Jogeshwari, Vile-Parle, Chembur, Old Kurla and Bhandup and the out-patients' Dispensaries attached to the two Hospitals at Bandra and Kurla. The two dispensaries at Jogeshwari and Bhandup were started from 1st November 1954.

The hired Services of two Mobile Hospital Units of the Peoples' Mobile Hospitals also rendered Medical Relief to out-lying Villages etc., in the Suburban area, one in H and K Wards and the other in L, M and N Wards.

The total number of new indoor patients admitted in the Hospitals was 7,313. The total attendance of indoor patients was 33,266.

The total number of new outdoor patients treated in all the dispensaries including two Mobile Units was 1,76,642 and the total out patient attendance was 7,13,620.

Two new dispensaries at Rajawadi Ghatkopar, and Kherwadi were started from 1st January 1955 and one dispensary at Versova was started from 1st February 1955. It is proposed to open four more dispensaries at Kalina, Marol, Mankhurd and Chuna-bhatti (Kurla). One Municipal Mobile Dispensary at Rajawadi, Ghatkopar is also proposed for rendering Medical relief in the villages hitherto unserved.

**Milch Cattle Stables.**—Licences were recommended for the first time to certain milch cattle stables in the Suburban areas as the owners of these complied with the essential requirements.

**Veterinary Service.**—The Veterinary Service was continued through the Veterinary Dispensary at Khar, as in the previous year.

The number of animals treated at the Dispensary was 3,942.

**Licensable Trades.**—Licences were issued to all such trades as were found conducted in Municipal limits with a view to enforcing on them the minimum of hygienic and sanitary requirements. Such enforcement necessitated statutory actions and prosecutions in several instances.

**Food Sanitation.**—This included supervision and control through licensing of food shops and establishments, inspection of food stuffs exposed for sale and seizure and destruction of food found unwholesome or unfit for human consumption.

To secure purity of articles of food exposed for sale, control was exercised through the enforcement of provisions of the Bombay Prevention of Adulteration Act 1925, as amended to date. Special attention was paid to sampling of milk under the Act. Out of 1171 food samples examined chemically, 273 were found adulterated, 309 prosecutions were launched and fines amounting to Rs. 2,369 were inflicted.

**Inspection of Factories, Workshops, etc.**—Factory Inspections were continued in the Suburban area. Total number of permits issued was 33.

**Health and Cleansing Weeks.**—Health and Cleansing Weeks were arranged with the help of local Social Organizations and Volunteers throughout the year. Localities were selected in turns for intensive cleansing and rectification of sanitary defects noticed in the residential premises of these localities.

## MILK-IN-SCHOOL SCHEME

The scheme of supplying milk to the undernourished children in the Suburban Municipal Schools was started from 15th July 1953, after a rapid survey carried out by the staff of City School Health Service and 8,880 pupils selected from the 9,439 undernourished children were given the benefit under the scheme.

**General Review.**—Disposal of sullage wastes from the premises into roadside open storm water channels and drains was prohibited by a Public Notice and appropriate actions were taken to prevent nuisance of smell, mosquito breeding, etc., from the channels and drains. Slums and unauthorized old constructions having no sanitary conveniences in most cases and inadequacy of the latter in others resulted in fouling of open spaces, yards, etc.

The greater portion of the Suburbs is undrained and unsewered. A good many premises have either inadequate, objectionable or inefficient sanitary conveniences and some have none at all. Statutory actions were, therefore, taken wherever possible to enforce provision of appropriate and adequate sanitary accommodation.

Considerable progress was made in the substitution of basket privies by water closets on full flushing system in the sewered part of H-Ward, Bandra by having recourse to the subvention scheme.

Sanitary conditions in the numerous villages, "Gaothans" and out-lying habitations have been far from satisfactory but the intensive cleansing campaigns as well as the village improvement schemes have improved conditions in several of them.

Nothing short of slum-clearance Schemes will however improve materially the sanitation of such areas. All other available measures and expedients are, however, being adopted towards improving sanitary conditions.

P. R. NAYAK,  
*Municipal Commissioner  
for Greater Bombay.*



# FINANCIAL

## SUBURBS

A.E./G.B./D2/ 24 of 5th August 1955.

Report from the Chief Accountant on the Accounts of the Bombay Municipal Corporation Suburbs for the year 1954-55.

The following statement summarises the transactions for the year pertaining to Revenue and the actuals for the preceding year :—

	1954-55			Actuals for 1953-54
	Budget Estimates	Revised Estimates	Actuals	
	Rs.	Rs.	Rs.	
Opening Balance ...	36,63,000	56,96,863	56,96,863	31,67,314
Income ...	1,23,58,312	1,32,30,811	1,40,60,208	1,33,31,254
Expenditure ...	1,28,92,557	1,34,32,338	1,19,00,210	1,07,80,827
	5,34,245 (Deficit)	2,01,527 (Deficit)	21,59,998 (Surplus)	25,50,427 (Surplus)
Balance ...	31,28,755	54,95,336	78,56,861	57,17,741
Reservation for advances <i>vide</i> para. 2 ...	...	+5,39,272	—99,470	—20,878
Closing Balance ...	31,28,755	60,34,608	77,57,391	56,96,863

2. The details of the Reservations for advances etc., are :—

Increase in—		Rs.	Rs.
Renewed Grants ...	...	1,97,380	
Miscellaneous Advances ...	...	41,410	
			2,38,790
Decrease in Advances for Plant and Machinery ...	...		1,39,320
Net increase ...	...		99,470

3. The net unhyponthecated surplus cash Balance of 31st March 1955 was as under :—

Liabilities		Assets	
	Rs.		Rs.
Advances for Plant and Machinery ...	4,17,091	Surplus Revenue Fund as per Appendix No. 2.	84,98,562
Miscellaneous Advances ...	3,24,080		
Minimum required by Law ...	1,00,000		
Surplus Cash Balance ...	76,57,391		
Total ...	84,98,562	Total ...	84,98,562

4. The loan liabilities at the beginning and at the end of year were as under :—

Outstanding debt on 1st April 1954	Loans raised during the year	Repayment during the year	Outstanding debt on 31st March 1955
Rs.	Rs.	Rs.	Rs.
1,17,65,500	55,00,000	...	1,72,65,500

A loan of Rs. 55,00,000 was raised by public subscription in the month of October 1954 at 4 per cent interest with a currency of 10 years, sanctioned under Corporation Resolution No. 273, dated the 28th June 1954 and G.R. No. Lon 3254, dated the 13th September 1954.

The position of Sinking Fund is shown below :—

Amount of Fund on 31st March 1954	Interest, etc., realisation	Sinking Fund Instalments	Amount of Fund on 31st March 1955
Rs.	Rs.	Rs.	Rs.
13,89,003	57,798	5,08,522	19,55,323

The value of securities held in the Sinking Fund Account on the basis of market rates prevailing on 31st March 1955, including accrued interest and cash exceeded the actual amount of Sinking Fund which should have accumulated by Rs. 69,153 which was held in the Sinking Fund Account.

### INCOME

5. A detailed comparison between the Budget, Revised Estimates and the Actuals will be found in Appendix No. 3. The estimated income for the year as per the Budget Estimates was Rs. 1,23,58,312 against which the Actuals amounted to Rs. 1,40,60,208 resulting in increase of Rs. 17,01,896 over the Budget Estimates and of Rs. 8,29,397 as compared with the Revised Estimates *viz.*, Rs. 1,32,30,811. The reasons for increases and decreases are explained in Statement 'A'.

6. The position as regards income from General Tax, Water Tax, Halalkhore Tax will be seen from the sub-joined statement :—

	1954-55	1953-54	Increase
	Rs.	Rs.	Rs.
(1) General Tax (including Fire Tax)—			
Total Collections booked ...	53,00,404	50,25,788	2,74,616
Deduct—			
Recoveries for previous years ...	13,54,346	15,18,317	—1,63,971
Total ...	39,46,058	35,07,471	4,38,587
Add—Outstanding for the year at the close of the year ...	*28,27,715	20,88,053	7,39,662
Total ...	67,73,773	55,95,524	11,78,249
(2) Water Tax and water charges by measurement and at compounded rates—			
Total Collections booked ...	30,78,458	29,68,257	1,10,201
Deduct—			
Recoveries for previous years ...	4,51,902	6,06,175	—1,54,273
Total ...	26,26,556	23,62,082	2,64,474
Add—Outstanding for the year at the close of the year ...	*8,54,625	4,60,099	3,94,526
Total ...	34,81,181	28,22,181	6,59,000
(3) Halalkhore Tax and for special service—			
Total Collections booked ...	6,74,621	6,55,043	19,578
Deduct—Recoveries for previous years ...	2,03,686	2,11,861	—8,175
Total ...	4,70,935	4,43,182	27,753
Add—outstanding for the year at the close of the year ...	*3,39,551	3,22,959	16,592
Total ...	8,10,486	7,66,141	44,345
Net demand on account of Property Taxes inclusive of refund	1,10,65,440	91,83,846	18,81,594
The total outstanding on 31st March 1955 amounted to Rs. 40,21,891			

\* As supplied by Dy. Assessor and Collector (Subs.).

7. The final sanctioned grants amounted in the aggregate to Rs. 1,47,32,553 as follows :—

	Rs.
Budget Grants ...	1,28,92,557
Unexpended grants for previous year renewed for expenditure ...	10,30,492
Additional Grants ...	8,09,504
Final sanctioned grants ...	1,47,32,553

The Additional grants were mainly taken for (i) meeting the cost of water supplied to the area merged in Greater Bombay as more quantity of water was consumed than anticipated, (ii) for opening new dispensaries at Rejawadi, Ghatkopar, Bhandup, Jcgeshwari, and clinics for treatment of Leprosy cases and lastly (iii) for city survey, re-erection of parapet wall of the Northern approach road to Mahim Causeway and repairs and maintenance to roads on account of more damage caused due to heavy vehicular traffic.

The transfers from one Budget head to another without affecting the total Budget provision for the year amounted to Rs. 1,86,929.

8. The final sanctioned grants for the year aggregated to Rs. 1,47,32,553 as stated above against which the actuals amounted to Rs. 1,19,00,210 leaving an unexpended balance of Rs. 28,32,343 at the close of the year. Of this a sum of Rs. 12,96,641 is being renewed for expenditure during 1955-56 against Rs. 10,99,261 in 1954-55 and the balance *viz.*, Rs. 15,35,702 being treated as savings on final grants sanctioned as detailed in Appendix No. 4.

The heads under which the renewals are required will be found in Appendix No. 4 and this expenditure also will be found classified according to the nature of service in the summary to Statement 'B'. The items contributing to decreases under various heads of expenditure are shown in Statement 'B'.

9. The percentage of Establishment proper and of labour to the total expenditure for 1954-55 and the previous year are given below :—

	Percentage to total expenditure during	
	1954-55	1953-54
	%	%
	Rs.	Rs.
(1) Establishment proper including supervision	14.38	15.76
(2) Labour	12.25	12.83

#### LOAN FUNDS

10. The amount of new loan proposed in the Budget for 1954-55 and actually raised to finance the capital works expenditure including purchase of Plant and Machinery was Rs. 55 lakhs. A contribution of Rs. 5.24 lakhs was received from Government being 1/3rd of the expenditure incurred on the extension and improvement of (a) water supply (b) sewerage (c) surface drains. A contribution of Rs. 3,00,000 was also received from Hospital Fund of Budget A.

#### LOAN WORKS EXPENDITURE

11. The Opening Balance on the 1st April 1954 on account of Loan Funds, but excluding Trust Fund was Rs. 15,00,953. Adding to this Rs. 55 lakhs raised during the year and Rs. 5,23,763 received from Government as contribution and Rs. 3,00,000 from Hospital Fund of Budget A the total funds available for expenditure were Rs. 78,24,716. The total expenditure incurred during the year amounted to Rs. 63,15,787 leaving an unspent balance of Rs. 15,08,929 in the Loan Funds at the close of the year.

12. The following statement contrasts the expenditure on capital works with the Budget and Revised Estimates during the last five years :—

Year	LOAN AND TRUST FUNDS			Percentage by which actuals fell short of Budget Estimates	Percentage by which actuals fell short of Revised Estimates
	Budget Estimates	Revised Estimates	Actuals		
	Rs.	Rs.	Rs.		
1950-51	28,47,794	31,77,889	5,50,204	80	82
1951-52	35,94,548	42,12,524	12,27,579	66	71
1952-53	79,94,313	64,43,737	20,82,473	74	68
1953-54	75,31,812	1,17,14,583	52,08,536	31	55
1954-55	88,56,732	1,33,05,267	62,41,542	28	53

The above figures do not include the amount on account of subvention and Discount and other charges on the New Loan.

The Revised Estimates for 1954-55 adopted by the Corporation were for Rs. 1,34,54,867 including Rs. 34,600 on account of subvention, Rs. 1,15,000 on account of charges for raising the New Loan and Rs. 26,004 on account of estimated expenditure under Trust Fund. The amount of Rs. 62,41,542 shown as actual expenditure is arrived at as follows :—

Expenditure as shown in the summary of Appendix No. 8 including expenditure under Trust Fund.	Rs. 63,37,792
Deduct—	
Expenditure for raising the New Loan	96,250
Total	62,41,542

## SINKING FUND

13. From Appendix No. 10 it will be seen that the book value of investments of the Sinking Fund as on 31st March 1955 amounted to Rs. 19,55,323 made up of Rs. 19,55,228 being the book value of securities and Rs. 95 in cash with the State Bank of India. Valuing the Municipal Debentures at par the market value of Sinking Fund Investments held on 31st March 1955 comes to Rs. 20,00,151 as shown in Appendix No. 16A. This together with the amount of interest accrued upto 31st March 1955 viz., Rs. 6,731 and cash with the State Bank of India Rs. 95 brings the total amount of Sinking Fund to Rs. 20,06,977 and more than covers the amount viz., Rs. 19,37,824 to which the Sinking Fund should have accumulated upto 31st March 1955. The excess in the Sinking Fund Investment account was thus Rs. 69,153.

## INVESTMENTS AND INVESTED BALANCES

14. The details of investments made during the year are as follows :—

	Amount Rs.	Average number of days
(1) Current Account Deposits	... 1,13,39,676	13.30
(2) Fixed Deposits	... 3,00,00,000	89.51
(3) Call Deposits	... 35,00,000	139.28
Total	... <u>4,48,39,676</u>	<u>74.10</u>

The interest earned during the year amounted to Rs. 3,48,697 and the details are as follows :—

	Rs.
(1) On Current Account Deposits	... 4,157
(2) On Fixed Deposits	... 2,28,806
(3) On Call Deposits	... 39,367
(4) On Investments in Public Securities, etc.	... 76,367
Total	... <u>3,48,697</u>

The average rates of interest on Current Account Deposits, Call Deposits and Fixed Deposits were 1 per cent. 2.94 per cent. and 3.10 per cent. as against 1.05 per cent. 2.76 per cent. and 2.89 per cent. for the preceding year respectively. The rate realized on Call Deposits ranged from 2½ per cent. to 3 per cent. while that realised on Fixed Deposits ranged from 3 per cent. to 3½ per cent. The maximum rates realised on Call Deposits and Fixed Deposits during the preceding year were 3 per cent. and 3½ per cent. respectively.

The average rate of interest on all Deposits was 2.99 per cent. as against 2.77 per cent. in the preceding year.

## DEPARTMENTAL STOCK VERIFICATION

15. Verification of consumable stores, stationery, dead stock, Plant and Machinery, tools etc., of various departments viz., D.E.H.O., Bhabha Hospital, Kurla, I.T. (Sub.), Old Kurla Dispensary, A.E. (L & M) Ward Dashrathlal Joshi Free Library, Vile Parle, etc., was carried out. Replies to notes regarding verification of stores were verified. Verification of dead stock articles in respect of Suburban Schools and Offices was also carried out. In all 105 Offices and Schools were visited for the above work during the year 1954-55.

## STREET IMPROVEMENTS

16. The provision made in the Revised Loan Works Budget for meeting claims on account of acquisition of Set Backs was Rs. 15,000 (excluding Rs. 45,000 earmarked for adding set back lands to roads) against which the expenditure is Rs. 2,848. This leaves a balance of Rs. 12,152. After deducting all ascertained time-barred claims the undischarged commitments on 31st March 1955 in regard to set backs already acquired and sanctioned to be acquired amount to Rs. 31,784 as stated by the Assistant Engineer (Suburbs) against which we have a provision of Rs. 18,750 (excluding Rs. 56,250 earmarked for adding set back lands to roads) in the Budget for 1955-56. In addition to this further liabilities may be expected on account of further acquisition of set backs that will be sanctioned during 1955-56.

## GENERAL REMARKS

(000 Omitted)

17. In the Budget Estimates for the year the Income was originally estimated at Rs. 1,23,58 the expenditure Rs. 1,28,92 the deficit being Rs. 5,34.

On the basis of eight months' actuals the income for the year was further revised to Rs. 1,32,31 and expenditure to Rs. 1,34,32 resulting in a deficit of Rs. 2,01.

The actual Income realised was Rs. 1,40,60 and expenditure aggregated to Rs. 1,19,00 resulting in a surplus of Rs. 21,60.

Reasons for increases in Income are detailed in Statement 'A'.

The expenditure for the year was estimated at Rs. 1,28,92 and as per revised estimate (8 months basis) at Rs. 1,34,32. The Final Grants, however sanctioned aggregate to Rs. 1,47,32 against which the actual expenditure booked was Rs. 1,19,00 resulting in an unexpended balance of Rs. 28,32, at the close of the year. As against the unexpended balance of Rs. 28,32 the departments proposed renewal of grants to the extent of Rs. 12,96 for expenditure in 1955-56 and the balance of Rs. 15,36 was treated as savings.

The Opening Surplus Cash Balance was Rs. 56,97. The transactions for the year resulted in the surplus of Rs. 21,60. Thus the balance at the close of the year was increased to Rs. 78,57 and after taking into account the increase in the reservation of advances as detailed in para. 2 the balance at the end of the year stood at Rs. 77,57.

The expenditure estimated for the year on Loan Works as detailed in para. No. 12 was Rs. 88,57 revised to Rs. 1,33,05 against which the actuals amounted to Rs. 62,42 thus the actuals fell short of the Budget and Revised Estimates by 28 per cent. and 53 per cent. respectively.

The position regarding Sinking Fund was satisfactory as there was an excess accumulation of Rs. 69

The notable features during the year under report are the extension of increased facilities provided at a cost of Rs. 11.30 lacs by construction of new dispensaries, maternity home, etc., as detailed below:—

	Rs.
(1) Construction of a Maternity Home, a Dispensary and a Mobile Hospital at Ghatkopar.	2.59
(2) Providing Dispensaries in Suburbs ... ..	0.25
(3) Construction of Harijan Quarters at Juhu, Chembur and Khar ... ..	2.80
(4) Pumping Stations at Kurla, Bandra, etc., and Disposal Works at Khar ... ..	4.35
(5) Widening of Bridge at Kurla Andheri Road over Mithi River ... ..	1.31
Total ...	11.30

In addition to this large amounts were also spent in improving the system of water supply, sewerage and drainage facilities.

Special attention is being paid to the improvement of amenities in the villages which had absolutely no facilities as they were not included in any municipal area even prior to their merger with the Corporation. A sum of over Rs. 2 lakhs was spent during the year in the villages for improving and construction of new roads water supply, drains, etc. A Mobile Hospital Van also visits some villages for rendering free medical service to the residents on spot as the Municipal dispensaries are located at a distance far from the villages.

The transactions of the year reveal a surplus of Rs. 21.60 lacs as was the case last year. This was mainly due to the actual expenditure being less, counterbalanced to some extent by an increase in income under (i) property taxes due to increased rents as per recent amendments to the Rent Act, (ii) interest and profit on investment of surplus, loan and other balances due to larger balances being available for investments, (iii) water by measurement due to recoveries of outstanding bills and increases in the number of connections and lastly (iv) share from Budget 'A' for Town Duties due to more Town Duty collection in Budget 'A'.

Large amounts were spent during the year on (1) Repairs to roads damaged by heavy vehicular traffic and heavy and unprecedented monsoons, (2) repairs to refuse and cesspool vehicles, (3) Improvement of lighting, (4) Providing new dispensaries, etc., though substantial amounts have thus been spent for improvement of essential civic services, a large number of amenities are still to be provided for the growing population of the suburbs such as (1) Opening of new playgrounds, recreation centres, (2) Provision of adequate water supply, (3) Promotion of public health measures, (4) Housing accommodation to low income groups, etc., proposals in respect of which have already been embodied in the Second Five Year Plan, submitted to the Government for their approval.

In conclusion, I would like to add that the staff have done their duty with commendable zeal.

T. V. DORAISWAMY,  
Chief Accountant.

**Statement 'A' showing main items contributing to the  
Increases and Decreases in Income.  
(Actuals compared with original Estimates)**

Budget Head	Amount of Increase	Amount of Decrease	REMARKS
	Rs.	Rs.	
1.—General Tax, Indirect Taxation and Miscellaneous Revenue—			
A.—General Tax ...	4,62,819	...	Due to increased rents as per recent amendments to Rent Act.
B.—Grants-in-Aid in respect of fines for offences against the Law.	...	4,897	Partly due to decrease in the No. of offences against law and partly due to decrease in the amount of fines levied for offences against the law
C.—Interest and Profit on Investment of Surplus Loan and other Balances.	2,73,697	...	Due to larger balances available for investment and favourable rate of interest obtained for investments.
D.—Miscellaneous ...	24,595	...	Due to increase in Miscellaneous Receipts.
2.—Water Works—			
(1) By measurement ...	6,48,458	...	Due to recoveries of outstanding bills and increase in the number of connections.
(2) Rent of Water Meters ...	...	27,458	Due to non-recovery of Meter Hire bills before 1-4-1955.
(3) Miscellaneous—			
(a) Miscellaneous Receipts ...	2,421	...	Increase in minor receipts than anticipated.
(b) Miscellaneous Fees ...	23,289	...	Due to increase in the number of connections given to private parties and increase in the number of private meters.
4.—Education Secondary ...	...	36,720	The 2 schools were handed over to Private Societies in the beginning of 1954-55.
5.—Public Health Department ...	12,217	...	Due to increase in the number of Dog and Milk Licenses, Birth and Death Certificates and Licenses under B. P. A. Act, 1925.
6.—Medical, Relief and Education ...	1,823	...	Net increase due to recovery of Grant-in-Aid from Government for excise duty for spirituous articles.
7.—Street Cleansing and Conservancy ...	4,266	...	Due to collection of fees for internal cleansing of privies and commodes and to both offer for right of skinning etc. and due to recovery of outstanding charges and increased demand for town refuse.
8.—Roads, S. W. Drains and Public Lighting—			
A.—Wheel Tax and Government Contribution in lieu of tolls.	...	29,085	Due to many vehicles having been garaged and charged in the City Limits.
B.—Ground Rent ...	...	2,126	Due to outstanding recoveries from private parties.
C.—Miscellaneous ...	37,891	...	Due to sale of empty cement bags and drums etc., and recovery of supervisory charges for works carried out.
D.—Ferry Receipts ...	...	1,621	Due to less traffic by Ferry Boats.
9.—Mechanical ...	24	...	
10.—Buildings, Land Acquisition and Management.	28,798	...	Due to recovery of arrears of stall boards, weather frames etc.
11.—Fire Brigade—			
Fire Tax ...	31,609	...	Same remarks as at 1, the Fire Tax is included in G. T.
12.—Licensing, Removal of Encroachments on Public Streets, etc.	1,33,654	...	Increase of Rs. 1,03,273 due to adjustment of deposit and more permit fee increased under Section 390. Rs. 26,606-14-0 for issuing riving handcarts Licenses and adjustment of past deposit. Rs. 24,000. Grant-in-Aid from the Government not received as yet. Rs. 19,553-1-3 due to adjustment of past deposit for advertisement. Rs. 8,805-11-9 decrease under Theatre Tax due to closing of one Cinema Theatre for nine months and other for 7 months.
13.—Gardens and open spaces ...	5	...	
14.—Markets and Slaughter Houses ...	12,801	...	Due to recovery of arrears of the enhanced Entrance Fee.
15.—Contributions from capital Funds to revenue on account of Loan Works Staff	81,352	...	Due to more expenditure on capital Works.
16.—Rebate from Government on account of U.I.P. Tax.	403	...	Same remarks as at 1, U. I. P. Tax in bills issued for Property Tax.
17.—Grants-in-Aid from Government ...	...	81,390	Due to reduction in staff.
18.—Share from Budget 'A' from Town Duty.	1,05,075	...	Due to more Town duty collection in Budget 'A'.



*Summary of Increases and Decreases in Income compared with the Budget Estimates.*

(000 Omitted).

	Increase.	Decrease.
	Rs.	Rs.
General tax :—	463	...
Grant-in-aid in respect of fines for offences against the law	...	5
Interest and profit on Investment of surplus Loan and other balances	274	..
Miscellaneous	25	..
Water Works	647	...
Education Primary	...	...
Education Secondary	...	37
Public Health	12	..
Medical Relief and Education	2	—
Street Cleansing and Conservancy	4	..
Roads, S. W. Drains and Public Lighting	5	...
Buildings, Land Acquisition and Management	29	...
Fire Brigade	31	...
Licencing and Removal of Encroachments	134	...
Market and Slaughter Houses	13	...
Contribution from Capital Funds to Revenue on account of Loan Works staff	81	...
Rebate from Government on account of collection of the Urban Immovable Property tax in the Suburbs	...	...
Grant-in-aid from Government	...	81
Share from Budget 'A' for Town Duty under Sec. 123(B) 2.	105	...
Total	1825	123
Gross Increase	1825	
Gross Decrease		123
Net Increase	1702	

**Statement 'B' showing items contributing to the decrease in Expenditure under different Service Heads.**

Budget Head	Establishment and Labour	Stores and Materials	New Works: Special Repairs etc.	Debt Charges	Specific Items	Miscellaneous	Total	REMARKS.
	Rs.	Rs.	Rs.	Rs.	Rs.	Rs.	Rs.	
I.—General Supervision, Collection of Revenue etc.	41,676	...	7,615	69	...	47,595	96,955	
II.—Water Works	6,376	...	5,827	78,569	D.A. 4,484 P.F. 3,777	30,333	1,29,366	
III.—Education, Primary	...	...	...	...	...	...	...	
IV.—Education, Secondary	6,136	...	...	1	...	4,845	10,982	
V.—Public Health Department.	45,124	6,456	226	1,186	...	54,328	1,07,320	
VI.—Medical, Relief and Education.	26,858	4,157	23,773	81	...	73,051	1,27,920	
VII.—Street Cleansing and Conservancy etc.	1,54,586	19,590	20,980	1,26,677	...	1,96,179	5,18,012	
VIII.—Roads, S.W. Drains and Public Lighting.	24,074	...	28,073	23,696	...	1,32,251	2,08,094	
IX.—Mechanical	324	...	...	...	...	152	476	
X.—Buildings, Land Acquisition and Management.	11,824	...	...	362	...	5,709	20,895	
XI.—Fire Brigade	3	149	...	9,174	...	25,171	34,497	
XII.—Licensing, Removal of Encroachment etc.	25,404	...	...	...	...	8,190	33,594	
XIII.—Gardens and Open Spaces	943	...	6,136	4	...	450	7,533	
XIV.—Markets and Slaughter Houses.	14,793	1,409	24,220	59	...	16,874	57,355	
XVI-A.—Provident Fund, Pension etc.	...	...	...	...	59,798	...	59,798	
B.—Urban Immoveable Property Tax.	...	...	...	...	8,369	...	8,369	
C.—Dearness Allowance	...	...	...	...	84,080	...	84,080	
D.—Grants-in-Aid	...	...	...	...	30,456	...	30,456	
<b>Total</b>	<b>3,61,121</b>	<b>31,761</b>	<b>1,16,850</b>	<b>2,39,878</b>	<b>1,90,964</b>	<b>5,95,128</b>	<b>15,35,702</b>	

**Summary showing amounts to be renewed during 1955-56 and amounts of Savings out of the Grants of 1954-55 after renewal.**

Nature of Service	Amount to be renewed in 1955-56	Balance of Grants treated as Savings	Total
	Rs.	Rs.	Rs.
(1) Establishment and Labour	42,295	3,61,121	4,03,416
(2) Repairs including Special Repairs	3,55,189	2,37,039	5,92,228
(3) Stores and Materials	50,072	31,761	81,833
(4) New Works	3,39,975	74,262	4,14,237
(5) Dearness Allowance	15,500	88,565	1,04,065
(6) Interest on Municipal Loans	11,255	2,39,878	2,51,133
(7) Grant-in-Aid to Public Institutions	53,306	30,455	83,761
(8) Provident Fund and Pension Charges	...	63,575	63,575
(9) Miscellaneous Other Charges	4,29,049	4,09,046	8,38,095
<b>Total</b>	<b>12,96,641</b>	<b>15,35,702</b>	<b>28,32,343</b>

## APPENDICES

## MUNICIPAL ACCOUNT (SUBURBS)

- No. 1.—General Financial Statistics.
- No. 2.—Statement of Surplus Revenue Fund for 1954-55.
- No. 3.—Statement showing the Income realised during 1954-55 as compared with Estimates for the year as also with the actuals for the preceding year.
- No. 4.—Statement showing the Expenditure during 1954-55 as compared with the Final sanctioned grants.
- No. 4A.—Statement showing details of Expenditure incurred on New Works during the year ending 31st March 1955.
- No. 5.—Balance Sheet (Revenue) as at 31st March 1955.
- No. 6.—Statement of Special Funds for 1954-55.
- No. 7.—Balance Sheet (Capital Funds) as at 31st March 1955.
- No. 8.—Block Account showing details of Capital Expenditure upto 31st March 1955.
- No. 9.—Statement showing (1) the total amount of Municipal Loans raised, (2) the Expenditure incurred there against, and (3) the invested balances of the loans on 31st March 1955.
- No. 10.—Statement showing the actual investment on account of the Sinking Fund of different Municipal Suburbs Loans upto 31st March 1955, compared with the amounts which should have accumulated upto that date on the basis of the fixed instalments and the sums set aside as Sinking Fund as on 31st March 1955.
- No. 11.—Statement showing outstanding Loans due by the Municipality (Suburban Area) the interest outstanding on 1st April 1954 on different loans, the amount payable for the year 1954-55, the amount paid by the Imperial Bank of India and its Office during the year and the balance outstanding on 31st March 1955.
- No. 12.—Statement of Advance Accounts for 1954-55.
- No. 13.—Statement of Deposit Accounts for 1954-55.
- No. 14.—Statement of interest accrued but not paid in respect of Municipal Loans outstanding on 31st March 1955.
- No. 15.—Statement of amounts of receipts and expenditure respectively, credited and debited to the Municipal Fund during the year 1954-55 and the balance at the credit of the Fund at the close of the year 1954-55 (i.e., 31st March 1955).
- No. 16.—Comparison of Face, Purchase and Market Values at 31st March 1955 of the different Securities held in the Special Funds.
- No. 16A.—Comparison of Face, Purchase and Market Values at 31st March 1955 of the different Securities held in Sinking Fund.
- No. 16B.—Statement showing the amount of and the object for which the donations held under Public Monuments Maintenance Fund were received from different parties upto 31st March 1955.
- No. 17.—Statement of the Income of the Bombay Municipal Corporation Budget 'D' from 1950-51 to the close of the Financial year 1954-55.
- No. 18.—Statement of the Expenditure of the Bombay Municipal Corporation Budget 'D' from 1950-51 to the close of the financial year 1954-55.
- No. 19.—Contrasted Statement of Income and Expenditure from the year 1950-51 to the financial year 1954-55.

## APPENDIX No. 1

## GENERAL FINANCIAL STATISTICS

	1950-51.	1951-52.	1952-53	1953-54	1954-55
<i>General.</i>					
1. Area of the Suburbs merged in Greater Bombay (acres) ...	43,398	43,398	43,398	43,398	43,398
2. Population (as per Census 1951) ...	5,10,151	5,10,151	5,10,151	*5,10,250	*5,10,250
<i>Rates and Assessments.</i>					
3. Rateable Value ... Rs.	1,67,09,272	2,91,19,370	3,05,31,611	3,48,91,126	4,53,11,386
4. Rateable Value per head of population Rs.	32-12-0	57-1-3	59-13-7	68-6-1	88-12-10
5. Properties registered in the Assessment Book	25,175	29,356	30,854	31,372	39,290
<i>Income.</i>					
6. General Tax ...	Rs. 20,91,793	Rs. 28,85,324	Rs. 39,26,858	Rs. 48,13,357	Rs. 50,65,819
7. Income from other sources ...	40,24,736	60,14,061	73,76,056	85,17,897	89,94,389
Total Income...	61,16,529	88,99,385	1,13,02,914	1,33,31,254	1,40,60,208
8. Incidence of taxation per head ... Rs.	7-13-6	12-11-11	17-8-1	21-1-11	22-0-11
<i>Loans.</i>					
9. Debt Outstanding ...	Rs. 32,66,300	Rs. 57,65,500	Rs. 97,65,500	Rs. 1,17,65,500	Rs. 1,72,65,500
10. Redemption and Sinking Funds in hand or invested ...	4,10,173	6,21,822	9,13,395	13,89,003	19,55,323
11. Net Loan Debt ...	28,56,127	51,43,678	88,52,105	1,03,76,497	1,53,10,187
12. Net Debt per head of population ...	5-9-7	10-1-4	17-5-8	20-5-5	30-0-10
<i>Expenditure</i>					
13. Water Works	Rs.	Rs.	Rs.	Rs.	Rs.
Maintenance ...	1,69,684	14,60,370	18,51,570	15,57,774	17,38,318
Debt Charges ...	6,102	42,568	1,64,562	2,47,537	1,90,123
14. Primary Education ...	9,80,587	15,78,242	9,79,298	11,45,106	13,40,484
15. Medical Relief and Education ...	1,66,473	2,26,197	3,14,824	3,69,612	4,16,343
16. Other Services ...	29,58,348	47,76,261	65,52,272	68,40,956	73,57,509
17. Debt Charges (excluding Water Works) ...	74,763	2,77,478	3,91,027	6,19,842	8,57,433
Total Expenditure	43,55,957	83,61,116	1,02,53,553	1,07,80,827	1,19,00,210

\* Figure taken as per Greater Bombay—District Census Hand Book (Based on the 1951 Census)

T. V. DORAISWAMY,  
Chief Accountant.P. R. NAYAK,  
Municipal Commissioner.

## APPENDIX No. 2

## REVENUE ACCOUNT FOR THE YEAR ENDED 31ST MARCH 1955

Particulars.	Total.		Particulars.	Total.	
	Rs.	a. p.		Rs.	a. p.
To Revenue Expenditure as per Appendix No. 4. ...	1,19,00,209	8 9	By Revenue Receipts as per Appendix No. 3. ...	1,40,60,207	10 10
„ Balance being surplus for the year. ...	21,59,998	2 1			
	1,40,60,207	10 10			
To Revenue Expenditure to be incurred in 1955-56 and provided for as renewed grants. ...	12,96,641	0 0	By Surplus Revenue Fund as at 1st April. 1954. ...	65,35,944	12 2
„ Balance being Surplus Revenue Fund as at 31st March 1955 as per Appendix No. 5. ...	84,98,562	14 3	„ Surplus for the year. ...	21,59,998	2 1
	97,95,203	14 3	„ Revenue of previous year reserved for the year 1954-55... ..	10,99,261	0 0
				97,95,203	14 3

T. V. DORAISWAMY,  
Chief Accountant.P. R. NAYAK,  
Municipal Commissioner.

## APPENDIX No. 3

## Income

Statement showing the Net Receipts during the Financial Year 1954-55 from all sources as contrasted with the original and Revised Budget Estimates.

Particulars.	Budget Estimate for 1954-55.	Revised Estimate for 1954-55.	Actuals for 1954-55.	Actuals for 1953-54.	Compared with Original Estimate + Increase - Decrease.	Compared with Revised Estimate + Increase - Decrease.
1	2	3	4	5	6	7
	Rs.	Rs.	Rs.	Rs.	Rs.	Rs.
<b>I.—General Tax, Indirect Taxation and Miscellaneous Revenue.</b>						
A.—General Tax ... ..	46,03,000	49,68,400	50,65,819	48,13,357	+ 4,62,819	+ 97,419
B.—Grant-in-Aid in respect of fines for offences against the law ... ..	36,800	36,800	31,903	30,174	— 4,897	— 4,897
C.—Interest and Profit on Investment of Surplus Loan and Other Balances ... ..	75,000	2,50,000	3,48,697	2,66,988	+ 2,73,697	+ 98,697
D.—Grants-in-aid of the fees for local conveyance, Music e'c. ... ..	...	...	...	...	...	...
E.—Miscellaneous—						
(1) Miscellaneous Receipts ... ..	1,500	2,600	7,047	48,924	+ 5,547	+ 4,447
(2) Miscellaneous Fees ... ..	10,000	20,000	28,420	19,346	+ 18,420	+ 8,420
(3) Contribution from Municipal Servants towards Pension, etc. Fund ... ..	...	450	628	...	+ 628	+ 178
(4) Rent of Buildings and Lands Sale-Proceeds of Unserviceable Tools and Plant ... ..	...	...	...	6	..	...
	11,500	23,050	36,095	68,276	+ 24,595	+ 13,045
<b>Total, 1.—General Tax, etc. ...</b>	<b>47,26,300</b>	<b>52,78,250</b>	<b>54,82,514</b>	<b>51,78,795</b>	<b>+ 7,56,214</b>	<b>+ 2,04,264</b>
<b>2.—Water Works.</b>						
<b>Water Tax and other Miscellaneous Water Works Revenue—</b>						
(1) By Measurement ... ..	24,30,000	25,50,000	30,78,458	29,68,257	+ 6,48,458	+ 5,28,458
(2) Rent of Water Meters ... ..	1,13,580	1,13,580	86,122	1,00,141	— 27,458	— 27,458
(3) Miscellaneous—						
(a) Miscellaneous Receipts ... ..	4,000	3,500	6,421	9,888	+ 2,421	+ 2,921
(b) Miscellaneous Fees ... ..	37,400	50,000	60,689	49,062	+ 23,289	+ 10,689
<b>Total 2.—Water Works ...</b>	<b>25,84,980</b>	<b>27,17,080</b>	<b>32,31,690</b>	<b>31,27,348</b>	<b>+ 6,46,710</b>	<b>+ 5,14,610</b>
<b>3.—Education—Primary.</b>						
Contribution from Government ... ..	...	...	...	...	...	...
Miscellaneous Receipts ... ..	...	...	...	...	...	...
<b>Total, 3.—Education—Primary ...</b>	<b>...</b>	<b>...</b>	<b>...</b>	<b>...</b>	<b>...</b>	<b>...</b>
<b>4.—Education—Secondary.</b>						
A.—Bandra Municipal High School—						
(1) Government grant other than D. A. ... ..	16,000	2,480	2,480	15,153	— 13,520	...
(2) Miscellaneous Receipts ... ..	250	304	305	337	+ 55	+ 1
(3) Miscellaneous Fees ... ..	22,000	3,521	2,622	22,191	— 19,378	— 899
B.—Ghatkopar Municipal Marathi Secondary Middle School—						
(1) Government grant other than D. A. ... ..	1,400	275	275	1,481	— 1,125	...
(2) Miscellaneous Receipts ... ..	204	96	119	319	— 85	+ 23
(3) Miscellaneous Fees ... ..	3,140	123	123	2,560	— 3,017	...
C.—Reading Room and Library ... ..	350	350	700	262	+ 350	+ 350
<b>Total, 4.—Education—Secondary ...</b>	<b>43,344</b>	<b>7,149</b>	<b>6,624</b>	<b>42,303</b>	<b>— 36,720</b>	<b>— 525</b>
Carried over ...	73,54,624	80,02,479	87,20,828	83,48,446	+13,66,204	+ 7,18,349

## APPENDIX No. 3—(Contd.).

Particulars	Budget Estimate for 1954-55.	Revised Estimate for 1954-55.	Actuals for 1954-55.	Actuals for 1953-54.	Compared with Original Estimate + Increase — Decrease.	Compared with Revised Estimate + Increase — Decrease.
1	2	3	4	5	6	7
	Rs.	Rs.	Rs.	Rs.	Rs.	Rs.
Brought over ...	73,54,624	80,02,479	87,20,828	83,48,446	+13,66,204	+ 7,18,349
<b>5.—Public Health Department.</b>						
Miscellaneous—						
(1) Miscellaneous Receipts ...	300	302	519	2,945	+ 219	+ 217
(2) Miscellaneous Fees ...	9,500	15,482	19,651	13,640	+ 0,151	+ 4,169
(3) Rent of Buildings and Lands ...	...	...	Dr. 3	Dr. 41	Dr. 3	Dr. 3
(4) Tax on Dogs @ Rs 5 per Dog ...	9,000	9,500	10,850	10,975	+ 1,850	+ 1,350
Total, 5.—Public Health Department ...	18,800	25,284	31,017	27,519	+ 12,217	+ 5,733
<b>6.—Medical Relief and Education.</b>						
A.—Miscellaneous—						
(1) Miscellaneous Receipts ...	...	80	676	90	+ 676	+ 596
(2) Miscellaneous Fees ...	1,000	500	690	1,670	— 310	+ 190
(3) Rent of Buildings and Lands ...	2,214	150	158	134	— 2,056	+ 8
B.—Interest realised on Hospitals and Dispensary Funds ...	3,000	3,770	3,775	3,775	+ 775	+ 5
C.—Grant—in-aid from Government in respect of Excise Duty for spirituous articles ...	2,450	5,187	5,187	...	+ 2,737	...
D.—Receipts from Hospitals, Dispensaries and Maternity Homes ...	...	...	1	9,790	+ 1	+ 1
Total, 6.—Medical Relief and Education ...	8,664	9,687	10,487	15,459	+ 1,823	+ 800
<b>7.—Street Cleansing and Conservancy, Road Watering and Halalkhore Service.</b>						
A.—Halalkhore Tax						
(1) On Rateable Value at 3 per cent. ...	6,88,000	6,93,000	6,45,452	6,55,043	— 42,548	— 47,548
(2) For Special Service ...	8,000	20,000	29,169		+ 21,169	+ 9,169
B.—Miscellaneous—						
(1) Sale of Rights ...	9,000	16,926	14,144	12,383	+ 5,144	— 2,782
(2) Miscellaneous Receipts ...	1,500	600	7,394	17,180	+ 5,894	+ 6,794
(3) Miscellaneous Fees ...	2,000	15,000	15,653	8,130	+ 13,653	+ 653
(4) Rent of Buildings and Lands ...	1,180	1,180	2,128	2,057	+ 948	+ 948
C.—Veterinary Department Fees ...	1,500	1,500	1,506	1,458	+ 6	+ 6
Government Grant ...	...	...	...	...	...	...
Total, 7.—Street Cleansing, etc. ...	7,11,180	7,48,206	7,15,446	6,96,251	+ 4,266	— 32,760
<b>8.—Roads, S. W. Drains and Public Lighting.</b>						
A.—Wheel Tax and Government Contribution in lieu of Tolls—						
(1) Private Conveyances ...	4,75,000	4,87,564	4,45,915	4,42,718	— 29,085	— 41,649
(2) Public Conveyances ...						
(3) Contribution from Government in lieu of Tolls ...	16,673	4,109	16,673	16,673	...	+ 12,564
Carried over ...	4,91,673	4,91,673	4,62,588	4,59,391	— 29,085	— 29,085
Carried over ...	80,93,268	87,85,656	94,77,778	90,87,675	+13,84,510	+ 6,92,122

## APPENDIX No. 3—(Contd.).

Particulars.	Budget Estimate for 1954-55.	Revised Estimate for 1954-55.	Actuals for 1954-55.	Actuals for 1953-54.	Compared with Original Estimate + Increase — Decrease.	Compared with Revised Estimate + Increase — Decrease.
1	2	3	4	5	6	7
	Rs.	Rs.	Rs.	Rs.	Rs.	Rs.
Brought over ...	80,93,268	87,85,656	94,77,778	90,87,675	+13,84,510	+ 6,92,122
Brought over ...	4,91,673	4,91,673	4,62,588	4,59,391	— 29,085	— 29,085
<b>B.—Ground Rent—</b>						
(1) From Private Parties ...	3,097	3,100	971	817	— 2,126	— 2,129
(2) From Telephone Co. ...	...	...	...	...	...	...
<b>C.—Miscellaneous—</b>						
(1) Miscellaneous Receipts ...	11,700	25,000	47,324	21,072	+ 35,624	+ 22,324
(2) Miscellaneous Fees ...	4,000	4,000	5,998	3,804	+ 1,998	+ ,993
(3) Rent of Buildings and Lands ...	155	155	424	164	+ 269	+ 269
<b>D.—Ferry Receipts ...</b>	16,000	14,000	14,379	14,844	— 1,621	+ 379
<b>Total, 8.—Roads, S. W. drains and public lighting ...</b>	5,26,625	5,37,928	5,31,684	5,00,092	+ 5,059	— 6,244
<b>9. Mechanical—</b>						
Miscellaneous Receipts ...	...	...	24	...	+ 24	+ 24
<b>10.—Buildings, Land Acquisition and Management.</b>						
<b>A.—Sale Proceeds of Surplus land ...</b>	1,200	5,000	9,763	4,340	+ 8,563	+ 4,763
<b>B.—Rent of Buildings ...</b>	13,598	13,600	18,248	11,895	+ 4,650	+ 4,648
<b>C.—Ground Rent ...</b>	2,592	2,392	808	4,495	— 1,784	— 1,584
<b>D.—Miscellaneous—</b>						
(1) Sale of Rights and Miscellaneous Receipts ...	8,700	8,500	9,125	11,649	+ 425	+ 625
(2) Miscellaneous Fees, etc. ...	23,700	25,000	40,644	24,024	+ 16,944	+ 15,644
<b>E.—Rent of Municipal land at Khar for requisitioning period 1948-49 by Government ...</b>	...	...	...	...	...	...
<b>Total, 10.—Buildings, etc. ...</b>	49,790	54,492	78,588	56,403	+ 28,798	+ 24,096
<b>11.—Fire Brigade.</b>						
<b>A—Fire Tax at 4% on Rateable value ...</b>	2,03,000	2,17,150	2,34,585	2,12,431	+ 31,585	+ 17,435
<b>B—Other Receipts ...</b>	...	300	20	...	+ 20	— 280
<b>Total, 11.—Fire Brigade ...</b>	2,03,000	2,17,450	2,34,605	2,12,431	+ 31,605	+ 17,155
<b>12.—Licensing, Removal of Encroachments on Public Streets and Administration of Shops &amp; Establishments Act, 1948 and Theatre Tax etc.</b>						
<b>A.—Licences for dangerous and offensive trades ...</b>	77,000	1,08,000	1,86,506	1,70,823	+ 1,09,506	+ 78,506
<b>B.—Removal of Encroachments on Public Streets, Licences for Squatters and Hawkers and fees for removal of encroachments ...</b>	32,000	42,000	58,728	43,966	+ 26,728	+ 16,728
<b>C.—Grant-in-aid from Government for the Administration of Shops and Establishments Act, 1948—</b>						
(a) Grant from Government for Administration of the Act ...	24,000	17,760	8,011	16,390	— 15,989	— 9,749
(b) Registration Fees ...	2,000	2,300	2,966	2,800	+ 966	+ 666
<b>D.—Miscellaneous—</b>						
(1) Advertisements ...	20,000	25,800	39,313	28,706	+ 19,313	+ 13,513
(2) Miscellaneous ...	250	250	2,179	276	+ 1,929	+ 1,92
<b>E.—Receipts from Theatre Tax ...</b>	80,000	65,000	71,201	86,248	— 8,799	+ 6,201
<b>F.—Parking fee ...</b>	...	...	...	5,820	...	...
<b>Total, 12.—Licensing, etc. ...</b>	2,35,250	2,61,110	3,68,904	3,55,029	+ 1,33,654	+ 1,07,794
<b>13.—Gardens and Open Spaces</b>						
Miscellaneous						
(1) Miscellaneous Receipts ...	...	...	5	...	+ 5	+ 5
(2) Rent of Buildings and Lands ...	...	...	...	...	...	...
<b>Total, 13.—Gardens and Open Spaces ...</b>	...	...	5	...	+ 5	+ 5
Carried over ...	91,07,933	98,56,636	1,06,91,588	1,02,11,630	+15,83,655	+ 8,34,952

## APPENDIX No. 3—(Concl'd.).

Particulars.	Budget Estimate for 1954-55. 2	Revised Estimate for 1954-55. 3	Actuals for 1954-55. 4	Actuals for 1953-54. 5	Compared with Original Estimate + Increase — Decrease 6	Compared with Revised Estimate + Increase — Decrease 7
	Rs.	Rs.	Rs.	Rs.	Rs.	Rs.
Brought over ...	91,07,933	98,56,636	1,06,91,588	1,02,11,630	+15,83,655	+ 8,34,952
<b>14.—Markets and Slaughter Houses.</b>						
Miscellaneous—						
(1) Stallage Charges ...	1,33,200	1,28,017	1,25,513	1,26,622	— 7,687	— 2,504
(2) Squatters' Fees ...	1,65,000	1,62,376	1,57,971	1,63,515	— 7,029	— 4,405
(3) Fair ground and feeding fees ...	...	...	...	...	...	...
(4) Slaughter Fees ...	1,17,500	1,09,634	1,24,654	89,128	+ 7,154	+ 15,020
(5) Miscellaneous Receipts ...	2,000	10,399	15,078	14,200	+ 13,078	+ 4,679
(6) Rent of Buildings and Lands ...	1,392	1,572	803	3,908	— 589	— 769
(7) Entrance fee on animals ...	72,000	1,32,689	79,628	1,08,728	+ 7,628	— 53,061
(8) Licence fees ...	11,000	11,989	11,246	11,675	+ 246	— 743
<b>Total, 14.—Markets and Slaughter Houses ...</b>	<b>5,02,092</b>	<b>5,56,676</b>	<b>5,14,893</b>	<b>5,17,776</b>	<b>+ 12,801</b>	<b>— 41,783</b>
<b>15.—Contribution from Capital Funds to Revenue on account of Loan Works Staff.</b>	<b>2,30,000</b>	<b>2,50,000</b>	<b>3,11,352</b>	<b>2,02,649</b>	<b>+ 81,352</b>	<b>+ 61,352</b>
<b>16.—Rebate from Government on account of Collection of the Urban Immoveable Property Tax in the Suburbs ...</b>	<b>22,800</b>	<b>24,200</b>	<b>23,203</b>	<b>23,934</b>	<b>+ 403</b>	<b>— 997</b>
<b>17.—Grant-in-Aid from Government—</b>						
(1) 50 per cent. on Dearness Allowance ...	9,50,000	9,50,000	9,01,951	8,66,999	— 48,049	— 48,049
(2) 15 per cent. out of Land Revenue to D.L.B., V. Ps. and Municipalities ...	15,000	15,000	12,820	1,87,112	— 34,611	+ 25,389
(3) 75 per cent. of N.A. Assessment to Municipalities.	2,60,000	2,00,000	2,27,569			
(4) A fixed grant equal to the average for three years ended 31-3-1950 of the aggregate grants paid to the local bodies in the Suburban area for the hospitals and dispensaries ...	4,467	4,467	3,000	4,467	— 1,467	— 1,467
(5) $\frac{1}{2}$ Grant on non-recurring expenditure in respect of Improvement of water supply etc. ...	...	2,737	2,737	2,216	+ 2,737	...
<b>Total, 17.—Grant-in-aid from Government ...</b>	<b>12,29,467</b>	<b>11,72,204</b>	<b>11,48,077</b>	<b>10,60,794</b>	<b>— 81,390</b>	<b>— 24,127</b>
<b>18.—Share from Budget 'A' for Town Duties under Section 123(B)2 of the Bombay Municipal Corporation Act</b>	<b>12,66,020</b>	<b>13,71,095</b>	<b>13,71,095</b>	<b>13,14,471</b>	<b>+ 1,05,075</b>	<b>...</b>
<b>Total Income ...</b>	<b>1,23,58,312</b>	<b>1,32,30,811</b>	<b>1,40,60,208</b>	<b>1,33,31,254</b>	<b>+17,01,896</b>	<b>+ 8,29,397</b>

T. V. DORAISWAMY,  
Chief Accountant.

P. R. NAYAK,  
Municipal Commissioner.



## APPENDIX No. 4

## Expenditure

Statement showing the Actuals as compared with the final grants for 1954-55.

Particulars.	Final Grants sanctioned for expenditure during 1954-55.	Actuals for 1954-55	FINAL GRANTS COMPARED WITH THE ACTUALS.		Actuals for 1953-54.
			Amount required to be renewed in 1955-56.	Savings.	
1	2	3	4	5	
<b>I.—General Supervision, Collection of Revenue, etc.—</b>	Rs.	Rs.	Rs.	Rs.	Rs.
<b>A.—General Superintendence—</b>					
(a) Corporation and Standing Committee ...	8,427	5,645	...	2,782	7,785
(b) Chief Auditor's Establishment ...	30,197	28,878	...	1,319	26,724
(c) Assistant Municipal Commissioner's Office ...	53,255	28,827	5,135	19,293	64,229
(d) Audit and Accounts ...	1,55,347	1,42,897	2,261	10,189	1,48,029
Ward Officer's Establishment ...	...	...	...	...	125
	2,47,226	2,06,247	7,396	33,583	2,46,892
<b>B.—Collection of Revenue—</b>					
Property and Wheel Tax Establishment ...	4,29,840	3,88,706	10,622	30,512	3,94,508
<b>C.—Upkeep of Municipal Central and Ward Offices ...</b>	70,295	33,344	19,472	17,479	25,112
<b>D.—Miscellaneous Charges ...</b>	37,233	24,285	2,003	10,945	16,478
<b>E.—New Works ...</b>	10,331	1,686	8,036	609	180
<b>F.—Debt charges ...</b>	34,208	33,718	421	69	19,884
Election Expenses (Proportionate cost of the General Elections held in 1951-52) ...	...	Cr. 3,758	...	3,758	Cr. 27
<b>Total, I.—General Supervision, etc. ...</b>	8,29,133	6,84,228	47,950	96,955	7,03,027
<b>II.—Water Works—</b>					
A.—Maintenance ...	17,19,011	16,12,723	69,580	36,708	14,31,999
B.—New Works ...	12,068	6,241	...	5,827	16,217
C.—Debt Charges ...	2,69,875	1,90,123	1,183	78,569	2,47,537
D.—Provident-Fund, Pensions etc. ...	24,000	20,223	...	3,777	16,569
E.—Dearness Allowance ...	1,04,216	99,231	500	4,485	92,989
<b>Total, II.—Water Works. ...</b>	21,29,170	19,28,541	71,263	1,29,366	18,05,311
<b>III.—Education—Primary ...</b>	13,40,484	13,40,484	...	...	11,45,106
<b>IV.—Education—Secondary ...</b>	33,458	21,430	1,046	10,982	49,808
<b>V.—Public Health Department—</b>					
<b>A.—General Superintendence</b>					
(a) Central Office ...	2,95,426	2,43,985	9,574	41,857	2,60,502
(b) Epidemics ...	29,597	13,247	1,119	15,231	24,781
(c) Vaccination ...	63,723	43,111	13,775	6,837	43,722
(d) Malaria ...	3,12,893	2,40,215	43,372	27,306	1,36,449
(e) Miscellaneous ...	25,230	17,487	5,457	2,286	15,829
(f) Propaganda for Public Health ...	229	23	...	206	240
(g) Licensing of Dogs ...	11,063	5,535	80	5,448	8,850
<b>B.—Supply of Milk to undernourished needy Children attending Municipal Schools ...</b>	2,10,913	82,927	1,21,260	6,726	58,341
<b>C.—New Works ...</b>	14,136	...	13,910	226	4,597
<b>D.—Debt Charges ...</b>	2,283	1,076	21	1,186	2,754
Census ...	372	371	...	1	...
<b>Total, V.—Public Health Department ...</b>	9,65,865	6,47,977	2,10,568	1,07,320	5,56,065
<b>VI.—Medical Relief and Education—</b>					
<b>A.—Hospitals and Maternity Homes—</b>					
(a) Hospitals					
(i) K. B. Bhabha Hospital and Sir C. J. R. Dispensary, Bandra ...	2,35,825	1,57,076	22,586	56,163	1,26,881
(ii) K. B. Bhabha Hospital, Kurla ...	1,06,396	85,091	7,745	13,560	65,448
(b) Maternity Homes					
(i) Shamabai Vithaldas Khimji Municipal Maternity Home, Ghatkopar ...	44,697	30,022	6,875	7,800	29,406
(ii) Municipal Maternity Home, Chembur ...	29,613	18,613	6,378	4,622	14,703
(c) Medical Aid & Nursing Assistance to Poor People in their Houses ...	500	...	...	500	...
	4,17,031	2,90,802	43,584	82,645	2,36,438
<b>B.—Dispensaries—</b>					
(a) N. J. Wadia Dispensary, Andheri ...	60,912	50,934	4,091	5,887	51,651
(b) Bai Yeshodabai M. V. Free Dispensary at Vile-Parle. ...	15,703	12,468	1,645	1,590	10,071
(c) Seth Dwarkadas Tribhuwandas J. P. Dispensary at Chembur ...	42,247	34,728	1,915	5,604	35,408
(d) Bai M. H. C. Dispensary, Kurla ...	14,412	10,400	537	3,475	8,786
(e) Municipal Free Dispensary Jogeshwari ...	12,400	4,643	4,076	3,681	...
(f) Do. Ehandup ...	13,800	3,535	7,937	2,258	...
(g) Do. Rojawadi, Ghatkopar ...	6,930	...	4,658	2,332	...
	1,66,464	1,16,768	24,859	24,837	1,05,916
<b>C.—Family Planning Clinics ...</b>	3,019	345	...	2,704	220
<b>D.—B.C.C. Vaccination ...</b>	6,752	...	1,200	5,552	9,827
<b>E.—New Works ...</b>	32,407	8,428	11,878	12,101	17,211
<b>F.—Debt charges ...</b>	30,518	29,981	456	81	9,391
<b>G.—Clinics for treatment of Leprosy cases ...</b>	2,970	...	2,970	...	...
<b>Total VI.—Medical Relief and Education ...</b>	6,59,191	4,46,324	84,947	1,27,920	3,79,003
Carried over ...	59,57,301	50,68,984	4,15,774	4,72,543	46,38,320

## APPENDIX No. 4—(Concl.)

## Expenditure

Particulars.	Final Grants sanctioned for expenditure during 1954-55.	Actuals for 1954-55.	FINAL GRANTS COMPARED WITH THE ACTUALS.		Actuals for 1953-54.
			Amount required to be renewed in 1955-56.	Savings.	
1	2	3	4	5	6
	Rs.	Rs.	Rs.	Rs.	Rs.
Brought over ...	59,57,301	50,68,984	4,15,774	4,72,543	46,38,320
<b>VII.—Street Cleansing and Conservancy, Road Watering and Halalkhore Service—</b>					
A.—Street Cleansing and Conservancy ...	93,278	66,669	3,545	23,064	76,893
B.—Collection, Loading, Removal and Disposal of Town Refuge ...	7,04,118	5,55,226	42,454	1,06,438	5,06,698
C.—Road Watering ...	12,907	6,254	...	6,653	6,110
D.—Halalkhore Service ...	14,71,208	11,06,844	1,33,288	2,31,076	9,38,469
E.—New Sewers ...	92,118	81,395	2,254	8,469	71,820
F.—New Works ...	70,249	34,151	20,463	15,635	4,745
G.—Debt Charges ...	6,07,520	4,76,072	4,771	1,26,677	4,40,715
Total, VII.—Street Cleansing, etc. ...	30,51,398	23,26,611	2,06,775	5,18,012	20,45,450
<b>VIII.—Roads, S. W. Drains and Public Lighting—</b>					
A.—General ...	2,84,278	2,16,466	49,983	17,829	89,286
B.—Maintenance of Roads ...	8,25,541	5,18,821	1,80,466	1,26,254	3,62,678
C.—Public Lighting ...	4,13,140	3,93,983	6,680	12,477	3,43,378
D.—Upkeep of Ferry Boats ...	11,239	8,479	988	1,772	8,673
E.—Depreciation on Plant and Machinery ...	3,350	2,724	...	626	5,840
F.—New Works ...	6,93,701	4,17,578	2,50,683	25,440	5,09,300
G.—Debt Charges ...	1,83,400	1,56,751	2,953	23,696	62,322
Total, VIII.—Roads, S.W Drains and Public Lighting ...	24,14,649	17,14,802	4,91,753	2,08,094	13,81,477
<b>IX.—Mechanical—</b>	7,787	7,171	140	476	6,886
Total, IX.—Mechanical ...	7,787	7,171	140	476	6,886
<b>X.—Buildings, Land Acquisition and Management—</b>					
A.—Assistant Engineers Suburb's Office Establishment ...	76,336	63,724	7,565	5,047	63,120
B.—Inspection and Supervision of Private Buildings ...	1,65,115	1,48,032	1,597	15,486	1,43,538
C.—Debt Charges ...	99,209	98,554	293	362	71,052
Total, X.—Buildings, Land Acquisition etc. ...	3,40,660	3,10,310	9,455	20,895	2,77,710
<b>XI.—Fire Brigade—</b>					
A.—Maintenance ...	86,466	47,786	13,357	25,323	80
B.—Debt Charges ...	52,498	42,607	717	9,174	8,723
Total, XI.—Fire Brigade ...	1,38,964	90,393	14,074	34,497	8,803
<b>XII.—Licensing, Removal of Encroachments on Public Streets and Administration of Shops and Establishment Act, 1948—Administration of Theatre Tax and Parking Grounds</b>					
A.—Licensing Establishment ...	80,993	65,949	2,818	11,226	70,476
B.—Removal of Encroachments on Public Streets ...	33,116	26,985	3,943	2,188	24,642
C.—Administration of Shops and Establishments Act, 1948... ..	56,360	40,695	2,136	13,529	47,359
D.—" of Theatre Tax ...	4,786	3,799	441	546	4,657
E.—Parking grounds ...	6,960	855	...	6,105	3,862
Total, XII.—Licensing, etc. ...	1,82,215	1,39,283	9,338	33,594	1,50,996
<b>XIII.—Gardens and Open Spaces—</b>					
Maintenance ...	41,990	30,610	9,987	1,393	48,264
New Works ...	32,248	16,056	10,056	6,136	17,912
Debt Charges ...	3,193	3,119	70	4	...
Total, XIII.—Gardens, etc. ...	77,431	49,785	20,113	7,533	66,176
<b>XIV.—Markets and Slaughter Houses—</b>					
A.—Markets and Slaughter Houses ...	2,50,279	1,70,677	30,594	49,008	1,70,169
B.—New Works ...	62,343	29,106	24,949	8,288	21,524
C.—Debt Charges ...	15,437	15,608	370	59	4,406
Total, XIV.—Markets and Slaughter Houses ...	3,28,059	2,14,791	55,913	57,355	1,96,099
<b>XV.—Contribution to Town Planning Schemes in respect of Municipal Plots</b>	...	..	...	...	52,437
<b>XVI.—Miscellaneous—</b>					
A.—Provident Fund, Pensions, Gratuities and Compassionate Allowances ...	2,87,510	2,27,712	...	59,798	2,36,261
B.—Urban Immoveable Property Tax on Municipal Properties in the Suburbs ...	14,000	631	5,000	8,369	3,667
C.—Dearness Allowances ...	17,78,842	16,79,762	15,000	84,080	16,38,814
D.—Grants-in-Aid to Public Institutions—					
(a) Obligatory Grants ...	68,125	47,525	10,500	10,100	61,181
(b) Discretionary Grants ...	85,612	22,450	42,806	20,356	16,550
Total, D.—Grants-in-Aid to Public Institutions ...	1,53,737	69,975	53,306	30,456	77,731
Total, XVI.—Miscellaneous ...	22,34,089	19,78,060	73,306	1,82,703	19,56,473
Total Expenditure ...	1,47,32,553	1,19,00,210	12,96,641	15,35,702	1,07,80,827

T. V. DORAISWAMY,  
Chief Accountant.

P. R. NAYAK,  
Municipal Commissioner.

## APPENDIX No. 4—A

Statement Showing details of expenditure incurred on new works up to 31st March 1955

	Expenditure upto 31-3-1954	Expenditure during the year 1954-55	Total Expenditure upto 31-3-1955
	Rs.	Rs.	Rs.
<b>I.—General Supervision, Collection of Revenue, etc.</b>			
Works completed (as per report of 1953-54) ...	7,376	...	7,376
Providing permanent Asbestos sheets, weather sheds to windows of rooms on 1st, 2nd. and 3rd floor above the porch of Central Municipal Offices, Bandra ...	...	997	997
Providing and fixing windows to the four openings on the 2nd floor of the Municipal Office Building at Waterfield Road, Bandra ...	...	689	689
Total, I.—General Supervision, etc. ...	7,376	1,686	9,062
<b>II.—Water Works</b>			
Works completed (as per report of 1953-54) ...	29,418	...	29,418
Construction of a Stores Shed at Andheri Office ...	13,816	252	14,068
Providing water supply to the Harijan Colony at Chembur ...	2,223	2,509	4,732
Fixing of 40 H.P. pump at Andheri Naka for boosting up pressure on 8" > 6" > 4" water main along Chobduner Road between Andheri Naka and Greater Bombay Limit ...	600	2,440	3,040
Making a 12" cross connections between 57" East Tansa Main and the 24" Tulsi Main ...	...	740	740
Providing additional stand pipes at Ghatkopar ...	...	300	300
Total, II.—Water Works... ..	46,057	6,241	52,298
<b>V.—Public Health Department</b>			
Providing Sanitary Conveniences in the Dharamashala Premises, Bandra ...	4,902	...	4,902
Total, V.—Public Health Department ...	4,902	...	4,902
<b>VI.—Medical Relief and Education</b>			
Works completed (as per report 1953-54) ...	3,290	...	3,290
Construction of compound walls, gates, drains etc., at K. B. Bhabha Hospital, Bandra ...	10,643	Cr. 86	10,557
Providing an office room for A.M.O. at N. J. Wadia Dispensary Andheri ...	1,645	6,100	7,745
Providing a Store Room 20' x 20' at N. J. Wadia Dispensary, Andheri ...	3,800	...	3,800
Providing barbed wire fencing around the B. M. H. Wadia Dispensary at Old Kurla ...	...	1,612	1,612
Constructing concrete path-way from the Matron's quarters to Ward No. 1 at Bhabha Hospital, Bandra ...	...	802	802
Total, VI.—Medical, Relief and Education ...	19,378	8,428	27,806
<b>VII.—Street Cleansing and Conservancy, Road Watering and Halalkhre Service</b>			
Works completed (as per report 1953-54) ...	5,171	...	5,171
Provision of lights in the Public Hall at Chembur ...	550	60	610
Providing Hydrants with hose pipe for washing night soil vehicles at Bunderwadi Depot, Bandra ...	...	150	150
Providing electric Lights in sweepers chawls at Vile Parle ...	...	511	511
Providing barbed wire fencing to the Municipal sweepers' quarters at Juhu Lane, Andheri ...	...	958	958
Conversion of Basket Type public privies into Aqua Type at Kurla ...	...	19,299	19,299
Providing water supply to eight sweepers chawls at Juhu Lane, Andheri ...	...	2,132	2,132
Construction of brick masonry wall 5 feet height for the Veterinary Dispensary, Khar ...	...	11,041	11,041
Total, VII.—Street Cleansing, etc. ...	5,721	34,151	39,872
<b>VIII.—Roads, S. W. Drains and Public Lighting.</b>			
Works completed (as per report of 1953-54) ...	7,35,736	...	7,35,736
Providing street name boards and direction signs to the roads in suburbs ...	16,348	6,543	22,891
Constructing a foot level crossing over the Tansa pipe lines at Oghadbhai Lane, Ghatkopar ...	724	647	1,371
Improving surfaces of certain roads and constructing foot-paths in Suburbs (including provision for providing and Laying 1½" thick asphaltic carriageway 20'-6" in width on Road No. 1 of Juhu, Vile Parle Development Scheme, viz., Rs. 86,820) ...	4,88,111	4,09,275	8,97,386
Dismantling and re-erecting at new site the retaining wall at Ramji Ashar Lane extension below 48" Tansa Mains Culvert at Ghatkopar ...	1,179	154	1,333
Providing Traffic Islands in the Suburbs ...	...	72	72
Acquisition of land for constructing a road linking Caesar Road, Andheri ...	...	887	887
Total, VIII.—Roads, S. W. Drains and Public Lighting ...	12,42,098	4,17,578	16,59,676
<b>XIII.—Gardens and Open Spaces.</b>			
Works completed (as per report 1953-54) ...	7,782	...	7,782
Laying out a garden in Municipal plot of land at Rajawadi, Ghatkopar ...	8,419	2,932	11,351
Laying out a recreation ground at Bail Bazar, Kurla ...	4,383	4,542	8,925
Laying out a recreation ground at New Agra Road, Kurla ...	5,110	5,582	13,692
Total, XIII.—Gardens and Open Spaces ...	25,694	16,056	41,750

## APPENDIX No. 4-A—(Contd.).

	Expenditure upto 31-3-1954	Expenditure during the year 1954-55	Total Expenditure upto 31-3-1955
	Rs.	Rs.	Rs.
<b>XIV.—Markets and Slaughter Houses</b>			
Works completed (as per report 1953-54) ...	48,236	...	48,236
Providing 10 R.C.C. Stalls with 1½" iron plates on the top and Storing chamber below the Mutton Stalls at Bandra Town Market ...	2,728	358	3,086
Providing cement concrete pavement on the open plot of land available due to filling in of the well including dismantling the tank on the treeside at Vile Parle Market ...	...	2,246	2,246
Providing wooden chowky 12' x 12' for Inspector's Office at Marol Market ...	...	2,612	2,612
Providing cement concrete pavement in the centre and two side quadrant platforms at Marol Market ...	...	9,229	9,229
To convert the existing privies at Santa-cruz, Market into water closets and to provide two additional urinals and the drainage arrangements ...	...	4,387	4,387
To provide two privies and urinals at Koli Kalyan Market, Santacruz ...	...	2,972	2,972
Providing electric installation at Chembur Municipal Market ...	...	500	500
Providing a wooden chowky at Chembur Market ...	...	1,677	1,677
Repairs and additional works in respect of sanitary blocks at Chembur Market ...	...	623	623
Paving the open space in between the Mutton, Beef and Fish Sections of Bandra Town Market ...	...	4,502	4,502
Total, XIV.—Markets and Slaughter Houses	50,964	29,106	80,070

## SUMMARY

	Expenditure upto 31-3-1954	Expenditure during the year 1954-55	Total Expenditure upto 31-3-1955
I.—GENERAL SUPERVISION, COLLECTION OF REVENUE, ETC. ...	7,376	1,686	9,062
II.—WATER WORKS ...	46,057	6,241	52,298
V.—PUBLIC HEALTH DEPARTMENT ...	4,902	...	4,902
VI.—MEDICAL RELIEF AND EDUCATION ...	19,378	8,428	27,806
VII.—STREET CLEANSING AND CONSERVANCY, ROAD WATERING AND HALALKHORE SERVICE ...	5,721	34,151	39,872
VIII.—ROADS, S. W. DRAINS AND PUBLIC LIGHTING ...	12,42,098	4,17,578	16,59,676
XIII.—GARDENS AND OPEN SPACES ...	25,694	16,056	41,750
XIV.—MARKETS AND SLAUGHTER HOUSES ...	50,964	29,106	80,070
Total ...	14,02,190	5,13,245	19,15,435

T. V. DORAISWAMY,  
Chief Accountant

P. R. NAYAK,  
Municipal Commissioner





## APPENDIX No. 6

## Statements of Special Funds 1954-55

Water Mains Depreciation Fund.		Dr.	Cr.
		Rs. a. p.	Rs. a. p.
Balance on 1st April 1954	...	...	49,523 5 8
Interest realized during the year	...	...	1,374 14 0
Expenditure incurred during the year	...	...	...
Balance on 31st March 1955 as per Balance Sheet, Appendix No. 5	...	50,898 3 8	...
Total	...	50,898 3 8	50,898 3 8

## Hospital Fund.

		Dr.	Cr.
		Rs. a. p.	Rs. a. p.
Balance on 1st April 1954	...	...	1,23,991 12 2
Balance on 31st March 1955 as per Balance Sheet, Appendix No. 5.	...	1,23,991 12 2	...
Total	...	1,23,991 12 2	1,23,991 12 2

## Public Monuments Maintenance Fund.

		Dr.	Cr.
		Rs. a. p.	Rs. a. p.
Balance on 1st April 1954	...	...	16,317 15 1
Donations received during the year	...	...	...
Balance on 31st March 1955 as per Balance Sheet, Appendix No. 5.	...	16,317 15 1	...
Total	...	16,317 15 1	16,317 15 1

## Secondary Schools Committee Gymnasium Fund (Bandra)

		Dr.	Cr.
		Rs. a. p.	Rs. a. p.
Balance on 1st April 1954	...	.....	3,708 9 8
Interest realised during the year	...	.....	109 4 0
Balance on 31st March 1955 as per Balance Sheet, Appendix No. 5	...	3,817 13 8	.....
Total	...	3,817 13 8	3,817 13 8

T. V. DORAISWAMY,  
Chief Accountant.

P. R. NAYAK,  
Municipal Commissioner.

**APPENDIX No. 7**  
*Capital Fund Balance Sheet as at 31st March 1955*

LIABILITIES.		ASSETS.	
	Rs. a. p.		Rs. a. p.
<b>Loans Outstanding—</b>		<b>Block Account—</b>	
Due to Government— 15,00,000 0 0			
Due to Public— 1,57,65,500 0 0		<b>Loan funds—</b>	
(Vide details as shown in Appendix No. 11). ...	1,72,65,500 0 0	Property and Assets at original cost as per Appendix No. 8	1,67,02,098 4 6
<b>Trust Fund Account—</b>		<b>Trust Fund—</b>	
Donation for School Building at—		Expenditure as per Appendix No. 8 ...	2,55,215 11 0
New Mandala ... Rs. a. p.		<b>Sinking Fund—</b>	
Extension to School at Madh ... 682 9 0		As per Appendix No. 10 ...	†19,55,322 13 4
694 5 0	694 5 0		
<b>Surplus—</b>		<b>Loan and Trust Fund—</b>	
Capital Assets at original cost over Liabilities—			
Sinking Fund on Loans 19,55,322 13 4		Face Value. Rate. Book Value. Rs. Rs. Rs.	
Loan Redemption Fund 1,483 7 9		3% Conversion Loan 1946-86 9,600 Par. 9,600-0-0	
Contribution from Trust Fund 2,55,215 11 0		9,600 9,600-0-0	
Contribution from Government ... 6,44,044 3 0		In Fixed Deposits ... 15,00,000-0-0	
Contribution from Budget A 3,00,000 0 0		In Cash ... 23-11-3	
	31,56,066 3 1		* 15,09,623 11 3
<b>Grand Total ...</b>	<b>2,04,22,260 8 1</b>	<b>Grand Total ...</b>	<b>2,04,22,260 8 1</b>

† For face Purchase and Market values of securities held in the Sinking Funds, please see appendix No. 16A.

\* Includes Rs. 694-5-0 being balance on account of Trust Fund.

**T. V. DORAISWAMY,**  
*Chief Accountant.*

**P. R. NAYAK,**  
*Municipal Commissioner.*



**APPENDIX No. 8  
SUMMARY**

	Total Capital expenditure upto 31st March 1954.	Expenditure during 1954-55.	Total Capital expenditure upto 31st March 1955.
	Rs. a. p.	Rs. a. p.	Rs. a. p.
<b>(1) Loan Funds.</b>			
I.—General Supervision, Collection of Revenue, etc. ...	2,59,016 5 9	26,053 2 0	2,85,069 7 9
II.—Water Works ...	18,03,603 1 3	10,68,584 0 9	28,72,187 2 0
III.—Education Primary ...	1,12,395 7 10	3,514 12 0	1,15,910 3 10
IV.—Education Secondary ...	5,861 4 9	...	5,861 4 9
VI.—Medical Relief and Education ...	85,306 14 9	3,34,113 10 6	4,19,420 9 3
VII.—Street Cleansing and Conservancy, Road Watering and Halalkhore Service ...	36,24,305 1 3	33,28,808 12 0	69,53,113 13 3
VIII.—Roads, S. W. Drains and Public Lighting ...	18,25,529 3 4	10,05,020 5 3	28,30,549 8 7
X.—Buildings, Land Acquisition and Management ...	8,14,844 3 3	54,872 11 0	8,69,716 14 3
XI.—Fire Brigade ...	2,52,797 7 9	15,785 8 0	2,68,582 15 9
XIII.—Gardens and Open Spaces ...	23,865 8 0	17,515 6 0	41,381 14 0
XIV.—Markets and Slaughter Houses ...	42,272 3 9	66,104 15 0	1,08,377 2 9
XV.—Village Amenities ...	2,67,210 12 0	2,39,597 15 0	5,06,808 11 0
Plant and Machinery ...	9,66,689 11 4	59,566 3 0	10,26,255 14 4
Discount and other charges on Loans ...	3,02,612 11 0	96,250 0 0	3,98,862 11 0
<b>(1) Loan Funds—Total ...</b>	<b>1,03,86,311 0 0</b>	<b>63,15,787 4 6</b>	<b>1,67,02,098 4 6</b>
<b>(2) Trust Fund</b>			
Works Executed ...	2,33,211 7 0	22,004 4 0	2,55,215 11 0
<b>Grand Total ...</b>	<b>1,06,19,522 7 0</b>	<b>63,37,791 8 6</b>	<b>1,69,57,313 15 6</b>

**APPENDIX No. 8**  
**Block Account showing details of Capital**  
**Expenditure upto 31st March 1955**

Name of the Work.	Total Capital Expenditure upto 31st March 1954.	Expenditure during 1954-55.	Total Capital Expenditure upto 31st March 1955.
	Rs. a. p.	Rs. a. p.	Rs. a. p.
<b>I.—GENERAL SUPERVISION, COLLECTION OF REVENUE, Etc.</b>			
Works completed upto 31st March 1954	19,610 5 0	...	19,610 5 0
Works in progress—			
Acquisition of land and Construction of Office Building	1,34,290 8 9	Cr. 256 13 0	1,34,033 11 9
Provision of additional floors at Ghatkopar Municipal Ward Office	48,964 2 0	...	48,964 2 0
Provision of water closet with septic tank and partition in ward office building at Andheri	6,039 3 0	...	6,039 3 0
Purchase of Land at Kurla and Chembur for Ward Office Building (Land M Wards)	3,150 0 0	17,066 13 6	20,216 13 6
Construction of Ward Office Building at Juhu	48,962 3 0	9,243 2 0	58,205 5 0
Total—Works in Progress	2,39,406 0 9	26,053 2 0	2,65,459 2 9
Total, I.—General Supervision, etc.	2,59,016 5 9	26,053 2 0	2,85,069 7 9
<b>II.—WATER WORKS.</b>			
Works completed up to 31st March 1954	2,99,190 10 4	...	2,99,190 10 4
Works in progress—			
Construction of a meter testing and repairs shop for the suburban area at Ghatkopar	62,943 14 0	1,688 0 0	64,631 14 0
Enlarging the 3" water main on Byramji Road, Bandra, to 6" size from St. Andrew's Church to Lands End	81,807 14 11	1,181 15 0	82,989 13 11
Laying a 6" water main for the Prabhat Colony in T.P.S.No.V of Santa Cruz	*32,752 6 2	20 10 0	32,773 0 2
Laying a 6" water main along Bandra Ghodbunder Road between Vile-Parle and Santa Cruz to connect the existing Dead Ends	44,552 5 0	Cr. 756 8 0	43,795 13 0
Scheme for water supply to certain villages in Suburbs —			
(a) Extending the 8" water main along Andheri Versova road to supply water to Versova Village	62,687 14 6	Cr. 10,153 5 0	52,534 9 6
(d) Laying 1" G. I. pipe line for Vikhroli Village	2,046 3 0	34 0 0	2,080 3 0
Extending 3" main in Khot Lane upto the Junction of Jethalal Parekh Road, etc., for the locality on the East of Ghatkopar	11,155 5 6	6 15 0	11,162 4 6
Providing 12" main along Bombay Agra Road from Ghatkopar to Vikhroli	1,41,756 7 3	2,307 9 8	1,44,064 0 11
Laying 12" main from Powai Road to Bhandup	58,679 15 6	64,146 6 0	1,22,826 5 6
Laying 4" x 3" main for Sahar Village	29,140 3 3	1,139 6 0	30,279 9 3
Laying a 4" water main for Callina Village at Santa Cruz	21,116 9 2	Cr. 860 12 0	20,255 13 2
Laying a 6" water main along Prof. D'Almeida Road in T.P.S. No. IV, Bandra	3,701 12 0	8,797 1 0	12,498 13 0
Laying a 4" water main along Podar Road, Santa Cruz	10,333 3 0	9 0 0	10,342 3 0
Laying a 6" water main along Juhu Lane, Andheri	21,027 1 6	64 4 0	21,091 5 6
Laying a 6" water main along Hasanabad Lane, Santa Cruz upto 1st Road, Khar	43,389 12 11	738 9 0	44,128 5 11
Laying 4" > 3" > 2" water mains for Sindhi Immigrant Housing Society at Chembur	62,597 13 6	6,106 6 10	68,704 4 4
Enlarging 6" > 5" > 4" > 3" water main along Juhu Road from its junction with Station Road upto Juhu Koliwada to 9" size	1,04,569 13 0	5,557 6 0	1,10,127 3 0
Laying a 3" water main in Mandala Village	6,835 0 0	50 15 0	6,885 15 0
Enlarging the 3" water main to 9" > 6" size in Dr. Ambedkar Road	38,348 15 0	97 6 0	38,446 5 0
Laying a 3" water main for Bamanwada Village	4,938 8 0	Cr. 2 14 0	4,935 10 0
Fabricating and laying 36" > 24" pipe line for proposed Oil Refineries at Trombay	4,64,488 9 0	6,65,757 0 0	11,30,245 9 0
Laying 9" main along Linking Road (Dadabhai Road) from its junction with Juhu Road up to 9th Road, Khar, and 6" main along North, Main and South Avenue in Gazdar Scheme, Santa Cruz West.	25,547 15 0	8,701 13 0	32,249 12 0
Enlarging the existing 3" C.I. main in Tilak Road and Upasaria Lane from the junction of Khokani Lane to Vallabhbaug Lane to 6" size and extending the same along Tilak Road towards south for 1000' length	6,960 6 3	Cr. 58 0 0	6,902 6 3
Extending the 3" main in Kirol Road, Ghatkopar	8,735 10 9	168 4 0	8,903 14 9
Laying 4" main in road No. 15 joining Ghatkopar Mahul Road and Station Avenue Road.	4,698 3 6	4 2 0	4,702 5 6
Replacing 8" > 6" water main in Hill Road, Bandra, by 12" > 9" main from its junction with Ghodbunder Road to Chimbai Church	15 10 0	26,432 9 3	26,448 3 3
Providing additional hydrants in the Suburbs wherever necessary.	26,992 7 8	4,748 3 0	31,740 10 8
Construction of 8 unit Staff Quarters with Sanitary Blocks at Vakola for Suburban Staff.	10,170 3 0	28 14 0	10,199 1 0
Overhauling the distribution mains at Santa Cruz	1,914 9 0	1,902 15 0	3,817 8 0
Laying a 9" main along new Nagardas Road, Andheri	11,108 10 0	8,027 14 0	19,136 8 0
Laying a 4" main for Bharda Wadi-Andheri	9,625 10 6	1,767 14 0	11,393 8 6
Laying a 4" Watermain in Waghji Lane from its junction with Upasaria Lane—Ghatkopar	6,236 2 0	125 14 0	6,362 0 0
Laying a 4" Watermain in Everest Road—Andheri	9,073 4 3	6 0 0	9,079 4 3
Enlarging the existing 3" main along Mahatma Gandhi Road—Tilak Road—Santa Cruz to 9" size	10,882 3 0	3,750 15 0	14,633 2 0
Laying a 6" main in Bhandup Station Road from its junction with Bombay Agra Road to a length of 1200 R. ft.	9,727 4 0	2,455 3 0	12,182 7 0
Laying a 4" watermain in Vadhavi Village Road	5,730 7 0	130 4 0	5,860 11 0
II.—Water Works—Works in Progress—Carried over	14,56,288 4 1	8,02,122 2 9	22,58,410 6 10
II.—Water Works—Works Completed—Carried over	2,99,190 10 4	...	2,99,190 10 4

\* In addition to this the expenditure amounting to Rs. 1,000 has been met from the contribution of the equivalent amount received from Santa-Cruz Refugee Association.

**APPENDIX No. 8—(Contd.)**  
**Block Account showing details of Capital**  
**Expenditure upto 31st March 1955**

Name of the Work	Total Capital Expenditure upto 31st March 1954.		Expenditure during 1954-55.		Total Capital Expenditure upto 31st March 1955.	
	Rs.	a. p.	Rs.	a. p.	Rs.	a. p.
II.—Water Works—Works Completed—Brought over ...	2,99,190	10 4	...	...	2,99,190	10 4
II.—Water Works—Works in Progress—Brought over...	14,56,288	4 1	8,02,122	2 9	22,58,410	6 10
Enlarging the existing water main and laying new water mains in Roads at Chembur for Chembur Development Scheme ...	29,513	12 9	11,710	5 0	41,224	1 9
Extending the existing 4" main in Koliwada Borla Road for a length of 850 R.ft. upto its junction by Ghatkopar Mahul Road ...	5,260	6 0	5,353	0 0	10,613	6 0
Laying 4" main in St. Alexius Road, Bandra ...	2,015	2 4	2,108	1 0	4,123	3 4
Extending 3" water main along 1st Hasanabad Lane, Santacruz ...	1,577	11 8	2,349	13 6	3,927	8 8
Laying 6" water main along one of the Principle Roads in Paranjpe B. Scheme, Vile Parle ...	5,781	0 6	2,686	2 6	8,467	3 0
Enlarging the existing 6" watermain in Pali Malla Road Bandra, to 12" size ...	1,852	7 7	21,916	15 0	23,769	6 7
Laying 4" > 2" C.I. water main in Municipal Road leading to the Night Soil Depot off Bombay-Agra Road at Ghatkopar for length of 1,300 R. ft. ...	2,123	10 0	5,215	7 0	7,339	1 0
Shifting and remodelling the Bandra Hill Pumping Station ...	...	...	4,265	5 6	4,265	5 6
Extending 3" main in Hall Bridge Road to meet the 3" water main along Hall Ward Road ...	...	...	5,630	11 0	5,630	11 0
Extending 3" water main along Harijanwala Lane for length of 350 R.ft. ...	...	...	3,195	7 0	3,195	7 0
Enlarging 3" > 2" main in Mehtab Lane and Jewish Colony to 6" size and extending it further to Bombay Agra Road ...	...	...	8,921	5 0	8,921	5 0
Laying a 4" water main in Vallabh Baug Road extension from its junction with Tilak Road, Ghatkopar ...	...	...	3,390	8 0	3,390	8 0
Construction of Malla Pump House ...	...	...	2,052	3 0	2,052	3 0
Remodelling water supply distribution system in 'K' Ward ...	...	...	47,956	13 6	47,956	13 6
Remodelling water supply distribution system in 'H' Ward, Bandra ...	...	...	75	1 0	75	1 0
Enlarging the existing 3" C. I. main in Vallabh-baug Lane (Ghatkopar) from its junction with Mahatma Gandhi Road upto Tilak Road to 6" size ...	...	...	9,255	6 0	9,255	6 0
Laying a 6" C. I. main in Gopal Lane, Ghatkopar ...	...	...	8,095	13 0	8,095	13 0
Laying a 4" C. I. main in 7th Road, Chembur ...	...	...	2,891	15 0	2,891	15 0
Enlarging 2" main along Suren Road (Carter Road) Andheri to 4" size ...	...	...	2,791	3 0	2,791	3 0
Laying small sized mains wherever necessary ...	...	...	5,839	1 0	5,839	1 0
Laying 12" > 9" > 6" water main along Bombay Agra Road, Kurla ...	...	...	28,761	0 0	28,761	0 0
Enlarging the existing water main in Danda Village, Bandra ...	...	...	44,343	8 6	44,343	8 6
Extending the existing 3" water main along Mankhurd Village Road upto Mankhurd Village with 4" C. I. main ...	...	...	6,228	12 0	6,228	12 0
Laying a 4" water main in Subhash Road, Vile-Parle ...	...	...	3,290	14 0	3,290	14 0
Enlarging the existing 3" > 2" water main in Shradhanand Road, Vile-Parle to 6" size and extending it ...	...	...	5,409	13 0	5,409	13 0
Laying a 4" water main along St. Martin's Road in T. P. S. 11 Bandra ...	...	...	3,311	15 0	3,311	15 0
Laying a 4" water main from Powai Yard along Vihar Saki Road and Powai Thana Road for a length of 3600 R. ft. ...	...	...	8,507	10 0	8,507	10 0
Enlarging 3" water main to 6" along North Main and South Avenues and providing 4" water main along Western, Central and East Avenues Santra-Cruz ...	...	...	7,588	1 0	7,588	1 0
Laying 6" and 4" water mains in certain Roads in Khar Scheme ...	...	...	3,319	13 0	3,319	13 0
Total Works in progress ...	15,04,412	6 11	10,68,584	0 9	25,72,996	7 8
Total II.—Water Works ...	18,03,603	1 3	10,68,584	0 9	28,72,187	2 0
III.—EDUCATION PRIMARY.						
Works completed upto 31st March 1954 ...	...	...	...	...	...	...
Works in progress—						
Construction of School Building at Agripada Bandra ...	26,904	8 0	218	15 0	27,123	7 0
School Building at Kol Dongri, Andheri (6 rooms) ...	12,531	1 0	...	...	12,531	1 0
School Building at Vile Parle East (10 rooms) and additional floor ...	38,379	7 5	3,120	0 0	41,499	7 5
School Building at Vile Parle West (11 rooms) ...	34,580	7 5	175	13 0	34,756	4 5
Total—III.—Education Primary ...	1,12,395	7 10	3,514	12 0	1,15,910	3 10
IV.—EDUCATION SECONDARY.						
Works completed upto 31st March 1954 ...	5,861	4 9	...	...	5,861	4 9
Total IV.—Education Secondary ...	5,861	4 9	...	...	5,861	4 9
VI.—MEDICAL RELIEF AND EDUCATION.						
Works completed upto 31st March 1954 ...	...	...	...	...	...	...
Works in progress—						
Construction of Maternity wing in the building of Seth V. G. Gandhi and Seth M. A. Vora Municipal Hospital at Rajawadi, Ghatkopar ...	71,238	12 9	...	...	71,238	12 9
Construction of a Store Room, provision room, preparation room and kitchen in the compound of Bhabha Hospital, Kurla ...	13,989	10 0	...	...	13,989	10 0
Construction of a Maternity Home, a Dispensary and a Mobile Hospital Unit at Ghatkopar including staff Quarters ...	78	8 0	2,58,947	12 6	2,59,026	4 6
Addition of a ward on 1st floor above the Male Ward at K. B. Bhabha Hospital, Bandra ...	...	...	18,189	15 0	18,189	15 0
Extension of Maternity Ward for providing additional beds at Chembur ...	...	...	30,110	10 0	30,110	10 0
Construction of a Maternity Home in the compound of N. J. Wadia Dispensary, Andheri ...	...	...	100	2 0	100	2 0
Providing Dispensaries in Suburbs ...	...	...	26,765	3 0	26,765	3 0
Total VI.—Medical Relief and Education ...	85,306	14 9	3,34,113	10 6	4,19,420	9 3

**APPENDIX No. 8—(Contd.)**  
**Block Account showing details of Capital**  
**Expenditure up to 31st March 1955**

Name of the Work.	Total Capital Expenditure upto 31st March 1954.	Expenditure during 1954-55.	Total Capital Expenditure upto 31st March 1955.
	Rs. a. p.	Rs. a. p.	Rs. a. p.
<b>VII.—STREET CLEANSING AND CONSERVANCY, ROAD WATERING AND HALALKHORE SERVICE.</b>			
Works completed up to 31st March 1954	1,78,638 10 0	...	1,78,638 10 0
Works in progress—			
Construction of Quarters for Conservancy staff on the land bearing Survey No. 38 Hissa No. 2 and 3 at Juhu (36 tenements)	57,795 7 0	1,23,568 4 0	1,81,633 11 0
Construction of Quarters for Conservancy staff at Khar	90,879 5 0	10,555 2 0	1,01,434 7 0
Sewer in Linking Road T.P.S., Bandra	80,617 2 0	...	80,617 2 0
Sewer in 2nd Hasanbad Lane, Santa Cruz in convent Avenue St. Francis Avenue and St. Joseph Avenue	84,388 0 9	17,480 5 0	1,01,868 5 9
Sewers in Ghodbunder Road from Church Avenue to Willingdon Colony and sewers in South Avenue and branch sewers in road No. 10, 11 & 12 and Linking Road	2,20,758 7 0	18,873 11 0	2,39,632 2 0
Disposal works at Khar—			
(a) Purification works	7,76,327 6 0	1,41,893 12 0	9,18,221 2 0
(b) Remodelling the Pumping Station	...	7,207 2 0	7,207 2 0
(c) Providing and laying 9" sewers in Dr. Babasaheb Ambedkar Road from junction first Road to Khar Pali Road at Khar	59,725 0 0	1,267 14 0	60,992 14 0
(d) Providing and laying 15"—12" sewers in South Avenue from junction Linking Road to junction 1st Road at Khar	1,83,349 14 9	7,460 10 0	1,90,810 8 9
Providing and laying 9" sewer in 15th Road at Khar	62,524 14 0	146 4 0	62,671 2 0
Providing and laying 9" sewer in 16th Road at Khar	76,333 13 0	2,754 0 0	79,087 13 0
Providing and laying 9" sewer in 17th Road at Khar	61,840 12 3	2,654 14 0	64,495 10 3
Laying 24" dia. sewer in Linking Road from junction South Avenue to Manhole No. 17	1,97,651 6 0	14,877 10 0	2,12,529 0 0
Laying 24" dia. sewer in Linking Road from Manhole No. 17 to junction Juhu Road	1,36,518 1 0	13,652 4 0	1,50,170 5 0
Laying 12"—9" sewer along North Avenue Ghodbunder Road, Tank Road	94,563 12 9	11,568 10 0	1,06,132 6
Construction of Quarters for Conservancy staff Chembur (34 tenements)	21,429 4 0	1,45,772 8 0	1,67,201 12 0
Subvention Scheme—Conversion of Basket privies into W.Cs. on full flushing system in Bandra 'H' Ward	25,400 0 0	20,200 0 0	45,600 0 0
(a) Khori Village Sewer (East)	7,612 2 0	13,070 15 0	20,683 1 0
(b) Sewer in 32nd Road T.P.S. III—Bandra	64,198 9 0	11,867 11 0	76,066 4 0
Cost of Pumping Station at Kurla	3,432 10 0	2,24,995 10 0	2,28,428 4 0
Bandra Pumping Station (Bunderwadi)	54,199 12 0	62,002 8 0	1,16,202 4 0
Construction of public conveniences in the Suburbs	18,262 13 0	15,071 11 0	33,334 8 0
Providing and laying sewers in Portions between South Avenue and Saraswati Road, Santacruz			
(a) 9" Sewer in Main Avenue with 9" branch connections from East Avenue, Central Avenue and West Avenue	48,690 9 0	15,416 15 0	64,107 8 0
(b) 9" Sewer in West Avenue Croft Lane, Gujar Lane, St. Andrew's Road and Old Tank Road	43,811 2 0	13,261 7 0	57,072 9 0
(c) 9" > 12" Sewers in Station Road and Saraswati Road to join 24" dia. main sewer in Dadabhai Road	44,377 9 0	6,948 2 0	51,325 11 0
(d) 9" Dia. Sewer in St. Andrew's Road, Cottage Lane, Old Tank Road, Tank Road, Hasanabad Lane No. 1 joining main sewer in Saraswati Road, Station Road	33,155 7 0	2,916 6 0	36,071 13 0
Providing and laying main sewer in the proposed 100' Road in Juhu Colony Dist. No. II between Versova Road and Ghodbunder Road	1,548 3 0	2,62,913 13 0	2,64,462 0 0
Providing and laying sewers in 18th, 19th, 20th, 21st, 1st and 14-A, Roads at Khar	1,10,561 5 0	64,107 1 0	1,74,668 6 0
Sewers in Khari Gaothans	1,71,573 3 0	85,075 13 0	2,56,649 0 0
Providing new Street connections in the Suburbs	5,385 3 0	22,659 4 0	28,044 7 0
Providing sewerage facilities and Sewage Disposal Works at Ghatkopar...	3,73,851 4 9	11,55,004 15 0	15,28,856 3 9
Sewer works in area (North of Saraswati Road Station Road) bounded by Dadabhai Road on the west and Western Railway boundary on the East—Santacruz	97,114 3 0	3,33,916 14 0	4,31,031 1 0
Providing and laying sewers to drain the proposed tenements at Ghatkopar and Chembur to be constructed under the Subsidized Industrial Housing Scheme of the Government of India	1,37,789 15 0	2,67,166 5 0	4,04,956 4 0
Providing and laying 30"—42" dia. Hume Pipe Sewers in Mahim Causeway, 100'-0" proposed promenade, Dharavi Road and proposed 100'-0" Road in Dharavi Scheme	...	23,906 12 0	23,906 12 0
Khar Purification Works construction of an open storm water drain	...	18,482 11 0	18,482 11 0
Pumping Station and purification works for District No. II	...	72,567 8 0	72,567 8 0
Construction of quarters for Conservancy Staff at Kurla	...	97 15 0	97 15 0
Taking over Jay Bharat Sewage Pumping Station at Khar	...	12,135 11 0	12,135 11 0
Providing Sewerage arrangements for Guzdar Scheme, Saraswat Colony and Adjacent area in District No. I at Santa Cruz	...	122 3 0	122 3 0
Treatment Works at Ghatkopar	...	41 4 0	41 4 0
Branch Sewers in Chembur area	...	126 8 0	126 8 0
Construction of garages for housing the vehicles of the Conservancy Branch including acquisition of land	...	1,05,000 0 0	1,05,000 0 0
Total works in progress	34,45,666 7 3	33,28,808 12 0	67,74,475 3 3
Total.—VII.—Street Cleansing, etc.	36,24,305 1 3	33,28,808 12 0	69,53,113 3 3

**APPENDIX No. 8—(Concl'd.)**  
**Block Account showing details of Capital**  
**Expenditure up to 31st March 1955**

Name of the Work.	Total Capital Expenditure upto 31st March 1954.	Expenditure during 1954-55.	Total Capital Expenditure upto 31st March 1955.
	Rs. a. p.	Rs. o. p.	Rs. a. p.
<b>VIII.—ROADS, S. W. DRAINS AND PUBLIC LIGHTING</b>			
Works completed up to 31st March 1954	11,83,207 12 3	...	11,83,207 12 3
Works in progress—			
Constructing Vikrolī Station Road	25,545 15 0	8,790 0 0	34,335 15 0
Providing access over Nala between Ghatla Village and Chembur	10,485 8 7	...	10,485 8 7
Street improvement in different places set-backs	62,706 11 6	66,359 10 0	1,29,066 5 6
Construction of Road including grouting from Chembur-Ghatla Road to Burial Ground and Harijan Colony	21,040 11 0	...	21,040 11 0
Construction of Road including grouting from Vadhavli Road to Burial ground	12,294 10 0	...	12,294 10 0
Improvement of junction and provision for round about at junction of Versova Road	10,665 3 0	...	10,665 3 0
Improving S. W. drains paved and unpaved in Suburbs :—			
(a) Drains in waterfield Road, Bandra	30,244 8 0	...	30,244 8 0
(b) Drains in old Kurla	34,200 3 0	...	34,200 3 0
(c) Drains in Station Road, Bandra	9,773 2 0	...	9,773 2 0
(d) Construction of drains in suburbs	82,011 10 0	1,07,521 13 0	1,89,533 7 0
Asphalting roads and construction of water bound Macadam Road in Municipal limits	79,429 7 0	...	79,429 7 0
Constructing and grouting Linking Road (Portion) in T.P. Scheme, Bandra	82,013 15 0	88,104 14 0	1,70,118 13 0
Constructing a new bridge over the Vakola Creek at Nehru Road No. 1 leading to Santacruz Aerodrome	60,439 3 0	39,159 11 0	99,598 14 0
Constructing Storm Water Drain in Bhandup Station Road	6,744 11 0	2,467 3 0	9,211 14 0
Widening of Santacruz Juhu Road from junction of Dadabhoy Road to Juhu Tara Road junction	39,990 12 0	44,564 13 3	84,555 9 3
Providing a subway at Andheri Railway Station	39,973 4 0	19,779 2 0	59,752 6 0
Salsette Track Road between Vile Parle and Andheri	29,979 3 0	25,130 14 0	55,110 1 0
Asphalt grouting of Saki Naka and Powai Road	436 0 0	1,10,481 14 0	1,10,917 14 0
Providing a Store Shed at Andheri in the acquired premises of the Tata Institute of Social Sciences at Ghodbunder Road, Andheri	4,346 14 0	2,929 11 0	7,276 9 0
Cutting down the embankments of the central Salsette Track East and West Kurla Railway Station and constructing metal roads thereat	...	253 10 0	253 10 0
Widening of Sion Trombay Road	...	67,544 6 0	67,544 6 0
Extension of the Daudbag Road including side drains so as to join Bhardawadi Road, Andheri	...	9,251 12 0	9,251 12 0
Widening of Versova Road, Andheri including provision of side drains in some portion	...	80,753 4 0	80,753 4 0
Widening of Nehru Road, Santra-Cruz	...	26,491 14 0	26,491 14 0
Constructing Saki Vihar Road from the premises of Messrs. Larson and Toubro to Vihar Lake including provision of Cross Drains	...	75,886 7 0	75,886 7 0
Widening of Bridge at Kurla-Andheri Road over Mithi river between Kurla and Saki Naka	...	1,30,566 10 0	1,30,566 10 0
Providing 2 additional openings each with 2 sluice gates on Guzdar Bund, Juhu	...	16,865 8 0	16,865 8 0
Widening of (1) Bombay Agra Road and (2) Ghodbunder Road including provision of footpaths	...	75,922 10 0	75,922 10 0
Widening Kurla Andheri Road, between Bombay Agra Road and Railway level crossing at Andheri	...	98 5 0	98 5 0
Improvement of Nalla from Ghodbunder Road to cremation ground at Andheri	...	6,096 6 0	6,096 6 0
<b>Total Works in progress</b>	<b>6,42,321 7 1</b>	<b>10,05,020 5 3</b>	<b>16,47,341 12 4</b>
<b>Total.—VIII.—Roads, S.W. Drains etc.</b>	<b>18,25,529 3 4</b>	<b>10,05,020 5 3</b>	<b>28,30,549 8 7</b>
<b>X.—BUILDINGS, LAND ACQUISITION AND MANAGEMENT</b>			
Works in progress—			
Acquisition of two pieces of land with structures standing thereon in Greater Bombay	6,63,025 13 0	...	6,63,025 13 0
Town Planning Scheme in suburbs	1,51,818 6 3	54,774 12 0	2,06,593 2 3
Variation of T.P.S. No. IV Bandra	...	97 15 0	97 15 0
<b>Total—X.—Buildings, etc.</b>	<b>8,14,844 3 3</b>	<b>54,872 11 0</b>	<b>8,69,716 14 3</b>
<b>XI.—FIRE BRIGADE</b>			
Work in progress—			
Construction of Fire Brigade Station at Andheri	2,52,797 7 9	15,785 8 0	2,68,582 15 9
<b>Total—XI—Fire Brigade</b>	<b>2,52,797 7 9</b>	<b>15,785 8 0</b>	<b>2,68,582 15 9</b>
<b>XIII.—GARDENS AND OPEN SPACES</b>			
Work in progress—			
Providing a public park on the open plot at Juhu Road, opposite the Police Station, Santacruz	23,866 8 0	4,099 10 0	27,966 2 0
Providing a public garden in T. P. Scheme No. IV, Bandra	...	13,415 12 0	13,415 12 0
<b>Total XIII.—Gardens and Open Spaces</b>	<b>23,866 8 0</b>	<b>17,515 6 0</b>	<b>41,381 14 0</b>

**APPENDIX No. 8—(Concl'd.)**  
**Block Account showing details of Capital**  
**Expenditure up to 31st March 1955**

Name of the work	Total Capital Expenditure upto 31st March 1954.		Expenditure during 1954-55.		Total Capital Expenditure upto 31st March 1955.	
	Rs.	a. p.	Rs.	a. p.	Rs.	a. p.
<b>XIV.—MARKETS AND SLAUGHTER HOUSES.</b>						
Works completed upto 31st March 1954	31,483	7 9	...	...	31,483	7 9
Works in progress—						
Providing cement mortar pavement in Andheri Market	10,739	4 0	...	...	10,739	4 0
Remodelling of the Khar Market	49	8 0	66,104	15 0	66,154	7 0
Total Works in progress	10,788	12 0	66,104	15 0	76,893	11 0
Total XIV.—Markets	42,272	3 9	66,104	15 0	1,08,377	2 9
<b>XV.—Village Amenities</b>	2,67,210	12 0	2,39,596	15 0	5,06,807	11 0
<b>PLANT AND MACHINERY</b>						
<b>PLANT AND MACHINERY TO BE PURCHASED OUT OF ADVANCES FROM LOAN FUND</b>						
Completed Items—Plant and Machinery Purchased upto 31st March 1955	...	...	...	...	...	...
Works in progress	...	...	...	...	...	...
<b>II.—WATER WORKS</b>						
Purchase of meters	76,422	6 0	Cr. 10,918	0 0	65,504	6 0
Purchase of one No. Sump Well Pump	...	...	1,672	12 0	1,672	12 0
<b>V.—PUBLIC HEALTH DEPARTMENT</b>						
Purchase of Tiffa with Trailer, Jeep etc.	25,706	15 0	Cr. 1,437	0 0	24,269	15 0
Purchase of 1 tool Insecticide Fog trailer	...	...	Cr. 1,135	0 0	Cr. 1,135	0 0
<b>VII.—STREET CLEANSING AND CONSERVANCY ETC</b>						
Purchase of 11 Cesspool Emptiers (Scammell) for removal of Cesspool water	3,78,633	1 4	52,414	4 0	4,31,047	5 4
Purchase of 13 Pickups for towing night soil Trailors	1,21,102	3 0	Cr. 24,221	0 0	96,881	3 0
Purchase of 54 Trailors for removal of night soil	1,22,337	0 0	Cr. 24,468	0 0	97,869	0 0
Purchase of 7 Lorries for removal of refuse	1,69,156	2 0	Cr. 33,831	0 0	1,35,325	2 0
5 Cesspool Emptiers with Diesel Engine	...	...	664	9 0	664	9 0
Purchase of 6 Cesspool Emptiers with Diesel Engine	...	...	Cr. 84,073	3 0	Cr. 84,073	3 0
Purchase of 25 scammell three wheeler vehicles for the removal of night soil	...	...	56	4 0	56	4 0
<b>VIII.—ROADS S.W. DRAINS AND PUBLIC LIGHTING</b>						
Purchase of 4 verticle type portable tar Boilers of 60 gallons capacity each...	3,107	2 0	Cr. 346	0 0	2,761	2 0
Purchase of 2 motor trucks for removal of materials	34,556	2 0	Cr. 6,911	0 0	27,645	2 0
Purchase of one 6-8 tons Road Roller	35,668	12 0	Cr. 2,378	0 0	33,290	12 0
<b>XI.—FIRE BRIGADE</b>						
Purchase of new foam and C.O. 2 Crash Tender carrying special equipment for air crashes and oil fires	...	...	1,10,000	0 0	1,10,000	0 0
400/500 Gallon motor pump with extension ladder (35 ft. Ajax type)	...	...	52,500	0 0	52,500	0 0
Purchase of one Motor Ambulance for Andheri Fire Station	...	...	17,519	11 0	17,519	11 0
Purchase of one Jeep for Fire Brigade Department	...	...	14,456	14 0	14,456	14 0
Total Plant and Machinery	9,66,689	11 4	59,566	3 0	10,26,255	14 4
<b>Discount and other charges on Loans—</b>						
Discount and other charges on the loan of Rs. 20 lakhs in 1950-51	1,00,596	4 0	...	...	1,00,596	4 0
Discount and other charges on the loan of Rs. 25 lakhs in 1951-52	55,477	13 0	...	...	55,477	13 0
Discount and other charges on the loan of Rs. 25 lakhs in 1952-53	1,01,538	10 0	...	...	1,01,538	10 0
Discount and other charges on the loan of Rs. 20 lakhs in 1953-54	45,000	0 0	...	...	45,000	0 0
Discount and other charges on the loan of Rs. 55 lakhs in 1954-55	...	...	96,250	0 0	96,250	0 0
Total—Discount and other charges	3,02,612	11 0	96,250	0 0	3,98,862	11 0
<b>TRUST FUND.</b>						
Works completed up to 31st March 1954—	1,43,715	11 0	...	...	1,43,715	11 0
Works in progress—						
(1) Vile Parle East (10 rooms) with an additional floor	63,500	0 0	...	...	63,500	0 0
(2) Asphalt Grouting of Saki Naka and Powai Road	25,995	12 0	22,004	4 0	48,000	0 0
Total—Works in progress	89,495	12 0	22,004	4 0	1,11,500	0 0
Total—Trust Fund	2,33,211	7 0	22,004	4 0	2,55,215	11 0

T. V. DORAISWAMY,  
Chief Accountant.

P. R. NAYAK,  
Municipal Commissioner.

Appendix No. 9

Statement Showing (1) the total amount of Municipal Loans raised (2) the expenditure incurred thereagainst and (3) the invested balances of the Loans on 31st March 1955.

(1)	Amount available for expenditure.	I.—General Supervision, Collection of Revenue.	II.—Water Works.	III.—Education Primary.	IV.—Education Secondary.	VI.—Medical Relief and Education.	VII.—Street Cleansing and Conservancy.	VIII.—Roads, S. W. Drains and Public Lighting.	X.—Buildings Land Acquisition, etc.	XI.—Fire Brigade.	XIII.—Gardens and Open Spaces.	XIV.—Markets and Slaughter Houses.	XV.—Village Amenities.	Advances for purchase of Plant and Machinery	Discount and other charges.	Total amount expended on works upto 31-3-1955.	Balance unexpended on 31st March 1955.
(1)	(2)	(3)	(4)	(5)	(6)	(7)	(8)	(9)	(10)	(11)	(12)	(13)	(14)	(15)	(16)	(17)	(18)
	Rs. a. p.	Rs. a. p.	Rs. a. p.	Rs. a. p.	Rs. a. p.	Rs. a. p.	Rs. a. p.	Rs. a. p.	Rs. a. p.	Rs. a. p.	Rs. a. p.	Rs. a. p.	Rs. a. p.	Rs. a. p.	Rs. a. p.	Rs. a. p.	Rs. a. p.
Total of different Municipal Loans raised (as per Annual Account 1953-54) ...	1,17,66,983 7 5																
Amount of Loan raised from Public in 1954-55 ...	55,00,000 0 0																
Amount of Contribution received from Government in 1953-54 ...	1,20,281 0 0																
—Do.— 1954-55 ...	5,23,763 3 0																
Contribution from Budget 'A' ...	3,00,000 0 0																
	1,82,11,027 10 9	2,85,069 7 9	28,72,187 2 0	1,15,910 3 10	5,861 4 9	4,19,420 9 3	69,53,113 13 3	28,30,549 8 7	8,69,716 14 3	2,68,582 15 9	41,381 14 0	1,08,377 2 9	5,06,808 11 0	10,26,255 14 4	3,98,862 11 0	1,67,02,098 4 6	15,08,929 6 3

T. V. DORAISWAMY,  
Chief Accountant.

P. R. NAYAK,  
Municipal Commissioner.

## APPENDIX No. 10

## Sinking Fund

Statement showing the Actual Investments on account of the Sinking Fund of different Municipal Suburbs Loans upto 31st March 1955, compared with the amounts which should have accumulated upto that date on the basis of the Fixed Instalments and the sums set aside as Sinking Fund as on 31st March 1955.

Name of Loan.	Amount raised.	When raised.	When repayable.	Amount of Annual Sinking Fund Instalment.	Date when Sinking Fund commenced.	Amount of Sinking Fund which should have accumulated upto 31st March 1955 at compound interest.
	Rs.			Rs.		Rs.
(3% basis)						
4½% Municipal Suburbs Loans—						
For construction of the Office Building and Vegetable Market, Ghatkopar ...	30,000	1-10-1937	1-10-1957	*		24,654
For Underground drainage Scheme, Kurla ...	1,65,500	15-1-1937	15-1-1967	3476	1-3-1938	81,597
4½% for laying underground drain in Bandra and Khar areas ...	4,00,000	15-8-1935	15-11-1965	8,408	15-8-1936	2,15,126
4% Loan Do. Do. ...	3,00,000	20-3-1939	15-11-1965	7,782	20-3-1940	1,56,998
4% Municipal Suburbs Loans—	2,22,000	30-3-1940		6,089	30-3-1941	1,13,259 8 0
For construction of quarters for Conservancy Staff, Bandra. ...	48,000	July 1939	15-7-1969	1,008	1-3-1941	18,800 0 0
For repayment to Government of the cost of the Khar Water Supply Scheme (Bandra) ...	1,00,000	4-3-1942	15-7-1972	2,102	1-3-1943	32,906
3½% Rs. 20 lakhs Bombay Municipal Suburbs Loan of 1950-51 for financing Capital Works such as Water Works etc. ...	20,00,000	1-3-1951	1-3-1966	1,07,534	1-3-1952	4,51,003
3½% Rs. 25 lakhs Bombay Municipal Suburbs Loan of 1951-52 for financing Capital Works such as Water Works etc. ...	25,00,000	3-10-1951	3-10-1966	1,34,418	3-10-1952	4,21,635
(3½% basis)						
4% Rs. 25 lakhs Bombay Municipal Suburbs Loan of 1952-53 for financing capital works such as water works etc. ...	25,00,000	1-9-1952	1-9-1964	1,68,781	1-9-1953	3,51,414
4% Rs. 20 Lakhs Bombay Municipal Loan 1953-54 for financing Capital Works such as waterworks etc. ...	20,00,000	1-9-1953	1-9-1963	** 68,924	1-9-1954	70,432
Total ...						19,37,824 8 0

\* The Municipality has invested Rs. 24,500 in Post Office National Savings Certificates to build a sum of Rs. 30,000 at the end of September 1957 when these National Savings Certificates will be encashed and the Loan will be repaid. The value of the National Savings Certificates as on 31-3-55 is Rs. 31,850.

\*\* Annual Sinking Fund instalment on 20 year's basis.

(1)	AMOUNT ACTUALLY INVESTED UPTO 31ST MARCH 1955.				Amount of Interest accrued upto 31st March 1955 collected and invested in 1955-56.	Total of Columns 5 and 6
	Amount of Sinking Fund invested upto 31st March 1954.	Sinking Fund Instalments paid in 1954-55.	Interest, etc., accumulations invested in 1954-55.	Total.		
	Rs. a. p.	Rs. a. p.	Rs. a. p.	Rs. a. p.	Rs. a. p.	Rs. a. p.
Sinking Funds ...	13,89,003 3 4	5,08,522 0 0	57,797 10 0	19,55,322 13 4		
Total Sinking Funds ...				19,55,322 13 4		
In Public Securities as detailed in Appendix No. 16-A ...				19,55,228 4 6		
In Cash with the Imperial, Bank of India, Dadar ...				94 8 10		
Total ...				19,55,322 13 4	6,730 14 0	19,62,053 11 4

\* The Market Value of the securities on 31st March 1955 is Rs. 20,00,150-10-0 as shown in Appendix No. 16A and after adding the cash balance of Rs. 94-8-10 and the interest accrued on the securities upto 31st March 1955; amounting to Rs. 6,730-14-0 the total amount of Sinking Fund is Rs. 20,06,976-0-10.

T. V. DORAISWAMY,  
Chief Accountant.

P. R. NAYAK,  
Municipal Commissioner.



## APPENDIX

Statement showing Outstanding Loans due by the Municipality (Suburban Area), the Interest paid by the Imperial Bank of India and in office during the year and the balance

Serial No.	Particulars of Loans.	Rate of Interest.	Balance due on 1-4-1954.	Amount raised in 1954-55.	Total.
(1)	(2)	(3)	(4)	(5)	(6)
	<b>Loans raised from Government.</b>	Rs.	Rs. a. p.	Rs. a. p.	Rs. a. p.
1	Loan for laying pipe line for Oil Refineries at Trombay, 1st Instalment, Rs. 15 lakhs ...	4 %	15,00,000 0 0	...	15,00,000 0 0
	<b>Loans raised from the Public.</b>				
1	Loan for laying underground Drain in Bandra and Khar Area (Bandra).	4½%	4,00,000 0 0	}	9,22,000 0 0@
		4 %	3,00,000 0 0		
2	Loan for construction of quarters for Conservancy Staff (Bandra) ...	4 %	48,000 0 0	...	48,000 0 0@
3	Loan for repayment to Government of the cost of the Khar Water Supply Scheme (Bandra)...	4 %	1,00,000 0 0	...	1,00,000 0 0@
4	Loan for construction of the Office Building and Vegetable Market, Ghatkopar ...	4½%	30,000 0 0	...	30,000 0 0@
5	Loan for underground drainage scheme (Kurla) ...	4½%	1,65,500 0 0	...	1,65,500 0 0@
6	Rs. 20 lakhs Bombay Municipal Suburbs Loan of 1950-51 for financing Capital Works such as Water Works, Roads, etc., pertaining to Budget 'D' ...	3½%	20,00,000 0 0	...	20,00,000 0 0@
7	Rs. 25 lakhs Bombay Municipal Suburbs Loan of 1951-52 for financing Capital Works such as Water Works, Roads, etc., pertaining to Budget 'D' ...	3½%	25,00,000 0 0	...	25,00,000 0 0@
8	Rs. 25 lakhs Bombay Municipal Suburbs Loan of 1952-53 for financing Capital Works such as Water Works, Roads, etc pertaining to Budget 'D'. ...	4 %	25,00,000 0 0	...	25,00,000 0 0@
9	Rs. 20 lakhs Bombay Municipal Suburbs Loan of 1953-54 for financing capital Works such as Water Works, Roads, etc. pertaining to Budget 'D' ...	4 %	20,00,000 0 0	...	20,00,000 0 0 @
10	Rs. 55 Lakhs Bombay Municipal Suburbs Loan of 1954-55 for financing Capital Works such as Water Works, Roads, etc., pertaining to Budget 'D' ...	4 %	..	55,00,000 0 0	55,00,000 0 0@
	<b>Total ...</b>		1,17,65,500 0 0	55,00,000 0 0	1,72,65,500 0 0

@ As under the terms of these loans the bonds cannot be repaid to the holders before the dates stipulated in the debentures,

T. V. DORAISWAMY,  
Chief Accountant.

## No. 11

Outstanding on 1st April 1954 on the different Loans, the amount payable for the year 1954-55, the amount outstanding on 31st March 1955.

Amount repaid in 1954-55.	Balance due on 31-3-1955.	Interest outstanding on 1-4-1954.	Interest payable in 1954-55.	Total Interest due.	Deduct—Interest paid.	Outstanding Balance on 31-3-1955.
(7)	(8)	(9)	(10)	(11)	(12)	(13)
Rs. a. p.	Rs. a. p.	Rs. a. p.	Rs. a. p.	Rs. a. p.	Rs. a. p.	Rs. a. p.
...	15,00,000 0 0	667 0 0	60,000 0 0	60,667 0 0	60,000 0 0	667 0 0
...	9,22,000 0 0	887 0 0	38,880 0 0	39,767 0 0	39,168 8 0	598 8 0
...	48,000 0 0	...	1,920 0 0	1,920 0 0	1,920 0 0	...
...	1,00,000 0 0	20 0 0	4,000 0 0	4,020 0 0	4,020 0 0	...
...	30,000 0 0	22 8 0	1,350 0 0	1,372 8 0	1,215 0 0	157 8 0
...	1,65,500 0 0	2169 0 0	7,447 8 0	9,616 8 0	8,516 4 0	1,100 4 0
...	20,00,000 0 0	479 6 0	65,000 0 0	65,479 6 0	65,316 14 0	162 8 0
...	25,00,000 0 0	...	93,750 0 0	93,750 0 0	93,750 0 0	...
...	25,00,000 0 0	15,100 0 0	1,00,000 0 0	1,15,100 0 0	1,06,475 0 0	8,625 0 0
...	20,00,000 0 0	...	80,000 0 0	80,000 0 0	80,000 0 0	...
...	55,00,000 0 0	...	82,500 0 0	82,500 0 0	82,500 0 0	...
...	1,72,65,500 0 0	19,344 14 0	5,34,847 8 0	5,54,192 6 0	5,42,881 10 0	11,310 12 0

the Sinking Fund has been invested as shown in detail in Appendix No. 10.

P. R. NAYAK,  
Municipal Commissioner.

**APPENDIX No. 12**  
**Statement of Advance for 1954-55.**

Name of Account.	Opening Balance on 1st April 1954	Debits during 1954-55.	Total.	Credits during 1954-55.	Closing Balance on 31st March 1955.
	Rs.	Rs.	Rs.	Rs.	Rs.
<b>Departmental Works</b>					
Water Works	24,335	46,090	70,425	8,338	62,087
Roads Buildings and Drainage	1,11,406	3,72,253	4,83,659	2,63,726	2,19,933
<b>Total</b>	<b>1,35,741</b>	<b>4,18,343</b>	<b>5,54,084</b>	<b>2,72,064</b>	<b>2,82,020</b>
<b>Private Works</b>					
Water Works	9,981	1,720	11,701	513	11188
Roads Buildings and Drainage	23,288	37,534	60,822	20,050	40,772
<b>Total</b>	<b>33,269</b>	<b>39,254</b>	<b>72,523</b>	<b>20,563</b>	<b>51,960</b>
<b>Municipal Officers</b>					
Dishonoured Cheques		1,14,374	1,14,374	1,14,374	...
Standing Advances for Contingent Expenses	12,435	650	13,085	247	12,838
Motor Cars and Motor Cycles to Officers	42,149	8,300	50,449	24,319	26,130
Cycle Advances to Subordinates					
<b>Total</b>	<b>54,584</b>	<b>1,23,324</b>	<b>1,77,908</b>	<b>1,38,940</b>	<b>38,968</b>
<b>Advances—Sundries and Miscellaneous</b>					
Municipal contractors		606	606		606
Advances Sundries cost of revision of grades of Suburban Staff	574	3,119	3,693	3,307	186
Advances for Improvement of private streets	19,394	46,159	65,553		65,553
Purchase of Petrol and Diesel oil	6,981	67,754	74,735	69,719	5,016
Town Planning Schemes in Suburbs	3,015		3,015	3,015	
<b>Total</b>	<b>2,47,502</b>	<b>2,62,874</b>	<b>5,10,376</b>	<b>2,07,410</b>	<b>3,02,966</b>
<b>Grand Total</b>	<b>4,71,096</b>	<b>8,43,795</b>	<b>13,14,891</b>	<b>6,38,977</b>	<b>6,75,914</b>

**T. V. DORAISWAMY,**  
*Chief Accountant.*

**P. R. NAYAK,**  
*Municipal Commissioner.*

**APPENDIX No. 13**  
*Statement of Deposit Account for 1954-55*

Name of Account.	Opening Balance on 1st April 1954.	Credits during 1954-55.	Total.	Debits during 1954-55.	Closing Balance on 31st March 1955.
	Rs.	Rs.	Rs.	Rs.	Rs.
<b>A.—Cash Deposits from Contractors, etc.—</b>					
(1) From Contractors ... ..	3,52,801	2,98,964	6,51,765	74,051	5,77,714
(2) From Tenderers ... ..	94,675	5,51,085	6,45,760	4,71,930	1,73,830
<b>B.—Cash Deposits from Private Parties received through Departmental Officers—</b>					
(1) Assistant Engineer, 1st Grade ... ..	6,21,673	1,64,843	7,86,516	1,78,588	6,07,928
(2) Assistant Engineer, Water Works ... ..	1,78,154	1,64,508	3,42,662	1,01,083	2,41,579
(3) Deputy Assessor and Collector ... ..	3,64,595	21,77,964	25,42,559	21,43,928	3,98,631
(4) Assistant Health Officer ... ..	42,778	8,014	50,792	14,279	36,513
(5) Assistant Superintendent of Licenses ... ..	1,06,698	91,974	1,98,672	86,828	1,11,844
(6) Assistant Superintendent of Markets ... ..	36,704	11,301	48,005	5,572	42,433
(7) Assistant Head Supervisor ... ..	11,079	9,252	20,331	3,469	16,862
(8) Assistant Municipal Commissioner ... ..	5,937	7,357	13,294	3,657	9,637
(9) A.E.N. Ward— ... ..	27,536	20,825	48,361	10,834	37,527
(10) A. E. T. P. Schemes ... ..	1,56,120	1,07,150	2,63,270	3,616	2,59,654
(11) Insecticide Officer ... ..	3,349	1,494	4,843	1,186	3,657
<b>C.—Other Cash Deposits ... ..</b>	<b>9,12,697</b>	<b>11,87,718</b>	<b>21,00,415</b>	<b>9,24,725</b>	<b>11,75,690</b>
<b>D.—Cash Deposits from Lessees ... ..</b>	<b>...</b>	<b>...</b>	<b>...</b>	<b>...</b>	<b>...</b>
<b>E.—Paper Deposits kept in Office—</b>					
(1) From Contractors, etc. ... ..	9,800	3,21,200	3,31,000	3,24,300	6,700
(2) From Tenderers ... ..	5,000	12,000	17,000	10,000	7,000
(3) Investment of Municipal Fund ... ..	...	5,00,000	5,00,000	5,00,000	...
(4) Securities held under objection ... ..	...	...	...	...	...
<b>F.—Paper Deposits from Municipal Employees and Contractors lodged with the Imperial Bank of India ... ..</b>	<b>2,72,100</b>	<b>3,22,300</b>	<b>5,94,400</b>	<b>50,800</b>	<b>5,43,600</b>
<b>G.—Paper Deposits from Lessees etc., lodged with the Imperial Bank of India &amp; Reserve Bank ... ..</b>	<b>...</b>	<b>...</b>	<b>...</b>	<b>...</b>	<b>...</b>
<b>H.—Sales Tax</b>	<b>151</b>	<b>444</b>	<b>595</b>	<b>400</b>	<b>195</b>
<b>Total ...</b>	<b>32,01,847</b>	<b>59,58,193</b>	<b>91,60,040</b>	<b>49,09,246</b>	<b>42,50,794</b>

T. V. DORAISWAMY,  
Chief Accountant.

P. R. NAYAK,  
Municipal Commissioner.

## APPENDIX No. 14

Statement showing Interest accrued but not paid in respect of the following Municipal Loans credited to Suspense Account pending adjustment in their respective years of repayment, outstanding on 31st March 1955.

Year of Adjustment.	Particulars of Loans.	Amount of Interest accrued but not paid outstanding.		Date of Maturity of the Loan.
		Rs.	a. p.	
1951-52	3½% Rupees 20 Lakhs Loan (1950-51)	5,416	11 0	1st March 1966.
1952-53	3½% Rupees 25 Lakhs Loan (1951-52)	46,354	3 0	3rd October 1966.
1953-54	4½% Bandra Municipal Loan Rs. 4 Lakhs out of Rs. 9.22 Lakhs (1935).	6,750	0 0	15th November 1965.
Do	4% Bandra Municipal Loan Rs. 3 Lakhs out of Rs. 9.22 Lakhs (1939).	4,500	0 0	Do.
Do.	4% Bandra Municipal Loan Rs. 2.22 Lakhs out of Rs. 9.22 Lakhs (1940).	3,330	0 0	Do.
Do.	4% Rs. 48,000 Loan Bandra Municipal Loan (1941)	400	0 0	15th July 1969.
Do.	4% Rs. 1 Lakh Loan—Bandra Municipal Loan (1942).	833	5 0	15th July 1972.
Do.	4½% Rs. 30,000 Loan—Ghatkopar-Kirol Municipal Loan (1937).	675	0 0	1st October 1957.
Do.	4½% Rs. 1,65,500 Loan—Kurla Municipal Loan (1937).	1,551	9 0	15th January 1967.
Do.	4% Rs. 25 Lakhs Loan (1952-53)	8,333	5 0	1st September 1964.
1954-55	4% Rs. 20 Lakhs Loan (1953-54)	6,666	11 0	1st September 1963.
	Total	84,810	12 0	

T. V. DORAISWAMY,  
Chief Accountant.

P. R. NAYAK,  
Municipal Commissioner.

## APPENDIX No. 15

Statement showing the Amounts of the Receipts and Expenditure respectively credited and debited to the Municipal Fund during the year 1954-55 and the Balance at the credit of the Fund at the close of the year 1954-55 (i.e., 31st March 1955).

	Details.		Total.	
	Rs.	a. p.	Rs.	a. p.
<b>RECEIPTS—A.—REVENUE ACCOUNT.</b>				
<b>I.—General Tax, Indirect Taxation and Miscellaneous Revenue—</b>				
A.—General Tax	50,65,819	2 6		
B.—Grants-in-aid in respect of fines for offences against the law	31,902	13 0		
C.—Interest and profit on Investment of Surplus Loans and other balances	3,48,696	14 9		
D.—Miscellaneous	36,094	10 3	54,82,513	8 6
2. Water Works—Water Tax and other Miscellaneous Water Works Revenue	...	...	32,31,690	10 6
3. Education—Primary	...	...	6,623	10 6
4. Education—Secondary	...	...	31,016	14 9
5. Public Health Department	...	...	10,487	3 7
6. Medical Relief and Education	...	...		
7.—Street Cleansing and Conservancy, Road Watering and Halalkhore Service—				
A.—Halalkhore Tax	6,74,621	4 0		
B.—Miscellaneous	39,318	9 3		
C.—Veterinary Department	1,506	2 0	7,15,445	15 3
8. Roads, Drains and Public Lighting				
A.—Wheel Tax and Government Contribution in lieu of Tolls	4,62,588	5 0		
B.—Ground Rent	970	14 0		
C.—Miscellaneous	53,745	14 9		
D.—Ferry Receipts	14,378	11 0	5,31,683	12 9
9. Mechanical	..	..	24	0 0
10. Buildings, Land Acquisition and Management—				
A.—Sale Proceeds of Surplus Land	9,763	0 0		
B.—Rent of Buildings	18,248	3 6		
C.—Ground Rent	807	9 0		
D.—Miscellaneous	49,769	3 6		
E.—Rent of Municipal Land at Khar etc.	...	...	78,588	0 0
11. Fire Brigade—				
A.—Fire Tax	2,34,585	4 0		
B.—Other Receipts	20	0 0		
			2,34,605	4 0
12. Licensing, Removal of Encroachments on Public Streets and Administration of Shops and Establishment Act, 1948 and Theatre Tax—				
A.—Licences for Dangerous and Offensive Trades	1,86,506	3 0		
B.—Removal of Encroachments on Public Streets, Licences for squatters and Hawkers and fees for removal of encroachments	58,727	12 0		
C.—Grants-in-aid from Government for the Administration of Shops and Establishment Act, 1948	10,976	10 0		
D.—Miscellaneous	41,492	3 6		
E.—Receipts from Theatre Tax	71,201	4 3		
F.—Parking fees	...	...	3,68,904	0 9
13. Gardens and Open Spaces	...	...	5	0 0
14. Markets and Slaughter Houses	...	...	5,14,893	3 9
15. Contribution from Capital Funds to Revenue on account of Loan Works Staff	...	...	3,11,351	13 0
16. Rebate from Government on account of Collection of the Urban Immoveable Property Tax in the Suburbs	...	...	23,202	13 6
17. Grants-in-aid from Government	...	...	11,48,076	12 0
18. Share from Budget 'A' for Town Duties under Section 123(B)2	...	...	13,71,095	0 0
<b>Total—Revenue Receipts</b>	...	...	<b>1,40,60,207</b>	<b>10 10</b>

## APPENDIX-NO. 15—(Contd.)

	Details		Total	
	Rs.	s. p.	Rs.	s. p.
<b>RECEIPTS—B.—CAPITAL ACCOUNT.</b>				
Capital Receipts—				
New Loan 1954-55	55,00,000	0 0		
Trust Funds	16,000	0 0		
Contribution from Govt. equal to 1/3rd of the Exp. etc.	5,23,763	3 0		
Contribution from Hospital Fund of Budget 'A'	3,00,000	0 0		
<b>Total—Capital Account Receipts</b>			<b>63,39,763</b>	<b>3 0</b>
<b>RECEIPTS—C.—SUSPENSE ACCOUNT.</b>				
<b>I.—Paper and Cash Accounts—</b>				
(1) Sinking Funds	63,794	5 6		
(2) Special Funds	15,759	14 0		
(3) Surplus Funds	6,13,401	3 6		
(4) Loan Funds	256	1 6		
Imperial Bank of India and Other Local Banks on account of Sundry Deposits	1,52,65,387	9 6		
			<b>1,59,58,599</b>	<b>2 0</b>
<b>II.—Sinking and Special Fund Accounts—</b>				
Sinking and Special Fund Accounts	6,48,960	4 8		
Loan Redemption Fund				
			<b>6,48,960</b>	<b>4 8</b>
<b>III.—Suspense Accounts—</b>				
Deposit Account	59,58,193	1 0		
Advances for purchase of Petrol	69,719	3 6		
Advances for Departmental Works	2,72,063	6 0		
Advances for Private Works	20,563	3 0		
T. P. Schemes	3,014	14 0		
Advances Sundries Miscellaneous Advances	1,31,168	10 7		
Advances cost of Revision of Grades	3,507	4 0		
Advances—Municipal Officers—				
(a) Dishonoured Cheques	1,14,374	6 6		
(b) Standing Advances for Contingent Expenses	246	8 0		
(c) Motor Cars and Motor Cycles to Officers	24,319	0 0		
(d) Cycle advances to Subordinates				
Provident Fund Recoveries (Suburbs)	5,38,283	11 8		
Interest Receivable A/c				
Greater Bombay Suburbs Municipal Corporation Loan				
Interest Warrants Payable Account	2,67,666	14 0		
Interest accrued but not paid	6,666	11 0		
Cash Bills Outstanding Account	12,123	15 0		
Cheques Payable	2,67,01,787	13 11		
Plant and Machinery to be purchased out of S. C. B.	1,40,295	0 0		
Wages Deposit A/c	5,89,938	7 0		
Advances out of Surplus Cash Balance for financing the expenditure on Capital Works Loan Funds	14,04,167	11 3		
			<b>3,62,58,099</b>	<b>12 5</b>
<b>Total.—Suspense Account Receipts—I, II, III.</b>			<b>5,28,65,659</b>	<b>3 1</b>
<b>EXPENDITURE—A.—REVENUE ACCOUNT.</b>				
<b>I.—General Supervision, Collection of Revenue, etc.—</b>				
<b>A.—General Superintendence—</b>				
(a) Corporation & Standing Committee	5,645	0 0		
(b) Chief Auditor's Establishment	28,878	7 6		
(c) Assistant Municipal Commissioner's Office	28,827	0 9		
(d) Audit and Accounts	1,42,896	13 6		
(e) Ward Officer's Establishment				
(f) Liaison Officer's Establishment				
<b>B.—Collection of Revenue—(a) Property and Wheel Tax Establishment</b>	3,88,706	0 0		
<b>C.—Upkeep of Municipal Central and Ward Offices</b>	33,343	15 0		
<b>D.—Miscellaneous Charges</b>	24,284	12 0		
<b>E.—New Works</b>	1,686	3 0		
<b>F.—Debt Charges</b>	33,717	9 0		
<b>G.—Election expenses</b>	Cr. 3,758	0 0		
			<b>6,84,227</b>	<b>12 9</b>
<b>II.—Water Works—</b>				
<b>A.—Maintenance</b>	16,12,723	2 3		
<b>B.—New Works</b>	6,240	12 0		
<b>C.—Debt Charges</b>	1,90,122	13 0		
<b>D.—Provident Fund Pensions Gratuities etc.</b>	20,223	0 0		
<b>E.—Dearness Allowance</b>	99,231	9 0		
			<b>19,28,541</b>	<b>4 3</b>
Carried forward			<b>26,12,769</b>	<b>1 0</b>

## APPENDIX No. 15—(Contd.)

	Details.		Total.	
	Rs.	a. p.	Rs.	a. p.
Brought over ...			26,12,769	1 0
<b>EXPENDITURE—A.—REVENUE ACCOUNT—(Contd.)</b>				
III.—Education—Primary ...			13,40,484	0 0
IV.—Education—Secondary ...			21,430	2 9
V.—Public Health Department—				
A.—General Supervision ...	5,63,602	15 0		
B.—Supply of Milk to undernourished needy children attending Municipal Schools. ...	82,926	11 0		
C.—New Works ...				
D.—Debt Charges ...	1,075	15 0		
E.—Census ...	371	6 6		
			6,47,976	15 6
VI.—Medical Relief and Education—				
A.—Hospitals and Maternity Homes—				
(a) Hospitals ...				
(i) K. B. Bhabha Hospital, and Sir C. J. R. Dispensary, Bandra ...	1,57,075	7 3		
(ii) K. B. Bhabha Hospital, Kurla ...	85,091	1 3		
(b) Maternity Homes ...				
(i) Shamabai Vithaldas Khimji Municipal Maternity Home and ambulance service Ghatkopar ...	30,021	9 3		
(ii) Municipal Maternity Home, Chembur ...	18,613	7 0		
(c) Medical aid and Nursing assistance to poor people in their houses. ...				
B.—Dispensaries—				
(a) N. J. Wadia Dispensary, Andheri ...	50,934	0 9		
(b) Bai Yeshodabai M. V. Free Dispensary at Vile Parle ...	12,468	4 6		
(c) Seth Dwarkadas Tribhuvandas J. P. Charitable Dispensary at Chembur ...	34,727	14 9		
(d) Bai Mithibai Hormusji Charitable Disp. Kurla ...	10,400	5 9		
(e) Municipal Free Dispensary at Jogeswari ...	4,642	5 6		
(f) Municipal Free Dispensary at Bhandup ...	3,595	3 0		
C.—Family Planning Clinics ...	345	0 0		
D.—B. C. G. Vaccination ...				
E.—New Works ...	8,427	11 0		
F.—Debt Charges ...	29,981	8 0		
G.—Improvement on the Dispensaries ...				
			4,46,323	14 0
VII.—Street Cleansing and Conservancy, Road Watering and Halalkhore Service—				
A.—Street Cleansing and Conservancy ...	66,668	11 9		
B.—Collection Loading removal and disposal of T. R. etc... ..	5,55,225	9 9		
C.—Road Watering ...	6,253	13 0		
D.—Halalkhore Service ...	11,06,844	7 0		
E.—New Sewers ...	81,394	15 0		
F.—New Works ...	34,151	7 0		
G.—Debt Charges ...	4,76,072	3 0		
H.—Depreciation on Plant and Machinery ...				
			23,26,611	2 6
VIII.—Roads, S.W. Drains and Public Lighting				
A.—General ...	2,16,466	6 9		
B.—Maintenance of Roads ...	5,18,820	14 6		
C.—Public Lighting ...	3,93,983	5 9		
D.—Upkeep of Ferry Boats ...	8,478	15 6		
E.—Depreciation of Plant and Machinery ...	2,724	0 0		
F.—New Works ...	4,17,577	8 0		
G.—Debt Charges ...	1,56,751	5 0		
H.—Upkeep of Jeep ...				
			17,14,802	7 6
IX.—Mechanical—			7,170	9 0
X.—Buildings, Land Acquisition and Management—				
A.—Asstt. Engineer (Subs)'s Office Establishment ...	63,723	8 0		
B.—Inspection and Supervision of Private Buildings ...	1,48,032	7 6		
D.—Debt Charges ...	98,554	4 0		
C.—Planning of Land development and Improvement Projects ...				
			3,10,310	3 6
XI.—Fire Brigade—				
A.—Maintenance ...	47,785	9 0		
B.—Debt Charges ...	42,606	15 0		
			90,392	8 0
XII.—Licensing and Removal of Encroachment on Public Streets				
Administration of Shops and Establishment Act, 1948				
Administration of Theatre Tax and Parking Grounds—				
A.—Licensing Establishment ...	66,948	9 3		
B.—Removal of Encroachments on Public Streets ...	26,984	8 0		
C.—Administration of Shops and Establishment Act, 1948 ...	40,695	1 9		
D.—Administration of Theatre Tax ...	3,799	8 0		
E.—Parking Grounds ...	855	2 0	1,39,282	13 0
Carried forward ...			96,57,553	12 9



## APPENDIX No. 15—(Contd.)

	Details.			Total.		
	Rs.	a.	p.	Rs.	a.	p.
Brought over ...				96,57,553	12	9
<b>EXPENDITURE—A.—REVENUE ACCOUNT—(Contd.)</b>						
XIII.—Gardens and Open Spaces—Maintenance ...	30,610	1	3			
New Works ...	16,056	2	0			
Debt charges ...	3,118	14	0			
				49,785	1	3
XIV.—Markets and Slaughter Houses—						
A.—Markets & Slaughter Houses ...	1,70,677	9	9			
B.—New Works ...	29,105	13	0			
C.—Debt Charges ...	15,007	11	0			
				2,14,791	1	9
XV.—Contribution to Town Planning Schemes in respect of Municipal plots ...						
XVI.—Miscellaneous—						
A.—Provident Fund, Pensions, Gratuities and Compassionate Allowances ...	2,27,711	9	0			
B.—Urban Immovable Property Tax on Municipal Properties in Suburbs ...	630	14	0			
C.—Dearness Allowance ...	16,79,761	10	0			
D.—Grants-in-aid to Public Institutions—	69,975	8	0			
				19,78,079	9	0
Municipal Debt Interest ...						
Total,—Expenditure—A.—Revenue Account ...				1,19,00,209	8	9
<b>EXPENDITURE—B.—CAPITAL ACCOUNT.</b>						
I.—General Supervision Collection of Revenue, etc. ...	26,053	2	0			
II.—Water Works ...	10,68,584	0	9			
III.—Education—Primary ...	3,514	12	0			
IV.—Education—Secondary ...						
V.—Public Health Department ...						
VI.—Medical Relief and Education ...	3,34,113	10	6			
VII.—Street Cleansing and Conservancy ...	33,28,808	12	0			
VIII.—Roads, Drains and Public lighting ...	10,05,020	5	3			
IX.—Mechanical ...						
X.—Buildings, Land Acquisition and Management ...	54,872	11	0			
XI.—Fire Brigade ...	15,785	8	0			
XIII.—Gardens and open spaces ...	17,515	6	0			
XIV.—Markets and Slaughter Houses ...	66,104	15	0			
XV.—Village Amenities ...	2,39,597	15	0			
Advances for purchase of Plant and Machinery ...	59,566	3	0			
Discount and other charges ...	96,250	0	0			
Assets written off ...						
Trust Fund Expenditure ...	22,004	4	0			
Total—Capital Account Expenditure ...				63,37,791	8	6
<b>EXPENDITURE—C.—SUSPENSE ACCOUNT.</b>						
I.—Sinking and Special Fund Accounts—						
Sinking and Special Fund Accounts ...	81,156	8	8			
Loan Redemption Fund ...				81,156	8	8
II.—Paper and Cash Accounts—						
(1) Sinking Funds ...	6,30,113	15	6			
(2) Special Funds ...	17,244	0	0			
(3) Surplus Funds ...	5,43,281	7	6			
(4) Loan Funds ...	2,227	12	0			
Imperial Bank of India and Other Local Banks on account of Sundry Deposits ...	1,73,32,598	2	0			
				1,85,25,465	5	0
Carried forward ...				1,86,06,621	13	8

## APPENDIX No. 15—(Concluded)

## SUMMARY

	Details			Total		
	Rs.	a.	p.	Rs.	a.	p.
Brought over ...				1,86,06,621	13	8
<b>EXPENDITURE—C.—SUSPENCE ACCOUNT—(Contd.)</b>						
III.—Suspence Accounts—						
Deposit Account ...	49,09,246	15	5			
Advances for Purchase of Petrol ...	67,754	5	0			
Advances Departmental Works ...	4,18,342	3	0			
Advances Private Works ...	39,254	0	0			
Advances for Improvement of private streets ...	46,158	12	6			
Advance—Municipal Contractors ...	606	3	0			
Advances—Sundries—Miscellaneous Advances ...	1,45,236	5	9			
Advances—Cost of Revision of Grades of Suburban Staff ...	3,119	0	0			
Advances—Municipal Officers—						
(a) Dishonoured Cheques ...	1,14,374	6	6			
(b) Standing Advances for Contingent Expenses ...	650	0	0			
(c) Motor Cars and Motor Cycles to Officers ...	8,300	0	0			
(d) Cycle Advances to Subordinates ...						
Provident Fund—Suburbs ...	5,38,283	11	8			
Plant and Machinery to be purchased out of Surplus Cash Balance ...	975	0	0			
Interest Receivable Account ...						
Greater Bombay Municipal Corporation Loan Interest warrants payable Account ...	2,69,312	8	0			
Cheques Payable ...	2,70,93,653	4	8			
Cash Bills outstanding A/c ...	12,836	1	3			
Wages Deposit A/c ...	5,89,938	7	0			
Advance from S. C. B. for financing the expenditure on capital Works ...	16,04,167	11	3			
Total, III.—Suspence Account Expenditure ...				3,58,62,208	12	0
Total I, II & III. ...				5,44,68,830	9	8

## SUMMARY.

Receipts.				Disbursements.	
Rs.	a. p.			Rs.	a. p.
23,22,185	3 5	Balance on 1st April 1954	...		
1,40,60,207	10 10	A.—Revenue Account	...	1,19,00,209	8 9
63,39,763	3 0	B.—Capital Account	...	63,37,791	8 6
5,28,65,659	3 1	C.—Suspence Account	...	5,44,68,830	9 8
7,32,65,630	0 11			Total	7,27,06,831 10 11
		* Balance on 31st March 1955	...	28,80,983	9 5
7,55,87,815	4 4			Total	7,55,87,815 4 4
Bank's Reconciliation—				Rs.	a. p.
* Balance as per Bank's Pass Books				18,63,405	12 2
Add—					
Revenue sent to the Bank on 31st March 1955 but acknowledged on 1st April 1955				2,72,334	10 4
				21,35,740	6 6
Less—					
Uncashed Cheques				4,54,732	4 0
Balance in Bank as per Day Book (Column No. 10)				16,81,008	2 6
Balance in Office in Government Promissory Notes, etc.				Rs. 13,700	a. p. 0 0
Balance in Office in Cash				868	7 5
Collection held in Office Treasury				11,85,406	15 6
				11,99,975	6 11
				28,80,983	9 5

T. V. DORAISWAMY,  
Chief Accountant.

P. R. NAYAK,  
Municipal Commissioner.

## APPENDIX No. 16

Comparison of Face, Purchase and Market Values at 31st March 1955 of different Securities held in the following Special Funds.

Name of Fund.	Particulars of Securities.	Face Value.	Purchase Rate Per Cent.	Actual Cost at Purchase Rate.	Market Rate Per Cent.	Value at Market Rate.	
		Rs.	Rs. a. p.	Rs. a. p.	Rs. a. p.	Rs. a.	
Water Mains Depreciation Fund (Bandra and Kurla)	<i>In Bank Treasury.</i>						
	4% Government Loan 1960-70 ...	9,900	Par.	9,900 0 0	101 14 0	10,085 10	
	3½% Municipal Debentures 1965-66 ...	4,800	96 12 6	4,645 8 0	Par.	4,800 0	
	3% Government Funding Loan 1966-68.	4,800	Par.	4,800 0 0	90 9 0	4,347 0 0	
	3% Government Loan 1963-65 ...	7,800	Do.	7,800 0 0	93 10 0	7,302 12 0	
	3% G. P. Notes (1896-97) — ...	2,900	Do.	2,900 0 0	80 4 0	2,327 4 0	
	3% Conversion Loan 1946 ...	10,300	Do.	10,300 0 0	80 10 0	8,304 6 0	
					Date of Purchase.	Date of Maturity.	
	Post Office National Savings Certificates	2,500	Do.	2,500 0 0	23-1-47	23-1-59	3,250 0 0
	Do. do. ...	2,500	Do.	2,500 0 0	9-1-48	9-1-60	3,125 0 0
	Do. do. ...	400	Do.	400 0 0	13-7-48	13-7-60	480 0 0
	Do. do. ...	2,400	Do.	2,400 0 0	25-11-48	25-11-60	2,880 0 0
	Do. do. ...	2,700	Do.	2,700 0 0	29-12-49	29-12-61	3,105 0 0
Total Rs. ...	51,000		50,845 8 0			50,007 0 0	
Hospital Fund	3½% Municipal Debentures 1965-66 ...	22,000	96 12 6	21,291 14 0	Par.	22,000 0 0	
	3% Conversion Loan 1946 ...	43,500	Par.	43,500 0 0	80 10 0	82,640 10 0	
	Do. (Stock Certificates)	59,000	Do.	59,000 0 0			
	Total Rs. ...	1,24,500		1,23,791 14 0		1,04,640 10 0	
Secondary Schools Committee Gymnasium Fund (Bandra).	3% Conversion Loan 1946 ...	3,700	Par.	3,700 0 0	80 10 0	2,983 2 0	
	Total Rs. ...	3,700		3,700 0 0		2,983 2 0	
	Grand total Rs. ...	1,79,200		1,78,337 6 0		1,57,630 12 0	

T. V. DORAISWAMY,  
Chief Accountant.

P. R. NAYAK,  
Municipal Commissioner.

## APPENDIX No. 16 A

Comparison of Face, Purchase and Market Values at 31st March 1955 of the different Securities held in Sinking Fund.

Particulars of Securities.	Face Value.	Purchase Rate Per Cent.	Book Value.	Market Rates. Per Cent.	Value at Market Rate (Municipal Debentures being valued at Par.)
	Rs.	Rs. a. p.	Rs. a. p.	Rs. a. p.	Rs. a. p.
<i>In Bank Treasury.</i>					
3½ % Municipal Debentures ...	41,200	96 14 0	39,912 8 0	@ Par.	41,200 0 0
3½ % Municipal Debentures 1965-66 ...	2,20,900	96 12 6	2,13,789 12 6	@ Par.	2,20,900 0 0
3½ % Municipal Debentures ...	5,00,000	Par.	5,00,000 0 0	@ Par.	5,00,000 0 0
4 % Government Loan 1960-1970 ...	99,100	Par.	99,100 0 0	101 14 0	1,00,958 2 0
4 % Municipal Debentures ...	5,00,000	97-12	4,88,750 0 0	@ Par.	5,00,000 0 0
4 % do. ...	3,87,300	Par.	3,87,300 0 0	@ Par.	3,87,300 0 0
4 % do. ...	1,49,600	99-12	1,49,226 0 0	@ Par.	1,49,600 0 0
				Date of Purchase.	Date of Maturity.
Post Office National Savings Certificates ...	24,500	Par.	24,500 0 0	4-12-46	4-12-58
Do. do. ...	5,200	Do.	5,200 0 0	23-1-47	23-1-59
Do. do. ...	5,500	Do.	5,500 0 0	9-1-48	9-1-60
Do. do. ...	600	Do.	600 0 0	13-7-48	13-7-60
Do. do. ...	5,700	Do.	5,700 0 0	25-11-48	25-11-60
Do. do. ...	700	Do.	700 0 0	27-9-49	27-9-61
Do. do. ...	4,200	Do.	4,200 0 0	29-12-49	29-12-61
Do. do. ...	27,080	Do.	27,080 0 0	30-10-45	30-10-57
Do. do. ...	1,290	Do.	1,290 0 0	30-10-45	30-10-57
Do. do. ...	2,380	Do.	2,380 0 0	30-10-45	30-10-57
Grand Total ...	19,75,250		19,55,228 4 6		20,00,150 10 0

T. V. DORAISWAMY,  
Chief Accountant.

P. R. NAYAK,  
Municipal Commissioner.

## APPENDIX No. 16 B

Statement showing the amount of and object for which the Donations held under Public Monuments Maintenance Fund were received from different parties upto 31st March 1955.

Name of Donor.	Object for which the donation is given.	Particulars of Securities.	Face Value.	Rate per cent.	Book Value.
Shri Wadia ...	Wadia Water Supply Fund (Parle-Andheri). For maintaining a fountain at Andheri Naka	3% Conversion Loan 1946 ...	Rs. 14,500	Rs. Par.	Rs. a. p. 14,500 0 0
Shri Kane ...	Kane Memorial Fund (Bandra). For maintaining a fountain at Bandra.	Do. do. ...	1,500	Do.	1,500 0 0
		Total ...	16,000		16,000 0 0
Jafferbhoy Laddha Chatur (Through Bandra Municipality).	Donation for construction and maintenance of water trough at Bandra.	In Cash ...			317 15 1
		Grand Total			16,317 15 1

T. V. DORAISWAMY,  
Chief Accountant.

P. R. NAYAK,  
Municipal Commissioner.

APPENDIX No. 17

INCOME OF THE BOMBAY MUNICIPAL CORPORATION BUDGET 'D' FROM THE YEAR 1950-51 TO THE CLOSE OF THE FINANCIAL YEAR 1954-55.

Year.	TAXATION PROPER.							SERVICES RENDERED.			MISCELLANEOUS	Total Income.	Year.	Population by Census.	Incidence of Taxation per head of population.	
	Gross Valuation.	General Tax.	Wheel Tax and Tolls.	Licenses for Trades, land, Conveyances Music, etc.	Town Duties.	Fire Tax.	Total Taxation Proper.	Halalkhore Tax.	Water Tax.	Total Services rendered.	Returns from Property and Miscellaneous					
	Rs.	Rs.	Rs.	Rs.	Rs.	Rs.	Rs.	Rs.	Rs.	Rs.	Rs.	Rs.	Rs.	Rs.	Rs. a. p.	
1950-51	1,67,09,272	21,17,905	1,49,360	55,370	...	...	23,22,635	6,97,681	13,48,809	20,46,490	17,47,404	61,16,529	1950-51	5,10,151	7 13 6	
1951-52	2,91,19,370	28,85,324	2,96,087	1,60,077	10,00,000	3%	1,16,581	44,58,069	6,27,415	14,14,363	20,41,778	23,99,538	88,99,385	1951-52	5,10,151	12 11 11
1952-53	3,05,31,611	39,26,858	3,89,385	4,45,175	12,96,074	3%	1,90,787	62,48,279	6,03,537	20,78,179	26,81,716	23,72,919	1,13,02,914	1952-53	5,10,151	17 8 1
1953-54	3,48,91,126	48,13,357	4,59,391	3,55,029	13,14,471	3%	2,12,431	71,54,679	6,55,043	29,68,257	36,23,300	25,53,275	1,33,31,254	1953-54	5,10,250	21 1 11
1954-55	4,53,11,386	50,65,819	4,62,588	3,68,904	13,71,095	3%	2,34,585	75,02,991	6,74,621	30,78,458	37,53,079	28,04,138	1,40,60,208	1954-55	5,10,250	22 0 11

† Includes Rs. 26,112-6-0 on account of Tax on industrial concerns.  
§ Figure taken as per Greater Bombay District Census Hand Book.

T. V. DORAISWAMY,  
Chief Accountant.

P. R. NAYAK,  
Municipal Commissioner.

APPENDIX No. 18

EXPENDITURE OF THE BOMBAY MUNICIPAL CORPORATION BUDGET 'D' FROM THE YEAR 1950-51 TO THE CLOSE OF THE FINANCIAL YEAR 1954-55.

Year.	General Superintendence.	Assessment and Collection.	Fire Brigade.	Public Works (Engineering) Department.	Public Health Department.	Pensions Gratuities and Provident Fund.	Education Primary and Secondary.	Medical Relief.	Debt.	Public Gardens.	Dearness Allowance.	Epidemics including disinfection Charges.	Miscellaneous.	Total.	Year.
	Rs.	Rs.	Rs.	Rs.	Rs.	Rs.	Rs.	Rs.	Rs.	Rs.	Rs.	Rs.	Rs.	Rs.	
1950-51	1,27,868	2,27,355	169	8,40,682	6,59,522	1,23,381	10,23,319	1,66,472	80,865	...	9,21,358	28,692	1,56,274	43,55,957	1950-51.
1951-52	1,88,030	3,01,515	...	27,27,135	10,79,067	1,35,442	16,29,387	2,26,197	3,20,046	7,112	14,28,467	81,257	2,37,461	83,61,116	1951-52.
1952-53	2,39,639	3,69,175	7,821	30,65,577	19,43,755	2,51,728	10,32,236	3,14,824	5,55,589	11,948	17,34,488	99,758	6,27,015	1,02,53,553	1952-53.
1953-54	2,47,072	3,94,508	80	30,06,027	20,82,930	2,52,830	11,94,319	3,69,612	8,67,379	66,176	17,31,803	75,116	4,92,975	1,07,80,827	1953-54.
1954-55	2,07,933	3,88,706	47,786	34,29,286	23,66,865	2,47,935	13,61,367	4,16,343	10,47,556	46,666	17,78,993	1,30,575	4,30,199	1,19,00,210	1954-55.

T. V. DORAISWAMY,  
Chief Accountant.

P. R. NAYAK,  
Municipal Commissioner.

## APPENDIX No. 19.

CONTRASTED STATEMENT OF INCOME AND EXPENDITURE OF THE MUNICIPAL CORPORATION  
OF GREATER BOMBAY (SUBURBS) FROM 1950-51 TO 1954-55.

Year.	Income.	Expenditure.	Difference	
			Surplus	Deficit
	Rs.	Rs.	Rs.	Rs.
1950-51 ...	61,16,529	43,55,957	17,60,572	...
1951-52 ...	88,99,385	83,61,116	3,38,269	...
1952-53 ...	1,13,02,914	1,02,53,553	10,49,361	...
1953-54 ...	1,33,31,254	1,07,80,827	25,50,427	...
1954-55 ...	1,40,60,208	1,19,00,210	21,59,998	...

T. V. DORAISWAMY,  
*Chief Accountant.*

P. R. NAYAK,  
*Municipal Commissioner.*

## ASSESSMENT AND COLLECTION (SUBS.)

Shri A. W. Shanbhag, G.D.A., was in charge of the Department during year under report.

**Rates of Taxation.**—The rates of taxation on buildings for the year were: General Tax (including fire tax) 17½ per cent. and Halalkhore tax at 3 per cent. The General tax on properties in the villages specified in List I and on the buildings and lands occupied for industrial purposes in the areas specified in List II of the Bombay Act XXX of 1951—(An Act to amend the Bombay Municipal Corporation Act) was increased to 12 per cent and on other properties specified in List II thereof, which came under taxation for the first time from 1st April 1954, the General tax was levied at 8 per cent. only. Properties in the villages having rateable values of Rs. 75 and under were exempted from the tax. The tax on vehicles and animals was levied at the maximum rates as mentioned in Schedule G. The rates charged for the supply of water by meter measurement varied from annas 12 to Rs. 2-6-0 per 1,000 gallons.

**Properties.**—The total number of properties on the 31st March, 1955, was 39,290 as shown in Statement 'A'. Out of these properties, 38,450 were assessed to General tax, 641 were exempted from it under Section 143(1)(a) of the Bombay Municipal Corporation Act. The number of Municipal properties exempted during the year from General tax under Section 143(1)(b) of the Bombay Municipal Corporation Act was 199.

There were 2,416; 1,978 and 376 properties newly assessed, enlarged and demolished, respectively, during the year. The corresponding figures for the year 1953-54 were 1,555; 1,253 and 451. The number of single-room tenements, double-room tenements and flats or blocks in the Suburbs on the 31st March 1955, was 70,216; 27,757 and 15,621, respectively.

**Rateable Value.**—The rateable value of all the properties in the Suburbs on the 31st March, 1955, was Rs. 4,53,11,386 as against Rs. 3,48,91,126 on the 31st March, 1954. It worked out to Rs. 88.8 (population 5,10,250) per head of population as against Rs. 68.38 in the preceding year. In 458 cases, the rateable value was increased by more than Rs. 2,000 each.

**Vehicles and Animals.**—Particulars of vehicles and animals taxed during the year exclusive of those taxed under the Public Conveyance Act, are as under:—

Motor lorries	...	675
Motor cars (including taxies)	...	2,234
Trollies or Trailors	...	3
Motor cycles with side cars	...	8
Motor cycles	...	227
Four wheeled vehicles drawn by animals	...	...
Two wheeled vehicles drawn by animals	...	113
Hand carts	...	498
Horses	...	9
Ponies	...	4
Bullocks	...	167

The total number of bills in respect of property taxes and wheel tax issued during the year was 1,19,15 and 16,850, respectively; of which 1,11,230 and 14,957, respectively, were for 1954-55 and 7,926 and 1,893 respectively, for the previous years. Out of 1,19,156 bills for property taxes, bills numbering 21,244 were of water charges.

*Total demand, collection and outstandings for previous years and for the year 1954-55.*

(Annas and pies omitted. Amounts above annas eight are taken as full rupees and those below annas eight omitted).

Years.	Particulars.	Outstandings on 1-4-1954.	Amount of bills issued in 1954-55	Total Issue.	Amount of bills recalled and cancelled	Gross Demand.	Amount involved in complaints pending against R. Va. and issued at the end of the year.	Nett Demand.	Collection in 1954-55.	Percentage of collection to nett demand.	Gross outstanding on 31-3-1955	Percentage of outstanding to nett demand.	Percentage of locked up outstandings to nett demand.
		Rs.	Rs.	Rs.	Rs.	Rs.	Rs.	Rs.	Rs.	Rs.	Rs.	Rs.	Rs.
Previous Years	... Property Taxes ...	57,51,530	6,70,634	64,22,164	6,49,163	57,73,001	...	57,73,001	26,23,397	45.44	31,49,604	54.56	
1954-55	... Do. ...	...	1,39,69,967	1,39,69,967	13,69,383	1,26,00,584	28,70,135	97,30,449	79,73,922	81.95	17,56,527	18.05	
	Total Rs. ...	57,51,530	1,46,40,601	2,03,92,131	20,18,546	1,83,73,585	28,70,135	1,55,03,450	1,05,97,319	68.35	49,06,131	31.65	
Previous Years	... Wheel Tax ...	4,27,846	72,022	4,99,868	46,942	4,52,926	...	4,52,926	1,40,194	30.95	3,12,732	69.05	
1954-55.	... Do. ...	...	4,88,725	4,88,725	8,810	4,79,915	...	4,79,915	3,03,530	63.25	1,76,385	36.75	
	Total Rs. ...	4,27,846	5,60,747	9,88,593	55,752	9,32,841	...	9,32,841	4,43,724	47.57	4,89,117	52.43	
	Grand Total Rs. ...	61,79,376	1,52,01,348	2,13,80,724	20,74,298	1,93,06,426	28,70,135	1,64,36,291	1,10,41,043	67.18	53,95,248	32.82	12.69

Particulars of outstandings, as on 31st March 1955 :—

Particulars	Amount.
	Rs.
(1) Central and Western Railways.	2,95,375
(2) Amount locked up in suits to be filed	3,88,485
(3) Amount due by parties residing out of Bombay	1,40,238
(4) Amount due from Government	7,96,163
(5) Amount to be adjusted departmentally	67,892
(6) Amount due from the Court Receiver and Official Assignee	1,90,211
(7) Amount due from the Dy. Custodian of Evacuee Property	52,939
(8) Amount held in deposit and pending adjustments	1,54,520
	20,85,823
(9) Amount due from other ratepayers	33,09,425
Total outstanding ...	53,95,248



**Meter Hire.**—Receipts from meter hire amounted to Rs. 79,539-6-0 as against Rs. 88,729-5-0 in 1953-54, Rs. 79,993-3-7 remained to be collected at the end of the year.

**Exemption.**—The amount of full exemption allowed in respect of General tax on properties entitled to such exemption under Section 143(1a) (1b) and partial exemption under Section 144(3) and 145(3) was Rs. 2,58,672-4-0.

**Refund—**

Year.	No. of claims received.	No. of claims admitted.	Per-centage.	No. of claims rejected.	Per-centage.	AMOUNT.				
						Vacancy.	Over-collection.	Total.		
						Rs.	Rs.	a. p.	Rs.	a. p.
1954-55	2,311	1,611	69.71	700	30.29	43,852	29,234	7 0	73,086	7 0

**Drawback.**—83 claims for drawback were received during the year, out of which 76 claims were rejected, 2 were admitted allowing an amount of Rs. 124-6-0 on account thereof and 5 were under scrutiny on the 31st March 1955.

**Complaints and Appeals against Rateable Values.**—9,173 complaints were registered during the year under report, out of which 6,745 complaints were registered under Section 167 of the Act and 2,428 were registered under Section 162 of the Act.

There were 39 appeals against rateable values under Section 217 of the Municipal Act. Of these 2 were dismissed, 9 were withdrawn, 5 were compromised and 23 were pending on 31st March, 1955.

**Suits.**—No suits were filed against ratepayers for recovery of taxes during the year under report.

**Riot Tax.**—The total amount of Riot Tax collected during the year in respect of riots for previous years was Rs. 14,025-11-6 leaving a balance of Rs. 19,213-8-6 to be recovered as on 31st March, 1955.

**Miscellaneous Receipts.**—Miscellaneous receipts realised from Notices of Demand, Distress Warrants, Bataki fees, Inspection fees and other items amounted to Rs. 30,176. The number of Notices of Demand issued and served and Distress Warrants issued and executed during the year was 32,887, 28,104 and 7,712, and 95 respectively.

**Urban Immoveable Property Tax.**—The rates of taxation during the year 1954-55 continued to be the same as in the preceding year, *viz.*, 5 per cent in the case of buildings and lands, the rateable values of which were more than Rs. 2,000 in each case, and 2½ per cent. in the case of buildings and lands, the rateable values of which were Rs. 2,000 or below but not less than Rs. 500 in each case. The properties having value of Rs. 499 and below were exempted.

In pursuance to Government Notification No. UPT/1054/56207-XII dated 5th February 1954, U.I.P. Tax was levied for the first time from 1st April, 1954, on the buildings and lands in the areas of the defunct Village Panchayats of Chembur and Versova at the same rates as above. The rates in respect of village properties which also were charged to U.I.P. tax *vide* said Notification, were 3 per cent. in case of buildings and lands, the rateable values of which were more than Rs. 2,000 in each case and 1½ per cent. in case of buildings and lands, the rateable values of which were Rs. 2,000 and below in the areas specified in List I of the Bombay Act XXX of 1951—(An Act to amend the Bombay Municipal Corporation Act) and 2 per cent. in case of buildings and lands the rateable values of which were more than Rs. 2,000 in each case and 1 per cent. in case of buildings and lands, the rateable values of which were 2,000 and below, in the areas specified in List II of that Act. The properties falling in the same locality were grouped together for the levy of this tax.

The net demand in respect of the tax was Rs. 25,02,525 and the amount collected was Rs. 13,52,063. The percentage of collection of U.I.P. tax works out to 54.03.

**General Remarks.**—The properties in the areas specified in List II of the Bombay Act XXX of 1951 were brought under assessment for the first time from 1st April, 1954, and General Tax was levied at 8 per cent. thereon. With the assessment of these properties, the entire area of the Suburban Wards came under taxation.

On account of recent amendments to the Bombay Rents and Boarding and Lodging House Rates Control Act, 1947, the rateable values of a number of properties were required to be revised and effect to this revision was given from 1st April 1954. This involved a fresh inspection of almost all the properties during the closing months of the year which effected the recovery of bills. Further, a number of bills were required to be recalled on account of this revision and amended bills on revised valuation which were issued at the far end of the year after disposing of the complaints against the revised rateable values could not be collected before 31st March, 1955. All these factors went to increase the outstanding balances at the close of the year to Rs. 53,95,248 (Nett). However, in spite of all these difficulties, a sustained drive was made for effecting the recovery of bills and a sum of Rs. 1,10,41,043 was collected during the year as against an amount of Rs. 1,04,03,772 collected during the year 1953-54 and an amount of Rs. 85,64,578 collected in the year 1952-53.

There was no occasion during the year on which the provisions of the Bombay Municipal Servants' Act had to be brought into effect.

Both the Indoor and Outdoor staff worked with appreciable zeal and devotion.

A. W. SHANBHAG.  
Dy. Assessor and Collector (Suburbs).

## STATEMENT 'A'.

## Classification of properties according to use.

Serial No.	Particulars.	Total No.	Approximate rateable value (In lacs of Rupees.)
1	Buildings for residential purpose	31,620	252.39
2	Buildings for business purpose	1,776	16.95
3	Mills (Textile)	3	6.17
4	Factories	327	66.37
5	Petrol pumps and service stations	34	.59
6	Stables	962	12.91
7	Garages (separately assessed)	411	1.26
8	Godowns	148	1.61
9	Religious properties (Temples, Mosques, etc.)	211	2.08
10	Charitable properties (Dharmshalas, etc.)	76	.71
11	Educational Institutions	199	5.50
12	Gymasia, play-grounds, etc.	16	.82
13	Cinema, Theatres and Studios etc.	30	40.21
14	Wells, Tanks, Urinals, etc.	143	.01
15	Markets	22	1.08
16	Quarries	32	1.17
17	Salt Pans	1	.15
18	Hospitals and Asylums	59	2.11
19	Lands	2,302	12.96
20	Property and lands belonging to Government and Railways	918	28.06
	<b>Total</b>	<b>39,290</b>	<b>453.11</b>

## STATEMENT 'B'

Rateable value with the gross return of the property taxes.

(In lacs of rupees).

Ward	Rateable Value	GENERAL TAX		HALALKHORE TAX		WATER CHARGES BY METER MEASUREMENT		Total of Taxes	
		Rate	Return	Rate	Return	Rate	Return		
Year 1950-51									
H Ward (Bandra) ...		14 per cent.		6 per cent. to 9 per cent.					
K Ward, (Parle-Andheri).		13 per cent. ...		Rs. 36 per seat per annum i.e., about 6 per cent.					
		3 per cent upto rateable value of Rs. 500		General Sanitary Cess,					
		5½ per cent. rateable value from Rs. 500 to Rs. 2,000.		3 per cent.					
		8 per cent. rateable value over Rs. 2,000.		4 per cent.					
Versova Beach Panchayat.	167.09	6½ per cent.	25.45	General Sanitary tax at As. 4 per property per annum up to Rs. 45. Rs. 4 per annum per property above Rs. 45. This works out to 1/4 per cent. to 1 per cent. Special Sanitary Cess at Rs. 24 per seat P.A. and Rs. 12 for each additional seat which works out to about 3½ to 5 per cent.	8.74	As. 11 to Rs. 2 per 1,000 gallons.	8.70	42.89	
L Ward (Kurla)		10 per cent. (8 per cent. House Tax 2 per cent. Lighting).		10 per cent.					
M (Chembur) ...		8 per cent. ...		General Sanitary Tax at 2 per cent. Special Sanitary Cess at Rs. 18 per seat P.A. which works out to about 3 per cent.					
N Ward, (Ghatkopar)		12½ per cent. ...		Rs. 36 per seat per annum which works out to about 6 per cent. to 7½ per cent.					
Bhandup Village Panchayat.		6½ per cent.		G.S.C. As. 4 for every Rs. 3 of A.L.V. upto Rs. 45. Rs. 4 P.A. R. V. between Rs. 45 and Rs. 160. This works out to 2½ per cent. to 4 per cent. At 2½ per R. V. per seat P. A. and Rs. 12 for additional seat which works out to about 3½ to 6 per cent.					
1951-52									
H to N Wards ...	291.19	14½ and 10 per cent. on chargeable villages.	39.75	3 per cent.	...	8.24	As 12 to Rs. 2 per 1000 gallons.	15.54	63.52
1952-53									
H to N Wards ...	305.31	17½ and 10 per cent. on chargeable villages.	60.25	3 per cent.	...	8.44	As 12 to Rs. 2-4-0 per 1000 gallons.	16.23	84.92
1953-54									
H to N Ward ...	348.91	17½ and 10 per cent on chargeable villages.	62.30	3 per cent.	...	8.50	As 12 to Rs. 2-4-0 per 1,000 gallons.	29.38	100.18
1954-55									
H to N Ward ...	453.11	17½ and 12 per cent on villages specified in List I of Bombay Act xxx of 1951 and 8 per cent. villages specified in List II of that Act.	76.36	3 per cent.	...	8.95	As 12 to Rs. 2-6-0 per 1000 gallons.	34.67	119.98


## STATEMENT 'C'

Statement showing the classification of properties assessed to taxes according to their rateable values (1954-55.) in the Suburban (H to N) Wards


Category	No. of properties	Rateable Value
		Rs.
Rateable value Rs. 200	... 11,618	13,01,905
R. V. between Rs. 201 and Rs. 300	... 3,972	9,30,016
R. V. between Rs. 301 and Rs. 400	... 3,296	12,70,722
R. V. between Rs. 401 and Rs. 500	... 2,702	11,39,387
R. V. between Rs. 501 and Rs. 750	... 3,966	23,82,834
R. V. between Rs. 751 and Rs. 1,000	... 3,511	26,37,054
R. V. between Rs. 1,001 and Rs. 1,500	... 3,462	42,71,267
R. V. between Rs. 1,501 and Rs. 2,000	... 2,225	36,22,072
R. V. between Rs. 2,001 and Rs. 5,000	... 3,173	92,94,451
R. V. between Rs. 5,001 and Rs. 10,000	... 913	58,69,292
R. V. between Rs. 10,001 and Rs. 20,000	... 341	45,16,258
R. V. between Rs. 20,001 and Rs. 30,000	... 48	12,46,994
R. V. between Rs. 30,001 and Rs. 40,000	... 27	8,61,495
R. V. between Rs. 40,001 and Rs. 50,000	... 11	4,94,480
R. V. between Rs. 50,001 and Rs. 1,00,000	... 17	12,49,969
R. V. between Rs. 1,00,001 and Rs. 1,50,000	... 4	5,06,155
R. V. between Rs. 1,50,001 and Rs. 2,00,000	... ..	...
R. V. between Rs. 2,00,001 and Rs. 2,50,000	... ..	...
R. V. between Rs. 2,50,001 and Rs. 3,00,000	... 1	2,82,270
R. V. between Rs. 3,00,001 and Rs. 3,50,000	... ..	...
Rateable. Value. Rs. 3,50,001 and above	... 3	34,34,765
Total	... 39,290	4,53,11,386



*Ghatkopar pumping station*



*Digestion Tank at Ghatkopar*



*Khar purification Works*



*Kurla pumping station*

# CITY ENGINEER'S DEPARTMENT

(SUBURBS).

Shri K. B. Carnac, B.E., M.I.C.E., M.I.E., held the post of the City Engineer throughout the year. The Engineering organisation of the Suburbs is placed in direct charge of an Assistant Engineer, 1st Grade. The different branches are not placed under separate Assistant Engineers, 1st Grade as in the City due to the comparatively limited activity in the Suburbs. Some of the major planning and designing activities of the Suburbs are however, looked after by the Planning Branch under the City organisation and such activities are reported separately in the report for the City by listing them under the Planning Branch.

## A.—UPKEEP, MAINTENANCE AND REPAIRS OF MUNICIPAL PROPERTIES

1. *Buildings*.—An amount of Rs. 43,012 was spent during the year on normal repairs including monsoon works on about 108 Municipal buildings in the Suburbs. Some of the major works of repairs to the Municipal properties carried out during the year are given below :—

	Rs.
(i) Providing R.C.C. roof over the front portion of the Municipal office, Kurla	11,000
(ii) Providing R.C.C. pavement in the central and the two side quadrant platforms at Marol Market	11,073
(iii) Providing sanitary accommodation for the new school at Mahul	8,600
(iv) Construction of a masonry wall for the Veterinary Dispensary at Khar	11,702
(v) Construction of pavement at Andheri Market	4,992

Some of the works were carried out departmentally and other through the Petty Works Contractors. The expenditure on the Departmental works including special repairs booked during the year was Rs. 30,746 as against Rs. 12,266 on works carried out through the Petty Works Contractors.

Plans and estimates amounting to Rs. 64,57,065 for repairs and new works were prepared for Budget purposes as per the requisitions from the various departments.

*Inventory*.—The work of preparation of "Inventory" of all the Municipal properties in the Suburbs has been completed.

2. *Roads*.—The work of preparing a comprehensive Road-list, giving details of each road (length, width, nature of surface, etc.) in the Suburbs is nearing completion. As per the rough data available the total mileage of the roads in the Suburbs is about 145 comprising 18 miles of water-bound roads, 116 miles of Asphalt roads, 5 miles of concrete roads and about 6 miles of unmetalled roads.

Normal maintenance of the asphalted roads was carried out during the year at a total cost of Rs. 4,58,467. The water-bound and kutcha roads, covering an area of about 50,000 square yards were watered on alternate days. Some of the existing water-bound roads were asphalted during the year, as per the details shown in Appendix (A), at a total aggregate cost of Rs. 2,83,112 from the provision under New Works.

A number of water bound roads were also constructed through voluntary efforts of the residents in the different wards for which, materials for construction such as rubble, metal and murrum were supplied by the Municipality. These works were carried out under the guidance of the Municipal staff. A list of such road works, sanctioned for construction with the cost of materials, required to be supplied to the residents is given in Appendix (B).

(i) *Foot-paths*.—New foot-paths on the under-mentioned roads were under construction during the year

Name of the Road.	Length	Area sq. ft.	Nature of Surface
(1) Improving <i>kutcha</i> foot-paths at 1st Road, Khar	800'	12,800	Semi-grouted foot-path.
(2) Improving <i>kutcha</i> foot-path at Station Road, Bandra	200'	1,200	Do.
(3) Shradhanand Road, Vile Parle	400'	3,996	Blue stone pavement.
	(200' on either side).		

(ii) *Street Name Boards*.—Rs. 6,727 were spent on fixing New Street Name Boards in the Suburbs.

3. *Street Lighting*.—Two graphs showing (i) the number of lamps of different wattages on the various roads in the Suburbs as on 28th February 1955 and (ii) monthly expenditure on account of lighting in different Wards and the total cost of lighting during the year under review, are shown in Appendix (C). The number of the lights increased from 4,913 to 5,282 during the year and the yearly expenditure rose from Rs. 3,36,108 to Rs. 3,86,698.

4. *Sewers and Drains*.—The cleansing of sewers was attended to and total silt removed during the year was 61,823 C.ft.

All the four pumping stations *viz.*, (a) Bunderwadi, (b) Chimbai (c) Jai Bharat Colony and (d) Khar worked satisfactorily during the year.

Appendix (D) shows the quantity of sewage pumped during the dry weather and monsoon, as compared with the quantity pumped during the last year.

*S.W. Drains*.—Cleaning of open *kutcha* drains was attended to from time to time. Proposals for paving some of the *kutcha* drains are being submitted. To prevent accumulation of debris, etc., in the drains, it is necessary that all the open drains are covered so as to facilitate proper maintenance. Necessary proposals regarding the same will be put up in due course and works carried out as and when the funds are made available.

5. *Miscellaneous*—(i) *Ferry Service*: The ferry service running between Versova and Madh island was duly maintained. The total receipts during the year amounted to Rs. 14,379 as against the expenditure of Rs. 8,505. It is proposed to purchase two ferry boats at a total cost of Rs. 23,490. The tenders have been recommended for sanction of the Standing Committee.

(ii) *Maintenance of Electrical installations in the Suburbs*: The work in this connection is rapidly increasing. During the year under review, more than 300 works were attended to. These works mainly consisted of (a) Testing of Electrical Installations (b) Submitting estimates for repairs and new works and (c) carrying out minor repairs to the existing electrical installations of Municipal Offices, markets, Hospitals, etc.

(iii) *Inspection of Factories, Workshops and Work Places*: The total number of permits and licence cases inspected and disposed of during the year was 51. 28 nuisance cases were attended to and necessary steps were taken.



Surprise visits were also paid to several factories to ascertain whether these factories were permitted or otherwise. No notice was issued under Section 392 of the B. M. C. Act. Detailed information with regards to the inspection of these cases has been given in Appendix (E).

## B.—CONSTRUCTION WORKS UNDER LOAN WORKS PROGRAMME

*I.—Works other than the Sewerage Scheme—*(a) The detailed information regarding the works completed and those in progress is given in Appendix (F).

(b) Improvements of Private Roads: Action under Section 377 (1-A) of the B. M. C. Act was taken for the improvement of the following roads:—

- (1) Chirag Nagar, Ghatkopar.
- (2) Kachar Foot-Path Lane, Kurla.
- (3) Tejpal Scheme Road, Vile Parle.

Where the frontagers failed to carry out the works the same were executed under Section 489 of the said Act. The roads were either asphalted or concreted.

Similar action has been taken in the case of the following roads:

- (1) Old Nagardas Road, Andheri.
- (2) Paranjape "B" Scheme, Vile Parle.

And Notices have been served on the frontagers.

(c) Village Amenities. A number of works were carried out under the 'Village amenities fund', which consisted mainly of providing approach roads to different villages and improvement of internal lanes by either asphalted or concreting them. A list of the works carried out under the 'Village Amenities Fund' is given in Appendix (G). Plans and estimates for various other amenities in the different villages were also under preparation.

(d) Measures to Reduce Flooding: Several proposals as under, were submitted to relieve flooding in the different areas of the Suburbs:—

1. Construction of paved drains and H. P. Drain along Bombay Agra Road, (estimated cost Rs. 1,13,625)
2. Construction of S. W. Drains along 32nd and 33rd Roads and 1st Road T. P. Scheme No. III, (Estimated Cost. Rs. 53,060).
3. Improving S. W. Drains on the West side of Ghodbunder Road (Estimated cost Rs. 13,176)
4. Construction of paved and covered drain along Parleshwar Road, covering open drain lying between Mahatma Gandhi Road and Tejpal Road, Vile Parle (Estimated cost Rs. 51,789).
5. Providing paved and covered drains along Marol Market (Estimated cost Rs. 67,590).
6. Constructing paved and covered S. W. Drains along both sides of Bombay Agra Road, Bhandup (Estimated cost Rs. 95,350).
7. Construction of paved and covered S. W. Drains along (i) Tilak Road, (ii) Ghodbunder Road, (iii) Mapara Parekh Road (Estimated cost Rs. 3,82,525).

(e) Public Sanitary Conveniences: The Public sanitary conveniences at the following places have been provided during the year.

- (1) Kasaiwada, Kurla.
- (2) Takia Ward, Kurla.
- (3) Rajan Village, (H) Ward.
- (4) Town Market, Bandra.

Satisfactory progress could not be made as the sites belonging to the Government and private parties could not be secured.

The total expenditure booked during the year on the above works amounted to Rs. 14,953.

## II.— Works under sewerage Scheme in the Suburbs

In the year under review feverish activities in the Suburban area on the construction of sewers, Rising mains, Pumping Stations and Purification Works, were pursued. Some of the works started during the previous year such as sewers in the Khari Village, Santa Cruz, Khar, Ghatkopar were completed. Pumping Station at Bunderwadi was entirely completed.

Tenders for the work of Rising main which will connect this Pumping Station to the Purification Works at Dharavi were invited and were under disposal. When this will be completed, a part of the sewage from Bandra area will be sent for purification to Dharavi Works.

## KURLA AND GHATKOPAR PUMPING STATIONS

Two more important Pumping Stations one at Kurla and the other at Ghatkopar were nearing completion. The former has been constructed in the Creek itself surrounded on all the sides by water at high tide with an access road joining the Bombay Agra Road. In the near future the installing of the pumps will be completed and the sewage collected through the sewerage system already constructed 20 years back by the Kurla Borough Municipality and which was hitherto carted away in Night Soil carts will be pumped through a rising main to the Dharavi Purification works where the same will be given treatment and discharged into the Creek in purified condition.

Ghatkopar pumping station is the most important link in the sewerage system of Ghatkopar and Chembur area District No. III. The sewage from Ghatkopar and Chembur will gravitate to this pumping station through main branch and tributary sewers, almost all of which were nearing completion, and will be pumped therefrom from a depth of 30 feet below ground level to the purification works which are under construction. The purification plant is designed to give primary treatment only viz., the removal of sludge and its digestion after which the sedimented sewage will be pumped from the same pumping station to the Municipal land at Govandi, 11,000 feet away through a C. I. rising main which has been already laid.

*Khar Purification Works.*—These works were completed during the year and were put into commission six months back.



The Khar Purification works are intended to give primary treatment to 2 million gallons of sewage per day. They will serve about 6,000 acres of area comprising part of Bandra, Khar, Santa Cruz, etc. The plant is working satisfactorily.

The construction of the Main sewers in the 100 feet road in Juhu Housing colony and several new works in the nature of branch and tributary sewers in Ghatkopar area were in hand, some of which were nearing completion at the close of the year. Tenders for (1) Branch sewers in Chembur area (2) Purification works at Versova (Andheri) and (3) Rising main from the Kurla Pumping Station to Dharavi purification works were also invited during the year. The length of the sewers completed up to now in Drainage Dist. No. I alone is 75,000 feet, in district No. II, 7,000 feet and in District No. III, 35,000 feet. Appendix (H) shows the categories of the sewers completed.

The expenditure incurred during the year under report on all the works inclusive of sewers, pumping stations and Purification Works was Rs. 28,73,751.

As reported in the previous report negotiations for acquiring land at Versova, Kurla and Ghatkopar for the installation of Pumping Station and/or Purification works were still in progress with the Government.

*House Connections to the newly laid sewers.*—When the sewers in the different areas started functioning, notices under Section 231 of the Bombay Municipal Corporation Act, after due sanction of the Standing Committee were served on the owners of the properties for joining their house drains to the newly laid sewers. 276 Notices were served and in 125 cases parties have submitted proposals.

*Sub-Venture Scheme.*—In all 340 Notices under Section 248(1)(c) of the Act were served. 142 privies were converted into water closets. The total amount of Sub-vention paid during the year was Rs. 21,000.

*Street Connections.*—Street connections from the premises to the newly laid sewers were given at Municipal cost. In all 89 such connections were given at a cost of Rs. 14,195.

### C.—CONSTRUCTION WORKS OF ROADS ETC., BY GOVERNMENT AND REFINERY COMPANIES

The following Roads were constructed at a joint venture of the Bombay Government, Central Government, Refinery companies and the Bombay Municipal Corporation and the others:—

- (i) Construction of a portion of Eastern Express Highway including Railway Over-bridge.
- (ii) Widening of the portion of the Sion to Bombay Road.
- (iii) Making use of a portion of Salsette track for road purposes.
- (iv) Widening Chembur Mahul Road.
- (v) Diversion of the Chembur Mahul Road leading to the Corridor between the two Refineries.

The cost of the work referred to in Item No. 1 will be borne by the Government of India, Government of Bombay and the Bombay Municipal Corporation in equal shares.

The cost of the roads leading to Refineries is to be borne by Messrs. Burmah Shell, Stanvac and the tatas and the Rear Earth Factories.

The cost Item No. (ii) will be borne by the Corporation alone.

### D.—INSPECTION AND SUPERVISION OF PRIVATE BUILDINGS

(i) *New Constructions.*—1,477 applications were received for the erection of new buildings and for additions and alterations to the existing buildings, out of which 958 were under Section 337 and 519 under Section 342 of the Bombay Municipal Corporation Act.

The total number of buildings newly constructed (including those wherein additions and alterations were made) by private enterprise were 490 during the year. Out of this 388 were residential and the remaining 102 non-residential buildings. The total number of buildings constructed by the Co-operative Housing Societies and by Employers for their employees were 17 and nil respectively.

The statement below shows the number of tenements constructed during the year under report:—

Ward	No. of one room tenements	No. of two rooms tenements	No. of three rooms tenements	No. of larger tenements usually known as flats	Total
H	26	145	24	131	326
K	200	177	79	44	500
L-M	50	39	21	46	156
N	47	48	5	38	138
Total	323	409	129	259	1,120

In all 674 Completion Certificates were received, out of which 653 were disposed of during the year and 464 buildings were sanctioned for occupation.

(ii) *Unauthorised Construction.*—In spite of careful vigilance on the part of the Municipal staff, the spate of unauthorised construction could not be effectively checked under the existing provision of the Bombay Municipal Corporation as pointed out in the previous reports. Out of 595 cases of unauthorised structures in which sanction of the Standing Committee was taken under Section 351 of the Bombay Municipal Act, 197 structures were demolished.

(iii) *Complaints from the Public.*—In all 596 complaints were received from the public during the year. Out of these 425 complaints were looked into and necessary action was completed. In 171 cases action was under progress.

In all 2,455 notices were issued under different sections of the Bombay Municipal Corporation Act. This number includes 312 Notices issued under Section 354, 131 out of these were complied with while action in 181 cases is still pending. 830 prosecutions were launched against the house owners for non-compliance with the requisitions and the results of the proceeding are given in Appendix (J).

(iv) *Building Collapses.*—17 Buildings or portions thereof collapsed during the year. 14 persons were injured and 4 died due to these collapses.

(v) *Cement authorisations to Private House Owners.*—Cement continued to be in short supply and the work of issuing authorisations for cement to private house-owners for urgent and essential repairs to their buildings was continued during the year. Authorisations aggregating 502.20 tons were issued during the year after scrutiny of the applications by inspection of works on site.

(vi) *Set-back lands added to the Public Roads.*—The total area of the set-backs added to the roads during the year was 4,670 square yards. The important set-backs added to the roads were:—

- (1) Land A-B-C at National Library Road, Bandra.
- (2) Land at Pali Mala, Bandra.
- (3) Land at Santa Cruz, Juhu Road.
- (4) Ghodbunder Road at junction of old Post office Lane, Andheri.
- (5) Land at Ghodbunder Road, Andheri.
- (6) Road portion from Hanuman Road from 3rd road junction to Aerodrome Colony.
- (7) Set-back for widening bridge at Kurla Andheri Road.

The total compensation paid during the year amounts to Rs. 13,184.

(vii) *City Survey.*—As reported in the last year's report the survey work of Ghatkopar and Kiroli areas has been completed during the year and Survey sheets are under preparation. No further survey work in other areas has been taken in hand.

### E.—TOWN PLANNING SCHEMES

The town Planning Section during the year had full busy programme.

The position regarding the 4 incomplete Schemes during the year is as follows:—

(1) *Town Planning Scheme No. X, Bandra.*—The Arbitration proceedings have been completed and Government sanction for excess in expenditure under Section 30(10)(ii) T. of the T. P. Act is awaited.

(2) *Town Planning Scheme No. V, Santa Cruz.*—Arbitration proceedings are completed and revised layout has been approved by the Corporation (*vide* their Resolution No. 640, dated the 24th September 1954). The demarcation work is not taken in hand as yet by the Arbitrator.

(3) and (4) *The Draft Town Planning Scheme, Ghatkopar No. III and Santa Cruz No. VI*—Both the Draft Schemes were submitted to the Government and the Government appointed an Arbitrator for the above Schemes under Government Resolution No. T.P.B. 1054, dated the 17th August 1954. The Arbitration Proceedings in respect of both the schemes have since been completed.

### PROPOSED NEW SCHEME

(1) *Town Planning Scheme Vile Parle No. V.*—No substantial progress could be made as the Government have not undertaken the work of City Survey of the area covered by the proposed Town Planning Scheme in spite of our request to expedite the matter. Efforts are, however, being made to press the Government in the matter.

### VARIATION OF SCHEMES

(1) *Andheri No. II.*—The final varied Scheme as drawn by the Arbitrator as per decision of Tribunal of Arbitration is sent to the Government for final sanction under Section 40 of the Town Planning Act.

(2) *Variation of Town Planning Schemes, Bandra Nos. III, IV and V.*—As reported last year the Corporation declared their intention to vary the above Schemes under Resolution Nos. 1621, 1623 and 1625, dated the 22nd March 1954 and necessary sanction for the making of the proposed variation from the Government was received under Government Resolution No. T.P.B. 1654, T.P.B. 1754 and T.P.B. 1854, dated the 10th June 1954.

As regards T. P. Schemes Bandra No. IV and V, draft varied Schemes were prepared in consultation with the owners and they are being published as required under Section 10(1) of the Bombay Town Planning Act, 1915.

As regards the variation of Town Planning Scheme Bandra No. III—Extension of time by 6 months from 10th June 1955 is applied for as the work could not be completed within the stipulated period.

#### Commencement Certificate.

The State Government has approved during the year the form of Commencement Certificate to be granted in respect of Town Planning Schemes, Bandra Nos. III, IV and V, declared for variation. The Government were also requested to suspend all the existing regulations of the Principal Schemes in respect of these three schemes which is approved by Government partly.

The number of applications received for the grant of Commencement Certificate in respect of each of the Schemes mentioned below since 1st April 1954 to 31st March 1955 were as follows:—

Scheme No.	No. of Proposals Received.	No. of Proposals Approved.
Ghatkopar No. III	16	4
Santa Cruz No. V	12	2
Santa Cruz No. VI	8	...
Bandra No. X	...	...
Vile Parle No. V	21	9
Bandra No. III—Proposed Variation.	18	4
Bandra No. IV	6	4
Bandra No. V	1	...

These proposals were duly scrutinized and necessary Commencement Certificates were granted.

#### Layouts

All the 5 layouts submitted by the owners were forwarded to the Standing Committee for approval.

A list of layouts for the sub-division of lands into different plots sanctioned by the Municipal Commissioner with the approval of the Standing Committee under Section 303(1) of the Bombay Municipal Corporation Act, during the year under reference is given in Appendix (k).

#### AMALGAMATION AND SUB-DIVISION OF PLOTS

41 proposals were received in respect of the above. They were scrutinized and 23 proposals were duly approved as per Appendix (L).

#### REGULAR LINE OF STREETS

New Regular lines on the following four roads were prescribed under Section 297(1)(a) of the Bombay Municipal Corporation Act.

(1) Bombay Agra Road	... 100 ft. width.
(2) Ghodbunder Road	... 70 ft. width.
(3) Smashan Road, Andheri	... 50 ft. width.
(4) Joshi Lane, Ghatkopar	... 25 ft. width.

The existing regular line in respect of the following 2 roads were revised as shown below under Section 297(1)(b).

Name of the Road	Corporation Resolution No.
(1) Mahatma Gandhi Road at Ghatkopar from 80 ft to 100 feet	C. R. No. 1244 of 25-1-1955
(2) Juhu Road from 60 feet to 50 feet	... C. R. No. 872 of 22-11-1954.

#### F.—CONCLUDING REMARKS

From the above report, it can be seen that a number of works were carried out during the year for giving additional amenities to the residents in the Suburbs area. New roads are being provided, lighting is improved and efforts are being made to control the flooding. A vigorous programme of providing under-ground sewers was also taken in hand and conversion of privies into water-closets on full flushing system is being insisted upon after giving necessary subsidy. A regular programme is prepared for (H), (N) and (L-M) Wards in this respect which will provide under-ground drainage system to more and more properties every year. Some of the existing Town Planning Schemes are also taken for variation so as to bring them on par with the other areas. Revised Suburban Bye-laws are submitted to the Corporation for sanction so as to make them applicable to the whole of the Suburban area including the Town Planning Scheme areas.

K. B. CARNAC,  
City Engineer.

## APPENDIX 'A'

Statement showing the works of Asphaltting water Bound Roads carried out during the year 1954-55 from the provision under New Works.

Serial No.	Name of the work	Length in yards.	Area in sq. yards.	Estimated Cost.
<b>"H" WARD</b>				
1	Asphaltting Rebellow Road	500	2,667	14,654
2	Asphaltting Roads at North of Perry Road in Kantwadi Scheme Bandra (1) St. Alexious road (2) Convert Road (3) Road leading to Pali Market	416	1,711	9,405
3	Asphaltting of St. John Road in Kantwadi Scheme Bandra	266	1,511	8,306
4	Asphaltting (1) St. Anthony Road (2) St. Monica Road and Two other roads to St. Monica Road	443	1,738	9,556
5	Asphaltting surface of footpaths along Northern side of Station Road, Bandra	33	100	495
6	Asphaltting of road from Parsi orphanage upto Golf Club at Pali Hill Bandra (Semi grouting Northern end of Pali Hill Road, Bandra)	133	533	2,931
7	Improving the surface of Veronica Road in Chapel Road Scheme, Bandra	210	1,260	6,924
8	Semi grouting Rogues Road in Chapel Road Scheme	250	1,500	8,243
9	Asphaltting surface of footpath along Station Road, Bandra	...	...	4,800
10	The work of increasing the Asphalted carriage way of the Dadabhoj Road from Talmakhi Road to Juhu Road Santacruz	...	...	14,499
<b>"K" WARD</b>				
11	Widening of Shradhanand Road Vile Parle by increasing the asphaltic carpet to 30 feet and providing 10 feet footpath on either side of the road	150	750	29,380
12	Improving the surface of the Road from Radheshyam Talkies joining with Subhash Road at Vileparle	251	1,007	12,270
13	Asphaltting of Proposed extension of Gujarati Mendal Road	15	60	485
14	Asphaltting portion of the road in (A, B about 800 R.ft.) in Sahar Scheme No. XVI joining Central Salsette Railway Track	266	1,600	10,155
15	Resurfacing the worn out surface and increasing its carriage way of Dasharathlal Joshi Road (Juhu Road) Vile Parle by 6' (3' on each side)	483	967	13,480
16	Improving the lane off Mahant Road, Vile Parle	50	200	2,235
17	Improving the surface of Hanuman Road for its portion between the junction of 2nd and 3rd Roads Paranjpe 'B' Scheme at Vile Parle	81	436	4,571
18	Asphaltting Hanuman Road, Aerodrome Colony at Vile Parle	137	697	4,354
<b>"L &amp; M" WARDS</b>				
19	Asphaltting the Dongre Lane branching off from Pipe Road, Kurla	38	153	917
20	Asphaltting the lane on North side of Takia Market at Kurla	133	711	1,722
21	Improving the surface of Match Factory Lane from Belgrami Road to Match Factory	266	1,422	11,861
22	Widening and Asphaltting carpet of Sion Trombay Road 2'-6" on both side at Kurla	1,500	1,733	13,040
23	Resurfacing a portion of Bombay Agra Road (surface between Sion and Belgrami Road, Kurla)	1,366	4,477	13,920
24	Improving the main lane (branching off from 10th Road) in Chembur Gaothan, Chembur (length 100 R.ft. width 12')	33	133	14,325
25	Improving the surface of Approach Road to Ghatla Village Chembur	633	2,533	14,939
26	Asphaltting the Northern Road of Sweepers Quarters New Agra Road, Kurla	60	280	3,094
27	Asphaltting of Sitaram Bhairu Lane at Kurla	100	455	2,284
28	Asphaltting the Road from H. No. 105 Old Agra Road to H. Drain near New Agra Road Takia Ward, Kurla	117	432	1,951
29	Asphaltting of Hazi Abas lane from Sion Trombay Road upto Dhobighat at Chunabhatti Kurla	133	711	7,131
30	Providing Turning Circle near Chembur Refugee Camp on Chembur Mahul Road	1,680	559	7,370
<b>"N" WARD</b>				
31	Asphaltting the remaining portion of Bhandup Village Road	266	888	8,650
32	Resurfacing of Bombay Agra Road from Nari Seva Sadan to Jai Hind Silk Mills at Ghatkopar	3,173	2,115	10,182
33	(1) Semi-grouting the surface of existing Road and (2) Resurfacing a portion of the Road parallel to Railway Lines in T. P. S. II—Ghatkopar	216	1,155	14,983

The following works were carried out through Messrs. Recondo Ltd., during the year 1954-55.

1	Dr. Ambedkar Road from the junction of Khar Pali Road to its junction with 1st Road Khar	998	5,541	42,050
2	Approach road to Marol Church, Kurla	503	1,717	12,350
3	Approach road to Govandi Village, Chembur	1,085	4,092	27,460
4	Powai Road from its junction with Bombay Agra Road	1,759	9,522	60,670

## APPENDIX 'B'

Statement showing the road works sanctioned for construction through the voluntary efforts of Citizens during the year 1954-55.

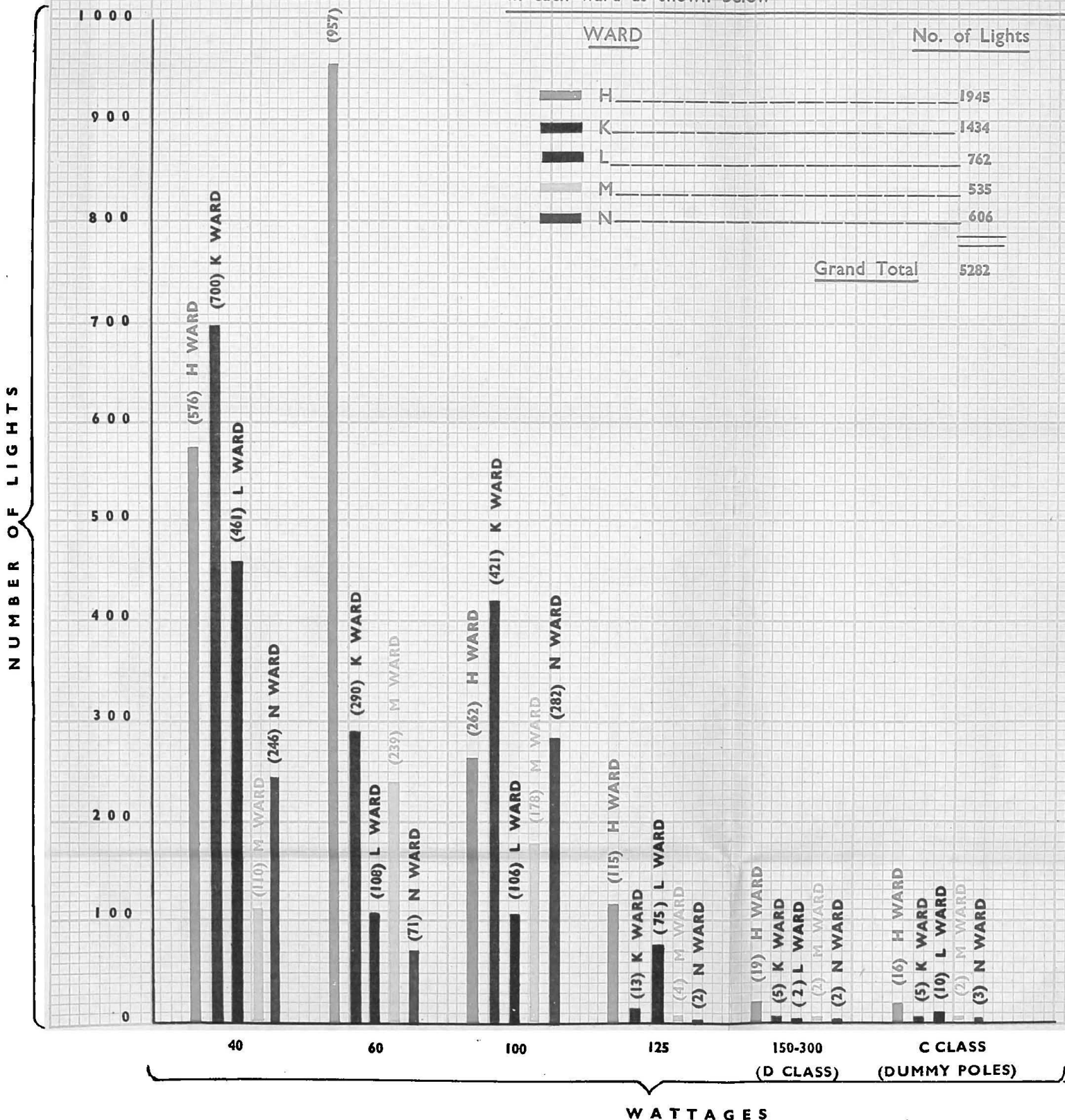
Serial No.	Name of the work	Length in yards.	Area in sq. yards	Cost of Materials.
1	Constructing an Access to Khar East, via Khar Pumping Station	833	2,500	10,000
2	Construction of Road leading to Bhandup Cemetery	71	280	632
3	Construction of Road in Mogra West	266	889	1,913
4	Construction of Road No. 1 and its cross Road, Khotwadi, Santacruz	533	9,777	2,710
5	Construction of Road No. 2, Khotwadi, Santacruz	233	778	1,510
6	Construction of Road No. 3, Khotwadi, Santacruz	133	400	832
7	Repairs to Road constructed by Lok Samparka Samiti behind Municipal garage Vile Parle	283	944	2,166
8	Construction of road to Subhash Nagar from Bombay Agra Road	300	1,000	3,425
9	Construction of Approach Road to Kherwadi	...	...	6,440
10	Construction of Approach Road in Bhattwadi, Ghatkopar	300	1,000	2,700

# BOMBAY MUNICIPAL CORPORATION

## GRAPH SHOWING THE LIGHTS OF DIFFERENT WATTAGES IN EACH WARD OF THE SUBURBS DURING THE YEAR FROM MARCH 1954 TO 28th FEBRUARY 1955

**NOTE—**

Total number of Lights including different wattages maintained in each ward as shown below



CHECKED BY: *M. J. ...*  
PREPARED BY: *...skale*

*19/5/55*

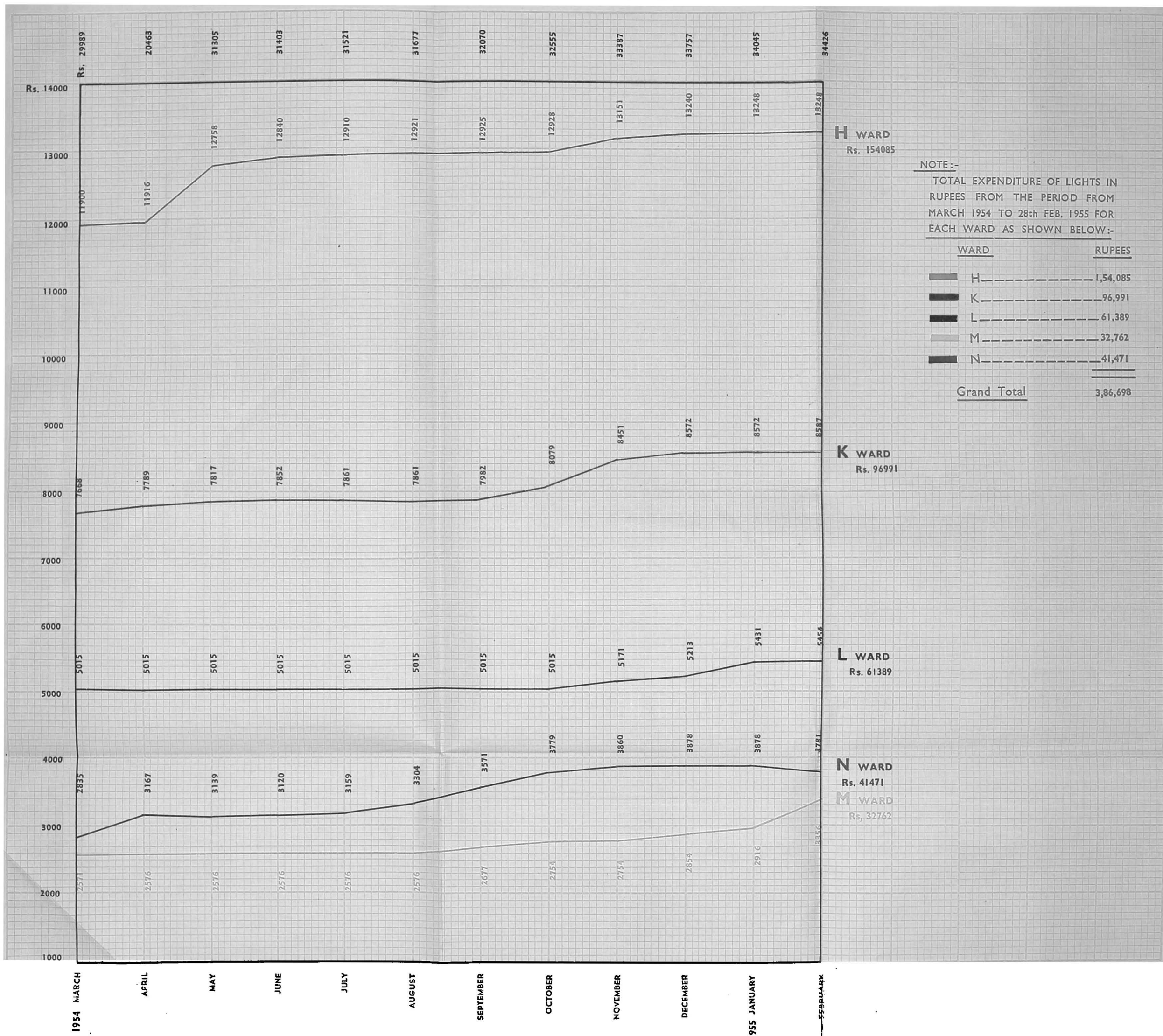
*Infant...*  
B. E. (CIVIL), A.M.I.E.  
ASST. ENGINEER 1st GRADE  
SUBURBS

*K. S. Camae*  
B.E. M.I.C.E., M.I.E.  
CITY ENGINEER  
BOMBAY MUNICIPAL CORPORATION



# BOMBAY MUNICIPAL CORPORATION

GRAPH SHOWING THE MONTHLY EXPENDITURE INCURRED ON LIGHTS IN THE WARDS OF THE SUBURBS DURING THE YEAR FROM MARCH 1954 TO 28th FEBRUARY 1955.



NOTE:-  
TOTAL EXPENDITURE OF LIGHTS IN RUPEES FROM THE PERIOD FROM MARCH 1954 TO 28th FEB. 1955 FOR EACH WARD AS SHOWN BELOW:-

WARD	RUPEES
H	1,54,085
K	96,991
L	61,389
M	32,762
N	41,471
<b>Grand Total</b>	<b>3,86,698</b>

H WARD  
Rs. 154085

K WARD  
Rs. 96991

L WARD  
Rs. 61389

N WARD  
Rs. 41471

M WARD  
Rs. 32762

CHECKED BY: *Majumdar* 19/5/55  
PREPARED BY: *Makale*

*Infante*  
B. E. (CIVIL) A.M.I.E.  
ASST. ENGINEER 1st GRADE  
SUBURBS

*Kishor Camae*  
B.E. M.I.C.E., M.I.E.  
CITY ENGINEER  
B'AY MPL. CORPORATION

## APPENDIX 'D'

Statement showing the approximate quantity of sewage pumped by the different Pumping Stations per day, during the year 1954-55.

Serial No.	Name of the Pumping Station.	Quantity of Sewage pumped in gallons during dry weather.		Quantity of Sewage pumped in gallons during monsoon	
		1954-55	1953-54	1954-55	1953-54
1	Bunderwadi Pumping Station	6,98,962	6,47,902	10,30,278	9,97,582
2	Khar Pumping Station	6,95,166	6,35,758	6,64,082	9,53,908
3	Chimbai Pumping Station	69,620	1,21,096	76,421	70,200
4	Jai Bharat Pumping Station	1,22,828	66,150	2,71,918	1,04,245

## APPENDIX "E"

## Inspection of Factories, Workshops and Work Places

The table showing the number of new proposals for permits and licenses received and recommended, number of nuisance cases attended to, and actions taken under Section 392 of the Bombay Municipal Corporation Act:—

New Proposals		Recommended		Factories working without permit	Notices issued under Section 392	Nuisance cases
Permits	Licenses	Permits	Licenses			
33	18	13	18	Nil	Nil	8

## APPENDIX F

Statement showing the works which are either completed or those in progress under Loan Works Programme during the year 1954-55. Works other than the Sewerage Scheme.

	Estimated Cost
<i>(a) The following works were either completed or nearing completion—</i>	
<b>Buildings.</b>	
	Rs.
(1) Construction of a Maternity Home, Dispensary and Mobile Hospital Unit at Ghatkopar, including Quarters for labour staff.	2,88,710
(2) Addition of a Ward on 1st floor above the male Ward at K. B. Bhabha Hospital, Bandra	... 25,500
(3) Extension of Maternity Ward for providing additional beds at Chembur	... 54,510
(4) Construction of a Dispensary building at Jogeshwari Squatters Colony	... 33,000
(5) Construction of quarters for conservancy staff at Juhu	... 1,95,800
(6) Construction of quarters for conservancy staff at Chembur	... 2,10,000
(7) Construction of mutton and Beef Sections including 9 outside shops and construction of a sanitary block including dust bins shed in Khar Market.	90,870
(8) Construction of School Building at Dr. Ambedkar Road, Pali, Bandra	... 51,854
(9) Extension to the Municipal Marathi School at Ghatla	... 42,860
(10) Extension to Municipal Village Marathi School at Kurla	... 47,080
(11) Construction of a Ward Office Building at Juhu	... 77,500
<b>Roads.</b>	
(1) Constructing and grouting linking road (Portion) in T.P.S. III Bandra	... 3,10,163
(2) Widening of Santacruz Juhu Road	... 99,842
(3) Asphalt grouting Saki Naka and Pawai Road upto the premises of Messrs. Larsen & Toubro Ltd.	1,69,151
(4) Providing a sub-way at Andheri Railway Station	... 70,810
(5) Salsette track Road between Vile Parle and Andheri	... 55,150
(6) Widening of Sion Trombay Road	... 88,500
(7) Widening of Versova Road, Andheri	... 1,55,852
(8) Construction of Saki Vehar Road from the premises of Messrs. Larsen & Toubro to Vihar Lake including provision of Cross drains.	1,30,780
(9) Widening of Bridge on Kurla Andheri Road over Mithi River between Marol and Saki Naka	2,03,620
<b>Improvements of S. W. Drains.</b>	
(1) Construction of Drain along 1st, 2nd and 3rd Road, T.P.S. III, Bandra	... 54,620
(2) Supplying and laying H. P. and open channel drain along Vallabhai and Ghodbunder Road, Vile Parle (West Gaotan).	14,100
(3) S. W. Drain in Takia Ward, Kurla	... 13,800
(4) Paving side drains on Mahatma Gandhi Road, Ghatkopar	... 17,592
(5) Drain along Hill Road and Bombilwadi Road, Bandra	... 16,770
(6) C. C. Drains along a portion of Bombay Agra Road	... 27,555
<i>(b) The following works were in progress during the year.</i>	
<b>Buildings.</b>	
(1) Construction of quarters for conservancy staff at Kurla	... 1,72,490
(2) Construction of Fish, Vegetable Fruits etc., Section offices, shops compound wall and concrete pavement etc., in the open spaces of Khar Market.	2,77,205
(3) Construction of an additional floor over the Municipal Marilal Sunderji Gujarati School, Vile Parle (West).	68,310



---

(4) Construction of an additional floor over the Marathi School at Versova	...	Rs. 66,858
(5) Construction of a nine seated Aqua privy block with four urinals in the creek on the South West of Town Market Bandra.		25,000

#### Roads.

(1) Extension of Daudbaug Road including side drains so as to join Bhardawadi Road, Andheri...	36,220
(2) Widening of Nehru Road, Santacruz	1,45,800
(3) Providing 2 additional openings each with two sluice gates on Guzdar Bund, Juhu	25,553
(4) Widening of Bombay Agra Road from junction with C. S. track upto Kamani Metal Works, and from Kamani Metal Works upto junction of Mahatma Gandhi Road, Ghatkopar.	2,51,225
(5) Improvement of the Nalla across Ghodbunder Road, Andheri	1,66,400

#### Improvements of S. W. Drains.

(1) Pucca side drains covered with R.C.C. dhapas etc., at Shradhanand Road, Vile Parle (East) from Municipal Market to Nehru Road.	9,800
(2) Construction of pucca covered drain for a length of 500' and Covering of drain with R.C.C. Dhapas for a length of 700 R.ft. along Hirachand Desai Road, Ghatkopar.	15,970
(3) Covering of drain with R.C.C. dhapas along Jethalal Parekh Road, at Ghatkopar	20,620
(4) Construction of pucca drain covered with R.C.C. dhapas for length of 500 R.ft. along Gopal Lane, Ghatkopar.	6,500

---

## APPENDIX 'G'

Statement showing the works carried out under the village amenities Funds during the year 1954-55.

Sr. No.	Name of the Work	Length in yards	Area in Sq. yards	Estimated Cost
1	Improving the lane A C in Kole Kalyan Village	... 133	533	10,262
2	Improving the Road A B in Khotwadi	... 160	480	3,213
3	Improving the passage B C in Khotwadi	... 200	600	3,989
4	Providing Kutcha open drain and H. P. drain for Nawapada Village approach Road	... ..	...	303
5	Improving the lane L M, leading to Datta Mandir Vakola	... 116	467	4,303
6	Providing C. C. passage at G. F. Kalina Kolivery	... 266	533	4,638
7	Concreting the two main lanes A B, C D at Nawapada, Bandra	... Varying	1,115	10,360
8	Constructing roads Marked D X-Y from Kalina Church to Kalina Village	... 400	1,600	12,156
9	Constructing Roads Marked B-C from Vakola Village to Kalina Bus Stand	... 400	1,600	18,086
10	Concreting passage A-B Bazar Gaothan Bandra	... 66	178	1,240
11	Concreting passage GH, KM in Bazar Gaothan Bandra	... 153	512	7,226
<b>"K" WARD</b>				
12	Providing 9" Hume Pipe drain at Koliwada Juhu	... ..	...	2,700
13	Providing Roads in Koldongri, Andheri	... 388	1,294	19,677
14	Providing C. C. drain in the lane to Gamdevi	... ..	...	1,820
15	Providing C. C. drain in the road in Extension to St. Francis Road	... ..	...	981
16	Providing C. C. passage A B C D at Chakala Village	... 202	269	2,672
17	Providing C. C. passage (A-E) at Versoava Village	... 240	320	3,525
18	Improving approach road (A-B) at Andheri Kevni Amboli	... 211	704	3,525
19	Providing C. C. passages in Juhu Gaothan No. 2	... 133	178	800
20	Providing C. C. passages at Kevni Village	... 66	89	902
21	Providing C. C. passage at Juhu Gaothan No. 3	... 116	156	1,575
22	Concreting passages leading to Public Well in Amboli Pada Village	... 244	320	3,110
<b>"L and M" WARD</b>				
23	Improving approach road to Church Pakhadi Village (Sahar)	... 466	1,555	4,924
24	Providing Kutcha open drain and the Pipe drain for Church Pakhadi approach road	... 233	113	320
25	Providing cement open drain and H. P. drain from Church Pakhadi Main lanes	... 466	233	5,090
26	Providing Kutcha open drain and Hume Pipe drain for Matar Pakhadi Village	... 425	141	386
27	Providing concrete open drain and Hume Pipe drain for Sutar Pakhadi Village Main lane	... 325	108	2,332
28	Providing Kutcha open drain and H. P. drain for Sutar Pakhadi Approach road (Village)	... 266	133	353
29	Providing concrete open drain and H. P. drain for Borla Govandi Village main lane	... 266	133	3,212
30	Providing C. C. passages A-B in village at Maroland Paligram	... 400	1,066	10,168
31	Providing C. C. passages C-D in the village at Marol and Paligram	... 333	1,111	10,350
32	Providing C. C. passages E-F in the village at Marol and Paligram	... 266	533	12,065
33	Concreting the remaining portion of the main passages in Khajuri Bhatti Ward, Kurla	... 500	1,000	13,813
34	Improving the surfaces of Roads in Kondiwata Village	... 200	666	17,900
35	Improving main lane in Kondiwata village	... 666	2,666	7,750
36	Providing C. C. passages in Kondiwata village	... 523	1,046	9,312
37	Improving Approach Road to Village Baman Puri	... 550	2,200	15,050
38	Concreting the passage in Baman Puri Village	... 266	533	2,593
39	Concreting the passage in Peyli village	... 66	133	2,101
<b>"N" WARD</b>				
40	Providing C. C. drain in Bhattipada	... 180	60	800
41	Asphalting the C. C. drain in Bhandup Gaothan Road	... 600	200	2,880
42	Providing culverts on approach road in Kirol Village	... 15	5	1,140
43	Concreting the passage in Bhandup Gaothan	... 53	142	2,157
44	Foot tracks in Kirol Village, Ghatkopar	... 150	350	5,050
45	Construction of Khot Road, Bhandup	... 166	555	8,750

## APPENDIX 'H'

Table showing different categories of sewers laid in during the year 1954-55.

	9"	12"	15"	18"	24"	27"	33"	36"	42"	48"
Drainage District No. I—										
During 1954-55	... 26,500'	5,300'	2,600'	...	4,325'	...	...	...	...	...
Upto 31st March 1955	... 53,125'	8,925'	4,600'	...	...	...	...	...	...	...
Drainage District No. II—										
During 1954-55	...	...	...	...	...	...	...	...	...	4,500
Upto 31st March 1955	...	...	...	...	...	...	...	...	...	4,500
Drainage District No. III—										
During 1954-55	... 12,276'	4,309'	2,791'	2,133'	2,890'	1,700'	1,663'	180'	...	...
Upto 31st March 1955	... 12,876'	6,114'	2,951'	5,481'	2,890'	1,700'	1,663'	1,280'	...	...

## APPENDIX 'J'

Statement showing the number of summonses issued against the house owners in the Suburban area of Greater Bombay, under various sections of the Bombay Municipal Corporation Act, with the results of the proceedings in the Court during the year 1954-55.

Section of the Act.	No. of Prosecutions launched.	No. of cases withdrawn or complied with.	No. of cases in which parties were acquitted.	No. of cases postponed.	No. of cases in which parties were convicted.	Amount of fine
(1)	(2)	(3)	(4)	(5)	(6)	(7)
						Rs. a. p.
231	9	3	0	2	4	20 0 0
232	81	0	15	0	66	580 0 0
239	1	1	0	0	0	0 0 0
257(1)	21	4	12	2	3	16 0 0
329	1	0	0	0	1	0 0 0
337	205	35	36	4	130	1,839 14 0
342	123	15	32	4	72	1,187 3 0
347(1)	1	0	0	0	1	10 0 0
347A	7	0	0	0	7	575 0 0
349	5	1	1	0	3	25 0 0
353	4	0	2	0	2	30 0 0
353A	176	6	14	3	153	4,624 4 0
354	155	17	42	14	82	1,360 8 0
377A(1)	46	2	13	3	28	211 0 0
383	1	0	1	0	0	0 0 0
472	7	2	2	0	3	75 0 0
507(3)	2	0	2	0	0	0 0 0
Total ...	845	86	172	32	555	10,553 13 0

## APPENDIX "K"

Statement showing the layouts sanctioned by the Standing Committee under Section 303(1) of the Bombay Municipal Corporation Act during the year 1954-55.

Serial No.	Description	S.C.R. No. and Date
1	Sub-division of S. Nos. 75, 76, 77 and 78 at Jogeshwari Estates for Shrf Hirji Thakersey Patel.	710 of 14-7-1954.
2	Sub-division of land into different plots at S. Nos. 75 pt. 77 pt. of village Majas S. No. 74, H. No. 2 of Village Bandivli, Jogeshawri.	2110 of 30-12-1954
3	Proposed layout of land at Majas village, Caves Road, Jogeshwari, S. No. 68A and 69.	342 of 19-5-54.
4	Layout at S. No. 14A-1 (Part) Chembur for B. S. D. Government Servants Co-operative Housing Society Ltd.	901 of 11-8-1954.
5	Layout of land at S. No. 353, 357, 359 and 368 pt. Vakola, Santacruz (East) for A. P. Shenoy.	1708 of 1-12-1954.

## APPENDIX 'L'

Statement showing the proposals for sub-division and amalgamation of plots in T. P. Schemes, sanctioned by the City Engineer, during the year 1954-55.

Serial No.	Description	C. E.'s sanction No. and Date
1	Sub-division of Plot No. 794, T.P.S. III Bandra for Shri K. L. Bulsara ...	T.P./A.E./C. 6284-Sub., 26-11-54.
2	Sub-division of Plot No. 63 part Tejpal Scheme Vile Parle for Smt. Vera Athaide.	A.E./C. 6362-Sub., 31-3-55.
3	Sub-division of Plot No. 68 of T.P.S. III Santacruz ...	T.P./A.E./C. 11975-Sub. 10-5-54.
4	Amalgamation of Plots Nos. 12B and 13B for Shri Vasudeo Noomal ...	T.P./A.E. 4041-Sub., 16-7-54.
5	Adjustment of boundaries of Plot Nos. 250, 253, 254, T.P.S. II Vile Parle for Dr. S. K. Gokhale.	S.E.'s No. A.E./C 5369-Sub., of 24-9-53.
6	Sub-division of Plot Nos. 67 and 68 part of Vile-Parle for Shri Chandrakant and Suryakant Mhatre.	T.P./A.E./C 583-Sub., of 28-8-54
7	Sub-division of N. A. Plot No. 151, Waroda Road, Bandra ...	L.O. 132 of 10-11-54.
8	Sub-division at S. No. 174 (pt.) and S. No. 175 pt. at Khot Road, Ghatkopar	T.P./A.E./C. 2994-Sub., of 23-7-54.
9	Sub-division of Plot No. 403-Sub., Scheme No. III, Chembur ...	A.E./C 6632-Sub., of 3-1-55.
10	Sub-division of N. A. No. 271-E of Vile Parle ...	A.E./C. 9113-Sub., of 23-4-54.
11	Sub-division of Plot N.A. No. 240 of Bandra for Messrs. I. H. Cama and K. H. Cama.	T.P./A.E./C. 4183-Sub., of 24-9-54.
12	Amalgamation of Plots No. 11 and 13 Kurla, Kiroi Sub Scheme ...	A.E./C. 6611-Sub., of 9-12-54.
13	Sub-division of OP 74A, 74B, 74C, Plot No. 74, T.P.S., Santacruz IV ...	T.P./A.E./C. 618-Sub., of 4-10-54.
14	Sub-division of piece of land for the Sindhi Immigrants Co-operative Housing Society Ltd.	T.P./A.E./C. 1509-Sub., of 19-6-54.
15	Prop. amalgamation and sub-division at N.A. No. 203A and B.N.A. 205A, Plots at Land's end Bandra.	L.O. 149 of 4-2-55.
16	Permission for cinema theatre at S. No. 31 and 161A, Bombay Agra Road, Ghatkopar.	A.E./C. 2317-Sub., of 5-2-55.
17	Prop. consolidation of Plots Nos. 145 and 146, Chembur ...	A.E./C. 7668-Sub., of 2-2-55.
18	Prop. Sub-division of S. No. 51, H. No. 4 and S. No. 52A, H. No. 1 and 2, Andheri for Shri A. Hiralal.	T.P./A.E./C. 6406-Sub., of 10-5-54.
19	Sub-division of Plot No. 70 T.P.S. IV Vile-Parle ...	T.P./A.E./C. 10600-Sub., of 30-7-54.
20	Prop. Sub-division of Plot No. 79 T.P.S. IV Santacruz ...	A.E./C. 8836-Sub., 23-4-54.
21	Sub-division of Plot Block J of Manekji Gazdar Estate, Santacruz ...	T.P./A.E./C. 1122-Sub., of 30-4-55.
22	Sub-division of Plot No. 80-T.P.S.-III, Vile-Parle for Smt. L. D. Joshi ...	TP/AE/C. 10714-Sub., of 10-5-54.
23	Amalgamation of Plot Nos 740 and 741 of T.P.S.-III, Bandra, belonging to Niraguna Balik Satsang Mandal on 11th Road, Khar.	T.P./A.E./C 819-Sub., of 11-5-54

# WATER WORKS (SUBURBS)

The Water Works Branch in the Suburbs is divided into three sections, (a) The Western section dealing with distribution and maintenance and comprises of Bandra, Khar, Dandá, Santacruz, Kalina (H Ward), and Juhu, Vile-parle, Andheri, Versova, Jogeshwari and Majas (K Ward); (b) The Eastern section dealing with distribution and maintenance of Kurla, Marol (L Ward), Chembur, Trombay, (M ward), Ghatkopar, Vikhroli and Bhandup (N ward), and (c) The construction Branch dealing with all major construction works in the Suburbs.

The Suburbs are supplied water by gravity from the three lakes Tansa, Vehar and Tulsi, through several tapping points from the trunk mains. The sources of supply and the alignments of the trunk water mains are shown in the drawing under Appendix 'I'. Water is supplied throughout the 24 hours except to certain elevated areas like Bardra Hill and Palli Hill which receive water for about 12 hours from 8.00 p. m. to 8.00 a. m.

For distribution purposes, the Suburbs are divided into two zones, viz., the Western and the Eastern Suburbs. The Western Suburbs are served by 24" Tulsi main which is augmented from 57" West and East Tansa mains at Marol and Bandra, the total average daily supply being 8.25 million gallons. The Eastern Suburbs are supplied water through ten tappings on the 48", 32" and 24" Vehar mains, the total average daily supply being 6.25 million gallons.

4,932 million gallons of water were supplied to the Suburban areas during the year as per details given below:—

Quantity of Water Supplied.	Quantity	Unit
(a) Domestic purposes	2,617	million gallons.
(b) Non-domestic purposes	1,117	million gallons.
(c) Charitable Institutions	22	million gallons.
(d) Squatters' Colonies at Jogeshwari and Mankhurd	65	million gallons.
(e) Public Stand Pipes	151	million gallons.
(f) Municipal Drainage and Road Construction Works	50	million gallons.
(g) Municipal purposes, metered supply at Slaughter Houses, Markets etc.	50	million gallons.
(h) Water Supply for Municipal purposes such as, public conveniences, Hospitals, Public Parks and Gardens, Offices, Staff Quarters, Sewage Works, Road Watering, Watering Trees, etc.	350	million gallons.
(i) Unaccountable loss due to undetected and underground leakage etc.	510	million gallons.
	4,932	million gallons.

The particulars of the connections made during the year are given under Appendix 'II'. In addition to these, 19 metered Stand Pipes were provided, the cost being charged to the Village Amenities Funds. These stand-pipes have become very popular and the Standing Committee have now fixed a compounded charge in order that the benefit of water supply may be had by the poorer people at lower cost. The total number of Stand Pipes provided in the Western Suburbs is 55.

The number of short supply complaints received and attended during the year was 817. In many cases the complaints were due to inadequate sizes of connections, absence of connections and manipulation of supply by the landlords. A Public Notice was given under the provisions of Section 141 (b) of the Bombay Municipal Corporation Act, that sufficient water was available from the Municipal Water Works for furnishing a reasonable supply to all the premises within 500 feet of the Municipal Water Works throughout the Suburbs. As a result of this Public Notice, landlords were issued Notices under Section 271 (2) to obtain adequate supply to their premises from the Municipal Water Works.

1,558 Disconnection Orders were received from the Assessor and Collector with the approval of the Standing Committee, of which only in 527 cases the connections were cut off for non-payment of water dues and for other causes, and the remaining 1,001 disconnection orders were not required to be executed as the amounts of dues were paid in time. Out of the above disconnection orders, 495 connections were restored after the Municipal dues were paid. In addition to this, 35 disconnections were made due to defective fittings made under Section 279 (b) of the Bombay Municipal Corporation Act.

499 Notices were issued for defective fittings under Section 278 (2) of the Bombay Municipal Corporation Act and in 147 cases the owners failed to carry out works within the notice period and prosecutions were, therefore, launched, resulting in 47 convictions. 25 cases were pending disposal by the end of the year. The amount of fines recovered was Rs. 594.

1½ miles of mains, varying from 3" to 12", were tested by Waste Detection meters in the Suburbs and 54 miles of mains from 3" to 12" were sounded. The number of defects detected were 4 bursts, 5 leaks on underground hydrants, 11 joints, 6 sluice valves, 102 service pipes and 6 ferrules.

## MAINTENANCE WORKS.

Four pumping sets, two at Malle Pumping Station and two at Bandra Hill Pumping Station were maintained at a total cost of about Rs. 8,194. These pumping sets being of inadequate capacity are proposed to be replaced. In addition to these, a 40 H. P. Pump was provided, as a temporary measure, at Andheri Naka, in order to boost up the supply to the North of Andheri

comprising Amboli, Hindu Friends' Society, Jogeshwari, Caves Road and Squatters' Colony. The pump was worked for about 13 hours from 7.00 P. M. to 8.00 A. M.

98.31 miles of water mains of sizes, varying from 3" to 18", were maintained during the year. There were 36 bursts as per details given under Appendix ' III '. In addition, a few heavy leaks were observed on the mains, which were repaired promptly. 3,032 works pertaining to chokes in service pipes and repairs to communication pipes, fire hydrants, road boxes etc. were attended to. The above works were carried out at a total cost of Rs. 1,22,568.

**Maintenance of Water Mains, Stand Pipes and Wells.**

143 Public Stand Pipes and 78 Wells were maintained during the year at a cost of about Rs. 2,923 and Rs. 1,866 respectively. About 151 million gallons of water was supplied gratuitously to the public through stand pipes during the year.

The work of testing of galvanised iron pipes of 1/2" to 3" sizes and galvanised iron fittings such as, couplings, bends, tees, elbows etc. brass and gunmetal fittings such as stop-taps, bib taps, etc. and water closet cisterns, was carried out during the year, at the Water Works Offices at Bandra and Ghatkopar. The total number of such pipes and fittings tested was 17,284 and 72,012 respectively. The revenue derived from the testing of pipes, fittings, etc., sent by private parties amounted to Rs. 15,325.

**Testing of Water Fittings.**

### METERS

There is one Meter Workshop in the Suburbs at Ghatkopar, where Municipal meters are tested, cleaned, overhauled and repaired. 3,388 Municipal meters of different sizes were tested during the year, at Ghatkopar and Bandra Offices of which 1,157 meters (Municipal and Private) were tested at the request of the owners and the remaining were for periodical test. The revenue derived from the testing of water meters amounted to Rs. 5,043. In all, 3,057 Municipal meters were repaired and 30 private meters were overhauled during the year.

**Testing, Repairs and Overhauling of Meters.**

From the provision of Rs. 75,000 made in the Budget Estimates for 1954-55 under "Plant and Machinery" from Special Funds, 69 meters of sizes varying from 1 1/2", to 6" were ordered out. 7,916 Municipal meters were maintained during the year. In addition to this there were 3,452 private meters on the connections which were maintained by private parties. 132 connections were without meters on account of non-availability of sufficient number of meters.

**Purchase of New Meters.**

The total revenue derived during the year from meter hire was about Rs. 86,098 and that from the supply of water for all purposes by meter measurement about Rs. 30,65,926.

**Revenue from Meter Hire and from Sale of Water.**

In all, 10 Parks and Gardens were maintained during the year 1954-55 at a total cost of Rs. 12,500. The Rajawadi Garden was properly levelled, fenced and turned into a Garden with flower-beds, lawns and path ways during the year under review.

**Parks and Gardens.**

The Garden at Kurla was laid on the reclaimed Municipal plot of land along the creek-side opposite the Magistrate's Court, at Agra Road, Kurla, and the work was in progress at the close of the year. The plot known as Bail Bazar at Old Kurla was levelled up and fenced. The work was held up as the question of making a road by the side of the garden was pending. The land at the Sindhi Immigrant Co-operative Housing Society at Little Malabar Hill, Chembur, was handed over to this Department for developing it into a garden. A provision of Rs. 15,166 was made in the Budget for the year under review for laying out a garden at Bandra in Town Planning Scheme No. IV and the work was taken in hand.

### CONSTRUCTION BRANCH

During the year, the Construction Branch laid water mains as per details given in Appendix ' IV '.

One 8 unit staff quarters was constructed at Vakola under a contract at a total cost of Rs. 30,785. The contractors could not complete the work and the remaining work of providing a septic tank was being carried out departmentally at the close of the year at a cost of Rs. 698.

The existing two 13 B. H. P. pumping sets at the Mala Pumping Station were found inadequate for the area and were sanctioned to be replaced by two 40 B. H. P. pumps. To house the new pumps the existing structure had to be modified and a new Pump House at the same site is being erected. In order to facilitate the works and to give immediate relief, one 40 B. H. P. pump was fixed temporarily out-side the proposed structure, which has caused considerable improvement in pressures.

**Modification at Mala Pumping Station.**

The existing two 13 B. H. P. pumps at Mount Mary are incapable of meeting the demand of the area and are proposed to be replaced by two 40 B. H. P. pumps. As there is no space to provide these pumps in the existing pump house, a new Pump House is being constructed in the triangular plot at the junction of Hill Road Bus Terminus. The work was in progress at the close of the year.












**Construction of Bandra Pumping Station.**

The following works were carried out on behalf of other departments :—  
**Works under Advance Departmental Works.**

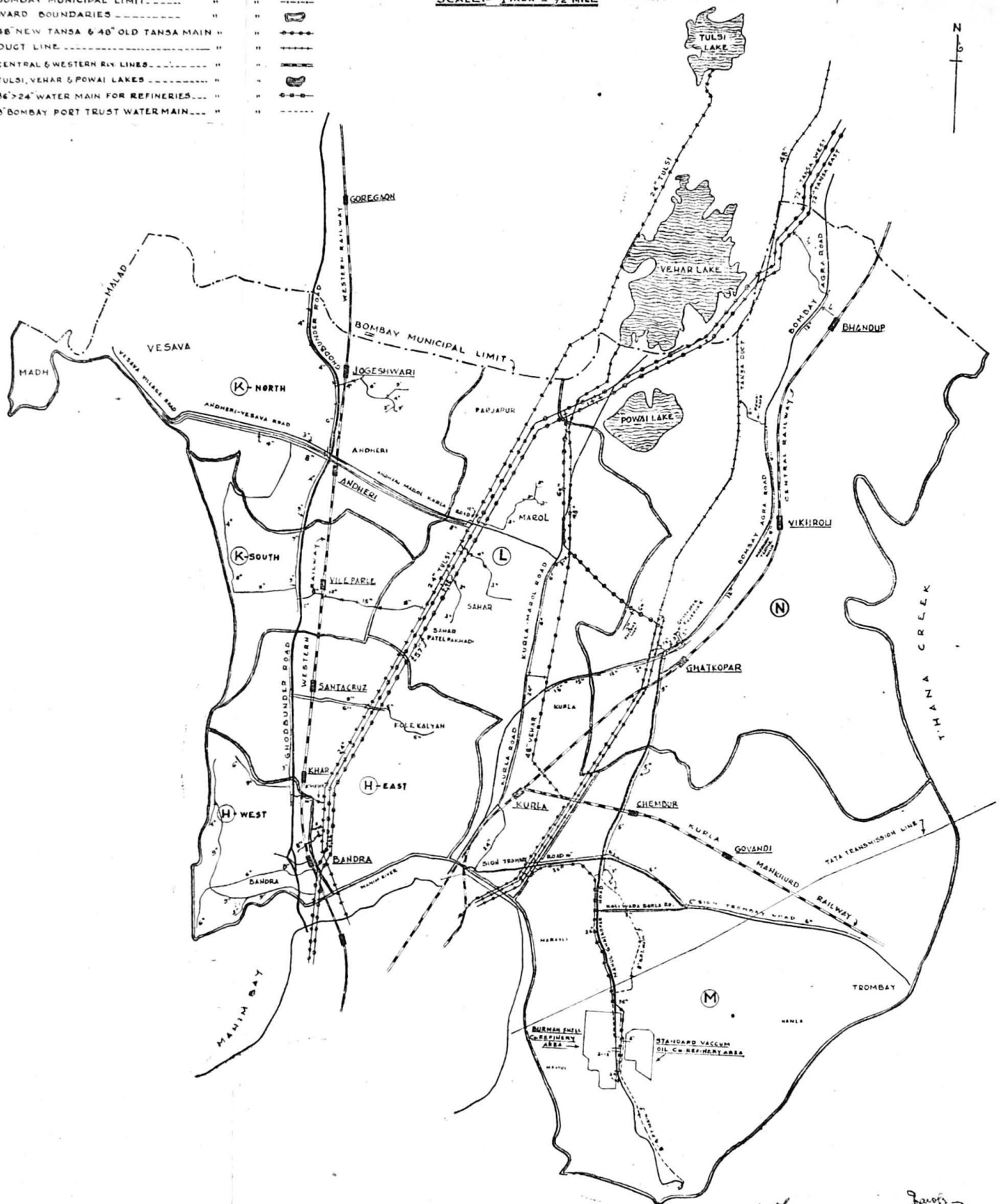
- (1) 3 hydrants were provided in Khar Market.
- (2) 2 hydrants were provided for Assistant Engineer (Suburbs).
- (3) Shifting 1,000 r. ft. of 3" pipe-line along Andheri-Versova Road for Drainage Department.

## SOURCES OF SUPPLY AND THE ALIGNMENT OF TRUNK MAINS IN SUBURBS

APPENDIX I  
(VIDE PARA 2)

- NOTE:-**
- 2" to 72" > 37" AND 60" TANSA MAINS SHOWN THUS: 
  - 24" TULSI MAIN 
  - 48" VEHAR MAIN 
  - BOMBAY MUNICIPAL LIMIT 
  - WARD BOUNDARIES 
  - 48" NEW TANSA & 48" OLD TANSA MAIN 
  - DUCT LINE 
  - CENTRAL & WESTERN RLY LINES 
  - TULSI, VEHAR & POWAI LAKES 
  - 36" > 24" WATER MAIN FOR REFINERIES 
  - 6" BOMBAY PORT TRUST WATER MAIN 

SCALE:- 1 INCH = 1/2 MILE



TRACED BY: K.K. NAYAK  
CHECKED BY: JMC

*Shri. J. S. Joshi*  
1/5/55  
ASST. ENGINEER  
SURVEY

*J. S. Joshi*  
HYDRAULIC ENGINEER  
BOMBAY MUNICIPAL CORPORATION

## WORKS OF INTERESTS

With a view to effecting improvement in pressures in Andheri and Jogeshwari areas, it has been proposed to lay a 36" trunk main from the 57" main at Sahar upto Mahadevdas Amersey Road and to lay 30" and 24" mains in Ghodbunder Road from Mahadevdas Amersey Road upto Jogeshwari Naka. The 36" main will be extended westwards beyond Ghodbunder Road to serve the Juhu-Vile-parle Scheme. The work of laying the 1,600 R. Ft. of 24" main in Ghodbunder Road was completed during the year and was brought into commission. This has effected improvement of pressures by about 6 lbs persquareinch in this area. The work of laying the 30" main was in progress at the close of the year. Tenders were also invited for the work of laying the 36" main from Sahar upto Ghodbunder Road. For improvement of pressures in H Ward, it is proposed to lay a 24" main from the 57" main at Khar to Ghodbunder Road. The steel plates required for the work have already been purchased, and the tenders are being invited.

During the year 9,888 R. Ft. of 36" steel and 2,672 R. Ft. of 24" steel pipe lines were laid during the year. The total length of main laid so far was 2,672 R. Ft. of 24" and 17,167 R. Ft. of 36" diameter. The Refinery main was put into commission on 5th March 1955 after connecting it with the 48" old Tansa Main. The total expenditure booked during the year was Rs. 6,65,757 and was met from the first instalment of the loan of Rs. 30 lacs to be paid by the Government of India.

A sum of Rs. 40,000 was made available during the year for providing Stand Pipes in villages where there were no provisions of water supply. 19 Stand Pipes were accordingly provided at a cost of Rs. 32,694 at the following five places:—

Works Carried out from Village Amenities Funds.

(a) Kol-Dongri	..	...	...	...	...	4	Nos.
(b) Mcgra	...	..	..	..	..	6	Nos.
(c) Subash-nagar	...	...	...	..	..	7	Nos.
(d) Kevanipada Village	..	..	..	..	..	2	Nos.

As regards the Mahul Village, Messrs. Burmah-Shell Refining Co. Ltd., laid a 3" water main at their own cost, in lieu of one of the wells, which was acquired by them and two metered stand pipes were granted to the villagers, from this main.

Messrs. Burmah-Shell Refining Co. Ltd., have also agreed to compensate Rs. 22,500 for the loss of three wells at Anik Village. The amount of compensation was received during the year, but the work of providing free Stand Pipes at the new site of the Village was not taken in hand at the close of the year.

In the Old Post Office Lane at Andheri, a 700 feet long 2" pipe-line was laid and the existing connections transferred thereon.

As a result of the Pitometer Gaugings it was noticed that there was a great disparity between the actual water supply to the Suburbs and the figures accounted for by actual meter measurement and there was no regular programme of periodical inspection and testing of meters. With a view therefore, to carrying out a survey of the conditions prevailing in the Suburbs on metered supply, a temporary staff consisting of 4 Inspectors, 8 Overseers and certain other labour staff was sanctioned by the Municipal Commissioner for a period of four months from 1st March 1955. By 31st March 1955, about 3,000 properties were inspected. The matter was still under investigation by the end of the year.

J. D. DAROGA,  
M.Sc. (Eng.), (Lond.), B.E., A.M. Inst. C.E.,  
M.I.E., A.M.I.Mech.E., M.I.San.E.,  
D.I.C. (Lond.)  
HYDRAULIC ENGINEER.

## APPENDIX No. II.

## New Connections given in the Suburbs during the Year

Ward.	½"	¾"	1"	1¼"	1½"	2"	3"	4"	5"	6"	8"	9"	12"
H Ward	... 116	32	...	1	2	...	...	...	...	...	...	...	...
K Ward	... 117	23	18	...	9	1	...	...	...	...	...	...	...
L Ward	... 50	10	2	...	4	1	...	...	...	...	...	...	...
M Ward	... 42	9	11	...	...	1	1	3	...	...	2	2	2
N Ward	... 49	17	12	1	1	4	1	...	1	...	...	...	...
	374	91	43	2	16	7	2	3	1	...	2	2	2
	Total												545



## APPENDIX No. III.

## Bursts on Water Mains.

Serial No.	Locality.	Size of Main
1	Military Road, Vakola (near 24" Pipe)	4"
2	Golibar, Santacruz	3"
3	Golibar, Santacruz	3"
4	Main Avenue, Santa Cruz	3"
5	Pali Mala Road, Bandra	12"
6	North Avenue, Santa Cruz	3"
7	Green Street, Santa Cruz	3"
8	Saraswati Road, Santa Cruz	3"
9	Vakola Pipe Line, Santa Cruz	12"
10	Kherwadi, Khar	3"
11	Carter Road, Bandra	4"
12	Chapel Road, Bandra	3"
13	Dr. Ambedkar Road Society Chuiam, Bandra	3"
14	Dadabhai Road, Santa Cruz	3"
15	Dadabhai Road, Santa Cruz	3"
16	Hill Road, Bandra	6"
17	East of Khar, Khar	3"
18	Green Street, Santa Cruz	3"
19	Green Street, Santa Cruz	3"
20	Pali Hill, Bandra	3"
21	Dadabhai Road, Santa Cruz	3"
22	Church Avenue, Santa Cruz	3"
23	Dadabhai Road, Santa Cruz	3"
24	Dadabhai Road, Santa Cruz	3"
25	Sai Baba Lane, East of Khar	3"
26	Sai Baba Lane, East of Khar	3"
27	Pali Road, Bandra	3"
28	Green Street, Santa Cruz	3"
29	Saraswati Road, Santa Cruz	3"
30	Hill Road, Bandra	12"
31	North Avenue, Santa Cruz	3"
32	North Avenue, Santa Cruz	3"
33	Bhardawadi, Andheri	3"
34	Matherwadi, Sahar Village	3"
35	Bombay Agra Road	12"
36	Bombay Agra Road	12"

## APPENDIX No. IV

## Particulars of water mains laid by the Construction Branch during 1954-55

<i>I—West Division.</i>		Size.	Length.
1	Laying 6" and 4" mains in certain roads in Khag Scheme ... ..	4"	2,688 rft.
2	Replacing 8" > 6" main in Hill Road, Bandra, by 12" > 9" main from its junction with Ghodbunder Road to Chimbai Church ... ..	12"	2,336 "
3	Enlarging the existing water main in Danda Village, Bandra ... ..	6"	4,325 "
4	Laying a 4" main in St. Martin's Road, Bandra ... ..	4"	1,191 "
5	Enlarging 3" main to 6" along North Main and South Avenue and providing water main along Western, Central and East Avenues, Santacruz ... ..	4"	1,580 "
6	Enlarging the existing 6" main in Pali Malla Road, Bandra, to 12" size ... ..	12"	158 "
7	Extending 8" main along Andheri Versova Road to supply water to Versova Village ... ..	4"	603 "
8	Enlarging the existing 3" main along Mahatma Gandhi Road, Tilak Road—Santacruz to 9" ... ..	9"	90 "
9	Enlarging the existing 6" main in Old Nagardas Road and Parsee Panchayat Road to 9" > 6", size and extending it ... ..	9"	156 "
10	Enlarging the existing 8" > 6" main on Ghodbunder Road to 30" size between Andheri Naka and Jogeshwari Naka ... ..	24"	1,602 ft.
11	Enlarging 2" main along Suren Road (Carter Road) Andheri to 4" size ... ..	4"	1,291 rft.
12	Enlarging the existing 3" > 2" main in Shradhanand Road, Vile Parle, to 6" size and extending it ... ..	6"	1,030 "
13	Laying a 4" main in Subash Road, Vile Parle ... ..	4"	1,136 "
<i>East Division</i>			
1	Enlarging 3" > 2" main in Mehtab Lane and Jewish Colony to 5" and extending it further to Bombay Agra Road ... ..	5"	1,006 rft.
2	Extending 3" main along Harianwalla Lane for a length of 350 rft. ... ..	4"	362 "
3	Laying a 12" main from Powai Road to Bhandup ... ..	12"	3,602 "
4	Enlarging the existing water mains and laying new water mains in roads in Chembur for Chembur Development Scheme ... ..	9" 4"	1,483 " 1,152 "
5	Laying a 4" main from Powai Yard along Vehar Saki Road and Powai Thana Road for a length of 3,600 rft. ... ..	4"	3,580 "
6	Laying a 4" main in Vallabh Baug Road extension from its junction with Tilak Road, Ghatkopar ... ..	4"	466 "
7	Enlarging the existing 3" C. I. main in Vallabh Baug Lane (Ghatkopar) from its junction with Mahatma Gandhi Road upto Tilak Road to 6" size ... ..	6"	705 "
8	Extending the 3" main along Mankhurd Village upto Mankhurd Village with 4" C. I. Main ... ..	4"	782 "
9	Laying 12" > 9" > 6" main along Bombay Agra Road, Kurla ... ..	6" 12"	905 " 1,564 "
10	Laying a 6" C. I. main in Gospel Lane, Ghatkopar ... ..	6"	539 "
11	Enlarging the 5" main along Ghatkopar Mahul Road to 12" size ... ..	5"	4,300 "
12	36" > 24" Steel main for Refineries from Sion Trombay junction with Tansa and Vehar Mains to Gavar Village ... ..	36" 24"	9,888 " 2,672 "

# ASSISTANT SUPERINTENDENT OF LICENCES (SUBURBS)

*Subject: Administration report of the A.S.L.(Subs.) for the year 1954-55.*

Shri N. J. Alvares, M.A., LL.B. was in charge of the Department from 1st April 1954 to 6th June 1954 and from 1st February 1955 to 31st March 1955. Shri N. S. Kharker, B.A., was in charge of this department from 16th June 1954 to 31st January 1955.

## Licences Section

1. The total number of licences granted under Sections 394 and 412A, and permits under Sections 390 and 393 of the Bombay Municipal Corporation Act during the year 1954-55 as also the number of licences transferred under Section 394 and 412A was 5784 and the fees realised therefrom amounted to about Rs. 1,70,250. These figures compare with those for the preceding two years as follows:—

Particulars.	No. of permits and licences.			Amount of fees realised.		
	1952-53	1953-54	1954-55	1952-53	1953-54	1954-55
				Rs.	Rs.	Rs.
(1) Commodities and Trades (Sec. 394).	4,632	4,899	5,141	97,877	1,19,844	1,61,529
(2) Blowing Steam Whistle (Sec. 393) ...	1	...	...	20	...	...
(3) Milk Products, Ghee and Butter (Sec. 412A) ...	216	226	220	1,386	1,519	1,385
(4) Factories (Sec. 390) ...	213	328	23	66,062	32,031	*5,961
(5) Transfers of licences under Sec. 394 and 412A ...	230	373	399	788	1,254	1,374
<b>Total</b> ...	<b>5,292</b>	<b>5,826</b>	<b>5,783</b>	<b>1,66,133</b>	<b>1,54,648</b>	<b>1,70,250</b>

\* This includes charges for renewal of factory permits.

2. The amount outstanding as licence fee on 31st March 1955 was about Rs. 870 in respect of 73 notices of demand as against Rs. 1,025 in respect of 40 notices of demand on 31st March 1954. Loss of revenue incident to the disuse or demolition of old licensed places or the diversion of their user for the trade not requiring Municipal licences amounted to Rs. 6,079.

Miscellaneous receipts amounted to about Rs. 268.

## Advertisement Section

3. The total number of permits for advertisements issued during the year under Sec. 328 and 328A was 678 and the revenue derived therefrom came to about Rs. 38,544.

These figures compare with those of the preceding two years as follows:—

Particulars.	No. of permits.			Amount of fees collected including composition.		
	1952-53	1953-54	1954-55	1952-53	1953-54	1954-55
				Rs.	Rs.	Rs.
(1) Wall posters hoardings and Boards.	755	647	415	25,220	15,477	23,323
(2) Moveable Boards on hand carts ...	18	15	20	2,380	1,323	1,131
(3) Illuminated Advertisements and Sky-signs ...	37	104	93	1,754	3,603	3,925
(4) Non-illuminated Sky-signs ...	122	149	143	9,447	7,022	9,655
(5) Wall paintings ...	5	...	7	187	...	510
<b>Total</b> ...	<b>937</b>	<b>915</b>	<b>678</b>	<b>38,998</b>	<b>27,425</b>	<b>38,544</b>

The increase is due to the adjustment of old deposits during the year under report.

Besides advertisement fees ground rent in respect of advertisements displayed on the Municipal properties was collected by this department. The realisation therefrom amounted to about Rs. 240 and a sum of about Rs. 3,350 received during the year under report was accepted in deposit pending adjustment.

## Hawkers

## 4. Licences under Sections 313 and 313A.

The total number of Hawkers and Squatters licences issued during the year was about 4452 and the fees realised therefrom amounted to about Rs. 43,538. The removal charges recovered under Sec. 490 amounted to about Rs. 6,425. These figures compare with those of the preceding two years as under :—

Serial No.	Particulars.	No. of licences issued.			Amount of fees collected.		
		1952-53	1953-54	1954-55	1952-53	1953-54	1954-55
					Rs.	Rs.	Rs.
1	Squatters, fees collected in Reserved Areas under Sec. 313 ...	2,602	2,984	2,712	29,547	36,406	34,838
2	Fees received from Itinerant Hawkers, licences under Sec. 313A ...	...	454	1,740	...	1,270	8,700
	Total ...	2,602	3,438	4,452	29,547	37,676	43,538
	Recovery of expenses (under Sec. 49D) for removal of encroachments under Sec. 314 ...	...	...	...	7,374	6,216	6,425
	Total ...	2,602	3,438	4,452	36,921	43,892	49,963

5. The number of prosecutions launched during the year under report and the results thereof as compared with those of the preceding two years are as under :—

Year.	Offences against Section.	No. of cases pending in Court on 1-4-54.	Total number of cases launched.	No. of cases withdrawn on compliance within law.	No. of cases resulting in conviction.	Amount of fines inflicted.	No. of cases resulted in acquittals.	No. of cases pending at the close of the year.
<i>Licence Section.</i>								
1952-53 ...	394	64	308	187	129	3,455	1	55
1953-54 ...	394	55	465	191	206	4,477	1	122
1954-55 ...	394	122	302	145	201	4,154	3	75*
<i>Advertisement Section.</i>								
1952-53 ...	328	...	2	99	2	55	...	3
	328A	...	102	...	...	...	...	...
1953-54 ...	328	...	1	19	14	...	...	6
	328A	...	2	96	87	...	...	11
1954-55 ...	328	6	9	12	1	15	2	...
	328A	11	253	160	6	1	2	96
<i>Ghee, Butter keeping.</i>								
1952-53 ...	412A	...	1	1	...	...	...	...
1953-54 ...	412A	...	7	17	...	...	...	...
1954-55 ...	412A	...	3	...	...	...	...	3

\*Out of 75 Cases, 7 cases are on dormant file.

6. The total revenue of the department was about Rs. 2,59,025.

## Shops and Establishments Section

7. As required under Section 7 of the Bombay Shops and Establishments Act, 1948, 1182 establishments were registered during the year and the total number of establishments registered at the close of the year was 10,09.

8. *Complaints.*—During the year 138 complaints were received and 23 complaints were pending disposal at the beginning of the year. Out of those, 157 were disposed of leaving 4 complaints pending at the end of the year.

9. *Mass raids.*—122 Mass Raids were arranged during the year out of which 84 were day raids and 38 were night raids. The raids were arranged to check up the closing days of shops, employment of young persons before and after the prescribed hours as well as to check the opening and closing hours of shops and routine check of registers and records.

10. *Visits and revisits.*—The number of visits paid to the establishments was 17469 as against 20588 in the previous year.

11. *Prosecutions.*—68 (excluding the 4 on the dormant file) cases were pending at the beginning of the year and 577 new prosecutions were launched as against 483 filed in the previous year. Out of these, 565 cases resulted in conviction. In eight cases the accused persons were acquitted. No case was withdrawn and 5 cases are on the dormant file. The number of cases pending at the close of the year was 74 (excluding 5 on dormant file).

12. *Fines*.—The total amount of fines inflicted amounted to Rs. 16,665 as against Rs. 17,760 of the previous year.

13. The Government has sanctioned a grant-in-aid of Rs. 8,011 as against a total expenditure of Rs. 51,443-15-0 including dearness allowance. The total amount of fines inflicted during the year 1953-54 was about Rs. 17,760. The Government has, therefore, been moved to sanction a further grant-in-aid of Rs. 9,749 being the difference between the amount of fines inflicted and the grant-in-aid already sanctioned.

14. *Registration fee*.—The registration fee realised during the year under report was about Rs. 2,970 as against Rs. 2,800 in the previous year.

#### Theatre Tax

15. The concession of 20 per cent. rebate if the tax was paid before the 5th of the month was continued during the year under report. The collection of receipt from this tax amounted to about Rs. 73,660 as against Rs. 86,886 in the previous year. The reduction is due to the closure of two theatres during the year under report.

N. J. ALVARES,

*Asstt. Supdt. of Licences,  
Shops & Establishments (Subs.).*

## MARKET DEPARTMENT (Subs.)

Shri T. K. Talwalkar was in charge of Department during the year, under report.

The total receipts of the department amounted to Rs. 5,14,818-15-9 as against Rs. 5,15,343-3-3 in the previous year showing a decrease of Rs. 524-3-6 which is due to less recovery of squatter fees as the work of remodelling of Khar Market was in progress.

There were 16 Municipal and 2 private markets. The particulars of each market with regard to the number of stalls, revenue, and expenditure etc., as compared with those of the previous year are given in appendix 'A.'

Licence fees of the two private markets *viz.* Bharucha's Private Market at Vile Parle and Asgarali Private Market at Kurla were not recovered as the question of lincencing them was not finalised.

The number of Municipal slaughter houses functioning during the year was 5. The total number of animals slaughtered and slaughter fees recovered from each slaughter house is shown in Appendix 'B.'

The number of animals brought for slaughter at different slaughter houses in the Suburbs and the number of animals rejected as unfit on ante-mortem and post-mortem examinations as compared with those of the previous year are as follows:—

Year,	Animals brought for slaughter at different slaughter houses.			Animals rejected as unfit on ante-mortem examination.		
	Buffaloes.	Cows and Bullocks.	Sheep and Goats.	Buffaloes.	Cows and Bullocks.	Sheep and Goats.
1954-55	4,743	501	61,288	26	14	942
1953-54	5,067	503	50,559	12	10	496

The principal causes of ante-mortem rejection were sheep-pox, foot and mouth diseases, emaciation and pregnancy and those of post-mortem condemnation were Liver flukes, abscesses and bruises.

The approximate weight of dressed meat of buffaloes, cows and bullocks was 1103½ tons and that of sheep and goats was 381.7 tons. The total meat condemned at Kurla Slaughter House was 1.21 tons during the post-mortem examination.

The following improvements were made in the Municipal markets during the year under report;—

- (1) A brick masonry wall on the north side of Vile-Parle Market has been provided.
- (2) Cement concrete pavement on the open plot of a land available due to filling up of the well including dismantling of the tank on the side at Vile-Parle Market has been carried out.
- (3) Cement concrete pavement on the open land available due to filling up of the well in Andheri Market has been carried out.
- (4) A wooden chowky 12'×12' for Inspectors' Office at Marol Market has been provided.
- (5) Cement concrete pavement in the centre and two side quadrant plat-forms at Marol Market have been provided.

The Five Year Plan has been partially implemented by including the following proposals in the Loan Works Budget:—

- (1) Remodelling of Khar Market is nearing completion.
- (2) Centralization of Slaughter of Sheep and Goats at Andheri.
- (3) Acquisition of land for establishing a market at Kurla.
- (4) Providing cement mortar pavement at Andheri Market.

All the markets and slaughter houses were regularly inspected and a strict supervision was exercised with regard to sanitation of the places and the wholesomeness of articles offered for sale. Unwholesome articles of food such as fish, fruit, vegetables, etc., in different markets and slaughter houses weighing 16,141 lbs in the aggregate were destroyed during the year. The total meat destroyed was 3,964½ lbs. as against 4,418 lbs., during the previous year.

In all 21 raids were carried out for detecting unauthorised slaughter of animals in the Suburbs. All the 11 prosecutions launched during the year resulted in conviction and the amount of fine inflicted was Rs. 369.

The amount realised during the year under report, under different items of revenue has been shown in Appendix 'C'.

The right of collecting and removing blood at the Municipal Horned Cattle Slaughter Houses at Kasai wada, Kurla, was sold for Rs. 3,000 for three years as against Rs. 1,250 realised during the previous year.

V. G. SUKHTANKAR,  
Assistant Superintendent of Markets (Suburbs).

APPENDIX 'A'

Statement showing the number of Stalls at each of the Municipal Markets and receipts and expenditure etc., during the year 1954-55.

Name of the Market.	Total No. of stalls.		Stallage charges.	Squatter, Licence fees etc.	Total Receipts.	Total expenditure	Net Receipts 1954-55.	Net Receipts 1953-54.	Increase or decrease in the net receipts over the previous year.
	1954-55.	1953-54.							
			Rs. a. p.	Rs. a. p.	Rs. a. p.	Rs. a. p.	Rs. a. p.	Rs. a. p.	Rs. a. p.
Town Market, Bandra	... 71	71	12,041 13 0	27,509 14 6	39,551 11 6	18,042 15 6	22,071 9 6	20,943 5 9	1,128 3 9
Pork Market, Bandra	... 3	3	576 0 0	6 0 0	582 0 0	19 2 6	...	...	—
Pali Market	... 17	17	4,214 10 0	3,837 3 0	8,051 13 0	3,323 12 3	4,728 0 9	4,937 5 9	—209 5 0
Khar Market	... 25	25	8,908 7 0	47,696 3 0	56,604 10 0	19,219 14 0	37,384 12 0	39,959 14 3	—2,575 2 3
Koli-Kalyan Market	... 4	4	936 0 0	1,649 10 0	2,585 10 0	6,151 3 0	—1,168 12 0	—925 5 0	—243 7 0
Vakola Market	... Squatter	Area.	...	2,642 10 0	2,642 10 0	245 13 0	...	...	...
Santa-Cruz Market	... 12	12	1,862 0 0	14,118 10 0	15,980 10 0	8,285 15 6	7,694 10 6	11,102 12 0	—3,408 1 6
Vile-Parle Market	... 78	79	20,907 6 0	5,297 8 0	26,204 14 0	12,794 1 0	13,410 13 0	15,754 3 9	—2,345 6 9
*Andheri Market	... 197	197	49,027 10 0	47,910 0 0	96,937 10 0	18,903 1 0	78,034 9 0	49,078 8 3	28,956 0 9
Bazar Ward Market	... 2	2	440 0 0	1,271 10 0	1,711 10 0	2,450 12 0	...	...	...
*Takis Market	... 48	48	5,840 4 0	9,832 1 0	15,672 5 0	3,978 0 0	10,638 0 0	13,856 6 0	—3,218 6 0
Bridge Market	... 54	54	1,930 2 0	3,209 9 0	5,139 11 0	5,456 14 0	...	...	...
Chatkopar Veg. Market	... 46	46	4,944 12 0	6,020 15 0	10,965 11 0	6,913 14 0	2,240 8 0	9,057 10 0	—6,817 2 0
*Chiragnagar Mutton Market	... 10	10	1,643 6 0	1,893 1 0	3,536 7 0	5,347 12 0	...	...	...
*Chembur Market	... 16	16	12,952 6 0	6,906 15 0	...	...	11,664 0 6	8,455 7 3	3,208 9 3
.. .. Spaces	... 56	56	...	...	19,859 5 0	8,195 4 6	...	...	...
Marol Weekly Market	... Squatter	Area.	...	7,247 7 0	7,247 7 0	14,057 1 6	—6,809 10 6	6,244 10 6	—13,054 5 0
Total	... 639	640	1,26,224 12 0	1,87,049 4 6	3,13,274 0 6	1,33,385 7 9	1,79,888 8 9	1,78,464 14 6	1,423 10 3

\* Income derived from the Slaughter Houses attached to the respective Markets has been included.

V. G. SUKHTANKAR,

Asst. Superintendent of Markets (Suburbs).

**APPENDIX 'B'**

*Statement showing the number of animals slaughtered and the amount of Slaughter Fee levied thereon, during the year 1954-55.*

Description of animals slaughtered and place of Slaughter.	April.	May.	June.	July.	August	Sept.	October	Nov.	Dec.	January	February	March.	Total No. of Animals.	Total amount of slaughter fees.	
														Rs.	a. p.
Buffaloes slaughtered at Kasaiwada, Kuria ...	403	435	389	383	393	372	398	382	396	407	381	404	4,743	71,145	0 0
Do. slaughtered for religious purposes, at Kasaiwada, Kuria ...	...	...	...	...	...	...	...	...	...	...	...	...	...	...	...
Cows and Bullocks slaughtered at Kasaiwada, Kuria ...	40	47	51	46	41	44	49	33	39	42	34	33	499	748	8 0
Do. for religious purposes ...	...	...	...	...	2	...	...	...	...	...	...	...	2	3	0 8
Sheep and Goats slaughtered at Goat Slaughter house Takia Ward, Kuria ...	1,909	2,284	2,386	2,715	17,89	2,213	2,623	1,940	2,351	2,494	2,101	2,827	27,632	6,908	0 0
Do. for religious purposes ...	1	...	...	3	...	...	...	...	...	...	...	1	5	3	2 0
Do. Chembur Slaughter House ...	918	1,107	1,171	1,402	957	1,152	1,276	844	976	1,121	907	1,207	13,036	3,259	8 0
Do. Chatkopar Slaughter House ...	356	428	398	400	292	327	384	303	377	418	410	486	4,579	1,144	12 0
Do. Andheri Slaughter House ...	1,130	1,324	1,393	1,453	1,121	1,260	1,418	1,156	1,407	1,363	1,151	1,422	15,598	3,899	8 0
<b>Total ...</b>	<b>4,757</b>	<b>5,625</b>	<b>5,788</b>	<b>6,402</b>	<b>4,595</b>	<b>5,368</b>	<b>6,148</b>	<b>4,658</b>	<b>5,546</b>	<b>5,845</b>	<b>4,984</b>	<b>6,380</b>	<b>66,096</b>	<b>87,111</b>	<b>6 0</b>

V. G. SUKHTANKAR,  
Asstt. Superintendent of Markets (Subs.).



## APPENDIX 'C'

Statement showing the receipts under different items during the year 1953-54.

Serial No.	Particulars.	Year 1954-55		Year 1953-54	
		Rs.	a. p.	Rs.	a. p.
1	Stallage charges	1,26,224	12 0	1,25,149	2 6
2	Squatter fees	1,57,873	3 0	1,63,276	2 6
3	Slaughter fees	1,24,349	8 0	89,211	6 0
4	Miscellaneous Receipts				
	(i) Removal of carcasses	12,335	3 6	12,145	11 6
	(ii) Blood (sale)	1,246	0 0	931	0 0
	(iii) Mis. Receipts	1,116	6 9	380	10 0
5	Rent of Buildings and Lands				
	(i) Ground Rent	480	0 0	3,217	14 0
	(ii) Chawl Rent	320	0 0	690	0 0
6	Share of enhanced entrance fee	79,627	10 6	1,08,728	0 9
7	Licence fees—				
	(i) Stall-holders	1,227	0 0	1,210	0 0
	(ii) Private Markets	...	...	...	...
	(iii) Outside Meat Shops	8,847	4 0	9,510	4 0
	(iv) Kamatrees and others	375	0 0	380	0 0
	(v) Butchers in private Markets	510	0 0	270	0 0
	(vi) Nokarnama fees	287	0 0	243	0 0
	Total	5,14,818	15 9	5,15,343	3 3

V. G. SUKHTANKAR,  
Asstt. Superintendent of Markets  
(Suburbs).

# EDUCATION (Sub.)

## Suburban Municipal Primary Schools.

Shri M. P. Shah, B.Sc., B.T., T.D. (London), LL.B., Superintendent, Municipal Gujarati and Aided Schools was in immediate charge of the Suburban Schools Administration under the supervision of Smt. Kapila T. Khandvala, B.A., B.T. (Bom.), M.A. (U.S.A.), J.P., Education Officer of the Corporation till 30th April 1954. The City and Suburban Offices of the

1. **Supervision.** Primary Education Department were, however, amalgamated with effect from 1st May 1954 with a view to effecting more expeditious and economical management and the administration of the Suburban Municipal Schools was thereafter managed by the Superintendents of the City Schools as per languages under the direct supervision of the Education Officer.

2. **Municipal Schools, Pupils and Teachers.** There were 93 schools and 19 Classes on 1st April 1954. Three new Schools were taken over under Municipal management during the year and 8 new Classes were opened. One School was converted into a Class and three Classes were closed down due to decrease in the number of pupils attending the same, whereas one Class was converted into a School due to the increase in the number of pupils attending the same. Thus there were 96 Schools and 24 Classes on 31st March 1955. On the principle of providing higher standards for 30 children or more in the Suburban Schools and 15 children or more in the outlying far away Schools in the Suburban Villages, Higher Standards viz., V, VI and VII were opened in 14 Schools (6 Marathi, 4 Gujarati, 3 Hindi and 1 Urdu Schools) in the Suburbs from June 1954, thus providing facilities for Upper Primary education in almost all localities. Three Primary Schools were under private management viz. Paridit Ratnachandraji Jain Kayashala, Ghatkopar, Seth Dhaji Devshi Rashtriyashala, Ghatkopar and Gokulitai Gujarati School, Vile Parle. All the three institutions were taken over by the Corporation under Municipal management during the year under report. A shed used by the Branch School of the Ramji Assar Vidyalaya Ghatkopar, was also handed over to the Corporation.

The total number of Upper Primary and Lower Primary Schools and Classes during the year under report was 40 and 80 respectively as against 36 and 76 during the preceding year. The total number of pupils as on 31st March 1955 in the Suburban Schools stood at 33,144 as against the figure of 27,634 of the previous year, thus showing an increase of 5,510. The highest number on rolls in Municipal Suburban Schools was, however, 35,405 at the end of September 1954. The average number of pupils throughout the year was 32,969. A table showing comparative figures of Municipal Suburban Schools and pupils therein at the end of March 1954 and March 1955 is given in the Appendix.

At the end of the year under report, there were 840 ordinary teachers and 21 special teachers imparting education to 33,144 pupils as against 743 ordinary teachers and 20 special teachers imparting instruction to 27,634 pupils during the previous year. Out of the 840 ordinary teachers, 699 (i.e., 83.2 per cent) were trained as against 614 (i.e., 82 per cent) teachers during the preceding year. A statement showing the number of trained, untrained, permanent and temporary teachers on the different sides is given in the Appendix.

As stated in last year's report, the practice previously followed of assessing the requirements of teachers entirely on the basis of the number of children on the rolls and those attending was changed last year and a new formula known as "Class Room Formula" for fixing the number of teachers required according to the number of classrooms in actual use (including rooms used twice in Double Session Schools) was introduced. The then prevailing basis of granting additional teachers to larger Schools was also revised allowing only one additional teacher to each School having an average attendance of 500 or more. The provision of Leave Reserves was also curtailed from 10 per cent to 7 1/2 per cent. This Class Room Formula approved by the Education Committee in August 1953 provisionally as an experimental measure continued to be followed during the year under report. As the introduction of this formula was a novel experiment with fundamental and far-reaching changes in the system hitherto followed, it was desirable to gauge its implications after carefully observing its working for a considerable time. A Sub-Committee was, therefore, appointed by the Education Committee to examine the whole question in all its aspects and the same was under their consideration.

3. **Pupils' Progress.** The scheme of amalgamation of schools and co-education extended to the Suburban Schools since last three years continued to work well. As usual, the syllabus of studies was divided month by month for the guidance of the teachers and for ensuring a gradual completion of the studies, in time as per schedule. Teaching Aids purchased and supplied to the Schools continued to be used along with special aids prepared by the teachers for making instruction more interesting and easy. Teachers' Diaries, Progress Cards and Progress Registers were maintained in all Schools. Fortnightly tests were discontinued this year as the same were found unsuitable and Monthly tests for pupils of Standards IV to VII and Weekly Tests for Standards I to III were introduced instead. Pupils of Standards I to III were promoted to higher Standards at the end of the year on the basis of the results of the Weekly tests held throughout the year. Written Annual Examinations of pupils of Standards IV to VII were held along with the examinations of the City Schools. Details of the results of the Suburban Municipal School pupils at the Annual Examination held in March April 1955 and at the Primary School Certificate Examination conducted by the Government in April 1955, are given in the Appendix.

The following factors, *inter alia*, hampered the progress of the pupils in Municipal Schools: (1) Congestion in certain classes, (2) Lack of suitable School Buildings, (3) Inadequate facilities to pupils to study at home and (4) Economic conditions of parents resulting in irregular attendance of the children. In Schools with big classrooms, the number of pupils in a class sometimes reached a figure of 60/65 rendering the class unwieldy and unmanageable for the class teacher. In Schools housed in rented buildings, overcrowding and lack of proper maintenance and repairs effected the efficiency of the Schools. The shift system of holding Schools though resorted to as a matter of necessity, continued to hamper instruction besides causing a lot of inconvenience to pupils, teachers and parents alike because of the odd hours of sessions.

Text-books for the Suburban Schools continued to be on the City lines as per the directions of the Government in G. R., E. D. No. T. B. K. 1051 of 11th January 1952. The existing curriculum which was found to be heavy was also revised by the Government and the new curriculum will come into force in Schools from June 1955.

Cardboard Modelling was continued to be taught in 20 Schools, Spinning in 4 Schools and Cooking in

4. **Vocational Education.** 3 Schools.

Fees at the rate of Rs. 2 for Standard V, Rs. 2-4-0 for Standard VI and Rs. 2-8-0 for standard VII continued to be charged during the year under report, the education in the lower standards being entirely free. All children of Scheduled castes and other Backward Classes, however, continued to be taught free in Upper Primary Schools and wards of all Municipal employees drawing a salary upto Rs. 240 per month also continued to be exempted from payment of fees. Freeships and half-freeships were also granted to poor and deserving pupils.

**5. Fees & Freeships.**

The number of Municipal owned School buildings in the Suburbs was 33 at the beginning of the year. An additional floor was constructed over the Municipal Ghatle Marathi School during the year. The works of extension of the Municipal Manilal Sunderji Gujarati School, Vile Parle and the Village Marathi School, Old Kurla, were also nearing completion. A structure belonging to the Branch School of the Ramji Assar Vidyalaya, Ghatkopar was also taken over along with the pupils of the School by the Corporation, thus raising the total number of Municipal owned buildings in the Suburbs to 34 at the end of the year. The Building Programme for additions and extensions of existing buildings and construction of new buildings was progressing steadily and gradually.

**6. School Buildings.**

The Education Officer and the Supervising Officers paid frequent visits to the Suburban Schools as usual and made suggestions to teachers to improve efficiency, teaching and discipline.

**7. Supervision of Schools.**

There were 62 Aided Schools at the end of the year with 475 teachers imparting education to 13,937 pupils. One of the reasons for the decrease in the number of Aided Schools and pupils was the taking over of 3 Aided Schools and a Branch School under Municipal management. The total amount of grants assessed as per rules during the year under review was Rs. 1,50,665. The grant assessed, however, exceeded the budgetted provision and recourse had to be taken to applying cuts to the assessed grants as was done last year in consideration of the sources of income etc. of the schools concerned. The grants payable after applying the cuts worked out to Rs. 1,11,030. There being no possibility of applying any further cut, the grants were finally sanctioned by the Corporation with the necessary additional grants required to supplement the Budget provisions. The grants will be paid to the Schools during the ensuing year. The total expenditure incurred by the Suburban Aided Schools during the year was Rs. 9,00,895. The average cost per pupil worked out to Rs. 65.7 to the Aided Schools and Rs. 9.1 to the Corporation.

**8. Aided and Recognised Schools.**

As stated in last year's report, a representation was made to Government requesting them to reconsider their decision refusing to bear their share on account of the expenditure incurred on Dearness Allowance by Private Primary Aided Schools in the ex-Bandra Municipal Area from 1st January 1947 to 25th February 1949. The Director of Education was also furnished with certain information asked for by him in this connection. No final reply has, however, been received from the Government till the end of the year under report.

Besides the Aided Schools, there were 9 Schools in the Suburbs which were recognised but which did not receive any aid from the Corporation. There were 43 teachers in these Schools imparting instruction to 891 pupils.

Efforts to bring in as many non-attending children as possible to Schools and to stabilise attendance were continued during the year under report. The number of children of compulsory age attending the Municipal Suburban Schools thus increased from 18,677 to 21,963 during the year under report. As required under Rule 5 of the Rules framed under Section 18 of the City of Bombay Primary Education Act of 1920, as amended up-to-date, a census of non-attending children of school-going age was taken from 4th January to 3rd February 1955. The non-attending children revealed by the census, though willing to join the schools, were due for admission from June 1955 as per the rules. They were, therefore, advised to join schools in June 1955 from the commencement of the new academic year.

**9. Free and Compulsory Education.**

Government Syllabus in Physical Education for Lower Primary and Upper Primary Schools in the State continued to be followed in the Suburban Municipal Schools this year also with suitable modifications. A short-term Course in Physical Instruction was conducted at one centre in the Suburbs outside School hours for imparting training in Physical Instruction to Municipal Teachers. The Course comprised of one hour's instruction daily for 52 days and concluded with a written and practical examination. Preliminary Sports Competitions of pupils of Municipal Suburban Schools were held at two centres between 11th and 23rd November 1954. The Finals were held on the 29th November 1954 and the Prize Distribution Ceremony of the Annual Sports was held on 29th January 1955 at the Gilder Tank Playground under the Presidentship of Shri Mangaldas Pakvasa, the then Governor of Bombay. Two Mass Drill Displays—one at Kurla under the Presidentship of Shri A. K. M. Hafizka, Chairman, B. E. S. & T. Committee and another at Bandra under the Presidentship of Smt. Sulochana Modi, Chairman, Standing Committee—were held during the year. About 1,500 children participated in the display at each of the Centres. The usual activities of the Boy Scouts and Girl Guides also continued to be carried out during the year under report.

**10. Physical Education and Scouting.**

The income for the year 1954-55 was estimated at Rs. 18,04,000 and the expenditure at Rs. 21,22,000, thus showing a deficit. The actual total expenditure during the year amounted to Rs. 19,79,890-9-9. An amount of Rs. 5,50,000 was received from the Government towards the cost of Primary Education in the Suburbs. The following table shows the average cost per pupil for the year 1954-55 as compared to the corresponding figures of the previous Year:

**11. Finance.**

	Average cost per pupil
	Rs.
(a) According to the number of pupils on rolls as on 31-3-1954 (27,634)	61.2
According to the number of pupils on rolls as on 31-3-1955 (33,144)	55.9
(b) According to the average number of pupils on rolls for the whole year 1953-54 (28,496)	59.3
According to the average number of pupils on rolls for the whole year 1954-55 (32,969)	56.2

(1) Amalgamation of the City and Suburban Offices : At the initial stage after the merger of the Suburban Area with the City in the year 1950, a separate Suburban Office of the Primary Education Department was established at Andheri and Shri M. P. Shah, Superintendent, Gujarati and Aided Schools, was put in charge of the Suburban Schools and the Suburban Office. Experience had, however, shown that Municipal Administration of the Suburbs could be more expeditiously and economically managed if the Suburban Departments were integrated with the City Department and the amalgamation was made with effect from 1st May 1954 and the administration of Suburban Schools was given in charge of the Superintendents of the City Schools as per languages. As a result of the amalgamation after retaining the essential staff, a number of posts in the Ministerial and Inferior services on the Establishment of the Suburban Offices were proposed for abolition, resulting in a net immediate annual saving of Rs. 23,600.

12. General.

(2) Free supply of Milk to undernourished children : The Milk Scheme was extended to the Suburban Municipal Schools from July 1953. To begin with only 3,180 received free supply of tone-milk during the year 1953-54. The benefits of milk-feed was further extended to 6,270 out of about 9,439 detected undernourished children in the Suburbs. As a result of the reduction in the rate of toned milk from As. 8 a seer to As. 6 a seer effected by Government, the benefit of milk-feed was further extended to 8,880 children from 68 Schools in the Suburbs. A fresh medical inspection of pupils in the Suburban Schools has been started from March 1955 with the view to determine the number of undernourished children requiring a daily milk-feed during the ensuing year.

(3) Gratis use of School premises : Use of Municipal School premises outside school hours continued to be allowed, gratis or at nominal rates, to recognised Institutions for conducting Hindi, Hindustani and Social Education Classes.

(4) Sharad Utsav : Sharad Utsav, which has now become a regular annual feature of the Municipal Schools, was celebrated this year by the Municipal Suburban Schools at 4 selected centres. All Suburban Schools were grouped locality wise and were represented at four centres. Each function, as usual, consisted of two parts—an Exhibition of Educational Aids e.g., Charts, Models, Hand-work etc., prepared by the teachers and pupils and a Cultural Programme consisting of Songs, Dialogues and Folk Dances etc., presented by the pupils of the Schools. The functions presided over by prominent personalities won the appreciation of the guardians of the children and the public in general, who showed keen interest in the Cultural Programmes as well as the instructive Exhibitions.

(5) Extra-Curricular Activities : Various activities such as running of Vacation libraries in the Summer Vacation, celebrations of the Independence and Republic Days and School Anniversaries, excursions to places of historical importance etc., continued during the year as usual.

The Department places on record its appreciation of the valuable services and co-operation rendered by the Officers, the Ministerial staff, the teachers and the Inferior Staff during the year

K. KHANDVALA,  
Education Officer.

APPENDIX  
Municipal Schools and Pupils (Suburbs)

Class of Schools.	No. of 31st March 1954		No. on 31st March 1955	
	Schools	Pupils	Schools	Pupils
Marathi Schools	48+6 Classes	16,652	48+6 Classes	18,818
Gujarati Schools	20+5 "	4,724	22+8 "	7,028
Urdu Schools	15+1 Class	2,652	16+1 Class	3,249
Hindi Schools	8+4 Classes	2,221	8+5 Classes	2,602
South Indian (Tamil & Kannad) Schools	2 Classes	159	3 Classes	238
Sindhi Schools	2+1 Class	1,226	2+1 Class	1,209
Total	93+19 Classes	27,634	96+24 Classes	33,144

Statements showing the number of trained, untrained, permanent and temporary ordinary teachers according to sides 1954-55 (Suburbs).

Class of Schools	Trained		Untrained		Total		Total No. of Teachers
	Permanent	Temporary	Permanent	Temporary	Permanent	Temporary	
Marathi Schools	361	67	37	3	398	70	468
Gujarati Schools	124	23	28	4	152	27	179
Urdu Schools	53	3	24	11	77	14	91
Hindi Schools	25	10	27	1	52	11	63
South Indian Schools (Tamil Schools)	4	1	...	...	4	1	5
Sindhi Schools	21	7	6	...	27	7	34
Total	588	111	122	19	710	130	840

**Statement giving details of the results of the Annual Examinations of Suburban Municipal Schools**

Standards	Appeared	Promoted	Percentage of results
I	10,201	7,342	72
II	6,784	5,379	79
III	5,805	4,804	83
IV	4,504	3,535	78
V	2,466	2,076	84
VI	1,733	1,448	83
VII	1,364	1,179	86
Total ...	32,857	25,763	78

**Statement giving details of the Results of the Pupils of Suburban Municipal Schools at the Primary School Certificate Examination.**

(1955)

Side	Appeared	Passed	Percentage of Results
Marathi	1,010	311	30.7
Gujarati	159	72	45.2
Hindi	35	33	94.2
Urdu	33	12	36.3
Total ...	1,237	448	34.5

**Municipal Aided Schools and Pupils (Suburbs)**

Class of Schools	On 31st March 1954		On 31st March 1955	
	No. of Schools	Pupils	No. of Schools	Pupils
Marathi Schools	5	940	5	1,099
Gujarati Schools	20	5,673	17	4,137
Urdu Schools	3	230	3	226
Hindi Schools	6	1,090	6	1,074
Sindhi Schools	2	396	2	431
Tamil Schools	1	64	1	86
English Teaching Schools	26	8,409	26	6,833
Gujarati Night Schools	2	54	2	51
Total ...	65	16,856	62	13,937

# PART I

## INDEX

(SUBURBS)

	PAGE
Accounts Department—Report of the Chief Accountant ( Suburbs )	13
Advances—Statement of	45
Advertisement Section—Fees from	81
Animals—No. of the	57
Articles unwholesome—No. of	85
Assessment and Collection—Report of Deputy Assessor and Collector (Suburbs)	57
Balance sheet of Revenue Account	31-32
Buildings—Private—Inspection and Supervision of	65
Capital Expenditure—Details of	37
Capital Fund—Balance Sheet	34
Chief Accountant—Report on the Suburban Accounts	13
Collapses of Buildings	66
Departmental Heads—List of	1
Deposit Account—Statement of	46
Drainage—Information regarding	63
Education—Basic	89
Education—Primary	89
Education—Report of the Education Officer and Head Masters	89-91
Engineering Department—Report of the Special Engineer (Suburbs)	63
Expenditure—Details of Capital Expenditure	36
Loan Works	15
New Works—Statement of	29
Expenditure—Total of	27, 28, 55
Factories—Inspection of	63
Financial—Report of the Chief Accountant	13
Funds—Capital Funds—Balance Sheet of	34
Loan Funds	15
Sinking Funds	16 & 42
Special Funds—Statements of	33
Gardens	76
Hawkers—Fees from	82
Heads of Departments—List of	1
Income—Details of	23
Statement of	23-26
Income—Total of	23-26, 55
Investments	16
Layouts information regarding	67
Licence Department—Report of the Assistant Superintendent of Licences ( Suburbs )	81
Licences—Fees from—No. of	81
Lighting—Public	63
Loan Funds	15
Loan Works	15
Markets Department—Report of the Assistant Superintendent of Markets ( Suburbs )	85
Meters—Repairs to	76
No. of connections	75
Revenue from meter hire	76
Testing of	76
New Works—Statement of Expenditure on	29
Parks	76
Permits—No. of	81
Properties—Municipal—No. of the	57
Properties—No. of the—Statement of Classification of	60
Public stand pipes—No. of the	76
Pumping Stations	64
Pumping sets	75
Rateable Value—Amount of	57
Incidence of	57
Revenue—Account—Balance Sheet of	31-32
Revenue—Account—Income and Expenditure	14-15
Revenue—Statement of	13

## INDEX—(Contd.)

( SUBURBS )

	PAGE
Roads—Improvements of	63
Maintenance of	63
Road Surfaces—Asphalting of	68
Schemes—Drainage	64
Town Planning Schemes	66
School Buildings—List of	90
Schools—Primary Schools—Report of Education Officer	89-91
Securities—Information regarding	53
Sewers—Information regarding	63
Shops and Establishments Section—Licence Department	80
Sinking Funds	42
Slaughter Houses in Suburbs	85
Slaughter Houses—No. of Animals slaughtered	87
Special Funds—Statement of	33
Stalls—Municipal Markets—No. of the	86
Statistics of Finances	22
Suburban Areas—Survey of	66
Surplus Cash Balance	13
Survey of Suburban Area	66
Suspense Account—Income and Expenditure	47 & 49
Taxes—Collection of	58
Demands of	58
Outstandings	58
Rates of	57
Refund cases	59
Riot Tax	59
Suits for recovery of	59
Theatre taxes	83
Urban Immoveable Property Tax	59
Wheel Taxes	57
Urban Immoveable Property Tax	59
Vehicles—No. of the	57
Water Mains—Bursts on	78
Length of	76
New Mains	76
Water Works Department—Report of Hydraulic Engineer	75
Water Works	75-79
Water—No. of Water Connections	75
Sources of	75
Statistics of supply of	75
Supply system of	75
Wells—No. of	76
Wheel Taxes	57
Works—New Works Statement of	29
Work Places and Workshops—Inspection of	69

**PART II**  
**C O N T E N T S**  
**(SUBURBS)**

	<b>PAGES</b>
(1) Summary of the vital statistics	... i
(2) Review of the year	... 1
(3) Vital Statistics	... 1
(4) Control of communicable diseases	... 2
(5) Sanitary conditions in the merged areas	... 2
(6) Licenseable Trades	... 2
(7) Laboratory work	... 3
(8) Health Publicity and Propaganda	... 3 & 4
(9) Insecticide Services	... 4
(10) Vaccination	... 4 & 5
(11) Supply of Milk to the undernourished children attending Municipal Schools in the Suburbs.	6
(12) Medical Relief	... 6
A—Hospitals	... 7
B—Maternity Homes	... 8
C—Dispensaries	... 8
(13) General Review	... 8
(14) Tables Nos. 1 to 43 relating to the vital statistics, sanitation and Medical Relief	... 9—37
(15) Street Cleansing and Conservancy :—	
I—Cleansing of roads, foot-paths, and open channel drains	... 38
II—Collection, removal and disposal of refuse	... 38
III—Collection, removal and disposal of night-soil	... 38 & 39
IV—Dog Licensing and Dog destruction	... 39
V—Rat destruction	... 39
VI—Removal and disposal of carcasses	... 39
VII—Labour Welfare	... 39
VIII—Items of Income	... 40
IX—Veterinary Dispensary at Khar	... 40
X—Municipal Transport in the Suburbs	... 40
(16) Appendices 1 to 20 relating to the Conservancy Branch	... 41 to 46



**PART II**  
**SUMMARY OF VITAL STATISTICS**  
**FOR THE YEAR 1954**

(1) Area of Suburbs	...	67.81 square miles (43,398.40 acres)
(2) Density of population per acre	...	11.75
(3) Population as per Census of 1951	...	5,10,250
(4) Total live births registered	...	18,571
(5) Birth rate per 1,000 of population	...	36.4
(6) Total deaths registered	...	6,145
(7) Death rate per 1,000 of population	...	12.0
(8) Total deaths among infants (under 1 year)	...	1,648
(9) Infant deaths per 1,000 live births	...	88.7
(10) Plague-Deaths	...	Nil.
(11) Cholera-Deaths	...	Nil.
(12) Small-pox—		
(a) Deaths	...	12
(b) Death rate (per 1000 of population)	...	0.0
(13) Influenza—		
(a) Deaths	...	1
(b) Death rate (per 1000 of population)	...	0.0
(14) Tuberculosis—		
(a) Deaths	...	271
(b) Death rate (per 1000 of population)	...	0.5
(15) Maternal Deaths	...	17
(16) Maternal Death rate per 1000 of—		
(a) Births (including still births) viz., 19,207	...	0.9
(b) Live Births viz., 18,571	...	0.9

# ANNUAL REPORT OF THE DEPUTY EXECUTIVE HEALTH OFFICER SUBURBS FOR 1954

**Preliminary.**—Dr. G. N. Kowshik, M.B., B.S., B.Hy., D.P.H., the Deputy Executive Health Officer continued to be in charge of the Suburban Health Services throughout the year.

**Review of the year.**—Sanitary supervision in the entire Suburban merged area comprising 30 Sections was maintained with a view to improving sanitation. The following measures were adopted for improving the sanitary condition of the Suburbs.

- (1) Inspection and supervision of premises and their environments with a view to rectification of sanitary defects through the enforcement of sanitary regulations on owners and occupiers.
- (2) Sanitary control over factories and licencable trades.
- (3) Enforcing food-sanitation, detection of adulteration of articles of food and destruction of unwholesome food, and
- (4) Pest-control.

## OUTSTANDING ACTIVITIES OF THE YEAR

(i) "Health and Cleansing Weeks" were arranged with the help of local Social Organizations and Volunteers throughout the year. Localities were selected in turns for intensive clearing and rectification of sanitary defects noticed in the residential premises. T. A. B. inoculations and vaccination against small-pox were done. Health education of the residents of these localities was carried out by exhibiting posters on health and sanitation. Food-sanitation was also enforced.

(ii) **Factory Permits.**—During the year, temporary permits were issued in respect of 33 factories in addition to permanent permits for a period of 10 years in respect of 13 factories. The zoning of areas is now finalized.

## MILK-IN-SCHOOL SCHEME

(iii) The scheme of supplying milk to the undernourished children in the Suburban Municipal Schools was started from 15th July 1953, after a rapid survey carried out by the staff of City School Health Service and 8,830 pupils selected from the 9,439 undernourished children, were given the benefit of the scheme.

2. **Area and Population.**—The total area of the Suburbs included in Greater Bombay is about 43,398 acres or 67.81 square miles with a population of 5,10,250 enumerated in the Census of 1951.

3. **Density of Population.**—The Mean density of population is 11.75 per acre.

4. **Metereology.**—Metereological data is given in Table 9.

5. **Rainfall.**—The total rainfall recorded at the Santa Cruz Observatory was 137.84 inches as against 102.90 inches in the previous year. The wettest month of the year was July with 49.69 inches of rain as was the case in the previous year in which 39.31 inches was recorded for the month of June 1953.

## VITAL STATISTICS

**Births and Deaths.**—18,571 live births (9,487 males and 9,083 females) were registered during the year as against 17,923 in 1953 showing an increase of 648. Total deaths registered were 6,145, as against 6,528 in 1953 showing a decrease of 383. The Birth Rate was 36.4 and the Death Rate was 12.0 per 1000 of population, giving a natural increase of 24.4 per 1,000. Part of the increase in registered births was presumably due to more complete registration.

Registration of live births by months in 1953 and 1954 is given in Table 1.

Still births reported during the year were 636 or 3.4 per cent. of live births.

**Mortality by sexes.**—Of the total 6,145 registered deaths in the year 3,320, were males and 2,825 were females.

**Mortality by Causes.**—Vide Table 35.

**Mortality by months.**—Vide Table 2 with the corresponding figures for 1953.

**Copies of Birth and Death Registry issued.**—Registration of Births and Deaths has been systematically maintained from 1st January 1951 in the Head Office of the Public Health Department along with the City records. Figures of copies of birth and death registry pertaining to the Suburban population issued by the City Head Office and the Suburban Offices during the year under report are given below:—

		Birth Certificates.	Death Certificates.
City Head Office	...	126	525
Suburban Offices (Prior to 1st January 1951)	...	196	89
<b>Total</b>	...	<b>322</b>	<b>614</b>

**Infant Mortality.**—Total deaths among infants under one year numbered 1,648. The infant mortality rate was 88.7 per 1000 live births for the year 1954 as against 99.3 for 1953. Classification of the Infant Mortality for the year by principal causes and ages is given in Table 4.

**Cemeteries.**—Out of the 98 known cemeteries, two are Municipal, one situated at Charair, Chembur and the other at the rear of the Beggars' Home at Chembur. The rest are managed by private bodies. They were not registered as per the provisions of Section 435 of the Bombay Municipal Corporation Act, as the required particulars pertaining to them were not made available.

## CONTROL OF COMMUNICABLE DISEASES

- (a) **Notification.**—Notification of infectious diseases by Medical Practitioners was seen to have improved.
- (b) **Plague.**—No plague case was reported, but measures for rat destruction were continued.
- (c) **Small pox.**—Small-pox caused 53 attacks and 12 deaths. The incidence of this disease was much below the cyclical high level.

The number of primary vaccinations and re-vaccinations respectively was 24,433 and 1,75,257, as against 24,735 and 1,63,479 respectively in the previous year. Details of the vaccination service in the merged area are given under the head 'Vaccination.'

- (d) **Cholera.**—Cholera was absent.
- (e) **Influenza.**—Influenza was recorded as the cause of one death only.
- (f) **Enteric Fever.**—42 deaths were reported from this disease as against 58 in the previous year. Inoculations against typhoid were performed by the Medical staff as well as by private Medical Practitioners to whom T.A.B. Vaccine was supplied free of charge for free inoculation.
- (g) **Poliomyelitis.**—35 cases were notified of which 2 proved fatal.
- (h) **Diphtheria.**—34 deaths were reported.
- (i) **Cerebro-Spinal Meningitis.**—One attack was reported, but there were no deaths.
- (j) **Malaria.**—Malaria was registered as the cause of 9 deaths. 239 Blood-smears taken by the Medical Officers in charge of the Municipal Dispensaries were examined at the Municipal Laboratory, out of which 5 (2.0 per cent.) showed malarial parasites. 84 cases were treated for clinical malaria at the Municipal Dispensaries. Anti-mosquito measures were carried out in all the Wards by the Insecticide Branch as per details given in a separate section of this Report.

(k) **Tuberculosis.**—The tuberculosis took a toll of 271 lives and the death rate was 0.5 per 1,000 of population.

(l) **Veneral Diseases.**—No facilities have so far been provided in the Suburbs to combat these diseases, but the cases reported at the medical institutions in the suburbs were directed to the venereal Diseases Clinic at 254, Bellasis Road, Bombay.

(m) **Leprosy.**—The Acworth Leprosy Home at Matunga and Leprosy Home at Trombay were taken advantage of for the control of this disease. One Lady Health Visitor for follow-up work in Leprosy Control in the merged area has been working since July 1951 under the guidance of the Superintendent, Acworth Leprosy Home, Matunga. The record of field work done by the Health Visitor is given in Table II.

**Disinfection.**—Terminal disinfection of houses was carried out and concurrent disinfection was advised wherever cases of infectious diseases were known to have occurred.

## SANITATION

Improvement of sanitation comprised of attention to:

- (a) Premises Sanitation, and (b) Food Sanitation.

(a) **Premises Sanitation.**—Premises Sanitation included inspection of premises and their environs, taking measures to remedy the detected defects, ensuring provision of adequate Sanitary Conveniences and control over establishing and working of factories and licensable trades, etc.

## SANITARY CONDITIONS IN THE MERGED AREAS

The sanitary conditions in the merged suburban areas improved imperceptibly in several aspects.

**Sanitary control of premises.**—Sanitary requisites were enforced with regard to legitimate grievances or complaints (*vide* tables 10 and 13).

## LICENSABLE TRADES

1. **Milch Cattle Stables.**—Licences were recommended for the first time to certain Milch Cattle Stables in the Suburban areas as the Owners of these stables complied with the essential requirements such as removal of dung to Municipal dumping grounds, provision of receptacles for collecting dung and stable refuse and paving the flooring of stable premises.

The Veterinary service was continued through the Veterinary Dispensary at Khar as in the previous year. The proposed Scheme to inoculate cattle against Rinderpest did not materialize and Government agency continues to do this work.

2. **Other Licensable Trades.**—Licences were issued to all such trades as were found conducted in the Municipal limits with a view to enforcing on them the minimum of hygienic and sanitary requirements. Such enforcement necessitated statutory actions and prosecutions in several instances.

(b) **Food Sanitation.**—This included supervision and control through licensing of food shops and establishments, inspection of food stuffs exposed for sale and seizure and destruction of food found unwholesome or unfit for human consumption (*vide* Table 14).

To secure purity of articles of food exposed for sale, control was exercised through the enforcement of provision of the Bombay Prevention of Adulteration Act 1925, as amended to date. Special attention was paid to sampling of milk under the Act, (*vide* Table 13, Col. III).

## LABORATORY WORK

The total number of samples examined was 2,531. Of these, 1,329 samples were examined chemically and 1,202 bacteriologically.

The examination of samples of milk from the Government Milk Distribution Centres all over Greater Bombay was continued and 180 milk samples were examined from different Milk Centres in the Suburbs.

### CHEMICAL

**Food Stuffs.**—1,171 samples of Food-stuffs were examined *vide* Table 12.

**Water.**—69 Samples of water were examined as shown below:—

56	from wells and
13	from other sources
<hr/>	
69	

Of these, 50 well-water samples and 2 samples collected from other sources were found to be unfit for potable purposes.

**Urine.**—58 Samples of Urine were examined chemically.

**Miscellaneous.**—31 Samples of chemicals were examined.

### BACTERIOLOGICAL AND CLINICAL

1,202 samples were examined bacteriologically, including 239 Blood smears for the detection of Malarial Parasites.

**Water.**—59 Samples of water were examined as under:—

15	from wells and
44	from other sources
<hr/>	
59	

Of these, all the 15 well water samples and 8 samples collected from other sources were found to be unsatisfactory for potable purposes.

**Samples for Diagnostic purposes.**—1,141 samples for diagnostic purposes were examined as under:—

Nature of the sample	Total
Blood for Malarial Parasites	... 239 (5 positive)
Blood for Differential Count	... 56
Blood for Total Count	... 86
Sputum for T. B.	... 12 (1 positive)
Sputum for Other Tests	... 4
Swabs from Diphtheria contacts	... 631
Smears for Gonococci	... 49 (14 positive)
Stools for General Examination	... 64 (23 positive)
	<hr/>
Total	... 1,141

**Miscellaneous.**—2 Samples of a miscellaneous nature were examined as under:—

Milk	... 1
Miscellaneous Food-stuff	... 1 (1 Unfit for human consumption)

### HEALTH PUBLICITY AND PROPAGANDA

The Propaganda Section arranged 30 health education film shows and about 20,000 people took advantage of this amenity. During the 44 mass vaccination and 32 anti-typhoid campaigns arranged with the aid of the propaganda van and with the co-operation of the vaccinating and inoculating staff, 10,241 persons were either vaccinated or re-vaccinated against small-pox and 5,035 inoculated against typhoid.

#### PROPAGANDA THROUGH VISUAL AIDS

Health education and propaganda was carried throughout the year through the medium of pictorial posters and folders. About 3,000 posters and 10,000 folders on various aspects of public health were distributed through the welfare organizations.

Slides advocating re-vaccination against small-pox and T. A. B. inoculation against typhoid, avoidance of spitting as well as of eating of food exposed to contamination by flies and dust were exhibited in the principal cinema houses in the Suburbs through the courtesy of the managements concerned.

## SPECIAL CAMPAIGN

The propaganda drive was intensified through film shows, microphonic talks from mobile vans, posters, streamers, slides, etc., in the Health and Cleanliness Weeks organised in March and October-November 1954.

Propaganda was carried out also during the 30 intensive cleansing campaigns undertaken on Saturdays simultaneously with the cleansing work done by the Municipal staff and Volunteers.

Health publicity work is proposed to be intensified in the Suburbs by acquiring a separate mobile health education unit to be exclusively used in the Suburbs for which purpose appropriate provision has been made in the next year's Budget 'D'.

## INSECTICIDE BRANCH

1. **Organisation.**—The staff consisting of 28 Junior Overseers and 119 Labourers and forming 28 squads was strengthened by the appointment of one Asstt. Insecticide Officer from 3rd November 1954 for better direct supervision and co-ordination of the work in the Suburbs. As in the year 1953, the chief activities were (a) Malaria control in the 33 villages having endemic malaria, by residual spraying of all dwellings, (b) fly control—through appropriate insecticidal treatment, and (c) Control of culicidæ. The stubborn species, *Culex fatigans*, finds its favourite breeding places in defective septic tanks, soak pits, cesspools and sewage-contaminated sullage stagnant in open drains. In some areas the local strain of the species was found resistant to chlorinated hydrocarbon group of insecticides.

The Malaria vector species (*A. Fluviatilis*) was found restricted to the villages along the foot hills in Kurla, Chatkopar and Vikroli, whereas culicidæ were more widely prevalent. The control of 'Aedes' was given due importance in and around the Air Port Areas.

Permanent measures such as provision of satisfactory drainage, canalisation and filling in of low lying areas, as well as statutory actions to enforce rendering cisterns and wells mosquito proof have had to be rigidly enforced. The routine palliative measures included D.D.T. spraying in the villages and systematic inspection of house compounds and their environs with a view to rendering stagnation mosquito free by channelling or treatment with the insecticides either by spraying, dusting or fogging.

2. **Equipments.**—The 28 squads operating in the five Suburban Wards were provided with stirrup pumps, knapsack sprayers, rotary dusters, power sprayers and fogging machines:—The Tifa and Swing Fog Units. The latter were particularly useful for indoor fogging to secure wide coverage and immediate mosquito control.

3. **Budget Grants.**—A total of Rs. 1,66,549 was spent in this service, the cost on insecticides alone being Rs. 80,000.

4. **Monsoon Actions.**—Stagnations breeding mosquitoes were subjected to appropriate insecticidal treatments. A sum of Rs. 2,022-12-0 was realised as fees for rendering insecticide services on request to private properties.

### 5. Statistics—

(a) **Spleen rate.**—406 school children under 12 years were examined of whom 9 had enlarged spleen, the splenic rate 2.2 comparing favourably with the figure for 1953 viz., 2.5 (*vide* Table 41).

(b) Tables 38, 39, 40 appended show quantity of insecticides purchased and supplied free and the position as to wells and cisterns.

(c) **Wells.**—(*Vide* Tables 42 and 43)—As a result of actions taken by the department, 36 wells were filled in and 43 wells Hermetically concreted. The total number of wells as on 31st December 1954 was 2,862 of which 2,779 still remain open. There are 192 tube wells.

In several cases owners of the wells on whom notices were served evaded prosecution by raising objections and so the actions have been delayed.

(d) The total number of cisterns is 6,701, a majority of which are in a non-mosquito proof condition and are subjected to action.

(e) Seven out of 48 mill-tanks were found breeding mosquitoes.

(f) The Air Port area and surroundings were given meticulous attention by both the Air Port and Municipal health staff.

## VACCINATION

All the 26 Vaccination Stations mentioned in the previous year's report, continued working during the year under review.

Local Cold-storage depots for vaccine lymph were established at the Bhabha Hospitals, Pandra and Kurla and from 7th December 1953 stocks of vaccine-lymph brought from the Central Vaccine depot were stored in the local depots for speedy distribution to the Suburban staff and institutions during vaccination work.

The expected cyclical incidence of small-pox in the Suburbs was timely averted by mass vaccination campaigns amongst the labour populations, vagrant camps and such other population groups, among whom small-pox particularly begins and takes root, with the help of the Propaganda Van; The population groups in Government Housing Colonies, Schools (Primary as well as Secondary), mills, factories and such other institutions were also protected by vaccination in the beginning of the year;

With the outbreak of the cyclical small-pox epidemic in the City, these measures were forthwith intensified and continued throughout the Suburbs with the additional help of the Sanitary staff and the two Units of the Mobile Hospital rendering medical relief in the Suburbs; The Suburban Municipal Free Dispensaries which were also equipped for the purpose carried out vaccinations;

When the Small-pox epidemic broke out in the City, temporary vaccination stations were opened at the prominent Railway Stations on both the lines in the Suburbs to protect the in-coming people conveniently and promptly.

It is worthy of note that the incidence of small-pox in the Suburbs did not at all assume epidemic proportions during the year although the contiguous Urban Municipal areas did experience at the time the cyclical exacerbation of small-pox incidence. The timely mass-vaccination campaigns carried out in the Suburbs can claim some measure of credit in this outcome of the near-record low incidence of small-pox during the year.

The following table shows the attacks and deaths from small-pox in the Suburbs since merger :—

**TABLE I**  
**Small-Pox (A—Attacks D—Deaths) in years.**

1951		1952		1953		1954	
Attacks	Deaths	Attacks	Deaths	Attacks	Deaths	Attacks	Deaths
302	66	54	14	49	14	53 (5 imported)	12

**TABLE II**  
**Primary Vaccination and Results**

No. Primarily vaccinated.	No. of cases in which results were checked	†No. successfully vaccinated	‡No. of insertions seen	‡No. of insertions successful
*24,433	20,613	20,604	61,427	59,007
* (a) Births Registered during the year			... 18,571	
† (b) Case success rate			... 99.95 per cent.	
‡ (c) Insertion success rate			... 96.06 per cent.	

**TABLE III**  
**Births (Registered) and Primary Vaccinations : by months.**

Year 1954	Jan.	Feb.	Mar.	Apr.	May	June	July	Aug.	Sept.	Oct.	Nov.	Dec.
Births	... 1,341	1,185	1,251	1,217	1,363	1,291	1,466	1,512	1,796	1,801	2,003	2,345
*Primary Vaccinations	... 2,663	3,202	2,623	1,977	12,59	1,149	1,226	1,415	1,470	1,682	2,732	3,035
Re-Vaccinations	... 6,696	3,150	58,233	75,105	7,134	2,024	1,483	807	1,227	1,223	3,920	4,255

\* 17,144 children born in Greater Bombay and 7,289 out-born.

**TABLE IV**  
**Results of Primary Vaccination by Ages**

Results	Age Groups			Total
	Under 1 year	1 to 6 years	6 years & above	
Successful	... 15,565	4,954	116	20,635
Unsuccessful	... 5	3	1	9
Unknown	... 2,762	950	77	3,789
Total	... 18,332	5,907	194	24,433

### Inspection of Results

(I) The results of primary vaccinations were checked by Vaccinators. They were re-checked personally by the Senior Vaccinator (Suburbs) in 2,049 cases,

The rate of successful vaccination was ... 99.95 per cent.

(II) On checking the vaccinators' work in a number of cases that visited the stations for showing results on the 8th day after vaccination, the result were found satisfactory. Such inspections also ensured that the vaccine lymph used was consistently of good potency.

(III) The results of re-vaccination were checked only in the cases of those who called again to obtain certificates in the International Form.

### Postponement of Primary Vaccination

During the period under review, primary vaccination was postponed in only 11 cases in which valid certificates were received.

### Prosecutions

No prosecutions were launched for failure either to bring infants for vaccination or to present them for inspection 7 days after the operations.

### III Effects from Vaccination

No serious ill-effects due to vaccinations were observed or reported during the year.

### SUPPLY OF MILK TO THE UNDERNOURISHED CHILDREN ATTENDING MUNICIPAL SCHOOLS IN THE SUBURBS

The Milk-in-School Scheme was extended to the Suburban Municipal Schools numbering about 100 with effect from 15th July 1953.

In the rapid survey carried out by the Staff of the City School Health Service in the year 1953, 9,439 pupils out of the total of about 29,000 in the Suburbs were detected undernourished.

To begin with a provision of Rs. 1,00,000 was made under Budget 'D' in 1953-54 for supply of toned milk and the benefit of the scheme was in the first year extended to 3,180 pupils selected from the 9,439 undernourished children.

In the year 1954-55, the provision was increased to Rs. 2,00,000 and the number of pupils served with milk-feed was increased to 6,270 from 9th July 1954.

However, as the Milk Commissioner could not start the supply of the increased quota of toned milk, earlier than 9th July 1954 and Government reduced the rate of toned milk from annas eight a seer to annas six a seer from 6th December 1954, a saving to the extent of about 45,000 was anticipated and the number of undernourished pupils for giving milk-feed was from 3rd January 1955 increased further to 8,880 from 68 schools out of about 120 schools in the Suburbs.

### MEDICAL RELIEF

The Municipal Institutions rendering Medical Relief in the merged area during the year under report were as follows —:

- (1) Khershedji Behramji Bhabha Hospital and Sir Cawasji Jehangir Readymoney Dispensary, ✓  
Bandra.
- (2) Khan Bahadur H. K. Bhabha Hospital and Bai Mithibai Hormusji Wadia Main Dispensary, ✓  
Kurla.
- (3) Shamabai Vithaldas Khimji Municipal Maternity Home, Ghatkopar. ○
- (4) Seth Dwarkadas Tribhuvandas J. P. Municipal Charitable Dispensary and Maternity Home, ○  
Chembur.
- (5) N. J. Wadia Charitable Dispensary, Andheri. ✓
- (6) Bai Yeshodabai Monji Vora Charitable Dispensary, Vile Parle. ✓
- (7) Bai Mithibai Hormusji Wadia Branch Dispensary, Old Kurla. ✓
- (8) Two Mobile Dispensaries of the Peoples' Mobile Hospitals. ✗
- (9) Municipal Free Dispensary at Bhandup. ✓
- (10) Municipal Free Dispensary, Squatters' Colony, Jogeshwari. ✓

Of these, the Medical Institutions at Serial No. 9 and 10 started functioning from 1st November 1954

The need to expand medical relief in the Suburbs is more urgent at present than at any other time before. The speed of development taking place in the Suburban areas and the discontinuance of the practice of charging fees to the patients attending Municipal Medical Institutions in the Suburbs with effect from 1st July 1953 have increased very considerably the attendance at the institutions.

To meet with the growing demand on the institutions attention is concentrated at present on the expansion of the existing institutions by making suitable additions and alterations therein. But this alone is not enough to meet the needs of the Suburban areas and therefore drawing up of a comprehensive scheme for providing adequate Medical Relief in the Suburbs has become inevitable.

## A.—HOSPITALS

The two Bhabha Hospitals in the Suburbs are situated on the Western Side at Bandra on the Eastern side at Kurla respectively. The work done at these institutions is summarised below:—

Particulars		Bhabha Hospital Bandra		Bhabha Hospital Kurla	
<b>(i) Accommodation of beds—</b>					
General male ward	...	...	10	...	13
General female ward	...	...	10	...	...
Maternity ward	...	...	30	...	13
Total No. of beds	...	...	50	...	26
<b>(ii) Attendance—</b>					
Year		Attendance (annual) of in-patients	Daily Average	Attendance	Daily Average
1952	...	15,947	40	13,563	37
1953*	...	18,485	50.6	14,586	40
1954	...	18,613	50.5	14,653	40.1
<b>(iii) Surgical Operations</b>					
1952	...	...	724	...	293
1953	...	...	876	...	144
1954	...	...	965	...	156
<b>(iv) Post Mortem Examination</b>					
1952	...	...	1	...	16
1953@	...	...	...	...	...
1954@	...	...	...	...	...
<b>(v) Other Medico Legal Cases</b>					
1952	...	...	879	...	1,102
1953@	...	...	...	...	...
1954@	...	...	...	...	...
<b>(vi) Court Attendance</b>					
1952	...	...	27	...	29
1953@	...	...	2	...	2
1954@	...	...	..	...	...
@ Note—Discontinuation of the post-mortem and Medico-legal work From					
			1-3-1952	22-4-1953	
<b>(vii) Expenditure—</b>					
Year		Total Cost	Cost per patient	Total Cost	Cost per patient
		Rs. as. ps.	Rs. as. ps.	Rs. as. ps.	Rs. as. ps.
1952	...	1,50,428 0 0	4 2 8	72,606 0 0	2 9 8
1953	...	1,78,453 0 0	4 12 0	89,216 0 0	2 11 3
1954	...	2,23,629 0 0	5 11 0	1,12,851 0 0	2 15 0
<b>(viii) Income on account of fees realised.</b>					
1952	...	...	14,090 13 0	...	7,748 13 0
*1953	...	...	3,625 0 0	...	1,923 0 0
*1954	...	...	...	...	...
* Fees discontinued from 1st July 1953.					



## B.—MATERNITY SERVICES

The maternity service was rendered through four centres and the details of work done thereat are given below :—

Particulars.	Maternity Ward at Khershedji Behramji Bhabha Hospital, Bandra			Maternity Ward at Khan Bahadur H. K. Bhabha Hospital, Kurla.			Municipal Maternity Home at Chembur			Shamabai Vithaldas Khimji Municipal Maternity Home at Rajawadi, Ghatkopar			Total		
	1	2		3		4			5			5			
No. of beds	30			13			12			15			70		
	1952	1953	1954	1952	1953	1954	1952	1953	1954	1952	1953	1954	1952	1953	1954
No. of confinements including primi-parae	2,108	2,361	2,086	1,120	1,041	1,091	148	215	342	503	543	814	3,889	4,116	4,333
Primi-parae	441	399	377	204	244	207	27	44	70	115	127	189	787	814	843
Still-births	75	52	50	32	64	40	2	6	7	8	17	16	17	139	113
<b>Ante-Natal Clinics—</b>															
New Cases	...	...	3,704	...	...	1,862	...	...	495	...	...	1,113	...	...	7,174
Total attendance	...	...	11,339	...	...	5,784	...	...	657	...	...	2,924	...	...	20,704
Daily average	...	...	48.22	...	...	37.1	...	...	6	...	...	1.01	...	...	...
<b>Post Natla Clinics</b>															
New Cases	...	...	789	...	...	177	...	...	3	...	...	74	...	...	1,043
Total attendance	...	...	789	...	...	234	...	...	...	...	...	16	...	...	1,039
Daily average	...	...	2.5	...	...	4.5	...	...	.5	...	...	.08	...	...	...
<b>Family Planning Clinics.</b>															
New Cases	...	...	47	...	...	...	...	...	2	...	...	12	...	...	61
Total attendance	...	...	47	...	...	...	...	...	3	...	...	...	...	...	50
Daily average	...	...	.0	...	...	...	...	...	.0	...	...	.0	...	...	...

It is proposed to start a new Municipal Maternity Home in the compound of the N. J. Wadia Dispensary Ghodbunder Road, Andheri.

## C—DISPENSARIES

In addition to the two dispensaries attached to the above two Hospitals at Bandra and Kurla, there are 6 Municipal Free Dispensaries viz., at Andheri, Vile Parle, Old Kurla and Chembur, Bhandup and Jogeshwari, respectively. Two new Municipal Dispensaries at Jogeshwari and Bhandup were started from 1st November 1954.

Table 7 shows the cases treated at the Municipal Free Dispensaries during the year under report.

Medical relief is also rendered in the villages in the Suburban merged areas through two mobile dispensary units of the Peoples' Mobile Hospitals, one serving the Western side and the other the Eastern side, according to a planned programme.

Two new dispensaries at Rajawadi, Ghatkopar and Kherwadi were started from 1st January 1955 and one dispensary at Versova was started from 1st February 1955. It is proposed to open four more dispensaries at Kalina, Marol, Mankhurd and Chunabhatti (Kurla). One Municipal Mobile Dispensary at Rajawadi, Ghatkopar is also proposed to be started for rendering medical relief in the villages.

## GENERAL REVIEW

Disposal of sullage wastes from the premises into roadside open storm water channels and drains was prohibited by a Public Notice and appropriate actions were taken to prevent nuisance of smell, mosquito breeding, etc., from the channels and drains. Slums and unauthorized old constructions combined with absence of sanitary conveniences in some cases and their inadequacy in others resulted in fouling of open spaces, yards, etc.

The greater portion of the Suburbs is undrained and unsewered. A good many premises have either inadequate, or objectionable or inefficient sanitary conveniences and some have none at all. Statutory actions were, therefore, taken wherever possible to enforce provision of appropriate and adequate sanitary accommodation.

Considerable progress was made in the substitution of basket privies by water closets on full flushing system in the sewered part of H Ward, Bandra, by having recourse to the subvention scheme.

Sanitary conditions in the numerous villages, 'Gaothans' and outlying habitations have been far from satisfactory.

Nothing short of slum-clearance schemes will improve materially the sanitation of such areas. All other available measures and expedients are, however, being adopted towards removing insanitary conditions.

G. N. KOWSHIK  
Deputy Executive Health Officer.

TABLE 1

## BIRTHS BY MONTHS IN 1953 AND 1954

Period.	MONTHS.												Total.
	Jan.	Feb.	March.	April.	May.	June.	July.	Aug.	Sept.	Oct.	Nov.	Dec.	
(1)	(2)	(3)	(4)	(5)	(6)	(7)	(8)	(9)	(10)	(11)	(12)	(13)	(14)
1953	1,607	1,252	1,163	1,324	1,292	1,280	1,433	1,422	1,671	1,734	1,558	2,173	17,923
1954	1,341	1,185	1,251	1,217	1,363	1,291	1,456	1,512	1,796	1,801	2,003	2,345	18,571

TABLE 2]

## DEATHS BY MONTHS—1953 AND 1954

Period.	MONTHS.												Total.
	Jan.	Feb.	March.	April.	May.	June.	July.	Aug.	Sept.	Oct.	Nov.	Dec.	
(1)	(2)	(3)	(4)	(5)	(6)	(7)	(8)	(9)	(10)	(11)	(12)	(13)	(14)
1953	546	482	460	478	448	452	623	670	629	663	531	546	6,528
1954	467	457	514	504	519	516	628	632	512	420	512	454	6,145

TABLE 3

## Municipal Maternity Homes

The accommodation and the admission in each home during 1954

Name of the Maternity Home	No. of cases admitted	No. of Beds.
(1) K. B. Bhabha Hospital Bandra	2,086	30
(2) K. B. Bhabha Hospital, Kurla	1,523	13
(3) Municipal Maternity Home, Chembur	367	12
(4) S. V. K. Municipal Maternity Home, Ghatkopar	1,113	15
Total	5,089	70

TABLE 4

## INFANT MORTALITY FROM PRINCIPAL CAUSES FROM (1951-54)

Cause of Death.	1951	1952	1953	1954
Poliomyelitis	3	2	1	2
Small-pox	11	3	3	4
Measles	13	1	3	3
Malarial Fever	...	1	...	...
Ague and Remittent Fever and Fever not defined	20	17	17	10
Diarrhoea and Enteritis	117	123	99	89
Dysentery	1	9	13	6
Infantile Debility and Malformation including premature births	838	1,026	980	907
Diseases of Respiratory system	329	343	445	484
Convulsions	48	49	33	12
All Causes	1,567	1,721	1,780	1,648
Total	2,947	3,295	3,374	3,165

**TABLE 5**  
**Infant Deaths from principal causes by age groups Expressed as Percentages of the Total Infant Deaths**

Age-Period.	Small-pox.	Measles.	Malarial fever.	Ague and Remittent Fever and fever, not defined.	Diar-rhoea and Enteritis.	Dysen-tery.	Infantile Debility and Malforma-tion, including premature births.	Diseases of the Respira-tory system.	Convul-sions.	Polio-myelitis.	Other causes.	All causes.
Under 7 days	0.0	0.0	0.0	0.7	0.8	0.0	91.0	3.7	0.3	0.0	3.5	100.0
1 to 4 weeks ...	0.0	0.0	0.0	0.6	4.0	0.0	71.3	14.9	1.2	0.0	8.0	100.0
4 weeks to 6 months.	0.8	0.0	0.0	0.0	8.5	0.3	26.1	54.4	1.1	0.0	8.8	100.0
6 to 12 months	0.3	0.8	0.0	1.1	10.9	1.3	11.7	58.6	0.5	0.5	14.3	100.0
Total percent-age for all ages upto 1 year.	0.2	0.2	0.0	0.6	5.4	0.4	55.0	29.4	0.7	0.1	8.0	100.0

**TABLE 6**  
**Deaths among Infants from Principal Causes by age periods**

Age period.	Small-pox.	Measles.	Malarial fever.	Ague and Remittent Fever and fever, not defined.	Diar-rhoea and Enteritis.	Dysen-tery.	Infantile Debility and Malforma-tion and premature birth.	Diseases of Respira-tory system.	Convul-sions.	Polio-myelitis.	All causes.	Percent age to the total in-ant de this.
Under 7 days.	...	...	...	4	5	...	537	22	2	...	590	35.8
1 to 4 weeks ...	...	...	...	2	13	...	234	49	4	...	328	19.9
Total under 4 weeks.	...	...	...	6	18	...	771	71	6	...	918	55.7
4 weeks to 6 months.	3	...	...	...	30	1	92	192	4	...	353	21.4
6 to 12 months.	1	3	...	4	41	5	44	221	2	2	377	22.9
Total ...	4	3	...	10	89	6	907	484	12	2	1,648	100.0

**TABLE 7**

Number of new cases treated and total attendances at the Municipal Free Dispensaries in Suburbs during the year 1954:—

Serial No.	Name of the Dispensary.	No. of cases treated	Total attendances
1	Sir Cowasji Jahangir Read-money Dispensary Waterfield Road, Bandra	33,420	1,79,298
2	Yeshodabai Monji Vora Dispensary, Vile Parle	7,896	31,726
3	N. J. Wadia Dispensary, Andheri	38,878	1,03,064
4	Municipal Free Dispensary at Squatters' Colony, Jogeshwari	1,758	10,039
5	Bai M thibai Hormusjee Wadia Main Dispensary, Kurla	33,491	1,83,043
6	Bai M thibai Hormusjee Wadia Branch Dispensary, Old Kurla	16,002	45,357
7	Seth Dwarikadas Tribhuvandas J. P. Municipal Dispensary, Chembur	17,861	85,109
8	Municipal Free Dispensary, Bhandup	1,836	7,406
<b>People's Mobile Hospitals</b>			
9	I Unit	12,625	40,302
10	II Unit	12,875	28,276
		<u>1,76,642</u>	<u>7,13,620</u>

Nos. 4 and 8 are new dispensaries started functioning from I-II-1954.

TABLE 8

ATTENDANCE AT ALL THE MUNICIPAL GENERAL FREE DISPENSARIES IN SUBURBS DURING 1954

Description of diseases.	Jan.	Feb.	March	April	May	June	July	Aug.	Sept.	Oct.	Nov.	Dec.	Total.
Measles ...			...	...	2	...	...	...	...	...	...	...	2
Whooping Cough	5		16	20	6	17	7	21	15	25	109	43	284
Dengue ...	...	...	...	...	...	...	...	...	...	...	...	...	...
Influenza ...	...	...	...	...	...	...	...	...	...	...	...	...	...
Dysentery ...	241	258	440	459	455	374	419	392	263	303	361	281	4,246
Diarrhoea ...	789	816	1,050	1,067	1,223	1,323	1,381	1,494	924	995	1,654	1,322	14,029
Malarial Fever ...	45	24	13	...	...	...	...	...	...	...	1	1	84
Fever not defined	1,616	1,405	1,857	1,613	1,739	2,020	2,315	2,468	1,469	2,138	2,325	1,981	22,946
Bronchitis and Asthma ...	748	901	667	921	1,119	1,144	1,181	1,216	846	854	1,502	1,420	12,519
Pneumonia ...	23	73	128	130	49	105	64	77	35	77	101	78	940
Diseases of Teeth	267	231	296	348	407	285	271	290	284	331	412	372	3,794
Ophthalmia ...	285	287	365	485	511	399	303	282	259	303	410	278	4,164
Corneal Ulcer ...	9	19	52	97	2	97	...	63	84	113	110	149	795
Ringworm ...	125	130	228	255	271	203	165	234	206	291	240	281	2,629
Scabies ...	267	335	471	347	333	441	265	478	416	396	496	527	4,842
Round Worms...	321	452	693	443	483	405	399	417	393	435	680	532	5,584
All other diseases and injuries ...	6,851	7,032	7,839	8,113	8,852	8,623	9,882	8,601	7,805	8,272	9,161	8,753	99,784
<b>Total-New cases</b>	<b>1,553</b>	<b>11,900</b>	<b>14,025</b>	<b>14,298</b>	<b>15,502</b>	<b>15,436</b>	<b>16,652</b>	<b>16,053</b>	<b>12,999</b>	<b>14,534</b>	<b>17,562</b>	<b>16,038</b>	<b>1,76,642</b>

TABLE 9

METEOROLOGICAL DATA OF SANTA CRUZ OBSERVATORY FOR THE YEAR 1954

Latitude: 19°05' N

Longitude 72°35' E

MONTHS 1954	WIND		TEMPERATURE							HUMIDITY		RAIN FALL				
	Mean Direction		Mean Velocity in miles per hour	Mean Maximum temperature	Departure from normal	Highest in Month	Mean minimum temperature	Departure from normal	Lowest in month	Hrs. 0830	Departure from Normal	Total rain fall in month (Inches)	Departure from Normal	Highest fall in 24 Hours Inches	Date	No. of rainy days
	0830 hrs	1730 hrs														
January ...	N77E	N41W	5.6	85.3	+ 2.1	95	69.2	+ 0.6	54	57	- 8	0.02	- 0.12	0.02	8	Nil
February ...	N72E	N37W	4.8	89.2	+ 4.3	97	64.4	+ 4.1	54	64	+ 2	0.37	+ 0.29	0.35	4	1
March ...	N19E	N52W	6.0	93.4	+ 5.3	103	69.5	+ 3.4	61	57	- 13	0.00	- 0.05	...	...	...
April ...	N22E	N51W	7.4	92.3	+ 2.6	104	73.4	+ 1.0	67	69	- 1	0.05	+ 0.02	0.05	26	...
May ...	N75W	N77W	6.7	90.8	+ 0.5	95	79.1	+ 1.9	74	72	0	0.01	- 0.64	0.01	27	...
June ...	S35W	S64W	8.2	88.8	+ 0.3	96	78.7	+ 0.1	72	82	+ 5	16.04	- 3.02	3.32	20	16
July ...	S55W	S75W	9.5	84.4	- 1.1	88	76.6	- 0.1	73	89	+ 8	49.89	+ 25.62	8.83	2	26
August ...	S47W	S74W	8.4	84.7	+ 0.1	88	76.6	+ 1.4	74	87	+ 5	33.46	+ 20.07	10.08	7	22
September ...	S73E	N83W	8.0	83.9	- 1.6	87	73.6	- 0.5	73	88	+ 3	36.22	+ 23.83	5.23	2	19
October ...	N67E	N46W	4.3	90.5	+ 1.2	95	70.7	- 1.0	63	71	+ 11	1.42	- 1.12	0.94	20	2
November ...	N55E	N48W	4.5	91.7	+ 1.6	94	64.9	- 0.7	61	55	- 5	...	- 0.53	...	...	...
December ...	S43E	N36W	4.6	83.4	+ 0.4	94	62.4	+ 2.2	56	64	- 1	0.36	+ 0.28	0.36	16	1

\* Days on which cents or more of rain was recorded.

TABLE 10

*Statutory actions under the B.M. C. Act—1954.*

Total No. of notices served	...	...	...	3,537
Number complied with	...	...	...	2,167
Notices withdrawn	...	...	...	19
Number pending (disputed or not served)	...	...	...	510
Number cancelled	...	...	...	10
Number of notices issued in 1954.	...	...	...	3,557

TABLE 11

*'FIELD WORK' DONE IN THE SUBURBS BY THE HEALTH VISITOR OF THE LEPROSY CLINIC.*

(1) (a) Patients who ceased attending but visited	...	...	...	119
(b) Patients who were persuaded to resume treatment	...	...	...	22
(2) Contacts examined in Homes	...	...	...	57
(3) Contacts brought to the clinic for examination	...	...	...	29
(4) Leprosy patients discovered by examination of contacts	...	...	...	7
(5) Visits to the Homes of patients—	...	...	...	137
a) First	...	...	...	985
b) Subsequent	...	...	...	286
(6) Talks on leprosy given	...	...	...	Nil
(7) Homes wherein isolation was arranged	...	...	...	Nil

TABLE 12

*FOOD STUFFS EXAMINED CHEMICALLY AT THE MUNICIPAL IN 1954.*

Description of samples.	Total Number received.	Number found adulterated.
(1)	(2)	(3)
Milk	693	230
Ghee	84	1
Butter	13	4
Vegetable Product	1	...
Tea and Tea Dust	12	3
Chili Powder	5	2
Chikki	33	...
Oils	251	23
Prepared Tea	72	7
Miscellaneous	7	3
Total	1,171	273

TABLE 13

*Prosecutions under the Bombay Municipal Corporation Act and the Bombay Prevention of Adulteration Act in 1954.*

	Under Bombay Municipal Corporation Act.	Under Bombay Prevention of Adulteration Act.
(1) Number of Cases outstanding as on 1st January 1954	513	405
(2) Number of Cases filed during the year	1423	309
Total Cases	1936	714
Less—		
(1) Number of cases disposed off during the year	1321	533
(2) Number of cases in which proceedings were abated during the year	5	...
(3) Number of cases outstanding as on 1st January 1955	610	281
Total amount of fines inflicted	Rs. 9,723	Rs. 2369



TABLE 151

*Small-pox attacks and deaths by months from 1951 to 1954.*

year	January	February	March	April	May	June	July	August	September	October	November	December	Total	Death rate.	Fatality rate.	Remarks.
1951																
Attacks ...	A 45	80	76	45	41	9	2	4	...	...	1	1	302	0.1	21.8	Sporadic.
Deaths ...	D 12	13	24	5	6	2	1	2	...	...	1	...	66			
1952																
Attacks ...	A 12	12	9	12	2	3	2	...	...	...	1	1	54	0.0	25.9	Do.
Deaths ...	D 3	4	3	2	...	2	...	...	...	...	...	...	14			
1953																
Attacks ...	A 6	6	10	10	7	5	1	...	...	...	2	2	49	0.0	28.6	Do.
Deaths ...	D 4	2	1	3	2	1	...	...	...	...	...	1	14			
1954																
Attacks ...	A 4	9	13	12	8	1	3	1	...	...	1	1	53	0.0	22.6	Do.
Deaths ...	D 1	4	2	3	2	...	...	...	...	...	...	...	12			

TABLE 16

## Deaths due to Tuberculosis by Sex and Type of Disease

	Total Deaths.			Death Rate
	Male	Female	Total	
Pulmonary ... ..	127	63	190	0.4
Other T. B. ... ..	38	43	81	0.1
All forms ... ..	165	106	271	0.5

TABLE 17

## Enforcement of Sanitation—1954.

	No. of Inspections, etc. by	
	Medical Officers of Health	Medical Assistants, San. Inspectors and Sub inspectors
<i>A.—Nature of Inspections or premises visited—</i>		
(1) Dwelling Houses ... ..	972	6,070
(2) Milch cattle stables ... ..	299	1,622
(3) Other stables ... ..	56	153
(4) Dairies and Milk Shops ... ..	371	1,332
(5) Eating Houses ... ..	671	2,313
(6) Other premises where food is sold ... ..	272	697
(7) Aerated water works ... ..	12	28
(8) Other workshops and Factories ... ..	352	2,080
(9) Accumulations of refuse ... ..	72	502
(10) Building works ... ..	2	14
(11) Drains and Fittings ... ..	169	557
(12) Other Inspections and Inquiries ... ..	658	2,368
(13) Markets ... ..	12	56
Total No. of Inspections ... ..	3,844	18,782
<i>B.—Works, etc., completed—</i>		
(1) <i>Dwellings—</i>		
(a) Limewashed ... ..	51	131
(b) Water supply provided ... ..	...	...
(c) Cleaned and Refuse removed ... ..	93	482
(d) Insanitary Dwellings evacuated ... ..	170	700
(2) <i>Stables—</i>		
(a) Paved and Drained ... ..	7	23
(b) Cleaned and Refuse Removed ... ..	17	118
(c) Licence cancelled ... ..	...	...
(3) <i>Eating Houses, Dairies, etc.—</i>		
(a) Regulations enforced ... ..	240	357
(b) Licenses cancelled ... ..	...	...
(4) <i>Factories and Workshops—</i>		
(a) Limewashing, etc., carried out ... ..	18	62
(5) Drains, etc., repaired ... ..	199	346
(6) Privies abolished ... ..	...	...
(7) New Water-closets provided ... ..	31	56
(8) Accumulation of refuse removed ... ..	7	89
(9) Other works completed ... ..	304	589
Total sanitary work completed ... ..	3,002	2,399



TABLE 18

## Mortality by Age Groups in 1952 '53, and 1954

Age Period	1952		1953		1954			Percentage of total mortality.
	Deaths.	Percentage of total mortality.	Deaths.	Percentage of Total mortality.	DEATHS			
					Male (a)	Female (b)	Persons (a)+(b)	
Under 1 year ...	1,721	28.6	1,780	27.3	883	765	1,648	26.8
1 to 5 years ...	1,281	21.3	1,392	21.3	623	684	1,307	21.3
5 to 10 years ...	234	3.9	273	4.2	113	129	242	3.9
10 to 15 years ...	102	1.7	100	1.5	53	37	90	1.5
15 to 20 years ...	113	1.9	137	2.1	64	61	125	2.0
20 to 30 years ...	450	7.5	483	7.4	235	217	452	7.4
30 to 40 years ...	365	6.1	400	6.1	236	154	390	6.3
40 to 50 years ...	347	5.8	381	5.8	256	159	415	6.8
50 to 60 years ...	408	6.8	423	6.5	264	115	379	6.2
60 years and above	984	16.4	1,159	17.8	593	504	1,097	17.8
Total ...	6,005	100.0	6,528	100.0	3,320	2,825	6,145	100.0

TABLE 19

## Deaths and death rates from Epidemic and principal causes

Causes of Death.	1953		1954	
	Deaths	Death-rate	Deaths	Death-rate
<i>Principal Epidemic Diseases.</i>				
Small-pox ...	14	0.0	12	0.0
Measles ...	20	0.0	23	0.0
Plague ...	...	...	...	...
Enteric Fever ...	58	0.1	42	0.1
Malarial Fever ...	10	0.0	9	0.0
Ague and Remittent Fever ...	2	0.0	1	0.0
Influenza ...	2	0.0	1	0.0
Cholera ...	7	0.0	...	...
Dysentery ...	108	0.2	62	0.1
Diphtheria ...	22	0.0	34	0.1
<i>Other Principal Diseases.</i>				
Tuberculosis ...	248	0.5	271	0.5
Cerebro-Spinal Fever ...	...	...	...	...
Diseases of the Nervous System ...	141	0.3	151	0.3
Diseases of the Respiratory System ...	1,553	3.0	1,603	3.1
Diarrhoea and Enteritis ...	269	0.5	250	0.5
Puerperal State ...	27	0.1	17	0.0
Congenital Debility and Diseases of early Infancy ...	1,021	2.0	940	1.8
Old Age ...	783	1.5	653	1.3
Leprosy ...	2	0.0	3	0.0
Violence ...	270	0.5	332	0.7
Other Causes ...	1,971	4.1	1,741	3.5
Total ...	6,528	12.8	6,145	12.0

TABLE 20

## Certification of Cause of Death in 1954.

Year	Total Deaths.	Verified by District Registrars	Medical officers of Hospitals	Private Medical Practitioners	Hakims and Vaidyas	Commissioner of Police	Coroner of Bombay	Total	Percentage of Total Certificates received to the Total Mortality
1954	6,145	3,802	990	904	7	5	437	2,343	38.1

TABLE 21

The number of children born in and out of Bombay who died before completing twelve Months of age in 1954:—

	Born in Bombay Suburbs.		Born out of Bombay.	Deaths under 1 year of age.
	Births Registered.			
	Before death.	After death.		
Total	906	567	175	1,648
Percentage	55.0	34.4	10.6	100.0

TABLE 22

## Deaths in Puerperal state:—

No.	Specific Cause of Death.	Number of Deaths.
1	Ante-partum Haemorrhage	1
2	Post-partum Haemorrhage	6
3	Toxaemias (Eclampsia, Hyperemesis Gravidarum, Acute Yellow Atrophy Albuminuria)	5
4	Puerperal Sepsis (Septraemia, Septicaemia, Phlegmiasis, Albololens, Coli Infection, etc.)	5
5	Embolism	...
6	Shock during or immediately after delivery	...
7	Anaemia of Pregnancy	...
8	Malaria	...
9	Influenza, Pneumonia	...
10	T. B.	...
	Complications of Pregnancy	
11	Heart Disease	...
12	Operative Interference	...
13	Ruptured Uterus	...
14	Breast Disease	...
15	Puerperal Insanity	...
16	Other Causes	...
	Total	17

TABLE 23

## Reported Enteric Fever cases by months in 1954.

Disease	MONTHS.												Total.
	Jan.	Feb.	March.	April.	May.	June.	July.	Aug.	Sept.	Oct.	Nov.	Dec.	
Enteric Fever	16	14	21	19	32	40	38	49	60	26	45	37	397

TABLE 24

## Particulars relating to Enteric Fever Since 1951.

Year.	Attacks.	Deaths.	Fatality Rate.	Death Rate.	Hospitalisation.	Cases notified by Medical Practitioners.	Inoculations.	Attack Rate.
1951	277	48	17.3	0.1	210	67	12,229	0.5
1952	298	53	17.8	0.1	233	65	20,115	0.6
1953	359	58	16.2	0.1	350	9	13,596	0.7
1954	397	42	10.6	0.1	395	2	22,501	0.8

TABLE 25

## Reported Diphtheria cases by months in 1954.

Disease	MONTHS.												Total.
	Jan.	Feb.	March.	April.	May	June.	July.	Aug.	Sept.	Oct.	Nov.	Dec.	
Diphtheria.	23	11	17	5	13	14	35	29	23	21	42	44	277

TABLE 26

## Births by Sex in 1954.

Serial No. of Sec- tions.	Name of Section. [B.—Suburbs]	No. of Births Registered.			No. of Births per 1,000 of population of 1951 CENSUS	Deaths under one year per 1,000 of Births.
		Males.	Females.	Total.		
1	Slaughter House, Bunder wadi and Bazar, Bandra ... ..	301	298	599	37.6	56.8
2	Colwad and Bandra Hill ... ..	202	189	391	18.3	61.4
3	Palli Hill, Sherli and Chimbai ... ..	186	172	358	30.6	47.5
4	Danda ... ..	170	166	336	35.6	83.3
5	Khar Scheme and Chamdawalaki Wadi ... ..	448	464	912	37.0	55.9
6	Khar and Pali ... ..	257	253	510	35.9	58.8
7	Hill Road and Turner Road ... ..	286	230	516	35.5	63.9
8	Santacruz West ... ..	130	183	313	32.2	111.8
9	Santacruz Central ... ..	249	260	509	36.6	68.8
10	Santacruz East ... ..	605	544	1,149	37.6	104.4
11	Vile Parle East ... ..	639	596	1,235	39.3	85.8
12	Vile-Parle West ... ..	320	292	612	32.0	101.3
13	Andheri East ... ..	689	627	1,316	46.1	82.1
14	Andheri West ... ..	255	242	498	18.0	60.2
15	Jogeshwari East ... ..	250	227	477	153.8	18.9
16	Jogeshwari West ... ..	22	29	51	5.5	196.1
17	Versova ... ..	229	209	438	41.9	47.9
18	Madh ... ..	47	30	77	18.4	13.0
19	Juhu ... ..	85	93	179	26.0	78.2
20	New Mill ... ..	509	498	1,007	36.8	124.1
21	Station and Taki ... ..	329	325	654	35.1	120.5
22	Swadeshi Mill, Churne Bhatti, Khajuri Bhatti and Kasaiwada ... ..	335	321	656	35.3	106.7
23	Bazar, Church, Hall Nawpada and 7 villages ... ..	358	353	711	19.1	102.7
24	Chembur Proper ... ..	649	567	1,116	59.0	119.2
25	11 Villages—Mahul, Trombay, Govandi Vadvali, Borla, Mankhurd, Mandala etc., ... ..	380	362	742	35.3	99.7
26	Chatkopar ... ..	450	438	838	18.0	128.4
27	Kirol ... ..	297	244	541	250.7	93.0
28	Panjarapole ... ..	485	436	921	611.6	110.7
29	Vikroli ... ..	123	113	241	166.0	70.5
30	Ehandup ... ..	285	323	603	38.5	64.1
	Total ... ..	9,437	9,084	18,571	36.4	88.7

TABLE 27

Births by Months and Sections in 1954

Serial No. of Sections (B.—SUBURBS)	Name of Section.	January.	February	March.	April	May	June	July	August	September	October	November	December	Total
1	Slaughter House, Bunder Wadi and Bazar, Bandra	47	33	41	35	47	49	44	51	43	67	78	64	599
2	Colwadi and Bandra Hill	20	23	24	21	30	34	41	43	43	41	33	38	391
3	Palli Hill, Sheria and Chimbai	30	16	24	19	36	31	24	30	27	33	43	45	338
4	Danda	18	22	25	19	21	26	28	32	40	27	42	36	336
5	Khar Scheme and Chamdawalaki Wadi	36	75	56	59	55	57	71	77	82	103	116	125	912
6	Khar and Pali	31	32	35	35	42	46	49	44	52	38	44	62	510
7	Hill Road and Turner Road	43	41	42	29	31	30	40	53	52	53	53	49	516
8	Santacruz West	29	23	21	20	25	20	28	25	34	18	41	29	313
9	Santacruz Central	30	31	30	38	35	46	33	35	66	42	49	74	509
10	Santacruz East	87	70	75	51	78	98	93	86	110	149	114	138	1,149
11	Vile-Parle East	93	82	52	97	97	74	95	98	129	106	177	134	1,235
12	Vile-Parle West	61	26	31	46	53	36	46	54	57	77	68	57	612
13	Andheri East	94	74	77	109	97	94	121	119	138	131	137	125	1,316
14	Andheri West	56	50	34	8	14	5	28	49	60	44	64	86	498
15	Jogeshwari East	40	44	39	32	29	18	35	33	50	45	69	43	477
16	Jogeshwari West	9	2	1	1	2	7	6	1	2	4	12	4	51
17	Versova	43	34	42	27	49	39	28	38	42	33	16	47	438
18	Madh	9	11	4	...	7	9	1	14	9	10	...	3	77
19	Juhu	13	11	8	13	12	16	9	23	16	17	21	20	179
20	New Mill	56	35	82	70	73	68	82	74	93	116	85	173	1,077
21	Station and Takia	31	33	45	61	59	41	48	24	75	73	53	121	664
22	Swadeshi Mill, Chuna Bhatti, Khajuri Bhatti and Kisiwada.	54	38	36	43	50	28	75	38	60	67	82	85	656
23	Bazar, Church, Hall Nawpada and 7 villages.	49	45	70	62	65	60	61	32	41	53	71	102	711
24	Chembur Proper	83	75	81	55	85	86	84	88	81	111	105	182	1,116
25	11 villages—Mahul, Trombay, G. vandi, Vadvali, Borla, Marakhurd, Mandala, etc.	61	50	56	52	53	53	51	61	61	62	95	87	742
26	Ghatkopar	61	80	66	57	52	56	73	80	80	76	85	122	888
27	Kiroli	36	36	38	26	38	43	40	42	63	31	70	78	541
28	Panisarapole	59	47	65	65	68	64	70	90	89	102	87	115	921
29	Vikroji	15	18	14	18	20	21	22	16	24	18	24	31	241
30	Bhandup	47	28	37	49	40	36	39	62	77	54	69	70	618
	Total	1,341	1,185	1,251	1,217	1,363	1,231	1,465	1,512	1,796	1,801	2,003	2,345	18,571

TABLE 28

Table showing cases of notifiable Diseases reported during the year 1954

Serial No.	Name of Section.	Cholera.	Small-pox	Plague.	Enteric Fever.	Diphtheria	Typhus	Relapsing Fever.	Kala Azar.	Puerperal Fever.	Tuberculosis.	Leprosy.	Influenza Pneumonia	Cerebro Spinal Meningitis	Scarlet Fever.	Acute-Anterior Pol.omyelitis	Total.
1	Slaughter House, Bunder Wadi and Bazar, Bandra	...	1	...	5	22	...	...	...	...	60	...	...	...	...	...	88
2	Colwad and Bandra Hill	...	2	...	13	11	...	...	...	...	31	1	...	...	...	...	58
3	Pali Hill, Sherli and Chimbai	...	...	...	10	10	...	...	...	...	19	...	...	...	...	...	39
4	Danda	...	1	...	4	3	...	...	...	...	24	...	...	...	...	...	32
5	Khar Scheme and Chamdawalaki Wadi	...	3	...	15	6	...	...	...	...	32	...	...	...	...	3	59
6	Khar and Pali	...	1	...	7	4	...	...	...	...	8	...	...	...	...	...	20
7	Hill Road and Turner Road	...	2	...	5	12	...	...	...	...	46	...	...	...	...	...	65
8	Santacruz West	...	5	...	26	19	...	...	...	...	23	...	...	...	...	3	76
9	Santacruz Central	...	...	...	3	3	1	...	...	...	22	...	...	...	...	1	30
10	Santacruz East	...	4	...	24	20	...	...	...	...	42	...	...	...	...	3	93
11	Vile-Parle East	...	2	...	29	13	...	...	...	...	38	...	...	...	...	4	86
12	Vile-Parle West	...	...	...	4	10	...	...	...	...	27	...	...	...	...	...	41
13	Andheri East	...	1	...	37	16	...	...	...	...	38	...	...	...	...	1	93
14	Andheri West	...	2	...	15	21	...	...	...	...	28	...	...	...	...	7	73
15	Jogeshwari East	...	...	...	10	2	...	...	...	...	25	...	...	...	...	...	37
16	Jogeshwari West	...	...	...	8	4	1	...	...	...	18	...	...	...	...	...	31
17	Versova	...	...	...	1	1	...	...	...	...	5	...	...	...	...	...	7
18	Madh	...	...	...	...	...	...	...	...	...	...	...	...	...	...	...	...
19	Juhu	...	...	...	...	...	...	...	...	...	8	...	...	...	...	...	8
20	New Mill	...	...	...	17	21	...	...	...	...	41	1	...	1	...	1	82
21	Station and Takia	...	2	...	5	10	...	...	...	...	38	...	...	...	...	...	55
22	Swadeshi Mill, Chuna Bhatti, Khajuri Bhatti and Kasaiwada.	...	6	...	14	6	...	...	...	...	14	2	...	...	...	1	43
23	Bazar, Church, Hall, Nawpada and 7 Villages	...	3	...	20	7	...	...	...	...	31	1	...	...	...	2	64
24	Chembur Proper	...	...	...	25	20	...	...	...	...	33	...	...	...	...	4	82
25	11 Villages—Mahul, Trombay, Gavandi, Vadvali, Borala, Mankhurd, Mandala, etc.	...	3	...	33	10	...	...	...	...	21	...	...	...	...	2	69
26	Ghatkopar	...	12	...	50	21	...	...	...	...	32	...	...	...	...	2	117
27	Kiroli	...	...	...	1	...	...	...	...	...	...	...	...	...	...	...	1
28	Pa-jarapole	...	...	...	...	...	...	...	...	...	2	...	...	...	...	...	2
29	Vikroli	...	...	...	1	3	...	...	...	...	4	...	...	...	...	...	8
30	Bhandup	...	3	...	15	2	...	...	...	...	9	...	...	...	...	1	30
	Total	...	53	...	397	277	2	...	...	...	719	5	...	1	...	35	1489
	No. of cases during the year 1953	24	49	...	359	196	12	...	...	2	320	4	1	...	...	12	979

TABLE 29

## Infant Mortality by Sections and months 1954

Serial No. of Sections.	Name of Sections.	January.	February.	March.	April.	May.	June.	July.	August.	September.	October.	November.	December.	Total.
1	Slaughter House, Bunder Wadi and Bazar, Bandra ...	1	4	...	3	4	5	2	4	3	3	1	4	34
2	Colwad and Bandra Hill ...	...	...	2	1	4	1	6	2	3	...	1	3	24
3	Palli Hill, Sherli and Chimbai ...	...	1	1	...	2	3	4	...	4	1	...	1	17
4	Danda ...	1	...	1	...	4	2	3	3	4	1	5	4	35
5	Khar Scheme and Chamdawalaki Wadi ...	3	7	4	1	4	9	7	4	7	2	2	1	51
6	Khar and Pali ...	2	1	2	2	2	4	...	...	1	3	8	5	30
7	Hill Road and Turner Road ...	...	2	3	2	...	9	3	7	4	...	3	...	33
8	Santacruz, West ...	2	1	5	5	2	4	3	4	4	...	2	3	35
9	Santacruz, Central ...	2	2	7	3	...	3	6	2	2	4	2	2	35
10	Santacruz, East ...	5	10	7	7	11	13	9	18	13	6	10	11	120
11	Vile-Parle, East ...	4	9	3	10	12	10	12	7	11	9	11	8	106
12	Vile-Parle, West ...	...	2	6	4	6	7	9	10	9	7	3	4	62
13	Andheri, East ...	9	7	5	8	12	13	13	14	7	8	7	5	108
14	Andheri, West ...	2	...	...	1	3	1	2	4	7	8	5	2	30
15	Jogeshwari East ...	3	...	1	...	...	...	...	1	...	...	3	1	9
16	Jogeshwari, West ...	...	1	2	...	2	...	3	...	...	1	1	...	10
17	Versova ...	...	3	1	...	2	1	1	6	...	2	2	3	21
18	Madh ...	...	1	...	2	...	...	2	3	2	...	1	2	14
19	Juhu ...	...	...	2	2	...	...	2	3	2	...	1	...	14
20	New Mill ...	8	8	7	17	10	13	12	13	8	8	11	10	125
21	Station and Takia ...	2	1	3	9	8	7	8	16	10	7	6	3	80
22	Swadeshi Mi Ji Chuna Bhatti, Khajuri Bhatti and Kasaiwada ...	6	6	3	5	7	7	12	11	6	5	9	3	70
23	Bazar Church, Hall, Nawpada and 7 Villages ...	4	6	5	1	3	6	13	9	3	4	9	10	73
24	Chembur Proper ...	10	10	14	9	10	8	17	10	13	10	12	10	133
25	11 Villages—Mahul, Trombay, Cavandi, Vadavli, Borla, Mankhurd, Mandala, etc. ...	4	4	9	6	8	7	5	7	8	2	10	4	74
26	Ghatkopar ...	11	5	5	5	10	9	15	17	15	7	6	9	114
27	Kirol ...	3	4	6	5	2	4	5	3	6	7	5	3	53
28	Fanjarapole ...	5	4	7	2	8	11	15	11	9	11	7	12	102
29	Vikroli ...	3	1	1	...	2	...	3	3	1	...	1	2	17
30	Bhandup ...	2	2	3	1	3	1	5	5	...	4	7	6	39
	Total ...	92	103	115	109	136	153	195	194	155	115	150	131	1,648

TABLE 30  
DEATHS BY AGES AND MONTHS

	January.	February	March	April.	May.	June.	July.	August.	September	October.	November	December.	Total
Within 24 Hours	7	15	15	9	18	16	19	29	25	20	24	14	211
1 to 7 days	29	22	21	19	27	30	42	50	42	27	37	33	379
1 to 4 weeks	22	13	17	21	20	21	34	45	29	29	40	37	328
4 weeks to 3 months	12	20	17	11	15	21	15	14	14	11	12	16	178
3 months to 6 months	11	12	18	20	13	14	27	22	13	4	8	13	175
6 months to 12 months	11	21	27	29	43	51	58	34	32	24	29	18	377
1 to 2 years	32	47	58	58	40	41	75	52	38	30	36	31	538
2 to 5 years	63	57	78	71	69	84	94	65	55	38	47	48	769
5 to 10 years	22	21	20	31	19	28	18	25	20	9	15	14	242
10 to 15 years	3	5	5	11	11	9	4	13	7	10	7	5	90
15 to 20 years	8	6	12	14	12	7	12	15	10	13	9	5	125
20 to 30 years	46	40	36	30	30	36	39	51	35	31	45	33	452
30 to 40 years	39	23	27	34	33	22	40	35	36	37	33	31	390
40 to 50 years	37	35	44	29	40	29	24	41	37	29	37	33	415
50 to 60 years	35	29	42	32	29	28	27	32	32	28	33	32	379
60 and over	90	89	77	85	100	79	100	109	87	90	100	91	1097
Ages Unspecified	...	...	...	...	...	...	...	...	...	...	...	...	...
All Ages	467	457	514	504	519	516	628	632	512	430	512	454	6,145

TABLE 31

## Deaths among Infants by Causes, Months and Ages

Causes of Deaths.	Total.	MONTHS.												AGES.			
		Jan.	Feb.	Mar.	April	May	June	July	Aug.	Sept.	Oct.	Nov.	Dec.	Under 1 week.	1 to 4 weeks.	4 weeks to 6 months.	6 to 12 months.
36 Poliomyelitis ...	2	...	...	...	...	1	...	1	...	...	...	...	...	...	...	...	2
28a Malaria ...	...	...	...	...	...	...	...	...	...	...	...	...	...	...	...	...	...
28b Ague and Remittent Fever.	...	...	...	...	...	...	...	...	...	...	...	...	...	...	...	...	...
34 Small-pox ...	4	...	2	...	2	...	...	...	...	...	...	...	...	...	...	3	1
35 Measles ...	3	...	...	1	1	1	...	...	...	...	...	...	...	...	...	...	3
8 Scarlet Fever ...	...	...	...	...	...	...	...	...	...	...	...	...	...	...	...	...	...
9 Whooping Cough.	1	...	...	...	...	...	...	...	...	...	...	...	1	...	...	...	1
10 Diphtheria ...	9	1	...	...	...	...	...	2	...	3	1	1	...	...	...	2	7
33 Influenza ...	...	...	...	...	...	...	...	...	...	...	...	...	...	...	...	...	...
4 Cholera ...	...	...	...	...	...	...	...	...	...	...	...	...	...	...	...	...	...
27 Dysentery ...	6	...	1	1	...	2	...	1	1	...	...	...	...	...	...	1	5
3 Plague ...	...	...	...	...	...	...	...	...	...	...	...	...	...	...	...	...	...
6 Cerebro-Spinal Fever	...	...	...	...	...	...	...	...	...	...	...	...	...	...	...	...	...
13 Tuberculosis of Respiratory system ...	4	...	1	...	...	2	...	1	...	...	...	...	...	...	...	...	4
14-22 Other Tuberculous Diseases	7	...	1	1	...	...	1	2	1	...	...	...	1	...	...	1	6
30 Syphilis ...	4	1	1	...	1	...	...	...	...	...	...	1	...	1	2	1	...
70 Rickets ...	9	...	1	1	1	1	1	...	2	1	1	...	...	...	...	4	5
86 Convulsions ...	12	...	...	3	...	1	...	1	1	3	3	...	...	2	4	4	2
106 Bronchitis ...	7	2	...	...	...	1	...	...	...	...	1	1	2	...	2	2	3
107-109 Pneumonia ...	469	26	30	38	35	36	56	63	46	45	26	34	34	19	46	189	215
104, 105, 110-114 Other Respiratory Diseases.	8	2	1	1	1	1	...	...	1	...	1	...	...	3	1	1	3
118-1 Gastritis ...	...	...	...	...	...	...	...	...	...	...	...	...	...	...	...	...	...
119-120 Diarrhoea and Enteritis ...	89	2	2	3	7	6	14	14	7	5	4	13	12	5	13	30	41
157, 158 Congenital Malformation, Injury at Birth...	543	28	32	34	34	41	44	59	83	50	43	44	51	244	173	82	44
159 Premature-Birth ...	364	29	28	18	21	22	26	44	35	39	29	48	25	293	61	10	...
161a Atelectasis ...	...	...	...	...	...	...	...	...	...	...	...	...	...	...	...	...	...
202a-2 Suffocation Over-Lying ...	...	...	...	...	...	...	...	...	...	...	...	...	...	...	...	...	...
200-2a Fever not defined...	10	...	...	1	1	3	1	...	3	1	...	...	...	4	2	...	4
Other Causes ...	97	1	3	13	5	18	10	7	14	8	6	8	4	19	24	23	31
Total ...	1,648	92	103	115	109	136	153	195	194	155	115	150	131	590	328	353	377



TABLE 32

## Deaths from all Causes by Sections and Age-periods

Serial No. of Sections.	LOCALITIES. Name of Sections.	Under 1 Year.	1 to 5 Years.	5 to 10 Years.	10 to 15 Years.	15 to 20 Years.	20 to 30 Years.	30 to 40 Years.	40 to 50 Years.	50 to 60 Years.	60 and Over.	Males.	Females.	Totals.	No. of deaths among males to 100 deaths among females.	Ratio per 1000 of Population 1951.	Mean during previous 5 years.
1	Slaughter House, Bunder Wadi and Bazar, Bandra ...	34	24	5	4	7	13	6	16	17	49	99	76	175	130	10.9	
2	Colwad and Bandra Hill... ..	24	15	2	3	2	5	6	12	19	48	72	54	126	133	5.9	
3	Pali Hill, Sherli and Chimbai ... ..	17	10	...	2	...	3	7	10	10	39	52	46	98	113	8.4	
4	Danda ... ..	28	22	4	2	2	5	8	11	3	45	78	52	130	150	13.8	
5	Khar Scheme and Chamdawalaki Wadi ... ..	51	61	5	1	5	22	23	9	14	52	129	114	243	113	9.9	
6	Khar and Pali ... ..	30	29	6	2	2	4	11	9	14	27	69	65	134	106	9.4	
7	Hill Road and Turner Road ... ..	33	17	2	...	1	9	10	13	9	32	69	57	126	121	8.7	
8	Santacruz West ... ..	35	16	3	2	4	8	3	11	9	26	68	49	117	138	12.0	
9	Santacruz Central ... ..	35	29	3	4	3	6	9	9	12	21	76	55	131	138	9.4	
10	Santacruz East ... ..	120	92	22	6	5	34	18	24	22	75	235	183	418	128	13.7	
11	Vile-Parle East ... ..	106	83	16	7	9	14	23	18	19	59	187	167	354	111	11.3	
12	Vile-Parle West ... ..	62	44	6	4	4	25	12	15	18	57	140	107	247	130	12.9	
13	Andheri East ... ..	108	71	16	10	13	36	26	27	24	40	220	151	371	145	13.0	
14	Andheri West ... ..	30	22	1	3	2	12	8	11	13	26	61	67	128	91	4.6	
15	Jogeshwari East ... ..	9	10	3	1	...	4	7	2	3	7	27	19	46	142	4.9	
16	Jogeshwari West ... ..	10	9	1	...	2	7	6	3	6	11	29	26	55	111	17.7	
17	Versova ... ..	21	8	4	1	...	4	3	6	4	24	45	30	75	150	7.2	
18	Madh ... ..	1	1	...	...	...	1	...	...	...	4	4	3	7	133	1.7	
19	Juhu ... ..	14	3	4	...	...	2	2	4	...	15	21	23	44	91	6.4	
20	New Mill ... ..	125	114	21	3	12	24	24	27	22	60	239	193	432	125	15.8	
21	Station and Talca ... ..	80	83	16	1	5	28	14	24	18	50	175	144	319	121	16.8	
22	Swadeshi Mill, Chuna Bhatti, Khajuri Bhatti and Kassiwada ... ..	70	55	11	6	10	19	22	15	10	47	138	127	265	108	14.3	
23	Bazar Church Hall Nawpada and 7 Villages ... ..	73	65	12	6	9	31	20	20	22	38	163	133	296	122	7.9	
24	Chembur Proper ... ..	133	125	18	7	9	41	49	37	40	80	287	252	539	113	28.5	
25	11 Villages-Mahul, Trombay, Govandi, Vadvali, Borla, Mankhurd Mandala, etc....	74	74	20	4	2	38	15	22	9	46	153	151	304	101	14.5	
26	Ghatkopar ... ..	114	85	20	8	8	23	24	26	20	54	190	192	382	98	7.7	
27	Kirol ... ..	53	49	4	...	4	10	4	9	11	14	79	79	158	100	73.2	
28	Panjarapole ... ..	102	72	16	1	3	16	16	15	15	36	142	150	292	94	193.9	
29	Vikroli ... ..	17	3	1	1	...	2	1	3	2	2	19	13	32	146	22.0	
30	Bhandup ... ..	39	16	...	1	2	6	13	7	4	13	54	47	101	114	6.4	
	Grand Total ...	1,648	1,307	242	90	125	452	390	415	379	1,097	3,320	2,825	6,145	112	12.0	

Not available.

TABLE 33  
Mortality by Sections and months.

Serial No of Sections.	Localities. Name of Sections.	January.	February.	March.	April.	May	June.	July.	August.	September	October.	November.	December.	Total.
B-Suburbs														
1	Slaughter House, Bunder Wadi and Bazar Bandra ...	11	20	9	16	12	22	13	18	20	10	13	11	175
2	Colwad and Bandra Hill...	9	5	10	9	12	7	17	10	15	8	10	14	126
3	Pali Hill, Sherli and Chimbsi ...	8	4	10	7	11	11	10	5	8	6	6	12	98
4	Danda ...	9	8	10	4	13	9	11	14	11	9	18	14	130
5	Khar Scheme and Chandawallaki Wadi ...	15	17	25	16	18	25	30	25	22	13	24	13	243
6	Khar and Pali ...	11	9	7	10	12	13	6	9	12	11	23	11	134
7	Hill Road and Turner Road ...	6	7	14	9	6	15	13	14	13	6	10	13	126
8	Santacruz West ...	9	9	15	10	11	10	11	1	11	3	10	8	117
9	Santacruz Central ...	12	10	19	11	10	8	10	13	10	11	9	8	131
10	Santacruz East ...	28	33	37	22	39	43	35	44	43	31	27	36	418
11	Vile-Parle East ...	21	40	21	38	36	23	44	24	23	25	28	31	354
12	Vile-Parle West ...	14	14	20	22	23	20	26	23	26	20	23	16	247
13	Andheri East ...	33	22	21	33	26	39	33	50	29	33	29	23	371
14	Andheri West ...	9	10	4	13	8	8	7	17	13	16	16	7	128
15	Jogeshwari East ...	5	3	4	5	1	1	3	7	6	2	6	3	46
16	Jogeshwari West ...	10	5	4	1	5	3	10	8	...	3	3	3	55
17	Versova ...	2	7	5	1	8	9	6	16	2	9	5	5	75
18	Modh ...	...	2	...	...	2	1	1	...	1	...	...	...	7
19	Juhu ...	1	2	4	4	4	2	4	7	6	5	1	4	44
20	New Mill ...	31	29	37	45	35	37	48	47	32	28	35	33	432
21	Station and Takia ...	22	17	25	37	33	22	30	39	31	25	20	18	319
22	Swadeshi Mill, Chuna Bhatti, Khajuri Bhatti and Kasajwada ...	20	17	24	15	25	23	33	31	22	17	20	18	265
23	Bazar Church, Halli Nawpada and 7 Villages ...	19	36	27	21	19	25	31	29	21	19	25	24	296
24	Chembur Proper ...	46	40	48	46	52	36	66	51	35	38	45	36	539
25	11 Villages-Mabul, Trombay, Gavandi Vadvali, Borla, Mankhurd Mandals, etc.	18	21	37	33	22	33	31	26	26	18	25	14	304
26	Ghatkopar ...	36	31	32	35	36	33	38	36	33	21	25	26	362
27	Kirol ...	21	10	16	16	9	12	11	20	12	10	11	10	158
28	Panjarapole ...	27	24	20	18	20	22	33	27	24	24	25	28	292
29	Vikroli ...	7	2	2	1	4	...	4	5	2	...	1	4	32
30	Bhandup ...	7	3	7	6	7	4	13	12	3	9	19	11	101
Grand Total ...		467	457	514	504	519	516	628	632	512	430	512	454	6,145

TABLE

Deaths by Ages, Sexes and Causes

No. in Short List.	Corresponding No. in detailed List.	Causes of deaths.	Within 24 Hours.		1-7 Days.		1-4 Weeks.		4 Weeks to 3 Months.		3-6 Months.		6-12 Months.		1-2 Years.		2-5 Years.		
			Male	Female	Male	Female	Male	Female	Male	Female	Male	Female	Male	Female	Male	Female	Male	Female	
1.	1-2	Typhoid and Para Typhoid Fever.	...	...	...	...	...	...	...	...	...	...	...	...	...	1	...	...	
2	6	Cerebro Spinal Fever.	...	...	...	...	...	...	...	...	...	...	...	...	...	...	...	...	
3	8	Scarlet Fever	...	...	...	...	...	...	...	...	...	...	...	...	...	...	...	...	
4	9	Whooping Cough	...	...	...	...	...	...	...	...	...	...	1	...	1	...	1	...	
5	10	Diphtheria	...	...	...	...	...	...	...	2	...	3	4	4	3	6	6	6	
6	13	Tuberculosis of Respiratory System.	...	...	...	...	...	...	...	...	...	3	1	4	4	4	4	4	
7	14-22	Other forms of Tuberculosis.	...	...	...	...	...	...	...	...	1	2	4	13	6	9	10	10	
8	30	Syphilitic disease	...	...	1	...	2	...	1	...	...	...	...	...	...	...	...	...	
9	33	Influenza	...	...	...	...	...	...	...	...	...	...	...	...	...	...	...	...	
10	35	Measles	...	...	...	...	...	...	...	...	...	1	2	1	2	7	2	2	
11	36	Acute Poliomyelitis and Polioencephalitis	...	...	...	...	...	...	...	...	...	1	1	1	1	...	...	...	
12	37	Acute infectious encephalitis.	...	...	...	...	...	...	...	...	...	...	...	...	...	...	...	...	
13M	45, 46A	Cancer of buccal cavity and Oesophagus (Males)	...	...	...	...	...	...	...	...	...	...	...	...	...	...	...	...	
13F	48	Cancer of Uterus	...	...	...	...	...	...	...	...	...	...	...	...	...	...	...	...	
14	46B	Cancer of Stomach and duodenum.	...	...	...	...	...	...	...	...	...	...	...	...	...	...	...	...	
15	50	Cancer of breast	...	...	...	...	...	...	...	...	...	...	...	...	...	...	...	...	
16	45-46A females 46, c, b, 47, 49, 51-55	Cancer of all other Sites	...	...	...	...	...	...	...	...	...	...	...	...	...	...	1	...	
17	61	Diabetes	...	...	...	...	...	...	...	...	...	...	...	...	...	...	...	...	
18	83	Intra cranial Vascular Lesions.	...	...	...	...	...	...	...	...	...	...	...	...	...	...	...	...	
19	90-95	Heart disease	...	...	...	...	...	...	...	...	...	...	...	...	...	1	...	...	
20	96-103	Other diseases of Circulatory system.	...	...	...	...	...	...	...	...	...	...	...	...	...	...	...	...	
21	106	Bronchitis	...	...	...	...	1	1	...	1	1	1	2	5	1	1	8	8	
22	107-109	Pneumonia	...	...	11	8	26	20	48	39	57	45	93	122	132	147	165	183	
23	104, 105, 110-114	Other Respiratory Diseases	...	1	1	...	1	1	...	...	...	2	1	...	...	1	2	2	
24	117	Ulceration of the Stomach or duodenum	...	...	...	...	...	...	...	...	...	...	...	...	...	...	...	...	
25	119, 120	Diarrhoea	...	...	2	3	8	5	8	6	8	8	17	24	22	26	23	23	
26	121	Appendicitis	...	...	...	...	...	...	...	...	...	...	...	...	...	...	...	1	
27	115, 116, 118, 122-129.	Other Digestive Diseases.	...	...	1	1	3	...	1	1	1	...	1	2	2	2	3	4	
28	130-132	Nephritis	...	...	...	...	...	...	...	...	...	...	...	...	1	...	1	1	
29	140-147	Puerperal and Post Abortive Sepsis.	...	...	...	...	...	...	...	...	...	...	...	...	...	...	...	...	
30	141-146, 148-150	Other Maternal Causes	...	...	...	...	...	...	...	...	...	...	...	...	...	...	...	...	
31	159	Premature birth	72	61	91	69	32	29	5	3	1	1	...	...	...	...	...	...	
32	157, 158, 160, 161	Congenital Malformation, injury at birth.	46	28	94	76	98	75	26	24	22	10	18	26	11	15	1	6	
33	163, 164	Suicide	...	...	...	...	...	...	...	...	...	...	...	...	...	...	...	...	
34	170, 171	Road Traffic Accidents	...	...	...	...	...	...	...	...	...	...	...	...	...	...	2	1	
35	165-169, 172-198	Other Violent Causes.	...	...	...	...	1	...	...	...	...	...	2	4	1	6	5	5	
36 other defined Diseases	34	A Small-pox	...	...	...	...	...	...	1	...	2	...	1	...	...	...	1	...	
	3	B Plague	...	...	...	...	...	...	...	...	...	...	...	...	...	...	...	...	
	29	C Kala Azar	...	...	...	...	...	...	...	...	...	...	...	...	...	...	...	...	
	28a	D Malaria	...	...	...	...	...	...	...	...	...	...	...	...	...	...	2	...	
	28b	E Ague and Remittent Fever.	...	...	...	...	...	...	...	...	...	...	...	...	...	...	...	...	
	31	F Relapsing Fever.	...	...	...	...	...	...	...	...	...	...	...	...	...	...	...	...	
	200; 2a	G Fever not defined	...	...	1	3	...	2	...	...	...	2	2	2	1	1	2	2	
	4	H Cholera	...	...	...	...	...	...	...	...	...	...	...	...	...	...	...	...	
	27	J Dysentery	...	...	...	...	...	...	...	...	...	1	4	1	2	3	7	7	
	23	K Leprosy	...	...	...	...	...	...	...	...	...	...	...	...	...	...	...	...	
	162	L Senility and Old Age.	...	...	...	...	...	...	...	...	...	...	...	...	...	...	...	...	
		M	All other causes.	2	1	10	6	12	12	8	6	7	7	19	14	53	66	122	137
		All Ages	Males	120	...	212	...	183	...	99	...	101	...	168	...	257	...	366	...
		Females	...	91	...	167	...	145	...	79	...	74	...	209	...	281	...	403	
		Total	...	211	...	379	...	328	...	178	...	175	...	377	...	538	...	769	
		Percentage	...	...	...	...	...	26.8	...	...	...	...	...	...	21.3	...	...	...	

in 1954

5-10 Years.		10-15 Years.		15-20 Years.		20-30 Years.		30-40 Years.		40-50 Years.		50-60 Years.		60 and Over.		Age Unspecified.		Total.		Persons.	No. in Short List.		
Male	Female	Male	Female	Male	Female	Male	Female	Male	Female	Male	Female	Male	Female	Male	Female	Male	Female	Male	Female				
4	2	4	...	1	4	10	4	3	1	3	1	...	1	1	2	...	...	26	16	42	1		
...	...	...	...	...	...	...	...	...	...	...	...	...	...	...	...	...	...	...	...	...	...	2	
...	...	...	...	...	...	...	...	...	...	...	...	...	...	...	...	...	...	...	...	...	...	3	
...	1	...	...	...	...	...	...	...	...	...	...	...	...	...	...	...	...	...	4	4	4	4	
3	1	...	1	...	...	...	...	1	...	...	...	...	...	...	...	...	...	19	15	34	5		
1	1	...	1	7	3	22	15	26	14	30	7	19	7	11	6	...	...	127	63	190	6		
3	3	1	4	2	...	3	9	3	3	1	1	...	1	1	1	...	...	38	43	81	7		
...	...	...	...	...	...	...	...	2	...	2	...	...	...	1	...	...	...	9	...	9	8		
...	...	...	...	...	...	...	...	...	...	...	...	...	...	1	...	...	...	1	...	1	9		
5	3	...	...	...	...	...	...	...	...	...	...	...	...	...	...	...	...	14	9	23	10		
...	...	1	...	...	...	...	...	...	...	...	...	...	...	...	...	...	...	3	2	5	11		
...	...	...	...	...	...	...	...	...	...	...	...	...	...	...	...	...	...	...	...	...	...	12	
...	...	...	...	...	...	...	...	2	...	1	...	4	...	2	...	...	...	9	...	9	13		
...	...	...	...	...	...	...	...	1	...	7	...	1	...	...	...	...	...	9	9	9	13		
...	...	...	...	...	...	...	...	...	3	2	...	1	3	1	...	...	6	4	10	14	14		
...	...	...	...	...	...	...	...	2	...	...	...	...	...	...	...	...	...	2	2	2	15		
...	...	1	...	...	1	...	1	4	5	5	8	5	3	13	6	...	...	29	24	53	16		
...	...	...	...	1	2	1	...	...	...	1	2	1	8	2	...	...	12	6	18	17	17		
...	...	1	...	...	3	1	5	2	9	3	6	4	26	21	...	...	50	31	81	18	18		
1	...	...	1	1	1	5	4	12	1	20	4	32	4	27	15	...	...	98	31	129	19		
1	...	...	...	...	...	...	...	1	1	2	2	2	1	13	6	...	...	19	10	29	20		
2	...	...	...	...	...	...	2	2	3	4	1	6	4	4	4	...	...	27	27	54	21		
41	54	7	7	13	8	25	15	20	11	29	5	23	8	18	13	...	...	708	685	1393	22		
1	...	...	1	1	...	3	3	11	1	22	11	28	8	41	14	...	...	112	44	156	23		
...	...	1	...	...	...	1	1	...	...	...	...	1	...	1	1	...	...	4	2	6	24		
3	4	1	3	...	1	5	6	5	3	6	7	4	1	8	7	...	...	123	127	250	25		
...	...	1	...	...	...	...	...	...	1	1	...	1	...	...	...	...	...	3	2	5	26		
...	...	1	2	4	...	10	20	15	5	11	9	5	2	7	4	...	...	65	52	117	27		
1	...	...	1	1	...	...	3	6	4	2	...	1	2	12	5	...	...	25	16	41	28		
...	...	...	...	...	...	...	...	2	...	...	...	...	...	...	...	...	...	...	2	2	29	29	
...	...	...	...	...	3	...	9	...	3	...	...	...	...	...	...	...	...	...	15	15	30	30	
...	...	...	...	...	...	...	...	...	...	...	...	...	...	...	...	...	...	201	163	364	31	31	
...	...	...	...	...	...	...	...	...	...	...	...	...	...	...	...	...	...	316	260	576	32	32	
...	...	...	...	...	2	...	...	...	...	...	...	...	...	...	...	...	...	2	...	2	33	33	
4	...	2	...	2	...	3	...	3	...	6	...	3	...	1	1	...	...	26	2	28	34	34	
8	8	21	3	18	12	56	33	39	12	19	12	15	6	11	10	...	...	198	104	302	35	35	
...	...	...	...	...	5	1	1	...	...	...	...	...	...	...	...	...	...	11	1	12	A	A	
...	...	...	...	...	...	...	...	...	...	...	...	...	...	...	...	...	...	...	...	...	...	B	B
...	...	...	...	...	1	...	...	...	...	...	...	...	...	...	...	...	...	1	...	1	C	C	
1	...	...	...	...	1	...	...	1	...	2	1	...	...	1	...	...	...	7	2	9	D	D	
...	...	...	...	...	...	...	...	...	...	...	...	...	...	1	...	...	...	1	...	1	E	E	
...	...	...	...	...	...	...	...	...	...	...	...	...	...	...	...	...	...	...	...	...	...	F	F
1	2	...	2	2	2	2	1	1	1	...	...	2	...	...	3	...	...	14	21	35	G36	G36	
...	...	...	...	...	...	...	...	...	...	...	...	...	...	...	...	...	...	...	...	...	...	H	H
3	4	1	...	1	...	3	4	1	2	4	1	2	1	7	3	...	...	35	27	62	J	J	
...	...	...	...	1	...	1	...	...	...	...	...	...	...	1	...	...	...	3	...	3	K	K	
...	...	...	...	...	...	...	...	...	1	...	33	15	294	310	...	...	...	328	325	653	L	L	
30	46	10	11	10	24	73	84	72	76	73	76	70	44	79	69	...	...	650	679	1329	M	M	
113	...	53	...	64	...	235	...	236	...	256	...	264	...	593	...	...	...	3320	...	...	...	...	
...	129	...	37	...	61	...	217	...	154	...	159	...	115	...	504	...	...	...	2825	...	...	...	
...	242	...	90	...	125	...	452	...	390	...	415	...	379	...	1097	...	...	...	...	6145	...	...	
...	3.9	...	1.5	...	2.0	...	7.4	...	6.3	...	6.8	...	6.2	...	17.8	...	...	...	...	100.0	...	...	

TABLE 35  
Deaths by Causes and Sections in 1954

Serial No. of Items.	Name of Section.	CLASSIFICATION NUMBER																																			TOTAL													
		1	2	3	4	5	6	7	8	9	10	11	12	13M	13F	14	15	16	17	18	19	20	21	22	23	24	25	26	27	28	29	30	31	32	33	34		35	36											
		Typoid and Para Typoid fever (1-2)	Cerebro spinal fever (6)	Scarlet fever (8)	Whooping cough (9)	Diphtheria (10)	Tuberculosis of respiratory system (13)	Other forms of Tuberculosis (14-22)	Syphilitic diseases (30)	Influenza (33)	Meningitis (35)	Acute Poliomyelitis and Polio Encephalitis (36)	Acute infectious Encephalitis (37)	Cancer of buccal cavity and Oesophagus (45, 46A) Males	Cancer of uterus (48)	Cancer of stomach and duodenum (40B)	Cancer of Breast (50)	Cancer of all other sites (45-46A females, 46-B, 47, 49, 51-55)	Diabetes (61)	Intra-cranial vascular Lesions (83)	Heart disease (90-95)	Other diseases of circulatory system (96-103)	Bronchitis (106)	Pneumonia (107-109)	Other respiratory diseases (104-105, 110-114)	Ulceration of stomach or duodenum (117)	Diarrhoea (119-120)	Appendicitis (121)	Other Diseases of Intestines (115, 116, 118, 122-129)	Nephritis (130-132)	Puerperal and Post abortive Septic (140, 147)	Other maternal causes (141-146, 148-150)	Premature birth (159)	Congenital Malformations, Birth injury (157, 158, 160, 161)	Suicide (163, 164)	Road Traffic Accidents (170-171)		Other Violent causes (165-169, 172-198)	Small-Pox (34)	Plague (3)	Kala Azar (29)	Malaria (28A)	Ana. & Remittent fever (28B)	Relapsing fever (31)	Fever not defined (20-24)	Cholera (4)	Lymphatic (27)	Leptotyphlosy (23)	Scabies and other skin diseases (162)	All other causes
1	Slaughter House, Bunder Wadi and Bazar, Bunder.	...	...	...	...	1	13	5	...	...	1	1	...	2	...	...	5	1	...	10	3	4	17	7	...	9	...	5	4	...	...	4	15	...	1	6	...	...	...	...	...	...	17	43	17	175				
2	Colwad and Bunder Hill	...	1	...	...	...	1	2	...	...	...	...	1	1	2	...	3	3	6	15	3	...	15	4	...	3	...	4	5	...	...	5	10	...	...	12	...	...	...	...	...	...	...	6	20	12	126			
3	Pali-Hill, Sherband Chembai...	...	1	...	...	1	5	...	...	...	...	...	1	...	...	...	2	1	5	6	...	2	9	6	...	5	...	2	3	...	...	3	5	...	...	1	...	...	...	...	...	...	11	23	8	98				
4	Danda	...	...	...	1	...	4	1	1	...	...	...	...	...	...	...	...	...	1	4	...	3	11	10	2	5	...	3	3	...	...	4	16	...	...	5	...	...	...	...	...	...	23	30	18	130				
5	Khar Scheme and Chaudswalaki Wadi.	...	1	...	...	2	13	2	1	1	...	...	...	...	...	...	4	2	4	4	2	7	50	12	...	17	...	6	3	...	...	11	15	...	...	11	...	...	...	...	...	...	...	19	45	22	243			
6	Khar and Pali	...	1	...	...	1	6	...	1	...	...	...	1	...	1	...	3	...	4	4	4	3	18	7	...	9	...	2	2	...	...	8	10	1	1	6	...	...	...	...	...	...	5	10	25	22	134			
7	Hill Road and Turner Road	...	...	...	...	9	2	...	...	...	...	...	...	...	3	1	8	7	1	1	12	2	1	10	...	9	...	3	1	...	...	9	10	...	...	10	...	...	...	...	...	...	1	...	8	27	20	126		
8	Santacruz West	...	...	...	...	1	2	...	...	...	...	...	...	2	1	...	4	...	5	7	...	1	15	3	...	9	...	4	2	...	...	6	18	...	...	6	...	...	...	...	...	...	...	13	14	11	117			
9	Santacruz Central	...	...	...	...	2	4	2	...	...	1	...	1	...	1	...	...	...	4	8	3	...	27	5	...	13	...	5	1	...	1	9	12	...	4	8	...	...	...	...	1	...	...	...	5	14	16	131		
10	Santacruz East	...	...	...	1	14	9	...	...	2	...	...	2	...	5	11	3	13	102	12	...	27	...	8	1	...	...	14	50	...	1	17	44	...	2	18	1	...	...	...	...	2	...	12	...	39	72	39	418	
11	Vile-Parla East	...	3	...	...	1	3	12	5	1	...	1	1	1	1	5	1	2	6	1	5	67	5	...	17	...	4	1	...	...	17	44	...	2	18	1	...	...	...	...	1	...	...	...	32	95	52	354		
12	Vile-Parla West	...	2	...	...	3	2	1	...	1	...	1	1	2	...	1	3	2	3	8	2	1	36	4	1	10	1	8	1	...	1	11	26	...	12	...	...	...	...	...	2	...	2	...	32	68	30	247		
13	Andheri East	...	4	...	...	1	15	9	1	3	...	...	...	2	...	2	1	8	4	1	1	85	4	...	13	1	8	2	...	3	17	38	...	1	39	...	...	...	...	3	...	3	...	27	73	38	371			
14	Andheri West	...	1	...	...	3	6	2	1	2	...	...	...	1	...	1	6	1	1	18	2	...	5	...	5	...	4	...	...	5	16	...	1	9	1	...	...	...	...	...	...	...	13	28	24	128				
15	Jogeshwari East	...	4	...	...	6	1	...	...	...	...	...	...	...	...	1	...	1	...	...	...	7	...	...	1	1	...	1	1	...	1	3	...	...	4	...	...	...	...	...	...	...	4	10	9	46				
16	Jogeshwari West	...	2	...	...	2	3	...	...	...	...	...	...	...	...	...	1	...	...	...	...	1	7	...	...	1	...	1	1	...	1	3	...	...	4	...	...	...	...	...	...	...	7	16	8	55				
17	Vernova	...	1	...	...	...	...	...	...	...	...	...	...	...	...	...	...	2	...	...	...	14	...	...	...	2	...	...	...	...	1	...	2	3	9	...	...	2	...	...	...	...	...	20	19	9	75			
18	Midb	...	...	...	...	...	...	...	...	...	...	...	...	...	...	...	...	...	...	...	...	...	...	...	...	...	...	...	...	...	...	1	...	...	...	...	...	...	...	...	...	...	...	...	5	...	1	7		
19	Juba	...	...	...	...	1	...	...	...	...	...	...	...	...	...	...	...	3	...	1	...	3	1	...	3	...	...	...	...	...	3	8	...	...	1	...	...	...	...	...	...	...	7	13	3	44				
20	New Mill	...	1	...	...	2	17	6	...	1	1	...	1	1	2	4	...	2	130	17	...	4	...	8	1	...	...	42	33	...	2	12	...	...	1	...	...	...	...	...	...	...	45	90	38	432				
21	Station and Takia	...	1	...	...	16	4	...	...	5	...	...	...	...	...	...	2	1	2	2	2	80	9	1	14	1	5	...	1	31	20	...	1	12	1	...	...	...	...	3	...	37	67	27	319					
22	Svadebi Mill, Chane Bhatti, Khauri Bhatti and Kaschwala	...	3	...	...	2	10	3	1	...	...	...	...	2	...	1	...	1	5	...	1	74	11	...	2	...	3	...	...	24	23	...	...	13	2	...	...	...	...	2	...	2	1	33	46	23	265			
23	Bazar, Church, Hall, Nawpada and 7 Villages.	...	2	...	...	10	3	...	1	...	1	...	...	...	2	...	3	1	3	2	...	76	9	1	5	...	4	2	...	1	30	14	...	4	12	1	...	...	...	3	...	3	...	31	73	35	296			
24	Chembur Proper	...	3	...	...	7	11	4	...	1	...	...	1	...	...	3	1	5	7	...	3	119	10	...	21	...	10	4	...	2	27	44	...	3	27	...	...	...	...	2	...	4	...	75	145	43	539			
25	11 Villages—Mahul Trombay, Gavandi Vadvali, Borla, Manikhard, Mardala etc.	...	4	...	...	1	3	6	...	2	...	...	...	...	...	2	...	1	...	...	...	63	10	...	10	...	5	1	...	25	21	...	...	13	...	...	...	3	...	1	...	37	96	24	304					
26	Charlopar	...	6	...	...	1	4	2	...	1	...	...	...	...	...	4	...	2	7	1	...	126	2	...	16	...	4	1	...	19	41	...	3	22	2	...	...	2	...	...	...	41	72	34	362					
27	Kirol	...	...	...	...	2	...	4	...	1	...	...	...	...	...	...	1	1	...	...	1	60	...	...	4	1	2	...	9	14	...	2	4	1	...	...	1	...	1	...	18	30	10	158						
28	Panjarapole	...	1	...	...	1	2	...	...	1	...	...	...	...	...	...	2	...	1	...	123	1	...	6	...	3	1	...	3	11	39	...	5	2	...	...	2	...	2	...	31	53	21	292						
29	Vilroli	...	...	...	...	1	...	1	...	1	...	...	...	...	...	...	1	...	1	...	10	1	...	2	...	3	...	...	3	4	...	...	2	...	...	...	...	...	3	1	...	1	...	1	5	8	32			
30	Bhandop	...	...	...	...	2	2	1	1	...	...	...	...	...	...	1	1	...	1	...	...	22	...	...	3	1	5	1	...	1	11	13	1	2	8	...	...	...	...	1	...	6	17	14	101					
	Total	42	...	4	34	190	81	9	1	23	5	...	9	9	10	2	53	18	81	129	29	54	1,393	156	6	250	5	117	41	2	15	364	576	2	28	302	12	...	1	9	1	...	35	...	62	3	653	1,329	636	6,145











TABLE 36—(Contd.)

## DEATHS BY ALL CAUSES AND MONTHS IN 1953—(Contd.)

Classification No.	SPECIFIC CAUSES OF DEATH	Jan.	Feb.	Mar.	April	May	June	July	Aug.	Sep.	Oct.	Nov.	Dec.	TOTAL
24	117 Ulcer of the stomach or duodenum—													
	(a) Ulcer of the stomach ...		1	2		1								4
	(b) Ulcer of the duodenum ...										1	1		2
27	118 Other Diseases of the stomach ...	1		2				1	24	23	13	28	23	250
25	119-120 Enteritis and Diarrhoea ...	12	9	17	14	21	28	38						5
26	121 Appendicitis ...					1	2		1	1				5
	122a Hernia ...	1		1		1			1					5
	122b Intestinal Obstruction ...													1
	(1) Intussusception ...					1	1							2
	(2) Paralytic ileus without stated cause ...		1					1				1		3
	(3) Other or Unspecified forms of Intestinal obstruction ...			1			1		2	2			1	7
	123 Other Diseases of the intestines ...			1					1	1				3
	124 Cirrhosis of Liver ...	1	3	2	2	3	1	1		2	3	3		22
	125A Acute yellow atrophy (not associated with pregnancy) ...													1
	125B Other Diseases of the Liver ...	5	3	3	1	1	4	3	11	4	4	6	6	51
	126 Biliary Calculi ...													
27	127 Other Diseases of the Gall Bladder and Bile Ducts ...													1
	128 Diseases of the Pancreas (other than diabetes) ...									1				1
	129 Peritonitis without stated cause ...	2	2	1	1	1	1	2	2	1	1			14
<i>X.—Diseases of the Urinary and Genital System</i>														
(Not Venereal or connected with Pregnancy or the Puerperium)														
	130 Acute Nephritis ...				1	1	1					1	2	6
28	131 Chronic Nephritis ...					2	2	3	3	7	1	3	3	33
	132 Nephritis not stated to be Acute or Chronic ...	2	2	5										5
	133 Other Diseases of the Kidney and Ureters... 1	1			1						1			5
	134 Calculi of the Urinary Passages ...													2
	135A Cystitis... 1	1												2
	135B Other Diseases of the Bladder ...													
	136A Stricture of Urethra ...													
	136B Other Diseases of the Urethra, etc. ...													
36	137 Diseases of the Prostate ...													1
	138 Diseases of other male genital organs ...					1								1
	139 Diseases of female genital organs ...													
	(a) Diseases of the ovary, fallopian tube and parametria ...								2			1		3
	(b) Diseases of Uterus ...			1										1
	(c) Diseases of the breast ...													
	(d) Other Diseases of the female genital organs ...													
<i>XI.—Diseases of Pregnancy, Child-birth and the Puerperal state</i>														
29	140 Post-abortive Sepsis ...													
	141 Abortion without mention of septic conditions ...					2								2
	142 Ectopic Gestation ...													1
30	143 Haemorrhage of Pregnancy ...							1						1
	144 Toxaemia of Pregnancy ...							1				1		2
	145 Other Diseases and Accidents of Pregnancy ...						1							1
	146 Haemorrhage of child-birth and Puerperium ...													
	(a) Placenta Praevia (with child-birth) ...													
	(b) Premature Separation of Placenta (with child-birth) ...													
	(c) Other Haemorrhages of child-birth ...										2			2
	(d) Other Haemorrhages after child-birth... 1													2
29	147 Infection during child-birth and the Puerperium ...					1								2
	148 Puerperal Toxaemia—													
	(a) Puerperal eclampsia ...													
	(b) Puerperal Albuminuria and Nephritis... 1													1
	(c) Acute yellow atrophy of liver (Post-Partum) ...													
	149 Other accidents of child-birth ...	1						1				1		3
	150 Other or Unspecified conditions of child-birth and Puerperal state ...											1	1	2
<i>XII.—Diseases of the Skin and Cellular Tissue</i>														
	151 Carbuncle, Boils ...													
	152 Cellulitis, Acute Abscess ...										1			1
	153 Other Diseases of the Skin and Cellular Tissues ...		1											1
36	<i>XIII.—Diseases of the Bones and Organs of Movements</i>													
	154 Osteomyelitis and Periostitis ...													
	155 Other diseases of the bones ...													
	156 Diseases of the joints and other organs of movements ...							1						1



TABLE 36—(Contd.)

DEATHS BY ALL CAUSES AND MONTHS IN 1953—(Contd.)

Classification No.	SPECIFIC CAUSES OF DEATH.	Jan.	Feb.	Mar.	April	May	June	July	Aug.	Sep.	Oct.	Nov.	Dec.	TOTAL
Short List.	Detailed List.													
	(a) Accidents from Farm, etc., Machinery and Vehicles ...													1
	(b) (1) By Venomous animals ...													1
	(2) By other animals ...													1
	(c) Other Accidents included under 175 ...													1
176	Accidents caused by Machinery (any cause of death) ...													1
177	Food Poisoning ...													1
178	Accidental Absorption of Poisonous gas—													
	(a) Carbon Monoxide ...													
	(b) Marsh gas or sewer gas ...													
	(c) Chloroform ...													
	(d) Accidental absorption of any other irrespirable or poisonous gas included in 178 ...													
179	Other acute Accidental poisoning (not by Gas)—													
	(a) Salvarsan and other organic preparations of arsenic ...													
	(b) Other acute accidental poisoning not by Gas included in 179 ...	2	1		1	1		1	1	1		1		9
180	Conflagration ...													
181	Accidental Burns (Conflagration excepted) ...	11	6	5	6	6	3	20		6	8			74
182	Accidental Mechanical Suffocation ...													
183	Accidental drowning ...	2	3	4	2	4	3	7	6	5	4	4	1	45
184	Accidental Injury by Firearms ...				1									1
185	Accidental Injury by cutting or piercing instruments ...													
186	Accidental Injury by fall, crushing, land slides, etc. ...	4	3	2	5	7	2	3	4	10	5	4		50
187	Cataclysm (any cause of death) ...													
188	Injury by animals (Poisoning by Venomous animals excepted) ...													
189	Hunger or Thirst ...													
190	Excessive Cold ...													
191	Excessive Heat ...													
192	Lighting ...													
193	Other Accidents due to Electric Currents ...					2	1		1					4
194	Attack by Venomous Animals—													
	(a) Hydrophobia ...		1									2		5
	(b) Snake Bites ...											1		4
	(c) Attack by Venomous animals included in 19 ...													
195	Other Accidents—													
	(a) (1) Vaccinia ...													
	(2) Other Sequelae of Vaccination against Small-pox ...													
	(b) Other accidents due to medical or surgical intervention—													
	(1) Anaesthetic accidents ...					1		1						2
	(2) Other accidents included under 195(b) ...													
	(c) Lack of care of the New born ...													
	(d) Other and Unspecified accidents under 195 ...	1	2	1	3	2				3	1	1	3	17
196	Deaths of persons in Military Service during operations of war—													
	(a) From Poison gas ...													
	(b) From wounds ...													
	(c) From other or Unspecified causes ...													
197	Deaths of civilians due to operation of war—													
	(a) From Poison Gas ...													
	(b) From Wounds ...													
	(c) From other or Unspecified causes ...													
198	Legal Executions ...													
<b>XVIII.—Ill-defined causes of Deaths</b>														
36	199 Sudden Death ...													
36	200 Causes of Death Unstated or Ill-defined ...													
	(a) Ill-defined Causes—													
	(1) Heart failure ...	6	18	17	21	12	13	10	24	12	18	20	17	188
	(2) Other ill-defined causes ...	10	6	13	9	15	7	13	15	10	17	10	7	132
	(b) Found dead, Cause unknown ...													
	(c) Other deaths from Unknown or Unspecified cause ...	1	1			2	3	2	1	1				11
G 200:2a	Fever not defined ...		1	4	3	5	3	7	5	4	2		1	35
<b>Total</b> ...		4.7	457	514	504	519	516	628	632	512	430	511	451	6145

TABLE 37

Malaria cases treated by months at the Municipal Dispensaries during 1954.

Jan.	Feb.	Mar.	Apr.	May	June	July	Aug.	Sept.	Oct.	Nov.	Dec.	Total
45	24	13	...	...	...	...	...	...	...	1	1	84

	Jan.	Feb.	Mar.	Apr.	May	June	July	Aug.	Sept.	Oct.	Nov.	Dec.	Total
No. of slides examined.	12	20	11	19	15	14	8	9	11	27	16	26	188
No. found positive	1	1	2	...	...	...	...	...	...	...	1	...	5

TABLE 38

Quantity of Insecticides used in H, K, L, M and N Wards during the year 1954.

Serial No.	Formulation of the Insecticides	Quantity used
1.	B. H. C. Suspension 50 per cent.	... 20 Tons 15 Cwts.
2	B. H. C. ,, 13 per cent.	... 1 Ton 4 ,,
3	B. H. C. Dust 5 per cent.	... 16 Tons 11 ,,
1	D.D.T. Technical	... 1,577 lbs.
2	D.D.T. Suspension 75 per cent.	... 24,128 ,,
1	Solvents Sovacide	... 1,003 Gallons
2	,, Aromex	... 1,639 ,,

TABLE 39

Anopheles Breeding detected by months in 1954

Breeding detected in	Jan.	Feb.	Mar.	Apr.	May	June	July	Aug.	Sept.	Oct.	Nov.	Dec.	total
Open wells ...	8	7	8	4	7	12	13	13	4	26	22	17	141
Cisterns ...	...	...	...	...	...	...	...	...	...	...	...	...	...
Masonry tanks ...	5	4	1	1	2	5	9	3	3	4	2	2	41
Tins ...	...	...	...	...	...	...	...	...	...	...	...	...	...
Gully traps and storm water entrances ...	...	...	...	...	10	4	...	3	...	...	...	...	17
Pools, low lying lands etc...	8	12	31	37	24	63	55	10	10	15	22	9	296
Odd receptacles ...	...	...	...	...	2	...	...	...	...	...	...	...	...
Total...	21	23	40	42	43	84	77	29	17	45	46	28	495

**TABLE 40**  
**Anopheles Breeding detected—By Wards in 1954**

Nature of Breeding Place	Ward					Total
	H	K	L	M	N	
Open wells	22	94	12	...	12	140
Cisterns	...	...	...	...	...	...
Masonry tanks	10	18	7	1	5	41
Tins & Old receptacles	...	...	...	...	...	...
Gully traps and Storm water entrances	14	3	...	...	...	17
Pools, Low-laying stands, etc.	152	67	58	15	4	296
Odd receptacles.	...	...	...	...	...	...
Total	198	182	77	16	21	494

**TABLE 41**  
**Spleen Rate by Wards**

Ward	No. of Children examined	No. of children found with enlarged spleen.	Percentage.
H	Nil	Nil	Nil
K	30	Nil	Nil
L	56	3	5.35
M	234	2	0.85
N	86	4	4.65
Total	406	9	2.21

**TABLE 42**  
**Wells by Wards**

Ward	Total No. of wells in the Suburbs	No. of wells open or partially open			No. of wells hermetically concrete covered with and without pump.		
		Total No.	Open	Trap Door	Total No.	With pump	Without pump
H	482	455	455	...	27	2	25
K	1,030	1,014	1,014	...	16	1	15
L	296	272	266	6	24	3	21
M	365	363	363	...	2	1	1
N	689	689	681	5	3	1	2
Total	2,862	2,790	2,779	11	33	8	64

14 New wells in L Ward and 1 in K Ward were found.

There are 117 tube wells in M Ward, 25 tube wells in N Ward, and 40 tube wells in H and K Wards totalling 192 wells.

**TABLE 43**  
**Wells filled in etc. by wards during the year 1954**

Ward	Total No. of Wells	Filled in	Covered Completely	Covered with trap door
H	482	7	6	...
K	1,030	6	8	...
L	296	16	24	...
M	365	1	2	...
N	689	6	2	1
Total	2,862	36	42	1

## STREET CLEANSING AND CONSERVANCY, ETC.

## GENERAL

Shri D. S. Rane held the post of Assistant Head Supervisor (Suburbs) throughout the year (1954-55) except for the period from 3-5-1954 to 2-7-1954, and from 15-11-1954 to 31-12-1954 when he was on leave. Shri D. E. Wasker and Shri S. P. Mahajan acted in his place from 6-6-1954 to 2-7-1954 and from 16-11-1954 to 31-12-1954 respectively.

The implementation of the scheme of amalgamation of the Conservancy and sanitary services of the Public Health Department in the Suburbs introduced in 1953 was pursued.

The Conservancy services to the Bombay Air Port, Chembur Colony and the various other Government and Military establishments in the Suburbs were continued.

The main services of the Conservancy Branch comprised of :—

- I.—Cleansing of roads, footpaths and open channel drains,
- II.—Collection, removal and disposal of refuse,
- III.—Collection, removal and disposal of night-soil, cesspool contents,
- IV.—Dog Licensing and Dog destruction,
- V.—Rat destruction,
- VI.—Removal and disposal of carcasses,
- VII.—Labour Welfare,
- VIII.—Veterinary services,
- IX.—Conservancy transport service.

#### I.—Cleansing of Roads, Footpaths and Open Channel Drains.

*Cleansing.*—The extent of roads, footpaths and drains required to be conserved as on 1st January 1954 and the subsequent additions made during the year under report are shown in Appendix 1-3. The added roads represent those which were taken up for cleansing after being newly constructed.

The average frequency with which the area was conserved is given in Appendix 2.

A total of 29,87,064 square yards was required to be swept in the Suburbs.

#### II.—Collection, Removal and Disposal of Refuse.

(i) *Collection of Refuse.*—House-hold refuse and sweepings from roads were collected in Municipal dustbins placed at convenient places to facilitate temporary depositing of refuse. 635 dustbins as against 609 of the previous year were kept for this purpose which included the number of worn out dust bins replaced by new ones, as shown in Appendix 6. 49 cases under Section 372(e) of the Bombay Municipal Corporation Act to minimise indiscriminate throwing of refuse and 440 cases for urinating in all the wards were filed as shown in Appendix 4. Actions taken under Section 368 of the Act to enforce the provision of approved type of sanitary bins for the collection of house hold refuse and those complied with are shown in Appendix 5.

(ii) *Removal of Refuse.*—The refuse transport consisted of 21 vehicles including one trailer. The details of the total quantity of refuse removed from the refuse bins and the dumping places and the frequency of the removal of refuse are shown in Appendix 7 and 8. The major number of dustbins were attended to once a day.

(iii) *Disposal of Refuse.*—Out of 33,039 tons of refuse collected, 28,727 tons of refuse was utilized for reclamation of Municipal lands. 4,152 tons of refuse was sold for reclaiming private lands in the different wards. The details are shown in Appendix 8.

#### III.—Collection, Removal and Disposal of night Soil.

*Collection and Removal.*—The particulars of privies on basket system are given in Appendix 9. In H Ward, Bandra due to laying of sewers 103 privies were either converted into W.C.s or were demolished. The details of the basket privies in such ward are shown in Appendix 9.

*Public Sanitary Conveniences.*—The location and type of public sanitary conveniences in each ward as they existed on 31st December 1954 are detailed in Appendix 10.

In addition to the privies, there existed 242 commodes in the Suburbs as shown in Appendix 11. The major number of commodes were in Bandra Ward. The inadequacy of sanitary conveniences resulted in the open plots and fields being fouled which had to be cleansed of excreta by vacant ground cleaners. 9,899 Gallons of night soil was collected daily from the latrines and 35,19,830 gallons of Night soil were required to be removed, during the year.

(ii) *Cesspool Clearance.*—The number of cesspools existing during the year and their capacity is shown in Appendix 13 and the frequency of attendance to them and the amount of their contents removed during the year are shown in Appendix 14. There was no appreciable progress in the clearance of cesspools.

Transport used for the removal of night soil and that for the removal of cesspool contents was interchanged according to exigencies. The total transport fleet for the removal of night soil and the cesspool contents was as under :—

- 2 Bullock carts of 150 gallons capacity each,
- 66 Trailers of 250 gallons each,
- 27 Manually loading cesspool lorries,
- 15 Units of Scammell Emptiers, mechanical loading type of 700 gallons capacity,
- 15 Jeeps and Pick Ups for towing night-soil trailers.

(iii) *Disposal of Night-Soil and cesspool contents.*—The night-soil and cesspool contents were continued to be disposed of at Depots, discharging into the creeks at various points, except for a small quantity used for composting at Ghatkopar during the dry season.

The depots appointed for the purpose are :—

- (1) *Bandra Creek.*—Bunderwadi Night-Soil Depot,
- (2) *Versova Creek.*—Oshivra Night-Soil Depot,
- (3) *Sion Creek.*—Sion Night-Soil Depot,
- (4) *Ghatkopar Creek.*—Ghatkopar Night-Soil Depot,

It is proposed to construct pail depots at various places for the disposal of night-soil to replace the crude method followed then.

(iv) Special services on payment were continued as under :—

- (a) Internal cleansing of privies,
- (b) Cleansing of commodes,
- (c) Cleansing and removal of contents of Septic tanks and privies erected at temporary camps, fairs, etc.

The question of charging services to the commodes and internal cleansing of privies were regularised from 1-6-1954.

#### IV.—Dog Licensing and Dog Destruction

The work consisted of the following :—

- (a) Licensing of Dogs,
- (b) Catching and destroying ownerless and stray dogs

As per the scheme of Amalgamation the post of Dog Licensing Inspector was retrenched and the work was entrusted to the Ward Supervisors by allotting a Junior Overseer for each of the Ward. During the year 2,153 licences were issued and 3,785 dogs were caught and sent to Lethal Chambers, Mahalaxmi. The dog van was used for transporting the dogs to Mahalaxmi Dog Establishment and was spared once every week to the city section. Sanction was obtained to pay rewards to Dog catchers as in the city.

The need of having an additional dog van was stressed.

#### V.—Rat Destruction

Sanction was obtained for the appointment of 17 scavengers for rat catching work. This staff was detailed for attending rat-pest complaints. The total number of rats caught was 18 045 (18 039 live and 6 dead) during the year as per details shown in Appendix 16.

#### VI.—Removal and disposal of Carcasses

The right of removing and disposing of carcasses for H Ward including Bandra Slaughter House was given to Shri H. D. Khan and that for K Ward (excluding four villages viz. Vile Parle, Bandivli, Mogra and Andheri) M Ward and N Ward to Shri Khimji Harilal. The Madhvis operated in Vile Parle, Bandivli, Mogra, Andheri and Koly Kalyan. From 1-10-1954 the contract in respect of Kurla and Asalpe with Messrs. Rathod and Co. was terminated and was entrusted to the Madhvi as per the terms of compromise in the City Civil Court. The Madhvis of the rest of the villages also filed suits against the Bombay Municipal Corporation to establish their right of appropriating the carcasses in the City Civil Court Bombay.

The total number of carcasses removed was 2,388 big animals and 21,424 small animals. Of these the contractors removed 1,202 big animals and 8,964 small animals and the Madhvis removed 1,186 big animals and 12,460 small animals to the Municipal disposal grounds at Navapada and Oshivra respectively. The Municipality had to remove 6 big animals and 5 small animals. The details ward-wise are shown in Appendix 16.

#### VII.—Labour Welfare

(a) *Housing accommodation for the labour staff.*—Statement showing the accommodation for the Conservancy Labour staff and the number of employees housed therein is in Appendix 17. The work of constructing Conservancy Staff quarters at Chembur consisting of 34 tenements and at Juhu consisting of 36 tenements was completed. The proposals regarding similar staff quarters at Ghatkopar, Kurla, Versova, Bhandup were stressed. The question of providing electricity in the existing chawls was taken up.

(b) *Co-operative Credit Society.*—Facilities of Co-operative Credit Society existed and the staff who were the members of the Society took advantage of the same.

(c) *Welfare Centres.*—The opening of new Welfare Centre at Chembur and Juhu is contemplated.



### Items of Income

The income earned through the Conservancy Branch during the year under report through different sources is given below :—

	Rs.	a.	p.
(1) Conservancy Special Service ... ..	22,665	15	0
(2) Sale of rights in respect of carcasses and lease of lands for cultivation ...	14,143	9	9
(3) Sale of drain water, manure and other minor receipts ...	7,393	14	6
(4) Removal of carcasses, sale of refuse, etc., fees ... ..	15,652	10	0
(5) Rent of buildings and lands ... ..	2,128	7	0
(6) Veterinary Dispensary fees ... ..	1,506	2	0
Total Rs. ...	63,490	10	3

### VIII.—Veterinary Dispensary at Khar

This dispensary was taken over by the Corporation from the *Ex-Bandra* Municipality to whom the building was donated by Seth Shri Dayabhai Amarshi in memory of his daughter Bai Nandubai in the year 1934 for treating dumb animals.

The cattle immunization work which was being done by the two Government Veterinary Surgeons working at the Dispensary till March 1952 was transferred to the Government Veterinary staff working under the District Veterinary Officers at the Veterinary Post Jogeshwari to which stable owners from the Suburbs are directed to get their animals inoculated against Rinderpest, Haemorrhagic Septicaemia, etc. Junior Veterinary Inspector who is in charge of the dispensary and the Municipal Bullock stable at Khar carries out the inspection of the milch cattle stables in H Ward (Bandra)

The number of animals treated and inoculations done during the year 1954 and the revenue realised during the year 1954-55 (period April 1954 to December 1954) are given in Appendix 18.

### IX.—Municipal Transport in the Suburbs

During the year under review, the fleet of Motor Vehicles of Municipal Transport in the Suburbs consisted of 196 vehicles 182 of which were employed for rendering Conservancy Services. Details of vehicles and their allocation for the various services are shown in the attached Appendix 20.

#### Repairs and Maintenance

The work of heavy repairs to the Suburban vehicles was entrusted to outside agencies by inviting tenders for want of a suitable Municipal repairs shop.

A repair shop for repairs and maintenance of vehicle which is most essential could not be organised for want of space. The property of *Ex-Bandra* Bus Service Co. at Santacruz which was occupied by the B. E. S. T. Undertaking and vacated during this year was in our view and after negotiations it was purchased at a total cost of Rs. 1,99,650 in December 1954.

#### Addition to the Fleet

The year under review show the addition of two cesspool lorries (three wheeler type) with 250 gallons tank specially to give services to those premises which are inaccessible to big vehicles.

An order for 11 cesspool emptiers was placed on Messrs. Automotive Motor Ltd., out of the joint grants provided for the years 1953-54 and 1954-55. These new vehicles are expected to be in commission before the monsoon of 1955.

G. N. KOWSHIK,

*Deputy Executive Health Officer.*

## APPENDIX 1

*Extent of Roads and Footpaths*

Wards	Length of Roads on 1-1-1954		Additions during the year 1954		Length of Footpaths on 1-1-1954		Additions during the year 1954	
	Miles	Yards	Miles	Yards	Miles	Yards	Miles	Yards
H ...	55	1,742	1	1,460	4	980	1	530
K ...	49	483	2	580	...	733	...	400
L ...	21	637	...	...	...	1,085	...	...
M ...	19	...	...	...	...	...	...	...
N ...	25	330	...	1,450	...	53	...	...
Total ...	169	3,192	3	3,490	4	2,851	1	930

## APPENDIX 2

*Extent of roads, footpaths and open spaces and periodicity of their sweepings*

Wards	Twice daily	Once daily	Twice a week	Once a week	Occasionally	Total
	Sq. yds.	Sq. yds.	Sq. yds.	Sq. yds.	Sq. yds.	Sq. yds.
H ...	30,357	3,07,672	...	2,49,348	2,49,837	8,37,214
K ...	1,41,341	10,55,846	...	16,967	3,49,946	15,64,100
L ...	4,864	47,754	1,19,978	32,247	61,227	2,66,070
M ...	...	13,465	...	44,608	19,120	77,193
N ...	77,235	75,272	8,454	27,682	53,844	2,42,487
Total ...	2,53,797	15,00,009	1,28,432	3,70,852	7,33,974	29,87,064

## APPENDIX 3

*Extent of drains by Wards swept by the Conservancy Branch*

Wards	House Drains		Road side sullage drains	Road side open Storm water drains used as sullage drains including nallahs	
	Miles	Yards		Miles	Yards
H ...	38	3,840	...	...	...
K ...	9	992	...	...	...
L ...	25	1,250	...	11	1,254
M ...	...	2,758	...	...	...
N ...	14	397	...	11	504
Total ..	86	9,237	...	22	1,758

## APPENDIX 4

*Work done by the Nuisance Detectors in each Ward*

Wards	Cases made under Section 372(e) of the Municipal Act	Cases made for Urinating
H	...	338
K	...	72
L	...	8
M	...	Nil
N	...	22
Total ...	49	440

## APPENDIX 5

*Number of actions taken for the provision of sanitary refuse bins and the number complied with*

Wards	Number of actions taken under Sections 368	Number of actions complied with
H	23	10
...	35	12
L	47	47
M	3	3
N	37	25
Total	145	97

## APPENDIX 6

*The number of authorised (Municipal refuse bins) and unauthorised (open spaces) dumping places in each Ward*

Wards	Number of Municipal Refuse bins	Number of unauthorised dumping places existing
H	190	3
K	235	25
L	83	12
M	62	20
N	65	8
Total	635	68

## APPENDIX 7

*The periodicity of attendance to the Municipal Refuse Bins and Dumping places*

Wards	Twice daily	Once daily	Alternate day	Bi-Weekly	Weekly
H	...	154	23	11	9
K	...	198	62	...	...
L	...	83	...	...	...
M	...	24	10	48	...
N	...	28	37	8	...
Total	...	487	132	67	9

## APPENDIX 8

*Statement showing the disposal of Refuse by different methods*

Wards	Reclamation of Municipal lands	Reclamation of Private lands	Incineration	Trenching
	Tons	Tons	Tons	Tons
H	10,362	1,110	Nil.	Nil.
K	8,485	6	Nil.	Nil.
L	4,175	770	Nil.	Nil.
M	200	2,137	Nil.	Nil.
N	5,505	129	Nil.	100
Total	28,727	4,152	Nil.	100

## APPENDIX 9

*Particulars of Basket Privies in each Ward*

Wards	No. of Basket privies as on 1-1-1954	No. of Basket privies added during the year	No. of Basket privies demolished or converted during the year	Total No. of privies on 31-12-1954
H ...	3,351	46	103	3,294
K ...	4,386	8	28	4,366
L ...	2,760	...	23	2,737
M ...	473	...	...	473
N ...	2,391	2	...	2,393
<b>Total</b> ...	<b>13,361</b>	<b>56</b>	<b>154</b>	<b>13,263</b>

## APPENDIX 10

*Public Sanitary Conveniences in each Ward as on 31st December 1954*

Wards	Water-closets		No. of equa privies		No. of Basket privies		Urinals	
	Blocks	Seats	Blocks	Seats	Blocks	Seats	Blocks	Seats
H ...	3	13	...	...	4	23	...	...
K ...	...	...	6	46	...	...	...	...
L ...	...	...	3	18	14	70	3	9
M ...	...	...	...	...	...	...	...	...
N ...	...	...	...	...	...	...	3	10
<b>Total</b> ...	<b>3</b>	<b>13</b>	<b>9</b>	<b>64</b>	<b>18</b>	<b>93</b>	<b>6</b>	<b>19</b>

## APPENDIX 11

*Number of Commodes in each Ward*

H	K	L	M	N	Total
205	26	3	...	8	242

## APPENDIX 12

*Daily and annual collection of night soil from each Ward*

Wards	Collected daily gallons	Collected during the year gallons
H ...	1,102	4,02,230
K ...	3,597	12,21,600
L ...	2,750	10,03,500
M ...	350	1,26,000
N ...	2,100	7,66,500
<b>Total</b> ...	<b>9,899</b>	<b>35,19,830</b>

## APPENDIX 13

*The number of cesspools and their capacity Wardwise*

Wards	No. of cesspools as on 1-1-1954	No. added during the year	No. demolished or discontinued during the year	Total	Capacity in gallons
H ...	1,132	17	56	1,205	3,16,351
K ...	1,935	4	18	1,957	7,39,882
L ...	923	...	...	926	3,85,797
M ...	262	1	...	312	87,460
N ...	738	2	...	740	2,74,021
Total ...	4,990	24	74	5,088	18,03,511

## APPENDIX 14

*Periodicity of attendance to and amount of cesspool contents, removed*

Wards	No. of cesspools attended in 20 days once	No. of cesspools attended once in 15 days	No. of cesspools attended once in 10 days	Amount of cesspool contents removed during the year
H ...	926	145	22	51,91,650 gals.
K ...	183	...	83	73,87,200 ..
L ...	54	274	597	83,45,250 ..
M ...	112	66	85	5,04,000 ..
N ...	43	309	386	49,11,400 ..
Total ...	1,318	794	1,173	2,63,39,500

## APPENDIX 15

*Anti-Rat work during 1954*

Wards	No. of rats caught alive	No. of dead rats collected	No. of complaints received and attended to
H ...	4,971	1	155
K ...	3,726	5	229
L ...	2,291	...	30
M ...	2,449	...	40
N ...	4,602	...	250
Total ...	18,039	6	704

## APPENDIX 16

*The number of carcasses removed by Municipal Agency and the number of carcasses disposed of at the disposal ground*

Wards	Animals removed by Municipal Agency		Total carcasses brought to the disposal ground		
	Big	Small	Big	Small	
H ...	...	...	1,202	8,964	By Contractor.
K ...	4	2	1,186	12,400	By Madhavis.
L ...	2	2	...	...	
M ...	...	...	...	...	
N ...	...	1	...	...	
Total ...	6	5	2,388	21,424	

## APPENDIX 17

*Housing of Conserancy Labour Staff.*

Wards	No. of chawls	No. of rooms	No. of employees housed
H ...	8 plus 6 S. P. Structures	169	344
K ...	8 plus 4 S. P. Structures	109	225
L ...	4	84	124
M ...	1	34	44
N ...	3	38	72
Total ...	24 plus 10 ... do	434...	809

## APPENDIX 18

*Veterinary Service.*

Year	Period	No. of animal cases treated..	Inoculations done	Remarks
1952 ...	January to December ...	4,049 ...	197	Inoculation work done by the Government District Veterinary Staff.
1953 ...	Do. ...	3,970 ...	Nil	
1954 ...	Do. ...	3,942 ...	Nil	

## APPENDIX 19

*Veterinary Service.*

Year	Period	Total Revenue
		Rs. a. p.
1952-53 ...	1st April to March ...	2,044 1 0
1953-54 ...	Do. ...	1,458 9 0
1954-55 ...	Do. ...	1,506 2 0

## APPENDIX 20

## MUNICIPAL TRANSPORT (SUBURBS)

Position during the year 1954.

Type of vehicle	Department	Total strength on Reg. on 1-1-54	Scrapped and awaiting disposal	New addition during the year	Total in working order	Remarks
Refuse Lorries	... Conservancy ...	23	2	...	21	
Refuse Trailer	... Do. ...	1	...	...	1	
Casspool Lorries	... Do. ...	30	5	2	27	
Mechanical Horses & C. P. Emptiers	... Do. ...	15	...	...	15	} Combination
	... Do. ...	15	...	...	15	
Moto Carts	... Do. ...	10	10	...	...	It was proposed to convert these ten vehicles into N. S. Trailer.
Pick Ups and Jeep for towing N. S. Trailers.	Do. ...	15	...	...	15	
N. S. Trailers	... Do. ...	74	8	...	66	
Dog Van	... Do. ...	1	...	...	1	
Meat Van	... A.S.M. (Sub.) ...	2	...	...	2	
Encroachment	... A.S.L. (Sub.) ...	1	...	...	1	
Station Wagon	... A.A. (Sub.) ...	1	...	...	1	
Ambulance	... Health (Sub.) ...	1	...	...	1	
Pick Ups	... A.I.O. ...	2	...	...	2	
Tiffa Trailer with Jeep	... A.I.O. ...	1	...	...	1	
Transport Lorries	... A.E. (Sub.) ...	4	...	...	4	
	Total ...	196	25	2	173	

# PART II

## INDEX

(SUBURBS)

	PAGES
(1) Appendices—Supplementary reports and Tables for Hospitals and Dispensaries	...9-37, 41-46
(2) Area and Population	... 1
(3) Birth and Birth-rate	... 1
(4) Births by months	... 9
(5) Cerebro-spinal meningitis	... 2
(6) Cholera	... 2
(7) Cemeteries	... 1
(8) Conservancy-Suppl. reports and Appendices	... 38-46
(9) Deaths and death rate	... 1
(10) Deaths by months	... 9
(11) Diphtheria	... 2
(12) Disinfection	... 2
(13) Dispensaries	... 8
(14) Dogs—Destruction of—	... 39
(15) Dogs—licensing of—	... 39
(16) Enteric fever	... 2
(17) Epidemic and other diseases	... 2
(18) Food Sanitation	... 2
(19) Hospitals	... 7
(20) Influenza	... 2
(21) Leprosy	... 2
(22) Malaria	... 2
(23) Maternity Services	... 8
(24) Meteorological Data	... 11
(25) Milch Cattle Stables	... 2
(26) Milk-in-School Scheme	... 6
(27) Notification of Infectious diseases	... 2
(28) Plague	... 2
(29) Poliomyelitis	... 2
(30) Prosecutions	... 12
(31) Rat Destruction	... 39
(32) Review of the year	... 1
(33) Small-pox	... 2
(34) Tuberculosis	... 2
(35) Vaccination	... 4-6
(36) Venereal Diseases	... 2

---