


**ADMINISTRATION REPORT
OF THE
MUNICIPAL COMMISSIONER
FOR
GREATER BOMBAY
FOR THE YEAR
1953-54**



V2311,61r
D8-
040407

ADMINISTRATION REPORT
OF THE
MUNICIPAL COMMISSIONER
FOR
GREATER BOMBAY
FOR THE YEAR
1953-54



BOMBAY
MUNICIPAL PRINTING PRESS
1954

CONTENTS

PART I

	PAGES
STANDING COMMITTEE'S REVIEW OF THE REPORT	I—xxx
COMMISSIONER'S REPORT	I—43
Accompaniments	
1. FINANCIAL—	
Report of the Chief Accountant, with Appendices	45—176
2. REVENUE—	
Report of the Assessor and Collector	177—183
3. ELECTIONS—	
Report of the Election and Town Duty Officer	185—186
4. PUBLIC WORKS—	
Report of the Special Engineer—Vaitarna-cum-Tansa Scheme	187—190
5. REPORT OF THE CITY ENGINEER—	191—243
(i) Construction Branch	191—194
(ii) Maintenance Branch	195—207
(iii) Private Building Construction (including set-backs)	207—209
Zoning	209—210
(iv) Sewage Purification Works	210—212
(v) Mechanical Branch	212—215
(vi) Drainage Branch	215—217
(vii) Planning Branch	218—220
(viii) Slum Service and Clearance	220—221
Appendices	222—243
6. ESTATES AND LAND MANAGEMENT—	
Report of the Estate Agent and Land Manager	245—263
Acquisition of Lands	245—248
Progress of Development Schemes	248
Special Roads Schemes	248
Changes in Lay-outs	249
Review of Ex-Trust & Municipal Estates	249—250
Dis-housing and Re-housing	250
New housing Schemes	250
Disposal of Lands	250—252
Management of Property & Collection of Revenue	252—254
Municipal Section, Legal and General	254—258
Statements and Appendices	259—263
7. WATER WORKS—	
Report of the Hydraulic Engineer	265—285
8. FIRE BRIGADE—	
Report of the Chief Officer	287—293
9. GARDENS—	
Report of the Superintendent	295—298
10. VICTORIA AND ALBERT MUSEUMS—	
Report of the Curator	299
11. MUNICIPAL LIBRARIES	301—302
12. CENTRAL STORES—	
Report of the Controller of Stores	303—306
13. LICENCES, SHOPS AND ESTABLISHMENTS—	
Report of the Superintendent	307—308
Report of the Chief Inspector	309—310

CONTENTS—Contd.

	PAGES
14. MARKETS AND SLAUGHTER HOUSES— Report of the Superintendent	311—315
15. PRINTING PRESS— Report of the Manager	317—320
16. K. E. M. HOSPITAL AND SETH G. S. M. COLLEGE— Report of the Dean	321—348
17. BAI YAMUNABAI L. NAIR CHARITABLE HOSPITAL, AND TOPIWALA NATIONAL MEDICAL COLLEGE	349—394
18. NAIR HOSPITAL DENTAL COLLEGE	395—398
19. MUNICIPAL GENERAL HOSPITAL, SION	399—425
20. GROUP OF T. B. HOSPITALS, SEWRI	427—430
21. LEGAL DEPARTMENT	431—439
22. EDUCATION— Report of the Education Officer	441—454
23. LABOUR— Report of the Labour Officer	455—458
24. INDEX—	459—463
PART II	
25. PUBLIC HEALTH— Health Officer's Report	1—11
Report of the Ag. Medical Superintendent, Arthur Road Hospital	11—13
Report of the Municipal Analyst	14
Report of the Superintendent of Vaccination	15
Vital Statistics—Health Officer's Report	16—77
Index	78

**REVIEW OF THE STANDING COMMITTEE ON THE ADMINISTRATION
REPORT OF THE MUNICIPAL COMMISSIONER FOR GREATER
BOMBAY FOR THE YEAR 1953-54.**

(SUBURBS)

The Municipal administration of the suburban areas continued to be carried on under the immediate charge of an Assistant Municipal Commissioner till 21st August 1953. Upon the loan of services of the incumbent of the post to the Government of India from 22nd August 1953, the municipal administration of the suburbs was placed under the direct charge of the Deputy Municipal Commissioner (Suburbs).

2. In preparing the Budget Estimates for the year under report an Opening Cash Balance of Rs. 18.09 lacs was estimated. On the final closing of accounts for the year 1952-53, the actual Opening Balance for 1953-54 was Rs. 31.67 lacs which was more by Rs. 13.86 lacs than the actual Opening Balance of the previous year, viz., Rs. 17.81 lacs. The total income was budgetted at Rs. 113.10 lacs but the actual realization amounted to Rs. 133.31 lacs, showing an increase of Rs. 20.21 lacs over the budgetted amount and an increase of Rs. 20.28 lacs over the actuals of the previous year, viz., Rs. 113.03 lacs. On the Expenditure Side, the budgetted amount was Rs. 119.14 lacs which exceeded by Rs. 16.60 lacs the actuals of Rs. 102.54 lacs of the previous year, but the actual expenditure at the close of the year amounted to Rs. 107.81 lacs which was less than the original estimate (Rs. 119.14 lacs) by Rs. 11.33 lacs. The anticipated deficit of Rs. 6.04 lacs was thus turned into a surplus of Rs. 25.50 lacs. The financial transactions for the year ended with a Closing Balance of Rs. 56.97 lacs against Rs. 31.67 lacs in the preceding year.

A detailed study of the Income Side reveals that there was a net increase of Rs. 20.21 lacs, compared with the original Budget estimates comprising of gross increases amounting to Rs. 23.28 lacs counterbalanced by decreases to the extent of Rs. 3.07 lacs. The main increases were under General Tax Rs. 9.28 lacs, Interest and profit on investment of surplus loan and other balances Rs. 2.17 lacs; Street Cleansing and Conservancy Rs. 0.62 lac; Licensing and Removal of Encroachments Rs. 1.31 lacs and Water Works Rs. 7.89 lacs. The main decreases in income are under Grant-in-aid from Government, Rs. 1.76 lacs; share from Budget 'A' for Town Duty under Section 123 (B) (2) of the Act Rs. 0.86 lac and Medical Relief and Education Rs. 0.32 lac.

The actual expenditure for the year, i.e., Rs. 107.81 lacs showed a net increase of Rs. 5.27 lacs over the actual expenditure of Rs. 102.54 lacs of the previous year. It was, however, less by Rs. 11.33 lacs than the original budgetted expenditure of Rs. 119.14 lacs. The final sanctioned grant for the year aggregated to Rs. 131.52 lacs against which the actual amounted to Rs. 107.81 lacs, leaving an unexpended balance of Rs. 23.71 lacs at the close of the year. Of this a sum of Rs. 10.99 lacs was being renewed for expenditure during the year 1954-55 and the balance, viz., Rs. 12.72 lacs was treated as savings on final grants sanctioned.

The amount of the loan proposed during the year was Rs. 45 lacs. A further provision of Rs. 15 lacs was made for raising a loan from Government for the work of laying a pipe line for Oil Refineries at Trombay. The amount actually raised to finance the Capital Works expenditure including purchase of Plant and Machinery was Rs. 20 lacs. A contribution of Rs. 1.20 lacs was received from Government, being 1/3rd share of the expenditure incurred on the extension and improvement of (a) water supply, (b) sewerage and (c) surface drains.

The book value of investments of the Sinking Fund at the close of the year amounted to Rs. 13.89 lacs including Rs. 129 in cash with the Imperial Bank of India. Valuing the Municipal Debentures at par, the market value of Sinking Fund Investments came to Rs. 14.29 lacs. This together with the amount of interest accrued upto 31st March 1954, viz., Rs. 4,857 and cash with the Imperial Bank of India Rs. 129 brings the amount of Sinking Fund to Rs. 14.34 lacs which more than covered the amount viz., Rs. 13.78 lacs to which the Sinking Fund should have accumulated at the close of the year. The excess in the Sinking Fund Investment account was Rs. 0.56 lac.

The total amount at the disposal of the Education Committee for the year was Rs. 17.64 lacs. The total expenditure amounted to Rs. 18.24 lacs. An amount of Rs. 5.50 lacs was received from Government towards the cost of Primary Education in the Suburbs.

3. The rates of taxation on buildings and for water supplied by meter measurement were the same as in the last year.

At the close of the year the total number of properties on the Assessment Register was 31,732 as against 30,854 and 29,448 in the previous two years showing an increase of 878 and 2,284 respectively. The rateable value of all properties was Rs. 348.91 lacs as against Rs. 305.31 lacs and Rs. 291.19 lacs for the previous two years. This gave a rate of Rs. 68.38 per head of population (5,10,250) as against Rs. 59.85 and Rs. 57.08 in the previous two years. The net total demand in respect of Property and Wheel taxes for the year was Rs. 92.43 lacs plus the arrears of Rs. 59.11 lacs from the previous year. The amount collected during the year was Rs. 102.35 lacs, as against Rs. 85.65 lacs in the previous year. The total outstanding of taxes at the close of the year amounted to Rs. 46.26 lacs, i.e., 31.13 per cent. of the net demand viz., Rs. 148.61 lacs.

The rates of taxation during the year continued to be the same as in the preceding half year, (1st October 1952, to 31st March 1953), viz., 5 per cent. in the case of buildings and lands the rateable values of which were above Rs. 2,000 in each case and 2½ per cent. in the case of buildings and lands, the rateable values of which were Rs. 2,000 and below but not less than Rs. 500 in each case. The net demand in respect of the tax was Rs. 20.65 lacs. The amount collected was Rs. 11.22 lacs, i.e., about 54.31 per cent. of the demand. This shows rather a high percentage of outstanding and the Standing Committee hopes that necessary steps will be taken for the collection of outstanding taxes in time.

In the classification of properties according to the user, it is found that out of 31,372 properties with an approximate rateable value of Rs. 348.91 lacs, 25,970 properties only are used for residential purposes with an approximate rateable value of Rs. 250.95 lacs.

From the classification of properties according to the rateable values, it is found that as many as 31,288 properties come within the rateable value of Rs. 20,000 leaving only 84 properties having rateable values between Rs. 20,001 and Rs. 3,50,001 and above.

Public Works.

4. In order to boost up the standard of municipal service under the Public Works in the merged areas, the progress of different construction works was speeded up during the year. Works of asphaltting water-bound roads, providing sewerage facilities, laying of sewers with Pumping Stations, remodelling markets, construction of housing accommodation for Municipal subordinate staff etc., etc., were undertaken in different parts of the suburbs during the year.

A provision was made to replace the old pumps at some of the Municipal Stations to cope with the increased volume of sewage consequent upon the increase in population. The total expenditure booked on the sewer works during the year was Rs. 19.5 lacs against Rs. 10.41 lacs and Rs. 3.16 lacs in the previous two years.

The sewerage work in Khar and Santa Cruz and the purification works at Khar were nearing completion. The works on the sewerage of Ghatkopar area were undertaken and are being expedited to facilitate sewerage of Industrial Housing at Chembur undertaken by the Housing Commissioner. The work of extending sewerage facilities to Vile Parle-Andheri area was undertaken during the year.

Some of the newly laid sewers in Khar-Santa Cruz area started functioning. In all 22 street connections were made at a cost of Rs. 4,958. 430 privies were converted into full flushing water-closets and an amount of Rs. 35,400 was paid as subvention money.

5. The work of preparing an inventory of the Municipal properties in the Suburbs was nearing completion. The work of preparing a Road list for the Suburbs was taken in hand.

The total mileage of roads in the Suburbs is about 139, comprising 26 miles of water bound roads, 107 miles of asphalt roads, 2 miles of concrete roads and 4 miles of unmetalled roads. Many water bound roads were asphalted during the year. Materials amounting to Rs. 0.11 lac were supplied to the residents in different areas for carrying out the work of water bound roads through voluntary efforts.

The ferry service between Versova and Madh was maintained satisfactorily during the year. The total receipts amounted to Rs. 14,844 as against the expenditure of Rs. 8,673.

The cost of street lighting, both by electric and incandescent lamps numbering 4,918, amounted to Rs. 3.36 lacs against Rs. 1.62 lacs in the previous year. The work of improving lighting on many roads was in full vigour. Most of the through and main roads were provided with lights.

There is an urgent need of constructing public sanitary conveniences at suitable sites in the suburbs. Plans and estimates for different areas were prepared but no satisfactory progress was made for want of suitable sites.

Special Building Bye-laws for the Suburbs in addition to the Building Regulations in the City were brought into effect from 15th April 1952. But it was found that they required thorough overhauling in the light of the practical experience gained.

It was proposed to vary all the twenty finalised Town Planning Schemes in the Suburbs so as to allow in particular more built up area and an additional storey. The Town Planning Schemes Nos. III, IV and V, Bandra, were proposed to be varied. Government sanction for the same is awaited.

The area of the Suburbs merged within the City proper is very large and the Corporation's resources to bring them on a high standard of civil services are very limited. It will, therefore, take a long time to bring the suburban area to the standards obtaining in the City as regards various amenities. An all round effort was, however, made during the year to improve the condition of these areas and to provide additional amenities within the resources available. Throughout the year the tempo of construction works was kept up. There was a good deal of activity particularly in the Trombay area where two very large Oil Refineries were established; various new roads in Trombay and Chembur were under construction. A number of residential buildings were also under construction by the Housing Commissioner for providing accommodation for about 9,000 families (industrial labourers) in the area.

6. Suburbs like the City were supplied with water by gravity from the three lakes, viz., Tansa, Vihar and Tulsi. In the suburban areas, water is supplied for 24 hours except for certain elevated localities like Bandra Hill and Pali Hill which receive water for 10 hours at night time. Water for all purposes was charged by meter measurement. There were in all 10,852 connections in the Eastern and Western Divisions of the Suburbs against 10,040 and 9,549 in the previous two years. About 3,270 million gallons of water were supplied to these divisions during the year against 3,140 and 2,300 million gallons in the preceding two years.

98.31 miles of water mains of various sizes were maintained during the year. There were 83 complaints regarding the absence of water supply and 1,082 about short supply against 67 and 800, respectively, in the previous year. It is reported that most of these complaints were due to manipulation of supply by landlords to prevent against excessive use of water by tenants. 38 fire calls were answered by the Suburban Departments and about 0.27 million gallons of water was used for the purpose.

There were 37 bursts on various mains and 2,152 repair works were carried out during the year.

Ten Parks and Gardens were maintained by the Water Works Department during the year at a total cost of Rs. 11,500. Considerable improvements, renovations, etc., were carried out to keep these places in an attractive condition for recreation of the suburban population.

There were 143 Public Stand Pipes and 86 wells during the year under report and about 90 million gallons of water was supplied gratuitously to the public through the stand pipes.

It is gratifying to note that during the year under report the benefit of piped water supply was extended to Vadhavoli, Kirol, etc., Villages at a cost of about Rs. 59,900. Upto this time these villages depended for their water supply on a few private wells, which frequently dried up during the summer.

For improving water supply in the suburbs, new mains were laid and old ones were enlarged to meet the increasing demand for domestic and industrial purposes. It is reported that 53,837 feet of water mains of different sizes were laid at a total cost of Rs. 9 lacs.

7. During the year 5,826 Licences and Permits were issued as against 5,061 and 4,350 during the previous two years, showing an increase of 765 and 1,476 respectively. The fees realized therefrom amounted to about Rs. 1.55 lacs as against Rs. 1.66 lacs and Rs. 0.93 lac in the previous two years. The reason for a drop of Rs. 0.11 lac in the receipts as compared with the previous year's revenue in spite of an increase in the number of permits issued are not mentioned in the report. Fees amounting to Rs. 27,425 were received for permits issued for exhibiting 915 sky-signs and advertisements, as against Rs. 38,999 and Rs. 22,697 in the previous two years. The fees realized from the issue of 3,438 licences to Hawkers and Squatters amounted to Rs. 37,676 as against Rs. 29,547 and Rs. 23,220 in the previous two years.

During the year 587 prosecutions for offences under the Act as against 413 and 427 in the previous two years were instituted. The total amount of fines inflicted in 206 cases was about Rs. 4,477 as against Rs. 3,510 and Rs. 3,569 for the previous two years in 131 and 151 cases of convictions, respectively.

8. During the year 1,671 new Establishments were registered and the total number of Establishments registered at the close of the year was 9,527 as against 8,729 and 8,082 in the previous two years. During the year 227 complaints were received and 12 were pending disposal at the beginning of the year; 216 complaints were investigated, leaving 23 pending at the close of the year. While 483 prosecutions were instituted during the year, the number of cases pending at the end of the year was 68. The total amount of fines realised was Rs. 17,760 as against Rs. 8,305 in the previous year. A sum of Rs. 5,814 was received by way of collection of parking fees at the Juhu Foreshore. This was discontinued from 1st November 1953. The total expenditure incurred in administering the Act was Rs. 77,446 including the Dearness Allowance. The grant-in-aid sanctioned by the Government for the year 1952-53 in respect of the administration of the Act in the suburban area was Rs. 8,305 against Rs. 8,085 in the previous year. An amount of Rs. 2,809-12-0 was received by way of Registration Fees, etc., as against Rs. 2,786 in the preceding year.

Theatre Tax.—The concession of 20 per cent. rebate, if the tax was paid in advance before the 5th of the month was continued during the year. The total collection of receipts from this tax amounted to about Rs. 86,886 as against Rs. 79,989 in the previous year.

9. During the year the number of Municipal Markets and Slaughter Houses remained the same as in the previous year viz., 16 and 5, respectively. Besides the 16 Municipal Markets there were two private markets as in the previous year. The Five Year Plan for expansion and development of marketing facilities in the merged areas had been partly implemented by including proposals of acquisition of land and establishing a market at Kurla, remodelling the Khar Market and centralisation of the slaughter of sheep and goats on the east side in the Kasaiwada, Kurla. In the City for lack of space of development, it is not possible to remodel and extend the markets but the Standing Committee hopes that care will be taken to see that in the merged areas where space is available the layout of markets will be done by a systematic planning with space available for future expansion.

The total receipts of the Department during the year amounted to Rs. 5.15 lacs as against Rs. 4.42 lacs and Rs. 4.59 lacs realised in the previous two years. The rise in the revenue was mainly due to the increase in the receipts of squatters fees and the recovery of arrears of the enhanced entrance fee.

During the year unwholesome articles of food, such as, meat, fish, vegetable, etc., weighing 11,687 lbs. were destroyed as against 11,998 lbs. and 28,426 lbs. for the preceding two years. The total meat destroyed was 2,804 lbs. as against 6,135 lbs. and 1,316 lbs. in the previous two years. Out of the 26 prosecutions launched for unauthorized slaughter of animals during the year 18 resulted in convictions, 6 in acquittals and 2 were pending. Total fines inflicted amounted to Rs. 620.

10. In the merged areas during the year, the Corporation maintained 93 Municipal Schools with 19 regular Classes with a strength of 27,634 pupils on the roll and 743 teachers of whom 614 were trained and 129 untrained. Four new Schools and one Class were opened while six Schools were converted into Classes and two Classes were converted into Schools. Out of 93 schools, 36 were Upper Primary Schools.

The number of Municipal owned school-buildings at the beginning of the year was 32 against 31 in the preceding year. During the year a new school building at Vile-Parle was

An amount of Rs. 1,40,753-14-6 was collected as Riot Taxes in the year under report.

General Remarks. During the year under report the dispute between the Central Government and the Corporation about the payment of General Tax at a rate higher than the rate prevailing immediately before 1st April 1947 was amicably settled as the Central Government have agreed to pay the tax at the enhanced rate from 1st April 1954.

Urban Immovable Property Tax. 11. The rates of taxation continued to be the same as in the previous year, viz., 5 per cent. in the case of buildings and lands the rateable values of which were above Rs. 2,000 in each case and 2½ per cent. in the case of buildings and lands the rateable values of which were Rs. 2,000 and below but not less than Rs. 500. Properties having rateable value of less than Rs. 500 per annum continued to be exempted. During the year under review, the demand in respect of this tax was Rs. 97.01 lacs, as against this demand, the collection amounted to Rs. 74.99 lacs; and drawback Rs. 20-2-0 only, while Rs. 22.09 lacs remained outstanding at the close of the year. The total collection of the Tax during the year amounted to about Rs. 88.82 lacs.

In the classification of properties according to user, it is found that out of 54,157 properties, with an approximate rateable value of Rs. 2,343.85 lacs, 36,103 properties only are used for residential purposes with an approximate rateable value of Rs. 1,244.35 lacs.

From the classification of properties according to rateable values it is found that as many as 46,610 properties come within the rateable value of Rs. 20,000, leaving only 1,701 properties having rateable value between Rs. 20,001 and Rs. 3,50,000 and above. These figures do not include properties belonging to the Bombay Port Trust and Railways, which are assessed in lump.

Town Duties. 12. During the year the rates of Town Duties continued to be the same as those in the previous year, except that of Ghee substitutes which was reduced from Re. 1 to As. 8 per quarter with effect from 1st April 1953. The gross realization from Town Duties amounted to Rs. 93.86 lacs as against Rs. 92.95 lacs and Rs. 96.23 lacs in the previous two years. There was an increase in the net receipts from grain and sugar and commodities not accounted for with a corresponding decrease in timber and plywood, tea, dates (wet) and edibles. The refund for the year under review was Rs. 19.67 lacs as against Rs. 20.19 lacs and Rs. 24.52 lacs in the previous two years. Town Duties gave a net revenue of Rs. 74.19 lacs as against Rs. 72.76 lacs and Rs. 71.71 lacs in the previous two years. The total number of claims for refunds was 36,608 as against 34,564 and 29,379 in the preceding two years. Though the number of claims for refund during the year was more by 2,044 than in the previous year, the amount of refund was less by Rs. 0.53 lac.

Fees for stamping sugar bags, tea-cases, etc., amounted to Rs. 0.84 lac as against Rs. 1.01 lacs and Rs. 0.83 lac in the preceding two years.

Town duties collected at Bhandup and Jogeshwari in respect of articles coming by roads amounted to Rs. 6.03 lacs as against Rs. 6.92 lacs and Rs. 7.19 lacs in the preceding two years. Town duties on dutiable parcels imported by air amounted to Rs. 0.10 lac as against Rs. 0.05 lac in the preceding year.

During the year under report, Section 195 of the Bombay Municipal Corporation Act, was amended with effect from 27th November 1953 under which refund of Town Duty on export of articles, upon which Town Duty was levied at the time of their import was fixed at 93½ per cent, the balance of 6½ per cent. to be credited to the Municipal Fund as fee for collection and refund. Under the same amendment of the Act, the minimum amount of refund admissible was raised from Rs. 5 to Rs. 10.

Elections. 13. Supplementary Election Roll containing 467 names was published on 20th December 1953, in accordance with the provisions of Section 21-B of the Bombay Municipal Corporation Act.

Municipal Properties. 14. The total number of properties, both Municipal and ex-Trust, maintained by the Maintenance Branch during the year was 3,183 which was more by 27 and 42 than the number of properties, viz., 3,156 and 3,141, respectively, in the previous two years. This increase was due to new buildings having been handed over for maintenance. The work of up-keep and maintenance of these buildings was carried out partly by contract and partly by departmental agency. The Budget provision for the said purpose was Rs. 23.53 lacs against which the expenditure incurred amounted to Rs. 15.43 lacs. Corresponding figures of the Budget grant and expenditure for the last two years were Rs. 24.56

lacs and Rs. 22.64 lacs and Rs. 9.74 lacs and Rs. 11.39 lacs, respectively. In addition, repairs to school buildings under Budget 'E' were also carried out at a total expenditure of Rs. 36,261, in the year under report. Out of the total expenditure, works to the extent of Rs. 10.68 lacs were carried out departmentally and of Rs. 3.94 lacs through the Petty Works contractors, as against Rs. 8.22 lacs and Rs. 2.63 lacs, respectively, in the previous year.

New Works and Special Repairs Works were carried out at a total expenditure of Rs. 3.83 lacs as against Rs. 4.02 lacs in the previous year. The total Budget grants for carrying out Special Repairs to Municipal properties and *ex-Trust* Chawls and properties were Rs. 4.00 lacs and Rs. 7.16 lacs, respectively, as against Rs. 3.22 lacs and Rs. 9.05 lacs, respectively, in the previous year, against which the actual expenditure incurred during the year amounted to Rs. 1.09 lacs and Rs. 5.23 lacs, respectively, as against Rs. 1.88 lacs and Rs. 1.43 lacs, respectively, in the previous two years.

Works on the five years' programme of heavy repairs and improvement of water supply to the *ex-Trust* Chawls were continued. The work of improving water supply at Chandanwadi Chawls, Princess Street Chawls and some chawls at Sydenham Road Estate was completed, while measures therefor at the Palton Road and Bellasis Road Chawls were in progress. The works of electrification of Sydenham Road Chawls, Nagpada and Mazagaon Chawls were nearing completion.

The cost of maintenance of Municipal and *ex-Trust* buildings continued to be on the upward trend. This increase was largely due to the continuously deteriorating condition of the properties consequent upon their old age and overcrowding of the premises due to prevailing housing shortage.

The following major works were completed during the year :—

Construction.

- (1) A building for an electrically operated Crematorium at Chandanwadi ;
- (2) Construction of a school building at Laxmi Narayan Lane, Matunga ; and (3) Additional floor over the J. R. Municipal School Building at Sandhurst Road (East).

The following new works were undertaken during the year and were either in progress or nearing completion at the close of the year :—

- (1) Reconstruction of godown at the Central Stores at Byculla ; (2) Construction of a Repairs Workshop at the Dadar Purification Works ; (3) Construction of a covered market at Dongri ; (4) Construction of a school building at Suparibaug ; and (5) Construction of a school building in Scheme 6, Sion-Matunga Estate.

A programme of constructing school buildings in different parts of the City was framed and the same was being pursued according to the availability of funds and suitable sites. A Five Year Programme for the construction of Municipal owned school buildings was under consideration at the close of the year.

During the year under report the following work of construction of tenements for housing the Conservancy Staff of the Public Health Department was in progress :—

- (1) Construction of the remaining 96 tenements at Rajwadkar Street, Colaba, 48 tenements having been completed ;
- (2) Construction of 144 tenements out of 244 tenements at Bapty Road Yard ;
- (3) Replacement of 'Patra Chawls' at Mahalaxmi by storeyed building comprising of 410 tenements and 10 shops.

A semi-detached house comprising two tenements 12'×10' and a verandah 4' wide was erected at Jogeshwari Squatters' Colony departmentally with walls of soil cement bricks. The cost per tenement worked out at about Rs. 700.

Another house comprising one tenement was also erected at the same colony with walls of pre-cast vibrated concrete panels and columns through the agency of Messrs. Sayaji Cement Products at a cost of Rs. 1,188.

15. During the year 5,052 applications against 5,437 and 4,391 in the previous two years were received for the construction of new buildings or additions and alterations to the existing ones. The number of buildings covered by these applications was 2,067 against 1,689 and 1,990 in the preceding two years. It is very

significant to note that there was a considerable fall in the number of new tenements constructed during the year which was 1,996 against 2,568 and 2,565 in the preceding two years. Out of 1,996 tenements, 291 were one-room tenements 662 two-room tenements and 1043 larger tenements. The corresponding figures for the two years were 303,597 and 1,665 ; 492, 634 and 1,442, respectively. Of the newly constructed tenements during the year the highest number was 777 in G Ward in which 218 one-room, 387 two-room and 172 larger tenements were constructed. The total number of buildings constructed by private enterprise during the year was 423 of which 164 were residential and 253 non-residential, 4 buildings were constructed by Co-operative Societies and 2 by employers for their employees. It will thus be seen that the new buildings activity in the year of report did not even touch the fringe of the problem looming large since a long time. A fillip in this industry is very essential, if housing accommodation is to be provided to the citizens within some reasonable range of time.

The number of tenements demolished during the year was 580 against 535 in the previous year. Of these 434 were one-room tenements, 60 two-room tenements and 86 were larger tenements. Of the demolished buildings, the highest number was 136 in G Ward in which 124 one-room tenements, 8 two room tenements and 4 larger tenements were demolished. Such demolitions tend to aggravate the existing acute housing shortage. The Standing Committee hopes that the executive get themselves first thoroughly convinced about the ruinous condition of a house which its owner may propose to demolish sometimes with the intention of ousting tenants who may not surrender to his whims.

During the year under report, action for removal of unauthorised works was taken vigorously to check the growing tendency on the part of law breakers to put up such structures without permission and in contravention of the provisions of the Act and the Building Bye-laws. Most of such structures were inadequately lighted or ill-ventilated or were deficient as regards open spaces required under the Building Bye-laws. Sanction of the Standing Committee was obtained in 137 cases, for the removal of unauthorised works and 54 such works were removed by the parties while 34 cases were removed departmentally. Out of the remaining 49 cases, in 3 cases the works were regularised and 46 cases were pending at the close of the year.

The Corporation had revised the scale of stall-board charges with effect from 1st April 1952. Under this scale only the projections on important streets are to be charged at one and half times the rates charged for other projections. This has resulted in giving considerable relief to the stall-board holders as against double the rates originally proposed to be charged.

Action for the removal of stall board projections and show cases on public streets was continued through the Stall-Board Removal Staff. In all 2,142 notices were issued against 3,856 in the previous year. Out of these, 1,653 notices were complied with 489 were pending at the close of the year as against 2,574 and 1,282, respectively, in the previous year. During the year 1,723 projections were removed by the parties of their own accord and 2,318 were removed departmentally.

763 stall-board projections and 911 weather-framed projections were allowed to be retained on payment of fees against 1,207 and 848, respectively, in the preceding year. The net income derived from temporary projections, such as, stall-boards, etc., amounted to Rs. 3.49 lacs against Rs. 2.32 lacs and Rs. 2.76 lacs in the preceding two years, while the expenditure incurred on the establishment, etc., for the control of such projections was Rs. 0.97 lac as against Rs. 0.90 lac and Rs. 0.83 lac in the preceding two years.

In the case of dilapidated houses the issue of notices and the launching of prosecutions continued as before. In some cases where the owners failed to comply with the requisitions in spite of convictions, the tenants approached the authorities to force the landlords to carry out repairs. The tenants were given authorities under Section 499 of the Act to carry out repairs works and to recover the reasonable expenses incurred by them from the rents.

In some cases departmental action had to be taken for pulling down unsafe portions of buildings in the interest of public safety as the owners failed to carry out Municipal requisitions. In some cases the owners deposited the amount towards the expenses of such work.

It is hoped that the new Rent Act which came into force from 1st April 1954, would give an inducement to the landlords to carry out repairs as they would be entitled to increase the rent to the extent of 5 per cent. on the amount spent on repairs.

The prevailing acute housing shortage hampered the improvement and widening of narrow streets in congested localities. The setback lines prescribed on a majority of such

streets in the City could not be demanded for want of alternative accommodation of the dis-housed persons. It is hoped that the executives will not take drastic actions against the landlords only for the purpose of widening a road unless some alternative accommodation is provided for the purpose.

16. Dadar Purification Works.—The sewage Purification Works at Dadar functioned satisfactorily throughout the year under report. The total volume of sewage received at the Plant during the year amounted to 3,746.43 million gallons, *i.e.*, an average of 10.26 million gallons per day, against the total quantity of 4,073.53 and 3,952.6 million gallons received at the Works in the previous two years giving a daily average of 11.16 and 10.8 million gallons, respectively. The total quantity of sludge gas generated during the year was 45.11 million cubic feet almost 6.25 million cubic feet more than the last year's average while the production was 1,23,603 cubic feet per day. From the experience gained it can be said that the distribution of sludge gas for domestic consumption was both economical and simple. The total revenue realised during the year by sale of gas amounted to Rs. 1.11 lacs as against Rs. 78,490 and Rs. 62,690 in the previous two years. The total expenditure on power, stores, laboratory, establishment, etc., charges for the purification plant, Digestion Tanks, Sewerage Pumping Station, etc., amounted to Rs. 2.70 lacs as against Rs. 2.31 lacs in the previous year.

Love Grove. Sewage installation at Love Grove worked satisfactorily throughout the year. The average quantity of sewage pumped during the year was about 71.48 million gallons per day against 57.95 million gallons per day in the previous year. The total expenditure on the maintenance of the station was Rs. 3.03 lacs as against Rs. 2.46 lacs and Rs. 1.94 lacs during the previous two years.

Dharavi Purification Works. The electrical and mechanical machinery for the work of providing a purification plant capable of treating 5 million gallons per day forming part of the Scheme of treating 10 million gallons was installed during the year, and the work of installing new pumps at the Mahim Pumping Station, sewage from which will be carried to the Dharavi Purification Works was completed. The work of refuse dumping was started in September 1953. Regular samples were collected and tested. Gas generated at the Works was supplied to the Municipal Group of Hospitals, Sion. The plant was put into operation on 22nd June 1953.

Remodelling existing sewerage system. The sewerage system of the City depends upon the satisfactory working of Pumping and Compressor Stations. Sewage from the sewerage system of the City was pumped through 13 Pumping Stations, 5 of which, *viz.*, Love Grove, Dadar, Matunga, Mahim and Jacob Circle are major stations and the remaining are secondary ones. The Pumping stations at Dharavi and Tulsi Pipe Line Road were installed and put into operation during the year and they worked satisfactorily. The number of secondary stations will be also increased when the schemes of Pumping Stations at Chowpatty, Chinchpokli and at the Globe Mill Passage are ready for operations. The work at the Globe Mill Passage is practically completed and it will start functioning from June 1954. All the Pumping Stations worked satisfactorily during the year.

Upto this time considerable difficulty was experienced in removing the silt accumulating at the bottom of the sumps of various stations due to tremendous increase in the quantity of silt finding its way in the sewers. This was removed at some stations by agitating the sewage with compressed air. In the design of the new pumping stations, arrangements are made for getting sumps cleaned mechanically, so that the sump wells can be cleaned even at the time of peak load flows without the aid of manual labour. This has worked well at the newly installed pumping station at Tulsi Pipe Line Road.

17. Transport. During the year 448 motor vehicles were in commission against 454 and 344 in the previous two years. During the year 19 old vehicles were scrapped and sold, 10 new vehicles and 1 new motor car were purchased and 2 vehicles used for distribution of milk were converted as ambulances and added to the fleet. The expenditure incurred on the maintenance of the motor transport amounted to Rs. 15.20 lacs against Rs. 10.15 lacs and Rs. 9.57 lacs in the previous two years.

The execution of the scheme for constructing a Central Garage near Worli for housing all the vehicles at a central place sanctioned by the Corporation was further deferred due to financial stringency.

18. Repairs and Maintenance of Roads and Foot-paths. The total mileage of roads in the City limits at the end of the year was 273.606 miles against 280.891 and 270.717 in the preceding two years. The cost of adding to roads the setback lands acquired in the different parts of the City amounted to Rs. 1.21 lacs. The total area thus added to the road during the year was 9,447 square yards.

During the year, about 60,212 square yards of area of road surfaces were renewed with 3" sheet asphalt and 'Recondo' process at a total cost of Rs. 4.67 lacs. The work of maintenance of roads and footpaths was generally satisfactory throughout the year. A total area of 2.63 lac square yards of the different types of the road surfaces was improved during the year. The work of asphaltting foot-paths was continued during the year and foot-paths of 26 roads covering an area of 56,841 square yards were asphalted at a cost of Rs. 1.26 lacs.

Traffic islands were provided at important intersections and the total number of such islands at the close of the year was 99.

During the year a sum of Rs. 1.31 lacs was realised on road opening fees, ground rents or fees for temporary occupation of roads and foot-paths.

Total number of street lamps in the City at the end of the year was 11,885 as against 11,638 and 11,619 in the previous two years. An expenditure of Rs. 19.69 lacs was incurred for lighting and maintenance of street lamps. An additional expenditure of Rs. 2.26 lacs was incurred on erection of new lamps, maintenance, miscellaneous works, etc.

19. As in the past the major portion of refuse was as usual transported to Deonar in railway wagons. The remaining refuse was dumped into low-lying lands in the City, viz., Hornby Vellard, Haines Road Cemetery, near Love Grove Pumping Station, Sion-Kurla Creek, Dadar Purification Works and Dharavi, which sites were required to be filled in. A part of the refuse was also utilized for filling in the old storm Water Reservoir.

Three trains consisting on an average of 22 wagons each were in commission for the transport of refuse to Deonar every day. Total number of wagons sent to Deonar during the year under report was 23,465 as against 25,421 and 26,433 during the previous two years. The total quantity of refuse removed to Deonar was about 3.99 lac tons as against 4.07 lac and 4.49 lac tons during the previous two years. The total expenditure on account of removal and disposal of refuse amounted to Rs. 7.83 lacs against Rs. 8.87 lacs and Rs. 8.90 lacs in the preceding two years. The total cost of unloading refuse wagons amounted to Rs. 3.64 lacs as against Rs. 3.98 lacs and Rs. 4.06 lacs in the previous two years. The work of unloading refuse wagons was carried out wholly by contract. The cost of haulage and unloading per ton amounted to Rs. 1-15-5 approximately as against Rs. 2-7-10 and Rs. 2 per ton in the previous two years. The decrease in expenditure was due to less number of wagons received at Deonar.

The position of the rolling stock required for work was not satisfactory. The rolling stock including stock lying "sick" in the Railway Workshop at Mahalaxmi siding and at Deonar is 106 as against 122 in the previous year. As it was found necessary to increase the rolling stock, a provision of Rs. 7 lacs for the purchase of 50 wagons was made in the Budget. Taking into consideration the urgent need of wagons it was decided to purchase 45 iron bodied open second hand Railway Wagons to be used as Refuse Wagons from the Western Railway authorities. The health of the City usually depends on the prevailing sanitary conditions. Looked at from this angle it must be admitted that the position is not as satisfactory as would be desired and sometimes there is complete break down of the conservancy machinery even endangering the city's health and giving rise to epidemic diseases. A radical change seems necessary to put these services on a proper and fool-proof footing.

20. The Master Plan for the Greater Bombay Region was approved by the Corporation in 1948. The State Government consider that the implementation of the Master Plan is primarily the responsibility of the Municipality. In regard to control of the user of land, provisions of amended Bye-laws being inadequate further legislation to introduce zoning was under consideration.

Investigation was made in respect of waste lowlying areas lying idle in the suburbs due to tidal inundation. Some of the areas bear high potentiality for immediate use for industrial or residential purposes. Though the rough outline for the reclamation of lands was formed the problem is being studied further on different lines analogous to those practised in Holland with proper local adaptations without the conventional mode of filling in the areas by earth.

As a result of the survey of existing industries and the discussion with factory owners a revised plan was evolved and approved by the Zoning Committee. A Zoning Code and the final detailed plan are under preparation.

The data for the planning of the Municipal Slaughter House to be established at Deonar was collected for preparing a preliminary scheme. No further progress was made in this direction except providing an access road in the course of the year at a cost of Rs. 4.13 lacs.

The work of the aerial survey of the Greater Bombay Region was completed and photo-mosaics with contact prints have been since received.

The total expenditure booked for the preparation of the Master Plan work from the commencement, viz., 1st June 1947 upto 31st March 1954, amounted to Rs. 2.25 lacs.

The Government of India after studying various sites with Municipality approved during the year an alternative site at Powai for the proposed Western Higher Technological Institute and the same was notified by the Government of Bombay for acquisition.

Details for the development of the Juhu Beach on the Government land on the foreshore were prepared during the year.

Town Planning Scheme.—In all 4 Town Planning Schemes for Bombay City were approved by the Corporation and the State Government upto 31st March 1954. The whole of the Town Planning Scheme area in City No. 1 was kept under vigilant control with a view to preventing constructions in contravention of the provisions of the Town Planning Act.

The Mahim area covered by the provisions of the Bombay Town Planning Act, 1915, was divided into three Schemes, viz., Schemes Nos. 2, 3 and 4.

The total expenditure incurred in connection with the preliminary works of the proposed Town Planning Schemes for the areas from the commencement upto the end of the year under report was Rs. 4.02 lacs, and the expenditure during the year amounted to Rs. 1.08 lacs. The Department continued to look after the work of acquisition of lands and preparation of lay-outs, etc., as before. The Trustees were appointed Estate and Land by the Charity Commissioner in connection with Scheme 5, Case No. 374, Temple Property and the Award of the Special Land Acquisition Officer was awaited. There being stiff opposition from the villagers from Scheme 52, Worli Village, for fear of being dispossessed of their ancestral properties, a new scheme which would meet their objections and also enable the Municipality to carry out improvement in that locality was under consideration and the City Engineer was requested to prepare a lay-out showing the development of the locality. Possession of Government land in Scheme 6, Sion-Matunga Estate, was taken over for the purpose of Municipal Housing, and the documents were being executed. The case about the Scheme for widening the 1st Marine Street, Dhobi Talao, was closed and a fresh agreement with the Trustees was under preparation. Possession of the properties in Lower Parel Division for provision of a recreation ground, etc., was taken during the year. No progress was made in connection with the revised lay-out of Haji Ali Park, Hornby Vellard, during the year. Government sanction to the revised lay-out was still awaited.

Out of the total area of 139.36 lacs sq. yds. (about 2,879 acres) vested in or acquired by the ex-Trust, about 37.3 per cent. remained to be developed and out of the developed area 3.5 per cent. remained to be leased, including an area of 1,62,509 sq. yds. reserved for municipal purposes, such as, schools, markets, etc. At the end of the year, the area of undeveloped land was 51.97 lacs sq. yds., as against 52.15 lac sq. yds., in the previous year, the cost of acquisition of which was Rs. 187.09 lacs as against Rs. 187.74 lacs in the preceding year.

During the year under report not a single Municipal plot was disposed of while the number of plots disposed of, in previous three years were, 3, 1 and 10, respectively.

The area of land disposed of during the year show a decrease over that for the last year while the value realized thereon is more, viz., 11,871 sq. yds., and Rs. 6.69 lacs, as against 14,923 sq. yds. and Rs. 5.87, respectively, in the preceding year.

During the year, in all 21 plots covering a total area of 16,371 sq. yds. and valued at Rs. 7.82 lacs were leased. The corresponding figures of the last two years were 11 plots, 14,923 sq. yds., Rs. 5.87 lacs and 32 plots, 23,092 sq. yds., and Rs. 5.03 lacs, respectively. The total number of plots disposed of upto the end of the year of report was 4,226 with an area of 59,63,611 sq. yds., valued at Rs. 12,29,55 lacs as against 4,213 plots with an area of 59,53,705 sq. yds., and having a value of Rs. 12,240. lacs, respectively, in the previous year.

Of the 21 plots leased during the year, 5 were leased on rental basis and 16 on premium basis, as against 11 plots during the preceding year out of which 9 plots were leased on rental

basis and 2 on premium basis. The total annual rental to be derived from 5 plots was estimated at Rs. 23,855 as against for 9 plots estimated at Rs. 21,697 in the preceding year. Of the plots leased during the year, the highest number was 4 in Suparibaug Estate.

During the year under review an amount of Rs. 12.86 lacs was received by way of commutation of ground rent, premium, etc., as against Rs. 9.68 and Rs. 10.12 lacs in the preceding two years.

At the commencement of the year, the Department had in its charge 568 acquired or surrendered buildings against 571 in the preceding year. These continued 5,008 tenements and they remained as such during the year under review. Rent realized from these buildings totalled Rs. 7.95 lacs as against Rs. 7.98 lacs in the previous year.

At the present rate of rents, losses are being incurred by the Municipality every year and to compensate that loss the Commissioner has placed before the Corporation a proposal for increase in rents of *ex-Trust* Chawls built prior to II World War by 50 per cent. in respect of residential rooms and 60 per cent. for shops and godowns and for creation of an Amenity Fund and Rent Equalisation Fund. It may be mentioned that even after increasing the existing rents of old tenements as proposed their rentals will be still lower than those charged by private landlords for similar tenements in the vicinity. They will also be lower than the economic rents.

The monthly rent charged for one-room, two-room and three-room tenements in permanent *ex-Trust* Chawls ranged, respectively, from Rs. 4-15-0 to Rs. 10-13-0 from Rs. 18-8-0 to Rs. 25 and from Rs. 30-13-0 to Rs. 36-1-0 and Rs. 8 for larger rooms with partition remained the same as in the previous year. These rents were about 30 per cent. less than the economic rent and were in fact still lower when compared with the existing trend of rents of private premises, while the maintenance cost on account of sanitation and repairs was far higher than incurred by private landlords. The average population in the chawls during the year was 62,008 against 61,217 and 61,130 in the previous two years, while the corresponding figures for semi-permanent sheds including Labour Camp were 29,058, 36,629 and 21,915, respectively. The death rate in the chawls during the year was 3.6 per 1,000 against 4.5 and 5.1 in the preceding two years.

With a view to relieving housing shortage in the City, the Corporation have permitted construction of an additional floor on buildings on plots in *ex-Trust* and Shivaji Park Estate. In accordance with this policy, additional floors on 46 buildings were sanctioned during the year on payment of extra premium of Rs. 1.47 lacs. Construction of 729 motor garages on the compulsory open spaces of plots in these Estates was also sanctioned during the year on payment of extra premium amounting to Rs. 0.28 lac.

With the object of maintaining sanitation, etc., at the Municipal chawls and buildings the enforcement of Bye-laws framed by the Corporation was continued along with the propaganda work and the supervision of the inspecting staff, during the year, as a result of which fines amounting to over Rs. 670 were recovered. The amount of fines realized is to be utilized for providing First Aid sets and sick-room requisites, such as, thermometers, hot water bottles, etc., at the various Chawls Centres.

The Collector of Bombay declared his award in favour of the Municipality as the sole and only interested party in connection with 38 plots in Scheme 47, Sewri-Wadala Estate. Many cases are still pending before the Acquisition Officer.

During the year under report, acquisition proceedings of the sites of Manbudruk and Majas Villages, requisitioned in 1951 and 1952, were started. The Collector declared his award for compensation and the Municipality agreed to pay compensation at 4 per cent. per annum on value of land at Rs. 7,500 per acre in case of Majas and Mogra lands.

During the year 1,516 ejectment suits were filed against the tenants for sub-letting the rooms as also for arrears of rent, taxes, etc., as against 1,300 and 965 in the previous two years. No claim suit was filed during the year.

22. The rainfall this year was above normal. The Tansa Lake, the principle source of City's Water supply, over-flowed continuously for one month. Tulsi Lake also over-flowed for about six weeks. Vehar Lake did not over-flow, but the lake level registered was higher by 8 feet than that recorded in the previous year. It is pertinent to note that the Vehar Lake has not overflowed since the year 1938, in spite of the fact that water was transferred to the Lake from the Tansa Lake and the fact that it

also received the overflow of the Tulsi Lake. The average daily supply to the City during the year under report was about 120.41 million gallons against 119.31 million gallons and 119.98 million gallons in the previous two years.

During the year, the quantity of water supplied to the City and the Suburbs was 43,949,50 million gallons against 43,553,00 and 43,926,00 million gallons in the previous two years, out of the above quantity, supply to the Thana Municipality was 144.35 million gallons against 156.60 million gallons in the previous year. Water supply to bodies outside the limits of Greater Bombay was 289.70 million gallons against 309.00 million gallons in the preceding year. Of the total supply, a quantity of 21,052.92 million gallons or 47.90 per cent. was for domestic purposes against 24,584.65 million gallons or 56.45 per cent. in the previous year. The percentage fall appears to be very perceptible, particularly when the population is on the increase and there is a great clamour for domestic supply. The average daily supply (for all purposes) per head on the basis of the population of 28.42 lacs as per the Census Report of 1931 was 42.36 gallons, while that for domestic purposes only worked out to 20.29 gallons. Percentage of total supply for domestic and other purposes worked out 47.90 and 52.10, respectively. Total quantity of water supplied by meter measurement was 15,363.46 million gallons of which 3,407.11 million gallons were consumed by mills, *i.e.*, 7.75 per cent., 2,415.66 million gallons were consumed by the Bombay Port Trust including residential quarters, *i.e.*, 5.48 per cent., 4,240.00 million gallons of water or 9.74 per cent. were wasted due to leaks and other estimated losses, through Municipal mains, etc. There were 3 major bursts, 30 heavy leaks, 1,140 minor leaks on Trunk mains and 71 leaks on the duct line. All the leaks were promptly repaired. Water from the three Lakes was sterilized by chloramine treatment. Supply from the Tulsi Lake was sterilized after pre-treatment of potassium permanganate and filtration. The total cost incurred on sterilization amounted to Rs. 2.75 lacs.

The total calls received from the Fire Brigade Department was 1,247 as against 986 and 1,071 in the last two years. They were promptly attended to. The total quantity of water used on fires by the Fire Brigade was about 3 million gallons as against 3.25 million gallons in the previous year. In order to enable the staff to attend to fires promptly, two fire vans were permanently maintained, one at Babula Tank and the other at F Ward Office. Similarly, one such van was maintained at night only at G Ward Office.

8 Gardens in the Outside City Division were maintained during the year. The number of visitors to the Tansa and the Vehar lakes on Sundays and holidays was about 10,000 and 80,000, respectively. Additional amenities in the shape of a Children's Park, etc., were provided at the Vehar Lake at a cost of Rs. 11,300.

With the rise in population but without any increase in the quantity of water available for distribution, the number of complaints about short supply, etc., increased to 23,245 during the year, as against 16,461, *i.e.*, 42 per cent., over that in the previous year. 3,887 notices were issued on owners for houses for defects in water fittings on their premises.

There was abundant rainfall during the year, but the monsoon stopped early and the lake levels on 1st October 1953 were practically the same as in the previous year with the exception of the Vehar Lake, the level of which was about 8' higher on that date. As demand both in the City and the suburbs further increased, the quantity available for distribution having practically remained the same, there was a further fall in the supply pressure ranging from 2 to 4 lbs. per sq. inch. as compared with the previous year. This necessitated the reduction of general hours of supply to the City from 6 to 5½ hours.

With a view to checking wastage of water in private premises, periodical house inspections were made. 1,362 defect notices were issued. Rewashing work by house to house inspection was continued to minimise wastage by leakage. Out of 3.46 lac taps inspected 50,639 taps were re-washed and 1,359 taps were renewed. The corresponding figures in the previous year were 3.50 lac taps inspected, 46,553 re-washed and 518 taps renewed.

8,576 meters of various sizes were maintained during the year as against 7,241 in the previous year. The revenue derived from the supply of water by meter measurement during the year amounted to Rs. 145.36 lacs as against Rs. 106.67 lacs in the last year for the City only.

The total number of water connections in the City was 59,606 as against 58,595 and 57,402 during the preceding two years. During the year 1,186 new connections were made, while 175 connections were cut off on account of demolition of old buildings, etc.

With a view to preventing undue wastage of water and short supply complaints on upper floors, the programme of fixing meters was pursued in order to minimise wastage and to prevent excessive use of water. 305 new properties were metered during the year.

The work of maintenance of gardens along the slopes of Gibbs and Ridge Roads (known as Hanging Gardens), Sir Pherozechah Mehta Gardens on the top of the Malabar Hill Reservoir, Joseph Baptista Gardens on the top of the Bhandarwada Hill reservoir and Ladies and Children's Gardens at Ridge Road was in the control of this Department. Electric lights were provided during the year in the Joseph Baptista Gardens at Mazagaon and it was kept open till 9 P.M. for the convenience of the public. To afford shelter to visitors from sun and rain and to beautify the general appearance of the gardens Summer Houses were sanctioned to be constructed and two such shelters were erected, one at the Sir Pherozechah Mehta Gardens and the other at the Kamala Nehru Park.

A system of taking over private meters and maintaining the same at Municipal cost for the first five years was introduced. Only 15 such meters were taken over during the year.

The work of laying two outlets from the Malabar Hill reservoir to serve the Kalbadevi and the Fort areas was continued during the year. The Kalbadevi outlet was put into commission upto Dr. Viegas Street on 18th March 1954.

The Scheme for improving the water supply to ex-Trust Chawls at Bellasis Road and New Nagpada Road was formulated at an estimated cost of Rs. 1.42 lacs. The preliminaries were started in the year under report.

23. During the year under report work of excavation on the Dam site was nearly complete. The Dam was founded for a minimum depth of 5' into solid rock with a 2 per cent. grade rising upstream to down stream. In order to consolidate the foundation rock, 11,350 R.ft. of holes were drilled and grouted with cement at 40 lbs. per square inch. 45 thermometers were installed in the body of the Dam to study the temperature gradients. The total number of instruments embedded in the Dam was 87. A total quantity of 87.91 lacs C.ft. of concrete cooled down to 60° F. was laid during the year, and the total work done up to the end of the year was about 138 lac C.ft. The experiments and tests at the Concrete Testing Laboratory and the Hydraulic Experimental stations were carried on satisfactorily during the year. The Municipal owned Power House continued to give the same service as before. During the year, a lubricating oil filter was put into operation. It worked for 831 hours and 3,898 gallons of lubricating oil was filtered and re-used.

Vaitarna-cum-Tansa Scheme.

Works of driving tunnels between Vaitarna and Tansa were completed with other allied works, such as, construction of R. C.C. Intake Tower, construction of Bifurcation Chamber, laying of 126" dia. pipe line between Tunnel faces Nos. 2-3 and 4-5, etc., etc.

The work of formation for laying 120" dia. pipe line and road from Tunnel face No. 6 to Tansa was continued. The work of formation for laying 96" dia. pipe line between Powai and Mahim was completed. The work of constructing a bridge across the Bandra Creek was also completed.

The work of laying out a portion of pipe line between Tunnel faces at Tasu and Balwant Nallas was also completed.

Land acquisition.—Out of the total area of 3,991 acres involving 79 cases of private Inam and Government lands, awards of compensation amounting to about Rs. 6 lacs in respect of 22 cases were declared. The work of clearing the jungle in the water spread of the Vaitarna Lake was completed. Proceedings for the acquisition and transfer of land for laying 96" diameter pipe line from Powai to Mahim were in progress.

General.—Various amenities at the Vaitarna camp for facility of work and for recreation to the staff engaged on site functioned satisfactorily. New Telegraphic Unit was started from January 1954 by the Post Office. The work of preparing the contour map was completed. 11 Rain gauging stations were established in the Catchment Area of Vaitarna to collect data of rainfall.

The total expenditure booked upto 31st March 1954 for the various items of the scheme came to about Rs. 9.10 lacs.

24. During the year the total number of Fire Stations in the City proper remained 11 as in the last year. To provide fire services for distant merged areas a new Fire Station was opened at Andheri on 19th February 1954 and started functioning from 1st March 1954 with one fire engine and a motor ambulance.

Fire Brigade.

The Fire Brigade received during the year, 1,247 calls against 1,154, 1,729 and 1,366 calls during the preceding three years. Out of these, 657 calls were for actual fires as against 608 and 634 calls during the preceding two years ; while 347 were false calls of which as many as 124 were due to mischievous interference with fire alarms as against 316 and 105, respectively in the preceding year. 115 calls against 83 in the preceding year were for special services. Of these 68 were in respect of fallen buildings, etc. Total distance travelled by fire appliances was 24,029 miles as against 11,470 and 10,714 miles in the preceding two years.

The City was served by 208 fire alarm posts (including private ones) as against 204 in the preceding year. These were connected to 9 Fire Stations. About 55 per cent. against 57 per cent. in the last year of the total calls received for fires, etc., were transmitted through this system.

There were 7 major fires in each of which the estimated loss exceeded rupees one lac. The estimated total loss to property damaged or destroyed by fire was about Rs. 28.12 lacs as against Rs. 53.7 lacs, Rs. 59.32 lacs and Rs. 31.15 lacs during the previous three years. The annual losses have thus been gradually brought down from about Rs. 94 lacs in 1948-49 due to the revised code of fire precautionary measures adopted by the Department for manufacture, storage, etc., of hazardous and combustible articles and the strict vigilance exercised in respect thereof by the inspecting staff. The value of insurance of property affected by fire was about Rs. 15.38 lacs and the total value of property involved was about Rs. 2,715.48 lacs.

Casualties by fire, during the year under report, included 16 persons who were burnt to death, 22 persons who were severely injured and died subsequently in hospitals and 81 persons who received minor injuries but recovered ultimately. Corresponding figures of the last two years were 9, 19, 61 and 6, 15 and 73, respectively.

The approximate quantity of water used in extinguishing fires was 30.77 lacs gallons of which 27.47 lacs gallons were drawn from Municipal mains, as against 32.47 lacs gallons and 27.53 lacs gallons, respectively, for the preceding year and the rest from the sea, tanks and wells.

The issue of licences for storage of cinematograph films with nitrate base continued to be controlled by the Government of India but all cases of cinematograph films with safety base, however, continued to be referred to this Department to ascertain the suitability or otherwise of premises for the proposed storages. This department had also to inspect storages of dangerous petroleum before licences were issued by the Explosive Department. 155 such storages were inspected before licences were issued by the department during the year as against 108 in the preceding year. 4,078 sites proposed for establishment of hazardous trades, etc., were inspected by the department and necessary precautions against fire were recommended in each case.

During the year under report, five candidates deputed by semi-Government institutions were entertained for training in fire-fighting, for a full term course of three months and one deputed by Government for training in short term course of one month.

The total number of calls within the limits of Greater Bombay received during the year was 1,387 for accidents, 1,913 for maternity cases and 2,872 for hire cases, removing in all 6,049 persons as against the corresponding figures of 1,360, 2,053, 3,311 and 6,640 in the preceding year.

The total mileage covered by ambulance vehicles during the year was 47,035 as against 47,790 and 47,271 in the previous two years. The total receipts on account of hire cases amounted to Rs. 18,858 including the arrears of the previous year as against Rs. 18,778 and Rs. 18,296 in the preceding two years.

25. During the year under report the Department maintained 92 sites for public recreation, consisting of 19 Gardens, 4 Fountains, 3 Band stands, 7 Traffic islands, 4 open spaces, 50 Recreation grounds, 1 Statue and 4 Ornamental Box Hedges. Besides these, three new sites (1) Recreation ground at the junction of Fitwala Road and Tulsi Pipe Road, (2) playground at S. P. Shed, Dharavi Sanatorium, and (3) the open space formerly occupied by milch cattle stables at Currey Road, were taken over by this Department. A large number of music programmes for public entertainment was arranged during the year, as in the past. There were 38 Band programmes, 37 Indian Vocal Music Programmes, 30 Orchestra Programmes and 422 Radiogram music programmes at different places. In addition to this, music broadcast by All India Radio was relayed every day in the Victoria Gardens between

5 P.M., and 7-30 P.M., through the Radio set installed thereat. A new cabin was provided at Gokhale Park, Parel, to relay radiogram music. Directed Children's Centre at the Victoria Gardens under the supervision of the Bombay Presidency Women's Council, and Directed Play Centres at various places, continued to be popular as in the previous years. The play centre at 2nd Peerkhan Street which was resumed last year under the supervision of the Nagpada Neighbourhood House was extended by adding a portion of the open plot of the Engineering Department and proved to be very popular. Benches and play apparatus were provided at 11 centres at a cost of Rs. 22,062.

Victoria Gardens.—During the year the number of visitors to the Gardens was 54,28,836 as against 55,12,299 and 32,83,287 in the previous two years. The decrease in the number of visitors as compared with the previous year's figures is attributed to the defect in the machine recording the number of visitors, at the main entrance, although the entertainment programmes, etc., were arranged as before. A weighing scale was allowed to be installed by a firm at the main entrance to the Victoria Gardens during the last quarter of the year on payment of 25 per cent. of the realisations to the Corporation. The amount realised by the Department thus came to Rs. 192-2-0. A Charity Box was also kept at the Office of the Gardens Superintendent and the amount realized was Rs. 141-7-0. This is to be utilized for the well-being of animals.

During the year, the live stock in the Zoo increased by about 10.5 per cent. which included new births, purchases or exchanges made and presents received. Important acquisitions were 4 very rare specimen of Rattle Snakes obtained in exchange from New York Zoo and they attracted a large number of visitors. One Elephant 'Lakshmi' and 4 Toucans and 4 white Swans were purchased during the year.

During the course of investigation of diseases among birds and animals many interesting discoveries were made, note-worthy of which was Entamaeba Hystolitiens infection and its successful treatment on one of the Lionesses. Various schemes for improvement of the present Zoo as also for starting a bigger Zoo-cum-Garden in the merged areas are still under consideration.

Maintenance of a well equipped laboratory in the Zoo Hospital is overdue for medical research particularly when great strides have been made in this direction in some foreign countries. Being encouraged by the results of breeding experimental animals in the Victoria Gardens for the Municipal Medical Colleges, the Dean, G. S. M. College, intends to expand the section so as to meet the increased demand for these animals for research work.

The expenditure of the Gardens Department amounted during the year to Rs. 5.20 lacs as against Rs. 4.79 lacs and Rs. 6.02 lacs during the last two years, while the income by sale of flowers and plants, etc., was Rs. 38,100 as against Rs. 25,357 and Rs. 19,683 during the last two years.

The Vegetable, Fruit and Flower Show was held during the year under review, after a lapse of 6 years. The Corporation paid a grant in aid of Rs. 3,000 to meet the preliminary expenses on the Show, which had attracted a large crowd of about 50,000 visitors.

26. The Museum was kept open to the public for 305 days as against 305 ; 299 and Victoria and Albert 301 days in the preceding three years. Museum.

The total number and the daily average of visitors during the year was 10.25 lacs and 3,362, respectively, against 10.51 lacs and 3,444 of the preceding year. During the year 14,077 pupils from Primary and Secondary Schools in the City visited the Museum as against 15,520 during the preceding year. The reason for an alround fall in the number of visitors is not explained in the report. The practice of keeping the Museum open on Wednesdays for ladies, children and parties of students only, was continued during the year.

11 Books were added to the Museum Reference Library, which continued to be popular with students of Art and History.

The amounts realized by the levy of an admission fee of half anna per visitor above 12 years of age on Fridays, Sundays and public holidays (except Wednesdays) on 104 ticket days and by sale of 4,300 copies of the Victoria and Albert Museum Brochure came to Rs. 8,435-14-6 and Rs. 268-12-0, respectively, which were credited to the Special Fund called the Victoria and Albert Museum Fund. The total expenditure on the maintenance of the Museum during the year was Rs. 39,146.

27. During the year under report, the number of Libraries and Reading rooms maintained was 14, the same as in the previous years. With the approval of the Book Selection Committee in all 352 books on various subjects and in different languages were purchased at an aggregate cost of Rs. 1,065 against 521 and 721 books at a cost of Rs. 1,572 and Rs. 2,048-11-0 in the preceding two years. It is reported that more books could not be purchased for want of accommodation and also because only a few good books were available. The total number of visitors to the Reading Rooms and Libraries during the year was 2,27 lacs as against 2.49 lacs and 2.66 lacs during the preceding two years.

As the Libraries and Reading Rooms were not found to have been patronised by the public as well as expected, some reduction in the number of periodicals subscribed to was made by way of economy. It is very surprising that with the spread of literacy in the City and thirst for knowledge among the average citizens, the number of visitors to the Municipal Libraries and Reading Rooms is dwindling as could be seen from the record of visitors of last five years given in the report. It is very imperative that serious efforts should be made to make our Libraries and Reading Rooms popular and bee-hives of those who desire to expand their knowledge of world affairs. The Standing Committee hopes that with the appointment of a Chief Librarian and the reorganization of Libraries to be classified as popular and less popular on the basis of daily attendance, it will be possible to make these institutions attractive adjuncts to cultural civic service and to afford the citizens to make a better use of their leisure. These libraries should not be mere storehouse of books but with trained staff they should answer queries of general public in matters of reading, reference, etc.

The cost of conducting the Libraries during the year amounted to about Rs. 46,119 and the income was about Rs. 1,349 as against Rs. 48,003 and Rs. 1,890 during the preceding year.

28. Tenders were invited for the purchase of stores during the year in 170 cases as against 169, 157 and 145 in the previous three years and the number of contracts entered into for the various scheduled articles was 167 against 141, 143 and 135 in the preceding three years. Besides these contracts large quantities of materials like cement, iron and steel products, foodgrains, etc., which would only be acquired under licences granted by Government, were secured at controlled rates from authorized stockists. The value of stores and other materials purchased during the year amounted to Rs. 58.87 lacs against Rs. 68.30 lacs, Rs. 59.15 lacs and Rs. 57.21 lacs during the previous three years. The increase was mainly due to the higher demand for the supply of the materials. Of the total purchases made, stock of the value of Rs. 53.41 lacs was of Indian Manufacture and the balance of Rs. 5.46 lacs represented the value of foreign goods. During the year 7 Import Licences were received for Fire Fighting Hose, Sluice Valves and spare parts for crushers the total purchase of which amounted to about Rs. 2 lacs.

4,943 orders for the purchase of stores against 5,279, 5,311 and 5,440 in the preceding three years were placed with contractors and other dealers. Against these purchases and stock on hand, the consuming departments submitted 44,388 indents and sales memos as against 44,418 and 46,061 in the preceding two years. The total turnover of the department, viz., receipts and issues of stores during the year was Rs. 119.49 lacs against Rs. 125 lacs, 114.35 lacs and Rs. 114.7 lacs in the preceding three years. At the close of the year, the department had on hand stores of the value of Rs. 36.75 lacs against Rs. 38.49 lacs and Rs. 26.88 lacs in the preceding two years.

As in the preceding years, mixed scrap and other unserviceable articles received from different departments was sold by public auction but cast iron scrap as also brass and other non-ferrous scraps had to be reserved for the Municipal foundry. The total amount realized by sale of scrap, etc., came to Rs. 0.44 lac as against Rs. 0.35 lac, Rs. 0.49 lac and Rs. 0.27 lac in the last three years.

During the year about 18,042 tons of cement worth about Rs. 17.88 lacs were purchased. Likewise, 1,330 tons of Iron materials worth about Rs. 5.99 lacs were also purchased. It is reported that the quantities of cement, pipes and steel materials purchased during the year were more than those purchased last year but comparative figures of value or volume of purchases are not given in the report. There were many difficulties in obtaining early permits and taking deliveries. The distribution of cement and other articles amongst Contractors and various consuming departments presented special difficulties as the supply of cement was not steady and continuous. The department, however, could meet the difficulties.

Since the last two years this Department is under reorganization by Messrs. Ibcou, Ltd. Against the potential reduction of 32 per cent. of staff recommended by the said

Company, so far a reduction of only 8 per cent. has been effected. In the last year's report the reduction was reported to be about 7 per cent. This slow progress of the implementation of reorganization proposal is probably due to the policy that has been adopted by the Corporation in the matter of implementation of such proposals.

29. During the year 33,973 licences and permits were issued against 36,649 and 34,946 in the previous two years. The amount of fees realized therefrom came to Rs. 10.29 lacs during the year under report as against Rs. 10.25 and Rs. 9.75 lacs in the preceding two years. Fall in the number of licenses, etc., issued and rise in the amount of fees realised appear at first sight a paradox which has not been accounted for in the report. At the end of the year, an amount of Rs. 75,780 was outstanding in respect of 1,558 notices of demand, against outstandings of Rs. 1,20,310 and Rs. 9,177; respectively, for 1,959 and 274 notices for the previous two years. Against a negligible outstanding of Rs. 9,177 for 1951-52, the outstandings during the two followings years appear to be enormous and require to be watched and reduced. The loss of revenue incidental disuse or demolition of old licensed places amounted to Rs. 0.46 lac as against Rs. 0.52 lac and Rs. 0.38 lac in the preceding two years.

The total number of permits issued for exhibiting sky-signs, advertisements, etc., was 3,592 realising Rs. 4.80 lacs as revenue. The corresponding figures for the last two years were 2,908 and 3,358 and Rs. 2.91 lacs and Rs. 4.13 lacs, respectively.

The number of squatters and hawkers licences issued during the year was 30,392 and the earnings therefrom amounted to Rs. 3.75 lacs against 35,985 and 43,761 similar licences issued during the previous two years which had then realised Rs. 3.89 lacs and Rs. 3.47 lacs, respectively.

During the year the Licence Department instituted 4,015 prosecutions for offences under Section 328, 328A, 394 and 412A of the Bombay Municipal Corporation Act, as against 2,535 and 2,802 during the previous two years. The total amount of fines inflicted was Rs. 0.41 lac as against Rs. 0.28 lac and Rs. 0.84 lac in the previous two years.

It is significant to note that against 4,015 prosecutions instituted during the year, 2,535 were withdrawn on compliance with law. The amount of fines inflicted compares very unfavourably with those of the previous years having regard to the number of cases, which resulted in convictions.

The total revenue of the Department during the year was Rs. 20.94 lacs against Rs. 18.82 lacs and Rs. 18.92 lacs in the previous two years.

On going through the report it is observed that the amount outstanding from squatter licence fees on 31st March 1953 was only Rs. 0.55 lac and the loss of revenue incidental to the cancellation of Reserved Areas was nil, as against Rs. 1.20 lacs and Rs. 0.52 lac in the previous two years. It is gratifying to note that steps have been taken in the year under review to recover the outstandings.

30. The total number of establishments under the various categories excluding Theatres, etc., on 31st March 1954, were 82,340, as against 78,732 and 75,611 in the previous two years.

2,141 complaints were received in addition to 110 pending from the preceding year; out of which 2,019 were investigated, leaving 232 complaints pending at the close of the year; 200 mass raids against 270 and 185, in the preceding two years were carried out upto the end of the year. The number of visits and revisits paid to different types of establishments was 67,510 of which 52,768 were to shops, 7,869 to commercial establishments, 6,438 to restaurants 326 to residential hotels. The corresponding figures for the previous year were, 67,894, 50,285, 9,590, 7,538 and 324, respectively.

At the beginning of the year 1,021 prosecutions were pending, while 3,885 new prosecutions were instituted during the year making up a total of 4,906. Of these prosecutions, 4,428 cases were disposed of, out of which 3,899 resulted in convictions, 21 in acquittals while 508 cases were withdrawn. The number of cases pending at the end of the year was 478. The total amount of fines realized was Rs. 1,27,481 giving an approximate average of Rs. 32-11-2 per case as against Rs. 85,414-8-0 and Rs. 37-7-0, respectively, in the previous year.

The total expenditure incurred in administering the Act in 1952-53 was Rs. 2,86,571, against which the Government grant-in-aid was Rs. 86,169. The corresponding figures in the previous year were 2,78,374 and Rs. 79,862, respectively.

In spite of various efforts made to secure an increased grant, Government is not prepared to do anything in the matter. The total income from the Registration fees and fines realized during the year under report was Rs. 13,501 and Rs. 1,27,481, respectively as against Rs. 15,564 and Rs. 85,414, respectively in the previous year.

The total revenue of this Department during the year under report was Rs. 5.07 lacs against Rs. 7.07 lacs and Rs. 4.81 lacs in the previous two years. It is gratifying to note that, on account of the reorganization of the department, savings to the tune of Rs. 48,000 per annum were effected.

The administration of the Theatre Tax Section continued to function under the control and supervision of the Chief Inspector, Shops and Establishments, Theatre Tax, for purposes of recovery of the Theatre Tax. The total number of establishments under this category on 31st March 1954, was 74, as against 73 and 71 in the previous two years. The total number of visits and revisits paid to Theatres, etc., was 109 as against 157 and 208 in the previous two years.

The rates sanctioned by the Corporation for the levy of Theatre Tax for the year 1953-54 were the same as for the previous year. A rebate of 12½ per cent., and 20 per cent. for Class I and Class II Cinema Theatres, respectively, was allowed on certain conditions, as before. Similarly, the tax was recovered in respect of Dramas, Dances, Variety Entertainment programmes, etc., held at different Halls and Theatres or places hired out for the purpose where admissions were on payment. The total income derived during the year was Rs. 4.91 lacs against Rs. 6.89 lacs and Rs. 4.66 lacs in the previous two years.

31. The total receipts of the department during the year amounted to Rs. 36.14 lacs against Rs. 36.16 lacs in the previous year, which showed a decrease of 0.02 lac which was due to the fall in receipts from stallage charges, squatters fees and Arthur Crawford Scale-shed fees. Revenue from markets would show an upward trend if the authorities could take effective measures to eliminate unauthorized hawkers and squatters in the vicinity of markets. This would also spare the menace to pedestrians and vehicular traffic and would allow the use of the footpaths and roads for the purpose for which they are primarily meant.

The number of Municipal Markets during the year was 21 (i.e., same as in the previous year) including three squatters' areas at Sandhurst Road, Nowroji Hill Road and Parel Village. The Sandhurst Road squatters' area was discontinued from July 1953. The net receipts amounted to Rs. 17.02 lacs as against Rs. 17.98 lacs in the preceding year, thus showing a decrease of Rs. 0.96 lac which was mainly due to fall in receipts from the Arthur Crawford Market, Erskine Road Market and the Gold Mohur Castle Market. The average percentage of vacant stalls per quarter was 7.51 against 7.07, 6.0 and 8.13 in the preceding three years. The total receipts from stallage charges, squatter fees, licence fees, etc., in respect of all the Municipal Markets amounted to Rs. 24.81 lacs as against Rs. 25.23 lacs and Rs. 23.24 lacs in the preceding two years. During the year under report works of repairs, improvements, extensions, etc., to the several Municipal Markets were carried out. The work of collecting fees at the Arthur Crawford Scale-shed was continued to be carried out departmentally and the revenue collected therefrom amounted to Rs. 4.59 lacs as against Rs. 4.66 lacs and Rs. 3.25 lacs realized in the preceding two years.

The number of private markets during the year was 22 against 21 and 20 in the previous two years. One new full-fledged private market was established at Gokhale Road South. There was only one private Slaughter House. The licence fees realised therefrom was Rs. 0.82 lac as against Rs. 0.72 lac and Rs. 0.78 lac in the preceding two years.

The number of outside meat shops was 188 as against 185 and 186 in the previous two years. An amount of Rs. 0.12 lac was realized by way of fees as against almost the same realisations in the preceding two years.

Special efforts were made to detect the smuggling of animals and contraband meat and unauthorized slaughter as also to insanitation and congestion in markets.

During the year the total quantity of unwholesome articles of food, such as, meat, fish, fruits, vegetables, etc., including contraband meat seized and destroyed was 5.01 lacs lbs. as against 6.81 lacs lbs. and 6.36 lacs lbs. in the previous two years. The fall in the total quantity of unwholesome food stuff is very remarkable but it is not known whether it is due to laxity in the inspection of food-stuffs and sudden development of civic consciousness among traders to serve only wholesome edibles to customers.

The total number of animals brought to the fair ground at the Bandra Slaughter Houses during the year was 14.11 lacs as against 14.31 lacs and 14.66 lacs in the previous two years. Of these animals, 8,025 against 9,605 and 8,027 in the previous two years were rejected as unfit on *anti mortem* examination.

The approximate weight of dressed carcass meat of buffaloes, cows and bullocks was 8,182 tons as against 8,064½ tons in the previous year, while that of sheep and goats was 8,883 tons against 8,947½ tons in the last year. Of these 24 tons and 12 tons, respectively, against 20½ tons and 14 tons in the previous year were condemned, giving percentage of 0.30, and 0.15 respectively, against 0.25 and 0.15 of the previous year.

The total amount of slaughter and removal fees realized was Rs. 6.04 lacs as against Rs. 5.96 lacs and Rs. 6.02 lacs during the previous two years.

The total number of animals slaughtered during the year was 13.22 lacs against 13.27 lacs and 13.47 lacs in the previous two years.

During the year under report, high level conferences were held with Government representatives and others with a view to regulating the fruit and vegetable trade in the City. As a result thereof it was decided to amend certain provisions of the Municipal Act and also the conditions regarding the grant of licences to brokers and dealers operating in various Municipal Markets.

32. Outstanding Activities.—(i) Anti-rat weeks were observed and ward-wise anti-rat Public Health. campaign consisting of propaganda drive and intensification of rat destruction was undertaken in A, C, D, E and G Wards.

(ii) A special mobile squad for checking adulteration of food was started. The work of seizure and destruction of exposed and unwholesome foodstuffs was carried out on the spot.

(iii) Anti-Cholera measures were taken when Cholera was reported to be prevalent outside Greater Bombay.

(iv) The work of construction of an Electric Crematorium was completed and trials were taken. The total expenditure incurred was about Rs. 4.50 lacs including a donation of Rs. 1.0 lac by the "Lotus Trust".

Births and birth rate.—The number of live births recorded during the year was 62,726 which was less by 3,399 than the number for the previous year (66,125). However, it was 6,375 above the average of the decennium (1943-52). Of the registered births, 32,450 were males and 30,276 females, giving a proportion of 106 males to 100 females. The birth rate was 26.9 per 1000 of the population as against 28.2 in the preceding year. The number of still births was 2,878 or 4.6 of live births.

Deaths and death Rate.—The total number of deaths registered from all causes during the year was 33,927 as against 34,337 and 33,841 in the previous two years. It was less by 3,604 than the average annual mortality of the last ten years and by 2,106 than the mean mortality of the preceding five years. According to the Census population, the death rate per 1,000 living persons worked out to 14.6 against 14.8 and 14.5 in the last two years. Of the total 33,927 deaths, 19,040 were among males and 14,887 among females. The death rate among females was, however, higher than among males, the male death rate being 12.9 and the female death rate 17.5 against 13.0 and 17.8, respectively, in the preceding year. As in the previous years the diseases of the Respiratory system were responsible for the highest death rate of 3.3 per 1,000 of the population. A large proportion of deaths from Respiratory diseases occurred among children and infants under 5 years of age. Congenital debility and diseases of early infancy constituted the next most fatal group giving a death rate of 1.9. The causes coming next on the list for the year were Tuberculosis (1.0) and old age (1.5).

Deaths among infants under one year of age was 9,000, which was 335 less than in the preceding year (9,335) and 673 less than the annual average of the previous decennium. The infant mortality rate for the year was 143.5 per 1,000 of live births as against 141.2 in 1952. The slight rise in this rate was, it seems, due to the fall in the births registered.

Maternity and Child Welfare.—During the year under report, the Maternal and the Child Welfare Services were continued in all their aspects at the Municipal Maternity Homes with the help of the Health Visitors attached to ten subsidiary clinics and the maternity unit

at Dharavi. Relief was rendered to the poor and needy women during confinements. The number of cases admitted in these Homes was 10,908 against 10,697 and 10,189 in the preceding two years, while the number of confinements was 9,343 as against 9,188 and 8,895 in the previous two years. Of the confined cases 1,786 were *prima paræ*, against 1,709 and 1,823 in the last two years.

Social services in the shape of ante-natal care, care at birth, care during infant and pre-school life were rendered to the public through the 5 Maternity Homes under the charge of lady medical officers with a staff of 25 nurses and 20 Health Visitors. The maternity unit at Dharavi was in charge of two trained Health Visitors. The Health Visitors, paid 40,383 visits in various districts against 58,072 and 72,647 in the previous two years. This fall in the visits would require to be explained more particularly when the other health services require greater attention. The Health Visitors also attended 38 cases of confinements at homes, while the Medical Officers personally visited 2,781 cases as against 50 and 3,430 cases, respectively, in the previous year.

With a view to controlling maternal and infant mortality, advice and instructions in spacing births were given confidentially by qualified lady doctors to married women strictly on medical grounds at the 16 Family Planning Clinics. The total number of attendance at the Clinics was 6,322 as against 4,306 and 2,074 in the preceding two years and in all 3,923 women as against 1,939 and 783 women in the preceding two years were given free supply of the required appliances. It is gratifying to note that this scheme is becoming more and more popular in the women world.

The Maternal mortality rate recorded during the year was 1.3 as in the previous two years.

Infectious Diseases.—The total number of cases of infectious diseases reported during the year was 5,401 as against 4,925 and 5,024 in the previous two years. Of these 5,297 (98.1) as against 4,774 (96.9) in the previous year were from the District Registrars and 104 (1.9) against 151 (3.1) in the last year from medical practitioners. No notification was received from Hakims and Vaidyas. This requires exercise of some vigilance on the part of the Health authorities as it is difficult to believe that no case of communicable disease was treated by these professionals. There was no case of Plague. Cholera caused 66 attacks (including 21 imported) and 22 deaths. Small-pox caused 693 attacks (including 44 imported) and 189 deaths, and Enteric Fever caused 1,736 attacks (including 140 imported) and 323 deaths. Diphtheria caused 1,040 attacks and 112 deaths. Acute Anterior Poliomyelitis caused 41 attacks (9 imported) and 19 deaths.

During the year 367 persons were inoculated against Plague, 1,29,837 against Cholera and 2,39,333 against Enteric Fever as against 32,338, 14,167 and 3,30,859, respectively, in the preceding year. Primary Vaccination and revaccination against Small-pox done during the year were 61,006 and 5,37,630, respectively, as against 71,885 and 4,26,351, respectively, in the preceding year.

General sanitation.—The principal causes contributing towards the insanitary conditions in some parts of the City were insufficiency of sewers, continuance of the basket privy system and high density of population per acre. There are some practical difficulties in the way of rendering adequate conservancy service as regards collection, removal and disposal of refuse and also of shortage of water supply. Sooner the basket privies are converted into water-closets on full flushing system, the better it will be for the health of the citizens. The work of providing sewerage in all parts in the North of the Island has not yet been complete. The routine inspection of dwellings with sanitary defects was made by the Medical Assistants and Inspectors under the general supervision of Assistant Health Officers. During the year under report 684 insanitary huts were demolished as against 2,923 in the preceding year. 3,382 milch cattle in 16 stables in E, F and G Wards were yet to be removed to the Government milk colony at Aarey.

Control of rat pest.—The total number of rats caught and destroyed during the year was 10.13 lacs as against 11.25 lacs in the previous year and rats examined were 2,509 as against 5,802 in the previous year. No rat was found infected with Plague.

Control of stray Dogs.—Improved and humane methods were introduced in catching and destroying stray and ownerless dogs. The work of destroying stray dogs and licensing of dogs was carried out as in the previous years. 12,727 stray dogs were caught as against 11,114 and 8,072 in the previous two years. Out of those stray and ownerless dogs caught 10,489 were destroyed, 1,112 were returned to the owners, 135 sent to Hospitals for experi-

mental purposes, 4 escaped and 123 detained at the Kennel at the Mahalaxmi Refuse siding, 12,338 dog bite cases were reported during the year as against 10,380 and 8,146 in the preceding two years. 8,065 dogs were licensed under the Dog Licensing Act, as against 7,893 and 7,978 in the preceding two years. The total income by way of dog licensing fees, etc., was Rs. 43,643-8-0 as against Rs. 44,655-4-0 in the previous year. It is not understood why only 8,065 dogs were licensed when as many as 12,727 stray dogs were caught. A vigorous propaganda in this direction appears necessary.

Health Education and Propaganda.—Health Education was carried out among children by Medical Officers and School Health Nurses, which aimed at inculcating healthy habits among children. Routine health talks on simple personal hygiene were often given to the children in schools. Regular health education procedure was formulated and teachers were trained in Health Education so that after some time the teachers themselves could manage Health Education work efficiently in their schools. During the year 299 and 1,030 talks were given by Medical Officers and School Health Nurses, in order to inculcate clean and healthy habits among children.

Ailing children were visited and revisited at their homes by the School Health Nurses as per directions of the Medical Officers, when they imparted instructions wherever found necessary to parents of ailing children as regards their care, diet, etc. In this way the possibility of recurrence of the disease was minimised.

Conservancy.—Roads, footpaths, and house gullies were swept twice daily as a normal routine. Some of the main roads were attended to more frequently as was found necessary. House gullies were flushed and main roads were washed periodically. Refuse gathered by sweeping roads, foot-paths and house gullies was collected in cane baskets or hand carts and either carried to the nearest dust bin shed or removed in travelling carts or lorries to the place of disposal, at least twice daily. Refuse taken to Mahalaxmi Refuse Siding was transported to Deonar daily in refuse train.

Domestic refuse was collected in galvanised iron receptacles with proper covers provided by the owners. The owners were called upon to arrange for removal of refuse from their premises through their private servants either to the Municipal travelling carts and lorries or to the nearest dust bin sheds.

Insecticidal Service.—Due to vigorous steps taken to control fly-nuisance by regular spraying and dusting of actual and potential fly-breeding places, the nuisance from flies was reduced to a great extent. The use of 'Tifa' Unit was continued during the year and the insecticide fogging operations were carried out in about 935 lanes and by-lanes in the City. 14,894 houses were fogged during the year. Insecticides worth Rs. 91,728-1-3 were purchased during the year as against Rs. 74,799-11-0 and Rs. 67,858-9-9 in the previous two years. The work of private treatment on payment of fees was extended and the squads operated in all Wards of the City making the Scheme popular. A sum of Rs. 49,815-13-0 was received as against Rs. 47,503-5-0 in the previous year for rendering insecticide service in private places.

Malaria.—Malaria was registered as the cause of 17 deaths as against 41 and 59 in the preceding two years. 3 deaths were ascribed to Ague and Remittent Fevers as against 18 in the preceding year. The number of cases treated at the Municipal dispensaries was 67 as against 276 and 474 in the previous two years. Out of 2,143 wells in the City, 6 were filled in and 1 was covered completely. Campaign against stegomyia mosquitoes, the sector of Yellow Fever, was continued throughout the year, on account of heavy rains. The stegomyia index did not show anything more than 2 per cent. which was considered as safe. Anti-malaria drugs were made freely available to the public at the Municipal dispensaries. Notices were issued against the owners to keep their compounds free from mosquito breeding as a precaution against the disease.

33. The number of new cases treated at the 23 dispensaries and one mobile dispensary was 3,23,384 (1,86,163 males and 1,37,221 females) as against 2,88,047 and 2,55,855 in the previous two years. The total attendance was 14,30,870 against 12,98,128 and 12,35,671 in the previous two years. In addition to the above dispensary work, women's and children's Clinics were conducted by three part-time lady doctors at 6 Municipal Dispensaries in the City thrice a week. The number of new cases treated at these dispensaries was 8,334 (6,477 women and 1,857 children) as against 8,397 in the previous year. The total attendance at the clinics was 86,395.

The Municipal Eye Dispensary and Hospital at Kamathipura were kept under two Honorary Medical Surgeons by turn. The Hospital has an accommodation of 6 beds each.

for males and females with an operation theatre. The total attendance of patients was 87,333 as against 84,430 and 83,350 in the preceding two years. The total number of new cases treated was 12,128 as against 11,704 and 10,703 in the previous two years. The number of indoor patients treated was 217. The Hospital has a full time Resident Nurse.

Leprosy.—The control of Leprosy in the City was exercised as before through the Acworth Leprosy Home, Matunga. In the absence of a Municipal institution for the isolation and treatment of cases suffering from this disease, this Home has been doing invaluable work for over 50 years. In addition to this, the institution conducts a well equipped out-patients clinic. Almost the whole cost of the maintenance of this clinic is borne by the Corporation. The Corporation pays an annuity of Rs. 10,000 for giving sulphone treatment to the patients.

The average daily attendance of patients was 220 and the total number of new cases treated at the clinic was 2,294 as against 214 and 1,812, respectively in the previous two years. The accommodation of 396 beds (284 for males and 112 for females) for the isolation of leprosy patients was the same as in the previous year.

The seven Health Visitors appointed by the Home gave 4,009 Talks on leprosy and paid visits to the houses of patients first 905 and subsequently 6,861, as against 3,399, 1,174 and 4,884, respectively, in the preceding year.

34. During the year under report the Group of T. B. Hospitals went under the direct administrative control of the Municipal Commissioner from 1st November 1953, which were so far under the control of the Executive Health Officer.

There were three T. B. Clinics for outdoor patients and a group of T. B. Hospitals at Sewri where cases in primary and advanced stages received institutional treatment. The total number of beds at these Hospitals was 315 (117 for males and 138 for females) against 99 in the previous year. Each clinic is managed by well-qualified staff and is equipped with installation necessary for treatment of patients. Besides the indoor staff, Health Visitors paid domiciliary visits. Patients from Municipal T. B. Clinic at Lalgau were referred to either the Princess Street or the Foras Road Clinic for radiography and screening. The total number of patients in various stages of pulmonary tuberculosis treated during the year was 2,412 (including 286 of the previous year) as against 1,956 during the previous year. The largest number of admissions was from the age groups between 20 and 30 years. The total number of surgical operations performed on patients was 412.

The follow-up of discharged patients and giving them A. P. and P. P. refills were continued as before. The total number of such A. P. and P. P. refills given during the year were 2,498 and 23,181 as against 4,073 and 24,047, respectively, in the preceding year, some of the patients attended the hospitals for follow up continuously for over 3 years. There were 825 new admissions to the out-door A. P. and P. P. Refill Department during the year against 859 in the previous year. Tuberculosis took a toll of 2,427 lives and the death rate per 1,000 from T. B. was 1.0.

The total expenditure incurred during the year was Rs. 8.08 lacs approximately as against Rs. 8.16 lacs in the previous year. The average cost per patient per day was Rs. 6-8-0 exclusive of capital expenditure on major works, etc.

The Poor Box Collections including fees for medical certificates issued during the year amounted to Rs. 6,917-14-0 and a sum of Rs. 2,395-3-3 was spent on medicines, injections, etc., administered to poor patients. A regular monthly donation of Rs. 100 from the British India Steam Navigation Company Ltd., was continued during the year. The working of such Institutions will foster if such philanthropists come forward.

35. For combating Venereal Diseases, free medical facilities both preventive and curative were continued as in the preceding year at the Clinic at Bellasis Road. During the year 18,126 cases were treated at the Clinics as against 17,838 and 16,072 in the previous two years. Of these 15,409 were males and 2,717 females. For prophylaxis 14,415 attended the Clinic as against 16,457 and 15,567 in the previous two years. The average daily attendance at the Clinic was 687.8 as against 671.3 and 683.7 in the previous two years.

Propaganda through posters, leaflets, lectures, etc., emphasizing the importance of avoiding exposure to infection, similarly, the free service available at the Prophylactic Treatment Centres in different parts of the City was vigorously published by the Propaganda

Section. One room was specially reserved for exhibiting educative pictures which were specially prepared through the Publicity Section for the guidance and instructions of persons visiting the institution.

Personal prophylaxis was given at eight municipal free prophylactic centres. The centre at the main clinic was kept open day and night. Total attendance at various clinics was 17,929.

Under the advice and guidance of the World Health Organization, expectant mothers attending Municipal Ante-Natal Clinics were subjected to the Kahn or Meinick's blood tests for syphilis and out of 1,061 blood specimens examined 250 gave positive results, and out of these 250 cases 153 attended the clinic for treatment during the year. Examination and treatment of the patients at these clinics were carried out very secretly and results of treatment were assessed from time to time by the latest laboratory methods.

Medical persons who attended the clinic were given training in diagnosis and treatment of Venereal diseases.

36. The Health Propaganda drive was intensified both in the City and the Suburbs through all popular and modern publicity media. During the year, the outstanding activities of the Unit included propaganda during anti-rat week campaigns, celebrations of second school health day and starting of an itinerant exhibition for Municipal schools. Important activities consisted of 460 health education film shows, 15 sectional health exhibitions, 30 itinerant exhibitions in Municipal schools, 90 sanitation campaigns and propaganda during 16 food raid campaigns and four special anti-rat exhibitions. Meetings and talks on environmental sanitation and preventive aspects of communicable diseases were also carried out. 274 mass vaccinations, 88 mass T. A. B. inoculations and 7 anti-cholera campaigns were arranged with the help of the Propaganda vans. Display of posters and distribution of leaflets on various aspects of public health hygiene and sanitation was arranged through different agencies. Besides, the section aided several welfare organizations in organizing Health Weeks, co-operated with the Government in the celebration of the World Health Day, B. C. G. Day and Prohibition Week.

Other publicity work included miscellaneous items as press notes, slide releases, talks from mobile vans and displays arranged in Municipal maternity homes. A Health Department stall opened in the Civic Exhibition was much appreciated by the public and attracted large crowds of visitors to the Exhibition.

37. During the year in all 43,589 children (24,555 boys and 19,034 girls) attending Municipal Schools and Classes against 39,383 in the previous year were medically examined. Of those examined, 34,995 were found suffering from one or more physical ailments and reports about their ailments were sent to their parents or guardians. The Standing Committee, however, note with regret that only 28,876 parents responded. Out of these also only 22,289 parents consented to allow treatment to their children or wards while 6,587 declined to give treatment to their children even at the Municipal School Clinic. The rest did not reply at all. The Medical Officers interviewed 611 parents and explained to them the necessity of rectifying the defects in their wards attending clinics and dispensaries.

Minor ailments among the children were dealt with by Municipal dispensaries, while cases with major ailments were treated at the School Clinic at the K. E. M. Hospital which is now found quite inadequate for treatment of more than 2,000 children annually. 963 new and 6,904 old cases only requiring immediate attention were, therefore, taken up and 457 children were treated at the out-patient department of the Hospital. 350 schools and 34 classes were supplied with emergency outfit. 118 children suspected to have leprosy infection were directed to the Acworth Leprosy Home. Of them 12 were found positive and were prevented from attending schools, one such child was, however, allowed to attend the school but was kept under observation. 564 children suffering from scabies, ring-worm and boils were treated in the schools by the school medical officers. 130 tonsil and other operations were performed at the school clinic. 77 suspected cases of T. B. were screened at the Princess Street T. B. Clinic. 92 children with dental defects were treated at the Nair Hospital Dental College. 299 and 1,030 health talks on subjects of simple personal hygiene were given to pupils, respectively, by the Medical Officers and the School Health Nurses. The latter also visited and revisited 2,575 and 1,050 ailing children, respectively, at homes and gave necessary instructions to their parents as regards their care and diet.

Due to variation and short supply the scheme for the supply of free milk to under-nourished needy poor children did not function from 16th April 1953 to 16th August 1953,

About 36,000 certified undernourished children in all were given pasteurised toned milk each 8 oz. on every school working day at 306 milk distributing centres in Municipal Schools.

The total expenditure incurred on (1) Medical inspection and treatment of school children and (2) on the milk Scheme were approximately Rs. 91,930 and Rs. 6.96 lacs, respectively.

38. The Hospitals have a total accommodation for 314 beds, of which 172 are in the City Fever Hospitals. Small-pox unit, 128 in the General Unit, while 14 constructed mosquito proof are reserved for Yellow Fever cases. Except Tuberculosis and Leprosy, patients suffering from other infectious diseases are admitted in the Hospitals. The total number of patients admitted during the year was 9,802, as against 6,883 and 6,726 in the preceding two years, the daily average admission being 356 as against 229 and 218 in the preceding two years. Of the total number of patients, 2,056, 730 and 1,470, respectively, suffered from Enteric Fever, Small-pox and Diphtheria. The cost per patient per day was Rs. 8-3-0 as against Rs. 9-7-2 in the preceding year.

Looking to the present population of the City, and the incidence of such diseases, the existing bed accommodation and other facilities at these Hospitals are far too short of the demand. The Standing Committee would desire to repeat their observation made in the last year's review that sooner the number of beds for treatment of these diseases is increased the better it will be in the interest of the public. The Commissioner is requested to take into consideration the paucity of beds in these Hospitals and to try to do the needful in the matter very early. It is also suggested that the Commissioner should consider the desirability of establishing one more Hospital on this line in the Suburban areas for the use of the people residing in the merged parts of Greater Bombay. The Standing Committee understands that proposals for constructing small-pox wards and wards in general units and extension of the administrative block and the residential quarters for staff of these Hospitals had to be deferred for financial stringency. The Standing Committee hopes that very soon it will be possible to provide funds for this.

The total expenditure during the year was Rs. 10.65 lacs as against Rs. 7.88 lacs in the previous year.

39. The number of beds was increased from 510 last year, to 550 with the addition of the Neuro-surgical Ward with 40 beds, which was opened in November K. E. M. Hospital. 1953. The 550 beds were distributed amongst men, women and children patients as 365, 145 and 40, respectively. The accommodation was fully occupied throughout the year and on several occasions extra patients had to be accommodated on the floor. A special clinical investigation ward with 10 beds was opened in May 1953 especially for investigations on Cirrhosis of Liver. The total number of in-patients admitted during the year was 19,257 against 19,674 and 19,148 in the previous two years. The daily average number of in-patients was 636.68 against 610.25 and 603.16 of the previous two years. The maximum number of in-patients on a single day was 692. The average number of days each patient was resident was 12.03 against 11.02 and 11.50 in the last two years. The total number of operations performed on in-patients, was 8,186 against 8,955 and 8,874 in the previous two years. The total number of in-patients treated during the year was 19,871 including 614 of the previous year as against 20,264 in the previous year. Of these in-patients 7,120 were cured, 6,405 were discharged or relieved, 3,865 left the hospital against medical advice or were otherwise discharged and 1,815 died (exclusive of 3 still-born) leaving a balance of 666 at the end of the year. The average cost per in-patient per day was Rs. 8-12-6 as against Rs. 8-15-11 and Rs. 8-4-11 in the previous two years. The average cost per in-patient admission showed a further rise being Rs. 108-0-4 as against Rs. 102-1-2 and Rs. 95-12-4 in the preceding two years. Out of 1,815 deaths as many as 741 died within first 24 hours of admission.

The above statistics reveal the extreme congestion in the Hospital in spite of other medical institutions provided by the Corporation. Patients are accommodated on the floor as a matter of routine in most of our hospitals and the required hospital accommodation in the City is far below the normal requirements, resulting inordinate congestion. Standing Committee feels that intensive thought is required to be devoted to hospitals construction and management so as to provide beds, nursing service, medical attention, surgical care, etc., according to pathological needs. Standing Committee hopes that medical service will find a high priority in the near future planning programme of the Corporation.

The total number of new out-patients treated was 1,75,995 against 1,66,812 and 1,56,888 of the preceding two years showing an increase of 9,183 and 19,107 patients, respectively. The daily average number of new out-patients was 657.6 against 620.5 and 590.2 in the previous two years, while the daily average number of out-patient attendance worked out

to 1,955 against 1,919.3 and 1890.2 in the previous two years. The total number of out-patients attendance including casualty patients during the year came to 5,79,505 against 5,70,742 and 5,59,901 in the previous two years. The highest number of out-patients attendance on any one day was 2,571 as against 2,601 and 2,649 in the previous two years, while new out-patients admitted on a single day was 703 as against 691 and 692 in the previous two years. The total number of operations on out-patients during the year was 20,339 against 23,147 and 20,347 in the previous two years. The average cost per out-patient attendance during the year was Rs. 1-5-10 against Rs. 1-5-8 and Re. 0-14-0 in the previous two years, while the average cost per out-patient admission was Rs. 3-1-3 against Rs. 3-4-10 and Rs. 3-4-6 in the preceding two years.

With the installation of new equipments in the year, the X-Ray Department can now claim to be as well-equipped as in any other country.

The Poor Box Charity Fund from which relief was rendered to poor patients continued to give relief and comforts to deserving patients which ordinarily could not be given out of the Municipal Fund. An amount of Rs. 33,734-11-0 as against Rs. 36,547-9-0 in the previous year was spent for affording relief to poor patients out of the Charity Fund. The total contributions during the year by way of collections from the out-patients, ward boxes, donations etc. amounted to Rs. 44,721 as against Rs. 41,700-6-9 in the previous year.

The Gift Shop started for the convenience of patients continued to receive steady support. Similarly, the Occupational Therapy Centre and School, Prophylactic Immunization Centre, Family Health Centre, Ambulance Division and the Co-operative Credit Society, carried on their work in their respective spheres satisfactorily.

The Neuro-surgical and Neurological Units started functioning in the year with 40 beds. It is hoped that this new branch of medical service will be taken advantage of by the afflicted for their relief.

40. The bed accommodation in the Hospital continued to be the same as in the last year, viz., 300 beds, 14,018 patients were admitted during the year. Municipal General Hospital, Sion. as against 12,002, 9,426 and 8,085 during the preceding three years. The highest number of in-patients on a single day was 381. The daily average number of in-patients was 350.5 as against 339 and 291 in the preceding two years. Average number of days each patient was resident was 9.5 days as against 10.3 and 12.6 days in the preceding two years.

The total number of in-patients treated was 14,331 including 313 of the previous year. Of the 14,331 in-patients, 8,851 were treated for medical and surgical complaints and 5,480 for deliveries and gynaec complaints.

The total number of operations performed on in-patients was 4,013 as against 2,641 and 2,139 in the preceding two years. The average cost per in-patient on diet per day was Re. 0-15-5 against Re. 0-15-6 in the preceding two years.

The total number of new out-patients was 70,014 with a daily average of 228.8 as against 62,195 and 212.7, respectively, in the preceding year and 51,431 and 164.3 in the year preceding the last. The total number of out-patients attendance was 3.26 lacs with a daily average of 1065.5 as against 2.55 lacs and a daily average of 825.2, respectively, in the preceding year. The highest number of out-patients attendance on a single day was 2,297 as against 1,940 in the preceding year. The total number of operations performed on out-patients was 4,499 as against 3,220 and 2,348 in the preceding two years. 16,931 accident and other emergency cases were treated in the Casualty Department as against 10,560 in the preceding year.

Paying Bed Scheme started from 1st September 1951 is working satisfactorily. More and more patients take advantage of the same as will be seen from the fact that 1,337 patients were admitted in the General and Special rooms as against 921 and 390 in the previous two years. 189 major and 238 minor operations were performed on paying patients, as against 119 and 177, respectively, in the previous year.

Pathological and Bacteriological investigations in respect of 31,520 in-patients and 12,172 out-patients were carried out in the Laboratory of the Hospital against 17,730 and 9,784 respectively, in the previous year. 84 autopsies were also performed during the year.

The Research Department started in 1951 was working very satisfactorily. During the year enquiries with the problem of Anaemia and Diabetes were taken. 4,969 patients for

Anaemia and 323 patients for Diabetes were investigated as against 4,435 and 404, respectively, in the previous year.

The Hospital has an up-to-date library with latest publications of modern medical, etc., science. 53 additional books on various subjects were purchased bringing the total to 357 books.

The Poor Box Fund at the close of the last year was Rs. 55,580 as against Rs. 35,338 in the previous year. During the year a sum of Rs. 48,941 was collected in the Charity Boxes and by way of donations, etc., and the expenditure amounted to Rs. 29,657. A balance of Rs. 74,804 remained in the Poor Box Fund at the close of the year.

Nurses Training School.—27 students were admitted for course of training in midwifery. Out of 26 students who appeared for the examination 24 were declared successful.

This Hospital has been attached to the Topiwalla National Medical College for Clinical instructions to under graduate students.

41. The Hospital has an accommodation of 330 beds distributed among men, women and children patients as 171, 126 and 33, respectively, as in the last

Bai Yamunabai L. Nair Charitable Hospital. year. The accommodation was fully occupied throughout the year. The total number of in-patients admitted was 12,113 against 11,450 and 10,036 in the previous two years. The daily average number of in-patients was 322.27 against 295.52 and 240.41 in the previous two years. The highest number of in-patients treated on a single day was 363. On the average each patient was resident for 9.7 days against 9.25 and 8.95 in the previous two years. The total number of in-patients treated was 12,400 including the balance of 287 of the previous year of whom 4,963 were cured, 3,954 were relieved, 721 died 2,425 were otherwise discharged and 337 remained at the close of the year. The average cost per in-patient per day was Rs. 8-6-4 against Rs. 8-2-10 and Rs. 8-3-6 during the preceding two years.

The total number of out-patients treated was 2,43,429 against 2,15,259 and 1,86,437 in the previous two years and the average number of out-patients attendance per day was 814.87 against 719.36 and 601.41 in the previous two years. The highest out-patients attendance on a single day was 1,250 against 1,078 and 940 in the previous two years. The average cost per out-patient per day was Rs. 1-4-9 against Rs. 1-0-10 and Re. 0-15-4 during the preceding two years. During the year 4,501 and 4,235 operations were performed, respectively, on in-patients and out-patients against 4,494 and 4,665, respectively, during the last year.

The total expenditure incurred on the maintenance of the hospital amounted approximately to Rs. 12.29 lacs against Rs. 13.01 lacs in the preceding year.

The total amount spent out of the Poor Patients' Fund in giving relief, which could not ordinarily be given out of the Municipal Fund, came to Rs. 9,393-4-8 while the contributions amounted to Rs. 7,208-12-8 by way of donations and Rs. 12,762-13-6 by way of collection from the boxes kept in wards and out-door departments.

The major part of the equipment required for the Blood Bank has been received and it would start working shortly. During the year blood transfusion were provided for 369 cases out of which 227 cases were given blood of paid donors to whom payment was made from the Poor Patients' Fund.

The midwifery class started in the previous year continued to work with the same strength as in the last year.

42. During the year under report, 82 fresh admissions were made of whom 80 were single and 2 married. Besides, 12 Licentiates were admitted for the Seth G. S. Medical College. Condensed M.B., B.S., Course. Of the 635 students on the roll against 584 in the previous year, 135 were lady students and 146 post-graduate and research students against 131 and 121, respectively, in the previous year. Out of 492 students sent up for various examinations, 288 passed the whole examination against the corresponding figure of 517 and 331 of the previous year. Clinical instructions in diseases of children continued to be given at the Bai Jerbai Wadia Hospital for Children.

Number of male students residing in the Hostel during the year was 147, while the number of lady students accommodated in the Lady Students Hostel was 28 as in the previous year. Income derived from the College and the Hostels by way of tuition fees, hostel rent,

etc., was Rs. 1.90 lacs against Rs. 1.78 lacs and Rs. 1.74 lacs in the previous two years, while the total expenditure amounted to Rs. 5.06 lacs including payment of Dearness Allowance of Rs. 0.83 lac) against Rs. 4.83 lacs and Rs. 4.41 lacs in the preceding two years. The income derived from and the expenditure incurred on the Hostels were Rs. 24,814 and Rs. 25,873, respectively, as against Rs. 16,142 and Rs. 21,503 in the previous year. The gross and net cost per student worked out at Rs. 1,024.4 and Rs. 644.08 as against Rs. 1,043.6 and Rs. 659.2 in the previous year. The amount of fees received from the post-graduate students was Rs. 23,770 as against Rs. 22,110 in the previous year.

The Co-operative Society carried on its work satisfactorily with a share capital of Rs. 1.73 lacs.

The different departments of the College and the Hospital had in addition to their normal teaching and departmental work made some investigations under the auspices of the Indian Council of Medical Research, New Delhi.

It is gratifying to note that the Rockefeller Foundation have given a grant-in-aid amounting to about £5,800 for one year from 15th May 1953 to provide minimum facilities for recognition of Pharmacology Department of this College as a post-graduate Research Centre. They have also given a grant-in-aid of about £ 3,500 to the Indian Council of Medical Research for opening an Experimental Surgical Unit at the K. E. M. Hospital. The work was not started during the year as full apparatus and appliances required had not been received.

The progress of other activities, like Library, Museum, Gymkhana, etc., was satisfactory.

43. The College had 384 undergraduate students on the roll at the close of the year, out of whom 65 were lady students. Besides, there were 50 post-graduate students including 7 lady students. Out of 318 students sent up for various examinations, 180 passed during the year under report. The number of male students residing in the College Hostel was 77. For want of accommodation admission to the Hostel had to be refused to a large number of students. Arrangements were made to accommodate female students at the Grant Medical College Hostel as there was no hostel attached to this College for them. The total expenditure incurred on the maintenance of the College amounted to Rs. 3.78 lacs against Rs. 3.72 lacs in the previous year. A grant of Rs. 2.18 lacs was received from the State Government for the year 1951-52 which was about the same amount as received in the preceding year. Government paid grant to this institution from 1946 to 1950-51. The Government have decided that the grant should be reduced progressively by 1/5 per annum so that after the next five years no grant would be paid to the College. The Corporation will, therefore, have to foot the bill of expenditure for the College *in toto*. The total income by way of tuition fees, etc., received amounted to Rs. 1.32 lacs against Rs. 1.24 lacs in the previous year.

44. During the year under report the College had 75 dental chairs as against 59 in the previous year; 24 Dental Units, 1 Dental X-Ray Machine and other equipments to give dental treatment on modern lines and to provide facilities for teaching in dentistry. There were 111 students including 17 lady students on the roll. 26 students including 7 lady students appeared and passed the Diploma Examination. The College Diploma is recognised not only by the State and the Union Government but also by leading Institutions in the line in U. S. A., U. K. and other foreign countries. The College also runs a Dental Clinic which treats patients at a nominal cost and supplies artificial sets of teeth. During the year 62,283 patients (37,460 males, 17,345 females and 7,388 children) were treated as against 51,247 and 31,183 in the preceding two years. The total expenditure incurred was Rs. 1,63,578 as against Rs. 1,51,710 and Rs. 1,40,379 in the previous two years and the total revenue by way of fees from students and patients was Rs. 73,226 as against Rs. 63,015, and Rs. 48,133 during the previous two years.

The Academic Council started to look after the academic affairs of the College and the Advisory Board to conduct Final L.D.sc., Diploma Examination, etc., continued to function during the year under report, as before. Almoner service to deserving cases was done from the Poor Box Fund to poor deserving patients in the shape of supplying sets of artificial teeth, blood transfusion, vitamin injections, etc.

45. At the close of the year there were 1,81,927 pupils in 443 schools and 53 classes in Greater Bombay, the number in the City being 1,54,293 pupils in 350 schools and 34 classes and in the suburbs 27,634 pupils in 93 schools and 19 classes. The corresponding figures for the previous year were 1,75,104 pupils in 444 schools and 43 classes in Greater Bombay, which was made up of 1,48,131 pupils in 351 schools

and 29 classes in the City and 26,973 pupils in 93 schools and 14 classes in the Suburbs. Thus during the year, there was a net increase of 6,823 pupils in Municipal Schools. The highest number on roll was 1,95,409 at the end of September 1953. The number came down to 1,81,927 at the end of March 1954. The total number of teachers in Greater Bombay at the end of the year was 4,872 of whom 4,645 were ordinary and 227 were special teachers. Out of 4,645 ordinary teachers, 3,954 were permanent and 691 were temporary. The percentage of trained teachers was 87 in the City and 82 in the Suburbs.

During the year the "Class Room Formula" to determine the number of teachers was adopted. Under this, teachers were recruited according to the number of class rooms in actual use so as to ensure one teacher for each class. Another change in the policy adopted by the Education Committee was to confer on all temporary teachers the salary and grade as per the qualifications they hold after completion of one year's service in the department. These are the landmarks in the annals of the Education Committee.

The curriculum was divided month by month and distributed to the schools. Some of the main factors which hampered the progress were a top heavy curriculum, inadequate accommodation resulting in over-crowding and necessitating the holding of schools in two sessions, and inadequate facilities for pupils to study at home.

The Byculla Educational Centre was discontinued from 1st March 1952 for want of funds. However, the Centre continued its activities by conducting lectures of eminent educationists in the City on various educational topics for the benefit of teachers and arranging programmes of film shows for the benefit of school children. It is gratifying to note that the proposal to convert the Centre into a Unit for research work in the problems of Primary Education received active consideration of the Municipal Commissioner and the Education Committee. The Standing Committee feels that the establishment of such a unit will help to assess the educational results we achieve and discover defects in the system so that remedial action can be devised and implemented.

The total number of Municipal owned buildings at the end of the year was 63 of which 30 were in the City and 33 in the merged areas. These 63 buildings accommodated only about 36,500 pupils, whereas the rest were housed in rented buildings.

The two schools converted into Basic Schools continued to work as before with a view to exploring the possibility of implementing the Basic Education Schemes in Municipal Schools and imparted education in spinning and weaving as the Basic craft. From experience it is found that the conversion of Primary Schools into Basic Schools will not be of any practical use in the City like Bombay on account of paucity of funds, paucity of Basic trained teachers, absence of suitable accommodation, etc.

Besides imparting education in 3 R's, the Corporation also imparts vocational education. There are 22 Municipal Vocational Upper Primary Schools, including 10 for girls only, which prepare pupils for the Primary School Certificate Examination with the subject of craft as one of the compulsory subjects. Carpentry and tailoring are also taught in these schools. Other subjects taught in the schools are Sewing, Embroidery, Tailoring, Printing and Binding, Clock repairing, Sign-board painting and Card Board modelling. There were 21 Handicraft Classes for Carpentry, Tailoring Book-binding etc. In all 2,960 pupils were attending these classes. Out of these pupils 2,684 received instruction in Carpentry and Tailoring.

At the close of the year there were 291 Aided Schools in Greater Bombay (226 in the City and 65 in the Suburbs) as against 283 and 285 in the previous two years. The number of pupils in these schools was 73,771 as against 69,552 and 69,100 in the previous two years. The number of recognized schools not receiving grant-in-aid was 29 with 6,082 pupils as against 31 and 23 with 4,805 and 3,179 pupils in the previous two years.

The total number of teachers in Aided Schools including special and part-time teachers was 2,862 as against 2,663 and 2,721 in the previous two years. The total amount of grants recommended for payment to Aided Schools was Rs. 3,37,993 for City schools and Rs. 1,14,998 for the Suburban schools. The corresponding amounts for the previous year were Rs. 3,57,793 for City schools and Rs. 1,06,829 for the suburban schools. As in the past the grants were recommended after applying varying cuts to the assessed grants taking into consideration the income and other resources of the respective institutions. The average cost per pupil calculated on the total number of pupils on the rolls in the Aided Schools worked out to Rs. 70.4 in the City and Rs. 54.7 in the Suburbs. The average cost per pupil to the Corporation by way of grant was Rs. 12.9 and Rs. 7.9 for the City and Suburbs, respectively.

During the year under report it was decided by the Education Committee and the Corporation to approach Government for permission to dispense with the taking of a census of non-attending children this year. The necessary permission having been received, no Census was taken during the year. 1,18,416 pupils of compulsory age were attending Municipal Schools as against 1,13,202 at the end of the previous year.

Physical Education was imparted in almost all schools on the lines of the curriculum laid down by Government. The number of pupils taking physical education was 1,76,246 out of 1,81,927. Annual sports were held as usual. Mass drill displays were also held in which more than 9,250 children from 125 schools participated.

The Municipal Boy Scout and Girl Guide Associations continued their activities vigorously as before. The usual activities, such as, week-end camps, social work, help to all departmental and public functions, etc., were carried out during the year. A new feature of the year was the "Anand Bazar" arranged by the Guides' Section of the State Bharat Scouts and Guides where self-prepared articles were sold by the Guides in aid of that organization. During the year under report, the All India Bharat Scouts and Guides Mela was held at Secunderabad and 34 scouts and scouters and 21 guides and guiders were deputed to attend the *Jamboree*. The Bombay Municipal Boy Scout and Girl Guide Association has been affiliated to the Bharat Scouts and Guides. The scope of the Association has been widened a great deal within the past few years. With a view to dealing effectively with the varied problems of scouting and guiding it has been proposed to have a Divisional Organization. The Constitution and Bye-Laws have been prepared and sent to the National Head Quarters, Bharat Scouts and Guides for their approval. This matter is under consideration since 1951 and the Commissioner is requested to bring the new constitution into operation at a very early date.

The School Health Service under the Executive Health Officer was continued as before for the benefit of the children of Municipal Primary Schools. Detailed medical examination of 43,589 children reading in Standards I and III was taken by the Medical Inspection Department. Free medical treatment was given to the pupils at the Municipal Dispensaries and the Central School Clinic at the K. E. M. Hospital and at the various vaccination centres. Free milk was supplied to about 39,180 under-nourished children, in the year. On account of paucity of funds it was not possible to supply milk to all under-nourished needy children of suburban schools. The Standing Committee feel that this want will soon be supplied and if not at least every needy pupil would be supplied with this nourishment so essential to build up physique of the future generation of this Great City.

A unique feature of the Education Department is a Central Library for City teachers only. During the year the library contained over 18,046 books in different languages as against 17,418 in the previous year and a good number of teachers on all sides took advantage of the same. The daily average attendance in the library was satisfactory. There is absence of such an institution for teachers in the suburban schools.

Various extra-curricular activities were carried on as usual during the year under report, such as, Vacation Libraries in the Summer Vacation, Sharad Utsav, School Anniversaries, Excursions, Co-operative Stores and Exhibitions.

The average cost per pupil in the City schools calculated on the number of pupils on rolls was Rs. 73.8 as against Rs. 74.9 in the previous year and the average cost per pupil in the Suburban Schools was Rs. 61.2 as against 60.4 in the previous year.

The income side of the Education Fund is more or less fixed. The Corporation's contribution is restricted and so also the Government grant. Other sources contribute a very negligible amount to the total receipts of the Education Fund. Thus with the inelastic sources of revenue on one hand and the increasing demand for more and better schools and educational facilities for the increasing population of Bombay on the other hand, the Corporation find it very difficult day by day to cope with even the urgent needs of the Primary Education Department.

Unless, therefore, the Income Side is substantially augmented by increased contribution either by the Corporation or the Government, there will be no alternative but to shrink the activities of this nation building Department, so as to make both ends meet.

46. The difficulty in obtaining paper experienced in the previous years eased to some extent during the year under report. Out of 170 tons of both the **Municipal Printing Press.** bleached and unbleached paper for which orders were placed with the Government, 152 tons were received from the mills, while 34½ tons of foreign bleached paper

had to be purchased locally for specialized jobs. Over and above this the Budget Estimates and Establishment Schedules and several other jobs from the B. E. S. & T. Undertaking were also printed at the Press. Total quantity of paper consumed was 174½ tons against 153½ and 142 tons in the previous two years.

The transactions of the Press for the year closed with a surplus of Rs. 8,589 on the total turnover of Rs. 8.33 lacs against the surplus of Rs. 2,893 over the turnover of Rs. 8.12 lacs for the previous year. The labour staff at the close of the year consisted of 220 workers against 223 on the 28th February 1953.

A notable feature of the year was the printing of the Draft Bill to revise the Municipal Act and the compilation of Amendments comprising of 2,028 and 254 pages, respectively. This work was executed in record time at a total cost of Rs. 27,302-2-0 only.

The Municipal Printing Press has also taken up the printing and publication of "The Bombay Civic Journal".

47. During the year under report the department continued to attend to contested matters and other legal proceedings in the High Court, City Civil Court, Small Causes Court and Police Courts as also to other legal matters. **Legal Department.** During the year, the department received 7,791 files, against 8,945 files in the preceding year, addressed 3,051 letters against 1,719 letters in the previous year to outside parties or their legal advisers and gave opinions on different departmental matters and advices on 136 documents against 165 documents in the last year. The report contains figures of High Court suits, as well as number of documents, such as, conveyances, etc., that were completed.

The income by way of costs recovered amounted to Rs. 38,148-7-10 and the expenditure to Rs. 75,365-14-7 as against Rs. 14,971-15-6 and Rs. 70,162-15-3, respectively, in the preceding year.

48. As in the previous year, 10 Trade Unions represented Municipal employees with a total membership of 12,492 against 8,953 in the preceding year. **Labour Department.** The total number of labour staff employed was 29,015 against 27,182 persons in the previous year. Labour relations remained quite normal.

Nine Joint Councils continued functioning satisfactorily during the year more or less on the lines of the Whitley Councils of Greater Britain. The scope of the work of these Councils was elastic enough to allow discussions and recommendations on all matters pertaining to conditions of services. They helped to create harmonious relations between the Administrations and the Labour.

The Labour Officer dealt with 1,681 complaints against 1,434 in the previous year, regarding service conditions, promotions, transfers, etc., of these complaints 848 were redressed, 694 were found not genuine and 139 were pending cases.

The recreational, educational and other cultural activities indoor as well as out-door organized by the Welfare Branch of the Department for the benefit of Municipal workers and their dependents were conducted vigorously in the year under report and the participants evinced great interest in them. The maternity unit attached to the Chembur Welfare Centre continued to do its useful work under a qualified lady Doctor and medical treatment, wherever necessary, was given by the Welfare Organization. 2,848 cases were treated at the Unit during the year under report as against 3,626 in the preceding year.

Under their Resolution No. 983, dated the 12th January 1953, the Corporation had sanctioned two Labour Welfare Schemes in the shape of granting (i) scholarships to children of Municipal employees and (ii) medical assistance to them. The work of implementing them was entrusted to the Labour Department. Out of 269 applications received for Scholarships, 86 Scholarships were awarded to eligible scholars at a total cost of Rs. 11,940. 68 applications were received for medical assistance and help of Rs. 4,983 was given in 60 deserving cases. The remaining cases were rejected being not eligible under the rules.

49. Labour relations during the year were smooth and there was no dislocation of work at any time. It is observed that the employees represented by the Bombay Municipal Hospital Employee's Union, the Bombay Municipal Kamgar Union, the Greater Bombay Municipal Employees' Federation and the Bombay Municipal Workers Union showed a little restiveness and submitted grievances from time to time which were settled amicably. Similarly, the Bombay Municipal Hospital Employees' Union which had served a strike notice withdrew the same and the matter was settled amicably.

50. The two Ward Officers (one for the South and the other for the North of the City) during the year under report attended to and dealt with complaints pertaining to drainage, conservancy, water supply, buildings, sanitation as also with other complaints connected with encroachments, markets, gardens, fires, etc. On their usual rounds the complaints were verified and the needful was done, while attending to complaints by inspection on site, whatever sanitary and other defects were noticed by them in the course of their rounds were reported to the respective heads of departments for necessary action. The total number of complaints received during the year was 5,675 as against 5,671 the proceeding year. The number of such references in respect of buildings was 1,279, drainage 431, sanitation 2,175, water supply 1,577 and miscellaneous 213, the corresponding figures for the preceding year were 1,405, 359, 2,106, 1,562 and 239 respectively.

51. The Bombay Civic Journal is a new venture in the history of the Bombay Municipal Corporation. This is to be an accredited organ of the Corporation. In January 1954 the first issue entitled 'Our Bombay' was published by the Corporation. This issue was greatly appreciated by the Press and the public alike. From March onwards regular monthly issues under the name and style of 'The Bombay Civic Journal' were printed and published.

The aims and objects of the Journal are very well given in its first issue which express that 'the object was not only to review the projects, activities and achievements of the Corporation, interpret its policy, bring to the notice of the civic body genuine grievances of the public estimate civic awareness and foster closer contact, but also to present in word and picture the many sided life of Bombay, its tradition, history and social economic progress and to promote an objective discussion of civic problems and the larger issues relating Self Government from the national angle. As regards policy, it will be non-partisan in approach and wholly independent in outlook having only the progress of Local Self Government and the realisation of the greatest good of the greatest number at heart'.

It is earnestly hoped that this organ would serve to enlighten Citizens on various civic matters and educate them.

52. This year also the Municipal Chief Auditor's Report has not been included in the Municipal Commissioner's Administration Report, as required by Section 137 (4) of the Act, as it was not received in time. The Municipal Chief Auditor's Report would have been of much help to the Standing Committee while studying the report of the Municipal Commissioner. The report will be forwarded to the Corporation separately when received.

53. In conclusion, the Standing Committee desire to record their appreciation of the very valuable services rendered by Shri P. R. Nayak, I.C.S., J.P., whose high administrative abilities and financial acumen were of great help to the Committee. The Committee also place on record their appreciation of the services rendered by the other Municipal Staff.

MUNICIPAL CORPORATION OFFICE,
BOMBAY, 17th March 1955. }

SULOCHANA M. MODI,
Chairman, Standing Committee.

Administration Report of the Municipal Commissioner for Greater Bombay for the year 1953-54

CORPORATION, STANDING COMMITTEE, IMPROVEMENTS COMMITTEE AND EDUCATION COMMITTEE

CORPORATION

Dr. Peter Anastasio Dias, L. M. & S. was elected Mayor at the Meeting of the Corporation, held on the 2nd April 1953, and he held that Office throughout the year.

2. One hundred and forty-eight Meetings of the Corporation including thirty-one Special and Adjourned Special Meetings and ninety-four Meetings of the Committees and three Meetings of the Sub-Committees, other than those of the Standing Committee, the Improvements Committee and the Education Committee, were held during the year. Councillors also attended a Civic Reception accorded to Sir John Kotelawala, K.B.E., Prime Minister of Ceylon.

3. The only change that took place in the personnel of the Corporation during the year was as follows:—

Shri D. G. Bhosle ceased to be a Councillor under Section 17 (a) of the Bombay Municipal Corporation Act, from 18th February 1954, as he was sentenced by the Presidency Magistrate, Esplanade Court, to imprisonment for an offence involving moral turpitude and punishable with imprisonment for a period exceeding six months.

STANDING COMMITTEE

4. Shri V. N. Desai, B.A., was elected Chairman of the Standing Committee, at their Meeting held on the 8th April 1953, and held that Office throughout the year.

5. There was no change in the personnel of the Standing Committee during the year.

6. Dr. N. N. Shah, L.C.P.S. (BOM.), J.P., Chairman, Education Committee, became an *ex-Officio* member of the Standing Committee, from the 17th April 1953 under the amended Section 43 of the Act.

7. Fifty-three regular Meetings, including Adjourned Meetings, and twenty-four Special Meetings including Adjourned Special Meetings were held during the year. There was no Meeting of the Sub-Committee of the whole of the Standing Committee during the year.

8. There were forty-four attendances of the members of the said Committee for audit of the Municipal accounts and one hundred and fifteen for the signing of cheques.

IMPROVEMENTS COMMITTEE

9. Shri V. B. Worlikar, was elected Chairman of the Improvements Committee at their Meeting, held on the 7th April 1953, and held that Office throughout the year.

10. Shri Yusuf S. Peerbhoy was elected a member of the Committee from the 11th April 1953, *vice* Dr. N. N. Shah, resigned.

11. Seventeen Ordinary Meetings, including Adjourned Meetings, ten Special Meetings and five Meetings of the Sub-Committee of the whole of the Improvements Committee were held during the year.

EDUCATION COMMITTEE

12. Dr. N. N. Shah, L.C.P.S. (BOM.) J.P., was elected Chairman of the Education Committee, at their Meeting, held on the 17th April 1953, and held that Office throughout the year.

13. The Changes that took place in the personnel of the Education Committee were as follows:—

Smt. Vasanti N. Shroff resigned her seat on the Committee on the 27th October 1953, and in the vacancy thus caused, Shri Ram Joshi was appointed as a member of the Committee on the 12th November 1953.

14. Fourteen regular Meetings, including Adjourned Meetings, and thirteen Special Meetings, including Adjourned Special Meetings, were held during the year. there was no Meeting of the Sub-Committee of the Whole of the Education Committee during the year.

CORPORATION AND STANDING COMMITTEE OFFICE

15. (a) Shri C. F. D'souza, J.P., continued to hold the Office of the Municipal Secretary till the 13th November 1953, except for a period of two months from the 20th August to the 19th October 1953, when he was on leave and Shri P. R. Mullaferoze, B.COM., F.C.C.S., acted as Municipal Secretary. Shri D'Souza again proceeded on leave preparatory to retirement from the 14th November 1953 to the 25th February 1954 and Shri P. R. Mullaferoze was appointed to act as Municipal Secretary in the leave vacancy. Upon the retirement of Shri D'Souza from Municipal service due to superannuation from the 26th February 1954, Shri P. R. Mullaferoze was confirmed as Municipal Secretary from that date.

(b) No circumstances arose in this Department in which it became necessary to invoke the provisions of the Municipal Servants Act, 1890.

(c) There was no award of any adjudication during 1953-54.

LIST OF MEMBERS OF THE CORPORATION WHO HELD OFFICE AS ON 31st MARCH 1954

DR. P. A. DIAS, L.M. & s. Mayor.

SHRI V. N. DESAI, B.A., Chairman, Standing Committee.

SHRI V. B. WORLIKAR, Chairman, Improvements Committee.

DR. N. N. SHAH, L.C.P.S. (Bom.), J.P., Chairman, Education Committee.

SHRI GANPATISHANKER N. DESAI, J.P., Chairman, B.E.S.&T. Committee.

ACHREKAR, SHRI R. K., J.P.
ANANDE, DR. D. L. J.P.
BAGWE, SHRI G. S., B.A., LL.B.
BAMJI, MAJOR S. R., F.C.R.A., F.R.S.A., F.C.I., M.B.E., J.P.
BANDUKVALA, SHRI N. Y.
BHANDARE, SHRI R. D., M.A., LL.B.
BHARUCHA, SHRI NAUSHIR C., M.A., LL.B., M.L.A.
BORICHA, SHRI P. H., B.A., L.S.G.D.
BORKAR, SHRI K. L.
BROKER, SHRI K. M.
CHARI, SHRI K. R.
CHEMBURKAR, SHRI R. H.
CHIPLUNKAR, SHRI S. D.
CHOKSY, SHRI M. D.
CHOUGULE, SHRI K. M.
DAFTARY, DR. P. D., L.C.P.S. (Bom.).
DARUVALA, SHRI JEHANGIR D., M.SOC.C.E. (France), ASSOC.M.
Inst. C.E., F.I.S.E., M.I.E. (India), M.E. (San.) I.
DESAI, SHRI DINKAR D., M.A., LL.B.
DESAI, SHRI K. G.
DESAI, SMT. MANIBEN N., G.A., J.P.
DESSNAVI, SHRI S. S., B.Sc., B.T.
DEVBUKHKAR, SHRI D. D., J.P.
DHARIA, SHRI K. S., B.A., LL.B. (Hons.) (Lond.), BARRISTER-AT-LAW.
DHORAJIWALA, SHRI M. A.
DHURANDHAR, SHRI S. A., B.A., LL.B.
DINA, SHRI A. S.
DONDE, SHRI M. V., B.A., M.L.C.
D'SOUZA, DR. J. LEON, M.B., B.S.
DESOUZA, DR. MENINO, M.D., B.Sc. (Bom.).
FERNANDES, DR. SIMON C., M.B., B.S.
GANATRA, SHRI R. K.
GANJI, SHRI N. B.
GAOKAR, SHRI H. D., M.Sc. (Bom.), T.D. (Lond.).
GIANI, SHRI KEHARSINGH DAYALSINGH.
GOAD, SHRI Y. S.
GULAM NABI HAJI ABDUL REHMAN, SHRI.
HAFIZKA, SHRI A. K.
HARDIKAR, SHRI R. K., J.P.
HARRIS, SHRI M.
ISMAIL KHWAJA HUSAIN, SHRI.
JADHAV, SHRI R. A.
JOSHI, SHRI H. K., BARRISTER-AT-LAW.
JOSHI, SHRI J. K.
JOSHI, SHRI RAM, M.A.
KADAM, SHRI N. D.
KANHERE, SHRI L. H., J.P.
KANTHI, SHRI G. S., J.P.
KHATAL, SHRI M. A.
KHER, SHRI P. G., B.A., LL.B.
KHOPKAR, SHRI M. S.
KHWAJA, SHRI GULAM JILANI SADRUDDIN.
KOTHARI, SHRI J. K.
KOTHARI, DR. V. A., L.M. (Dublin).

KUNDER, SHRI Y. B.
LATHI, SHRI JAYANTILAL L.
LATIF, SHRI FATEHMOHAMED.
MADHAVAN, SHRI M.
MAHAJANI, SHRI D. G.
MAHASHABDE, SHRI G. B., J.P.
MAHIMTURA, DR. M. G.
MALLA, SHRI T. M.
MANAY, SHRI G. K.
MANDLIK, DR. P. V., M.B., B.S.
MANKAR, DR. USHAKANT J., L.C.P.S.
MATKAR, DR. W. S., L.C.P.S.
MEHDI RAJABALLY, SHRI J.P.
MEHER, SHRI J. S.
MEHTA, SHRI P. V., L.T.C.
MEMON, SHRI A. U.
MERCHANT, SHRI IBRAHIM M.
MISRA, SHRI H. D.
MODI, SMT. SULOCHANA M., M.A., J.P.
MORE, SHRI PRABHAKAR.
MORE, DR. R. B., M.B., B.S.
MOTWANE, SHRI NANIK G.
MUNAGEKAR, DR. D. S.
MUNSHI, SHRI M. N.
NANDI, DR. B. K., M.Sc. (Cal.), Ph. D. Tech. (Manch.), A.R.I.C. (Lond.).
PADHYE, SMT. KAMALPRABHAKAR, B.A. (Hons.).
PALEKAR, SHRI S. D.
PARALKAR, SHRI P. S., B.Sc., LL.B.
PARIKH, SHRI M. P.
PATEL, DR. C. P., M.D. (Bom.), D.T.M.&H. (Lond.).
PATEL, SHRI DAHYABHAI V., J.P.
PATEL, DR. S. G., M.B., B.S.
PATIL, DR. B. S., M.B., B.S.
PATIL, SHRI G. L.
PATIL, DR. K. G., B.H.Sc.
PAWAR, SHRI S. B.
PEERBHOY, SHRI YUSUF S.
PODDAR, SHRI G. S., J.P.
POHUJA, SHRI D. C.
PRABHOO, SHRI M. S.
PRATAPSINGH LAKSHMIDAS, SHRI.
PUPALA, SHRI N. C., J.P.
PUPALA, SHRI P. S., J.P.
RANGNEKAR, DR. A. R., M.B., B.S.
SHAH, SHRI JIVRAJ B.
SHAIKH, SHRI A. V.
SHARMA, SHRI J. S., J.P.
SHENOY, SHRI V. A.
SHIGVAN, SHRI P. D.
SHROFF, SMT. VASANTI N., B.A.
SIKANDAR, SHRI M. F., B.A., LL.B.
SINGH, SHRI DUDHNATH.
SOWANI, SHRI H. K.

SUNKERSETT, SHRI B. R., B.A.
TAMMAL, SHRI B. D.
TEMBE, SHRI V. K., F.C.A., LL.B.
THAKARE, SHRI S. M.
UPADHYAYA, SHRI P. U.
VAKHARIA, SHRI N. D., B.Com., LL.B.

VANIA, SHRI D. D. B.A., LL.B.
VELINKAR, SHRI V. S., B.A., BARRISTER-AT-LAW.
VORA, SHRI P. H., M.A., LL.B.
WADIA, DR. S. R., M.B., B.S.
YADAV, SHRI R. R.
ZAVERI, SHRI SHANTILAL P.

LIST OF MEMBERS OF THE STANDING COMMITTEE WHO HELD OFFICE AS ON 31st MARCH 1954

SHRI V. N. DESAI, (Chairman).

SHRI P. H. BORICHA.
DR. P. D. DAFTARY.
SMT. MANIBEN N. DESAI.
SHRI M. V. DONDE.
SHRI A. K. HAFIZKA.
SHRI M. HARRIS.
SHRI G. S. KANTHI.
SHRI P. C. KHER.

SHRI J. K. KOTHARI.
DR. M. G. MAHIMTURA.
DR. W. S. MATKAR.
SMT. SULOCHANA M. MODI.
SHRI M. P. PARIKH.
SHRI V. K. TEMBE.
SHRI V. S. VELINKAR.
DR. N. N. SHAH, (Chairman, Education Committee), Ex-Officio.

LIST OF MEMBERS OF THE IMPROVEMENTS COMMITTEE WHO HELD OFFICE AS ON 31st MARCH 1954

SHRI V. B. WORLIKAR, (Chairman).

SHRI G. S. BAGWE.
SHRI JEHANGIR D. DARUVALA.
DR. SIMON C. FERNANDES.
SHRI R. K. GANATRA.
SHRI R. K. HARDIKAR.
SHRI ISMAIL KHWAJA HUSEIN.
SHRI R. A. JADHAV.
SHRI M. MADHAVAN.

SHRI P. V. MEHTA.
SHRI I. M. MERCHANT.
SHRI YUSUF S. PEERBHOY.
SHRI H. K. SOWANI.
SHRI S. M. THAKARE.
SHRI P. U. UPADHYAYA.
SHRI S. P. ZAVERI.

LIST OF MEMBERS OF THE EDUCATION COMMITTEE WHO HELD OFFICE AS ON 31st MARCH 1954

DR. N. N. SHAH, (Chairman).

MAJOR S. R. BAMJI.
SHRI S. S. DESNAVI.
SHRI M. V. DONDE.
SHRI H. D. GAOKAR.
DR. B. G. GOKHALE.
SHRI RAM JOSHI.
SHRI M. S. KHOPKAR.
SHRI GULAM JILANI SADRUDDIN KHWAJA.

SHRI G. K. MANAY.
SMT. ANSUYAM NADKARNI.
SHRI DUDHNATH SINGH.
SHRI B. R. SUNKERSETT.
SMT. LILAVATI V. VELINKAR.
SHRI B. B. VYAS.
DR. S. R. WADIA.

* Non-Councillor Member.

Shri P. R. Nayak, M.A., I.C.S., held the office of the Municipal Commissioner throughout the year.

Shri J. K. Daruvala, B.A., (HONS.), J.A.S.A.A., held the post of the Deputy Municipal Commissioner (General) throughout the year.

Shri A. H. K. Shaikh, B.A., held the post of the Deputy Municipal Commissioner (Suburbs) throughout the year.

Shri L. S. Kagal, B.A. (HONS.), LL.B., held the office of the Deputy Municipal Commissioner (Improvements) throughout the year.

Shri S. M. Y. Sastry, M.A., B.L., held the office of the Assistant Municipal Commissioner throughout the year except for the period from 22nd August 1953 to 31st March 1954 when he was on deputation.

Shri S. R. Guru held the office of the Ward Officer (North) throughout the year.

Shri G. E. Pereira, B.A., LL.B., held the office of the Ward Officer (South) throughout the year except for the period from 11th May 1953 to 10th July 1953 when he was on leave. Shri S. R. Guru Ward Officer (North) looked after his work in addition to his own during the period of his absence.

A donation of 1,92,000 Dienestrol Tablets was received from Messrs. Indian Medical Association, Bombay Provincial Branch, for free distribution to the poor without distinction of caste or creed. Our thanks are due to the Association for their kind donation.

II.—HEADS OF DEPARTMENTS

Shri N. V. Modak, C.I.E., B.E., M.I.C.E., M.I.E. (India), F.R. san. (England), held the post of the Special Engineer during the year except for the period from 9th November 1953 to 8th March 1954 when he was on leave. Deputy City Engineer, Shri M. K. Batliwalla, B.E. (Civil), A.M.I.E. looked after the duties of the Special Engineer during the period in addition to his own.

Shri K. B. Carnac, B.E. (Civil), M.I.C.E., M.I.E. (India), held the post of Hydraulic Engineer from 23rd November 1953 to 21st March 1954 and was appointed as City Engineer from 22nd March 1954. Shri P. J. Bhiwandiwalla, B.E. (Mech.), A.M.I.E. (India), acted as Hydraulic Engineer during the remaining period of the year.

Shri M. K. Batliwalla, B.E. (Civil), A.M.I.E. held the post of the Deputy City Engineer till he proceeded on leave from 22nd March 1954, the day of his retirement, (*vide* Corporation Resolution No. 1108, dated the 11th January 1954).

Shri V. N. Ambdekar, A.R.I.B.A., A.I.A.A., held the post of the Architect for Greater Bombay, except for the period from 15th February 1954 to 31st March 1954 when he was on leave.

Shri D. I. Ahmadi, continued to be in charge of the Garden Department except from 24th October 1953 to 14th November 1953 when Shri J. N. Barowa, Assistant Superintendent (Zoological) looked after his duties in addition to his own.

Dr. R. G. Dhayagude, M.D., held the post of the Dean of the K. E. M. Hospital and G. S. M. College during the year except during the period from 29th April to 28th May 1953 when he was on leave.

Dr. S. C. Upadyaya held the post of the Curator, Victoria and Albert Museum and as Chief Librarian during the year except for the period from 2nd December 1953 to 29th December 1953 when he was on leave.

Shri S. G. Redkar, B.Sc., LL.B., continued to be in charge of the Shops and Establishments Department upto 9th October 1953 and Shri V. G. Sabnis, B.E. (Mech.) was in charge of the Department for the remaining period of the year.

During the year under Report, Shriyuts G. V. Aras, B.A., G. A. Vyavarkar, B.A., I. N. Mehta, B.A. and A. W. Shanbhaug, G.D.A. were in charge of the Assessment and Collection Department as Assessor and Collector for the periods from 1st April 1953 to 3rd June 1953 and also from 4th October 1953 to 20th December 1953; from 4th June 1953 to 3rd October 1953; from 21st December 1953 to 7th February 1954 and from 15th March 1954 to 31st March 1954; and from 9th February 1954 to 14th March 1954, respectively.

Smt. Kapila T. Khandvala, B.A., B.T. (Bom.), M.A. (U.S.A.), J.P. held the post of the Education Officer throughout the year except for a period of 46 days during July-August 1953 and 12 days in December 1953 when she was on leave. Shri M. P. Shah, B.Sc., B.T., T.D. (London), LL.B. Superintendent, Gujarati, Hindi Aided and Suburban Schools looked after her duties in addition to his own during her absence.

Shri K. R. Kelkar, B.A., was in charge of the Election and Town Duty Department till 9th October 1953 when he retired. Shri S. G. Redkar, B.Sc., LL.B., was in charge during the remaining period of the year.

Shri U. G. Rao, B.A., was appointed as Editor of the Bombay Civic Journal from 5th January 1954.

Dr. S. V. Joglekar, M.S., F.C.P.S., was in charge of the Municipal General Hospitals, Sion, during the year except for the period from 15th March 1954 to 28th April 1954 when he was on leave. Capt. M. de Menezes, M.B.B.S., looked after his work during the period of leave.

Shri R. C. Mehta, F.C.A., F.S.A.A., held the post of the Municipal Chief Auditor till 22nd May 1954. He proceeded on leave from 23rd May 1953 to 19th September 1953 and retired from 20th September 1953. Shri J. P. Moole acted as Municipal Chief

Auditor from 23rd May 1953 to 16th August 1953. Shri R. V. Damania, B.Com., G.D.A. A.S.A.A., is appointed as Municipal Chief Auditor from 17th August 1953 and was in charge of the department till the end of the year.

Dr. G. R. Pradhan, B.A., Ph.D., who held the Office of the Superintendent of Licences during the year expired on 11th December 1953, and the work was being supervised by the Assistant Superintendent of Licences and Assistant Superintendent of Licences (Encroachments) under the direct supervision of the Deputy Municipal Commissioner (General).

Dr. S. G. Vengsarkar, M.D., F.C.P.S., continued to hold the post of Dean, Bai Yamunabai L. Nair Charitable Hospital and Topiwala National Medical College during the year under report. He attended the First World Conference on Medical Education held in London in August 1953 as one of the Principal Speakers on the subject of 'Method and value of the Interview.'

The following officers continued in the respective appointments throughout the year :—

Dr. V. V. Puri, M.B. (pb.), D.P.H. (London), D.T.M. (London), as the Executive Health Officer.

Dr. V. M. Desai, D.D.S., F.D.S.R.C.S. (Eng. & Edin.), F.I.C.D., F.A.I.D. as Dean, Nair Hospital Dental College.

Shri N. D. Baria, B.E., A.M.I.E. (India), as Estate Agent and Land Manager.

Shri V. L. Ghangurde, B.Sc., B.E., LL.B., as Deputy Estate Agent and Land Manager.

Shri N. F. J. Billia, B.E. (Civil), as Assistant Engineer, 1st Grade (Maintenance).

Shri M. A. Lokhande, B.E. (Civil), A.M.I.E. (India), as Assistant Engineer, 1st Grade (Drainage).

Shri N. K. Gandhi, B.E. (Civil), A.M.I.E. (India), as Assistant Engineer, 1st Grade (Suburbs).

Shri D. S. Thakur, B.E. (Civil), as Assistant Engineer, 1st Grade (Buildings).

Shri N. R. Junnarkar, B.E. (Mech.), (Bom.) certified I.E.S.C. (Bangalore), A.M.I.E. (London), as Mechanical Engineer.

Shri S. V. Desai, B.E. (Civil), A.M.I.E. (India), A.M.I.C.E. (London), Diploma Town Planning (London), was appointed as Assistant Engineer, 1st Grade (Planning), from 20th March 1953.

Shri T. V. Doraiswamy, B.Com., as Chief Accountant.

Shri G. V. Damle, G.D.A., as Test Audit Officer.

Shri B. G. Desai, B.A., LL.B., as Solicitor to the Corporation.

Shri M. G. Pradhan B.Sc., as Chief Officer, Fire Brigade.

Smt. F. A. Irani, B.A. (Hons.), LL.B., D.S.S.A., as Labour Officer.

Shri F. D'Souza, B.E. (Civil), as Controller of Stores.

Shri S. G. Tolat, B.A., (Hons.), as Manager, Municipal Printing Press.

Dr. J. P. Pereira, C.B.V.C., as Superintendent of Markets and Slaughter Houses.

III.—FINANCIAL

(000 omitted)

According to the Budget Estimates the normal income, expenditure and deficit for the year were estimated at Rs. 8,55,24 (inclusive of Rs. 31,20 transfers from B. E. S. & T. Fund) Rs. 9,00,29 and Rs. 45,05 respectively. However, the actual income realised was Rs. 8,78,15 (including transfer of Rs. 31,11 from B. E. S. & T. Fund) and the expenditure incurred was Rs. 8,60,07 resulting in a surplus of Rs. 18,08 at the end of the year.

The actual income during the year, viz., Rs. 8,47,04 (exclusive of Rs. 31,11 transfers from B. E. S. & T. Fund) shows an increase of Rs. 29,98 with that of the previous year viz., Rs. 8,17,06 (exclusive of transfers from B. E. S. & T. Fund). There are increases amounting to Rs. 37,68 in aggregate, counterbalanced by decreases amounting to Rs. 7,70. The main increases were under General Tax Rs. 22,66, Town Duties Rs. 3,04, Interest and Profit on investment of Surplus, etc., balance Rs. 54, Water Works Rs. 5,90, Public Health Rs. 39, Medical Relief and Education Rs. 55 Street Cleansing, etc., Rs. 2,49, Mechanical Rs. 91, Fire Brigade Rs. 26, Markets, etc. Rs. 23, Extraordinary receipts Rs. 31 and certain other heads Rs. 40. The decreases amounting to Rs. 7,70 are accounted for as under:—

Grant-in-aid in respect of fines for offences against the law Rs. 25, Miscellaneous Rs. 36, Education Primary Rs. 4,87, Roads, Drains and Sewers, etc. Rs. 58, Licensing Rs. 45, Gardens and Open Spaces Rs. 29, Contribution from Capital Funds Rs. 24 and Rebate from Government on account of collection of U. I. P. Tax Rs. 49 and certain other heads Rs. 17.

The actual expenditure for the year viz., Rs. 8,60,07 shows an increase of Rs. 37,21 over that of the previous year viz., Rs. 8,22,86. There were increases in expenditure under certain heads, the gross increases for the year being Rs. 70,42 counterbalanced by decreases of Rs. 33,21. The main increases were under Water Works Rs. 25,81 Public Health Rs. 4,68, Medical Relief, etc., Rs. 5,57, Street Cleansing, etc. Rs. 23,46, Buildings Rs. 3,01, Fire Brigade Rs. 3,11, Contribution to Budget 'B' Rs. 1,16, Contribution to Budget 'E' Rs. 2,89 and minor increases under certain other heads Rs. 73. The main decreases were under General Supervision Rs. 3,55, Roads, etc., Rs. 6,91, Dearness Allowance Rs. 17,28, Grant-in-aid Rs. 1,20, Damage by cyclone Rs. 2,38 and under certain other Heads Rs. 1,89.

The incidence of taxation per head for the year was Rs. 31-8-10 as against

Rs. 30-4-1 for the preceding year.

The net unhypothecated Surplus Cash Balance on 31st March 1954 (including the minimum required by law) was Rs. 95,80 against Rs. 52,82 on 31st March 1953.

The balance of stock, including surplus and obsolete on 31st March 1954 was valued at Rs. 1,12,45 against Rs. 1,01,99 at the close of 1952-53 showing an increase of Rs. 10,46.

The total amount of grants (including Renewed and Additional grants) was Rs. 9,83,09 while the expenditure amounted Rs. 8,60,07 leaving an unexpended balance of Rs. 1,23,02. Out of this, grants aggregating to Rs. 60,66 are reserved for being renewed for expenditure in 1954-55 while Rs. 62,36 are treated as savings.

Additional grants sanctioned during the year aggregated to Rs. 31,90 against Rs. 30,77 in 1952-53.

The expenditure on Capital Works during the year amounted to Rs. 4,12,56 against Rs. 6,33,55 provided for in the Revised Estimates under this Head.

During the year loans amounting to Rs. 4,65,42 were raised viz., Rs. 2,00,00 from Government of India through Government of Bombay for Vaitarna-cum-Tansa Scheme on terms of equated payment at 4 per cent. interest per annum in 25 years, Rs. 1,10,00 from the public at 4 per cent. with 10 year's currency, Rs. 1,35,00 internally at 4 per cent. with 20 year's

currency and Rs. 20,42 were taken from Special Funds to finance the expenditure on Plant and Machinery and for the Renewal of Road Surfaces for which no provision existed in the Fund.

Reduction of Debt during the year amounted to Rs. 60,46. The Loan liabilities of the Corporation at the close of the year stood at Rs. 24,13,79. The total Sinking Fund required up to 31st March 1954 was Rs. 5,13,80 but the actual value was Rs. 5,39,33 as under :—

Public securities of the Market value of	Rs. 5,36,94
Interest accrued on the above securities upto 31st March 1954	2,39
Total	5,39,33

A comparison of the net revenue and net expenditure for 1952-53 and 1953-54 is made below in accordance with the Standing Committee Resolution No. 12212 dated the 3rd February 1952 :—

Particulars.	1952-53	1953-54
Net revenue after deducting refunds drawbacks and charges in respect of assessment and collection and granting of refunds—	Rs.	Rs.
General Tax	3,14,68,266	3,38,40,463
Town Duties	67,17,245	70,04,624
Music, etc. Licenses	9,506	13,660
Returns from Property and Miscellaneous	26,83,306	26,75,887
Water Works	46,18,646	26,28,381
Street Cleansing and Conservancy, Road Watering and Halalkhore Service	...Dr. 51,27,296	...Dr. 72,19,721
Wheel Tax and Tolls	41,08,243	41,37,987
Fire Tax	2,80,262	...Dr. 1,335
Markets and Slaughter Houses	18,29,345	18,87,021
Licensing and Removal of Encroachments, etc. and Theatre Tax	22,32,375	22,01,980
Contribution from Capital Funds to Revenue on account of Loan Works Staff	2,20,548	1,96,636
Extra-ordinary Receipts—		
Interest on Net Premia Fund and excess on Sinking Fund	1,54,184	1,84,777
Rebate from Government on account of Collection of the Urban Immoveable Property Tax in the City	2,23,956	1,75,232
Transfers from the B. E. S. & T Fund under Section 460KK (2) (b) and LL (1) (d) of the Bombay Municipal Corporation Act.	28,75,682	31,10,914
	5,22,94,268	5,08,36,506

Particulars	1952-53	1953-54
	Rs.	Rs.
Net Expenditure after deducting receipts—		
General Superintendence	11,16,612	11,75,923
Education (Primary)	84,71,478	92,48,465
Education (Secondary)	73,976	75,246
Public Health	29,14,763	33,45,135
Medical, Relief and Education	77,91,279	82,95,981
Roads, S. W. Drains (including Public Lighting)	75,16,933	68,92,068
Mechanical	3,74,830	2,35,477
Buildings, Land Acquisition and Management	18,03,577	21,35,834
Gardens and Open Spaces	7,17,790	7,50,137
Miscellaneous	7,96,007	4,71,332
Contribution towards Improvement Schemes	35,83,626	36,99,386
Provident Fund, Pensions, Gratuities and Compassionate Allowances	19,18,354	18,77,058
Urban Immoveable Property Tax on Municipal Properties	53,925	8,780
Dearness Allowance	1,02,27,308	84,99,621
Grants-in-aid to Public Institutions	9,97,872	8,77,661
Rent of Buildings, requisitioned for housing Municipal employees of essential services, since derequisitioned by Government	30,452	50,594
Contribution to Budget	12,96,074	13,14,471
Damage caused by Cyclone of 1948	3,13,298	75,315
Total	4,90,98,154	4,90,28,484
Surplus	22,96,114	18,08,022
Total	5,22,94,268	5,08,36,506

IMPROVEMENT SCHEMES

General Account

(000 omitted)

The income, expenditure and deficit for the year as per Budget Estimates were Rs. 1,20,19, Rs. 1,21,94 and Rs. 1,75 respectively, the corresponding actuals being Income Rs. 1,21,04 Expenditure Rs. 1,21,14 and deficit Rs. 10.

The actual income for the year *viz.*, Rs. 1,21,04 shows a net increase of Rs. 8,15 over that of the preceding year *viz.*, Rs. 1,12,89. This is made up of increases in contribution from Municipal Corporation Rs. 1,16 Receipts on account of Tobacco Duty Rs. 2,58 and Rent and other proceeds of properties Rs. 4,55 counterbalanced by decreases in Interest and Profit on Investments Rs. 7 and Miscellaneous Receipts Rs. 7.

The actual expenditure for the year *viz.*, Rs. 1,21,14 shows an increase of Rs. 2,35 on that of the previous year *viz.*, Rs. 1,18,79. This is due to increases *viz.*, Rs. 2,09 under Maintenance of Properties and Streets and Rs. 26 under Debt Charges.

Details of Expenditure.

Capital Account

The expenditure on Capital Works during the year amounted to Rs. 29,39. There was no fresh borrowing during year. Reduction of Debt during the year amounted to Rs. 7,09. The liabilities of the Improvement Schemes at the close of the year stood at Rs. 15,26,50. The total Sinking Fund required upto 31st March 1954 was Rs. 4,81,27 but the actual value was Rs. 5,22,69 as under:—

Expenditure on Schemes, Loan floated in the year.

Public Securities of the Market Value of	Rs. 5,21,54
Interest accrued on the above Securities upto 31st March 1954	1,15

Total	Rs. 5,22,69
-------	-------------

Education Fund

The income for the year was Rs. 1,42,43 made up of Rs. 92,49 and Rs. 11,45 being contributions from Budgets 'A' and 'D' respectively and Rs. 26,24 and Rs. 6,33 being Grants-in-aid from Government for Primary Education for the City and Suburbs and Rs. 5,92 Miscellaneous receipts. The expenditure was Rs. 1,39,39 (City Rs. 1,21,16 and Suburbs Rs. 18,23).

Income and Expenditure

IV—ASSESSMENT AND COLLECTION

The rates of taxation remained the same as in the preceding year. The total number of properties during the year was 54,157 as against 54,079 in the previous year, showing an increase of 78. Out of these properties, 46,268 were assessed to General tax, 2,042 were exempted, 1,125 were Municipal properties exempted from General tax, 2,115 were not taxed, being small plots of waste land and 2,607 were Municipal plots. The number of single room tenements, double room tenements and flats was 2,61,006, 71,351 and 54,723, respectively, against 2,73,704, 69,288 and 47,346 in the preceding year.

Taxation, Demand, Collection and outstanding.

The rateable value of all the properties on the 31st March, 1954, was Rs. 23,43,85,349 against Rs. 21,99,08,994 and Rs. 21,00,54,130 in the previous two years. This gave a rate of Rs. 100-12-0 per head of the population for the City against Rs. 94-8-0 in the preceding year.

The total number of vehicles and animals taxed during the year (including those taxed under the public Conveyance Act, *viz.*, 1973) was 41,582.

For property and wheel tax, 1,13,109 and 1,11,743 bills, respectively, were issued during the year. The amounts collected against net total demands of Rs. 731.54 and Rs. 53.21 lacs were Rs. 604.28 lacs and Rs. 38.65 lacs which worked out to 82.60 and 72.65 per cent. of the net demand, respectively. The percentage of the total recovery to the total net demand worked out to 81.93. The total outstanding at the end of the year was Rs. 141.81 lacs. Outstandings against private ratepayers at the end of the year stood at Rs. 51.65 lacs. This figure is exclusive of the amounts of Rs. 27.63 lacs involved in complaints against rateable values which were pending at the end of the year and Rs. 33.73 lacs representing taxes for new proposals for revision under Section 167 issued in the last month of the year due to new constructions, additions, alterations, etc.

The total amount of exemption from General tax allowed in respect of different properties during the year was Rs. 29 lacs against Rs. 28.58 lacs in the preceding year.

The number of claims received for drawback and refund was 56 and 3,064, respectively, against 21 and 2,972 in the previous year. 1984 refund claims were admitted involving an amount of Rs. 2.49 lacs and one drawback claim for Rs. 71-6-0 was admitted during the year.

1,473 complaints were received against revision of assessment during the currency of the year and 2,302 against the original assessment. There were 54 appeals against rateable values.

V—TOWN DUTIES AND ELECTIONS

The gross realizations from Town Duties amounted to Rs. 93.96 lacs as against Rs. 92.95 lacs in the previous year. The net revenue during the year under report amounted to Rs. 74.19 lacs as against Rs. 72.76 lacs in the preceding year, refunds being Rs. 19.67 lacs as against Rs. 20.19 lacs in the preceding year. The fees for stamping Sugar bags, Tea cases etc., amounted to Rs. 83,532 as against Rs. 1,00,547 in the preceding year. Section 195 of the Municipal Act was amended with effect from 27th November 1953 admitting 93½ per cent. for refund and crediting 6½ per cent. to the Municipal Fund as fee for collection and refund. The minimum amount of refund admissible was raised from Rs. 5 to Rs. 10.

Supplementary Election Roll was prepared by enrolling 467 voters in accordance with the provisions of Section 21B of the Bombay Municipal Corporation Act.

VI—VAITARNA-CUM-TANSA SCHEME

Major Works in Progress

Vaitarna Dam

(a) *Excavation*.—The work of excavation was nearly completed.

(b) *Drilling and grouting*.—In order to consolidate the foundation rock, 11350 rft. of holes were drilled and grouted with cement at 40 lbs. per square inch.

(c) *Concreting*.—90,86,300 cubic feet of concrete cooled down to 600 F was laid during the year.

(d) *Instruments in the body of the Dam*.—In order to study the temperature gradients, 45 Thermometers were installed.

(e) *Undersluices*.—The built-in parts for the emergency gates for undersluices were erected.

Concrete Testing Laboratory.—Control was exercised day to day on the quantity of concrete laid. The laboratory carried out other works as detailed in the report.

Hydraulic Experimental Station.—Experiments were carried out on models at Vaitarna and Khadakwasla Research Station, Poona, to study pressures on the nappe and toe of the Buckets.

Power House.—The Municipal-owned Power House of total installed capacity of 3117 K. W. was in operation. A major portion of the electrical energy was supplied to the contractors for construction work and remaining used by Municipal Employees and petty establishments in the Camp.

A lubricating oil filter was put into commission during the year. It worked for 831 hours and 3898 gallons of lubricating oil was filtered and reused.

Tunnels.—The work of driving tunnels between Vaitarna and Tansa was completed together with the following works:—

- (a) Construction of R. C. C. Intake Tower.
- (b) Construction of Bifurcation Chamber.
- (c) Excavation in rock for the Tail Channel.
- (d) Grouting behind the concrete lining of the Tunnels.
- (e) Construction of a Two span R. C. C. Approach Bridge to the Intake Tower.

The following works were in progress:—

- (f) Laying 126" dia. pipeline between Tunnel faces Nos. 2-3 and 4-5.
- (g) Erection of Gates at the Intake Tower and the Bifurcation Chamber.

Embankment and Pipeline.—The work of formation for laying 120" dia. pipe line and road from Tunnel face No. 6 to Tansa was continued. The work of formation for laying 96" dia. pipeline between Powai and Mahim, was completed. The work of construction of a bridge across Bandra Creek was also completed.

About 13½ miles of 96" dia. pipe shells were fabricated and 10½ miles were laid out of the total length of 20 miles to be completed in the first stage. Out of 1200 rft. of 126" dia. pipe line to be laid, a length of 903 rft. was fabricated and 99 rft. laid between the Tunnel faces at Tasu and Balwant Nellas.

A number of works were also carried out departmentally.

VII—PUBLIC WORKS

Construction Branch

The following major works were completed during the year:—

- Construction of structures other than housing**
- (1) Construction of a building for an electrically operated crematorium at Chandanwadi.
 - (2) Construction of an additional floor over J. R. Municipal School building at Sandhurst Road (East).
 - (3) Construction of a school building at Laxmi Narayan Lane, Matunga.

The following major works were started during the year and were in progress at the close:—

- (1) Reconditioning of the godown at the Central Stores at Byculla.
- (2) Construction of a Repairs Workshop at Dadar Purification Works.
- (3) Construction of a covered market at Dr. Meisheri Road, Dongri.
- (4) Construction of a school-building on plots Nos. 50, 51 and 52, Suparibaug Estate, Poibavdi.
- (5) Construction of a school building on plots Nos. 160B to 162A in Scheme 6, Sion Matunga Estate.

Housing The following major works were completed during the year:—

I—Squatters' Colony at Mankhurd.

- (i) Additional sanitary units.
- (ii) Roads and passages for the extended part of the Colony, and
- (iii) Earth work for Roads and Passages.

II—Squatters' Colony at Jogeshwari:—

- (i) Roads and Passages, (ii) 13 Sanitary Units and
- (iii) Earth work for Roads and Passages.

The following works were in progress during the year:—

- (1) Construction of 96 tenements at Rajwadar Street.
- (2) Construction of 144 tenements at Bapty Road Yard.

A semi-detached house comprising two tenements 12'×10' and a varandha 4' wide was erected departmentally at Squatters' Colony at Jogeshwari. The bricks for this house were made departmentally on site. Another house with walls of precast vibrated concrete panels and columns was erected at the same colony through the agency of Messrs Sayajee Cement products.

Roads, Storm Water Drains and Sewers. Road and Drainage Works costing Rs. 16,83,870 were carried out during the year. Out of these, works costing Rs. 3,60,848 were carried out departmentally and those costing Rs. 13,23,022 were carried out by contracts.

The work of laying main gravitation sewers in Sewri Wadala area was completed during the year.

Sewers. During the year the Scheme for improving the sewerage system of the City could not be proceeded with vigorously for want of funds. The work of laying a sewer along Grant Road was completed. The work of laying a 33" diameter pipe sewer in Dadar Road was taken up and was in progress at the close of the year.

The work on Schemes for providing Storm Water Drains as approved by the Corporation was continued during the year. The works started during the year were completed. No new works were started. A length of 1150 of the open storm water channel commencing from Dadar Purification Works towards Elphinstone Road was covered over.

No. permanent construction of roads under 'A' Budget was undertaken during the year. The works of permanent construction of roads under 'B' Budget are shown in appendices P & Q.

During the year a portion of 660' of the Sea Wall at Worli was completed. The work of cutting Section 'B' of Worli Hill was completed and that in respect of Section 'C' was in progress.

The work on protective work to the outfall sewer at Love Grove, Worli was taken up in two parts by contractors.

II—MAINTENANCE BRANCH

The total number of properties maintained during the year under report was 3193.

The upkeep and maintenance of the buildings was carried out partly by contract and partly by departmental agency.

For purposes of repair works by contract, the City was divided into two divisions each of which was entrusted to a separate contractor.

New works and special repairs works estimated to cost Rs. 6,40,474 were taken in hand and the expenditure booked against them during the year amounted to Rs. 3,83,444.

The work on the five years' programme of heavy repairs and improvements to water supply at ex-Trust chawls as sanctioned under Corporation Resolution No. 2080, dated the 13th March 1950 was continued. The work of gunite treatment to Chandanwadi Chawl No. 1 and Mandvi Koliwada Chawls Nos. 1, 2 and 5 was in progress. The work of improvement to water supply at Chandanwadi Chawls Nos. 4 and 5, Princess Street Chawls, Chinch Bunder Chawls and Sydenham Road Chawls was completed. The works on Palton Road Chawls Nos. 1 and 2 and Bellasis Road Chawls were in progress.

Works of oil-painting, colour-washing and white-washing were carried out against a provision of Rs. 60,000 on the basis of 'A' Schedule rates under Special Repairs.

Roads and Foot paths

The total mileage of roads in the City at the close of the year was 273.606.262 lacs of square yards of road surfaces of different types were improved during the year. In addition 368 works for private parties and 703 works for other Municipal departments were carried out at a cost of Rs. 1.28 and 4.55 lacs respectively.

An expenditure of Rs. 1.76 lacs was incurred on maintenance of different types of footpaths in the City. An area of 56,841 square yards of footpaths was asphalted during the year.

Benches, street-name boards and public monuments were maintained satisfactorily during the year. The Government of Bombay had approved of the proposed user of the site under Queen Victoria Statue after the statue is removed. The proposal to shift the statue was under consideration.

Municipal fleet of lorries employed for transport of road materials being inadequate, lorries were hired on contract upto a maximum requirement of about 35 to 40 vehicles per day.

Traffic islands were provided at important intersections during the year and the total number of these traffic islands at the close of the year was 99.

A sum of Rs. 1,30,489 was realised on road opening fees, ground rents or fees for temporary occupation of roads and footpaths, permits and ground rent etc.

No additions were made to the total length of the tram-tracks during the year. The B. E. S. & T. Undertaking held a rolling stock of 324 single-deck, double-deck trams and trailers with total seating capacity for 28,284 persons.

The total number of street-lamps in the City at the end of the year was 11,885 showing an increase of 247 numbers over those existing during the previous year. These lamps consisted of Gas, Electric and Incandescent Oil lamps. The candle power consumed together with the expenditure incurred on the street lighting is given below:—

Kind of Lighting	Candle Power.	Expenditure.
Gas	19,78,240	12,00,614
Electric	8,82,180	7,39,298
Incandescent Oil lamps.	35,600	29,396

As usual Rs. 4368 were paid to Bombay Port Trust for lighting of wharves and Roads in their charge by adjustment.

During the year under report the Hot-Mix Asphalt Plant continued to work by contract labour Pegson asphalt mixer was also worked. 1.47 lacs of square yards were treated with different methods of which 0.15 lacs square yards were renewed with 3" sheet asphalt.

The crushers at Sewri and Worli worked satisfactorily during the year. The total number of output of crushed metal during the year was 10,340 brass as against 10,076 brass during the previous year. The labour required for running the crushers was obtained through contract.

Out of 21 legal actions reported to be in progress during the last year, 9 actions [5 under Section 305 and 4 under 377(1-A)] were completed. No new actions were started during the year.

II—PRIVATE BUILDING CONSTRUCTION (Including setbacks)

The total number of applications received for the construction of new buildings and for alterations to the existing buildings was 5,052 against 5,437 during the previous year.

The number of buildings actually dealt with was 2,067 against 1,689 during the previous year.

Rs. 5,36,919-0-0 were spent on acquisition of setbacks. The area of the setbacks added to the roads during the year was 9,447 square yards at a cost of Rs 1,20,593.

In all 12,098 notices under different sections of the Bombay Municipal Corporation Act were issued. Prosecutions were launched in 4,422 cases for non-compliances with the requisitions.

5,036 notices under Section 354 of the Bombay Municipal Corporation Act were issued for repairs to or removal of unsafe structures. 3,862 were complied with and the remaining 1,174 were pending at the close of the year.

The total number of building collapses during the year was 91 resulting in 31 persons being injured and 3 killed.

Action under Section 349 of the Bombay Municipal Corporation Act for removal of huts or walls of inflammable materials was taken in 401 cases. Out of these 348 were complied with and the remaining 53 were pending at the close of the year.

Sanction of the Standing Committee was obtained in 137 cases for the removal of unauthorised works. The unauthorised works in 54 cases were removed by the parties and in 34 cases works were removed departmentally. Out of the remaining 49 cases, in 3 cases the works were regularised and 46 cases were pending at the close of the year.

The Corporation had under their Resolution No.1809, dated the 20th March 1952 sanctioned enhanced scale of fees in respect of stall-board and cupboard projections charging the stall-board projections on roads without footpath with effect from 1st April 1952 at double the rates existing before 1st April 1952 and the cupboard projections on cubical measurements. On

a representation from the stallboard holders' Association, who considered the scale excessive, the matter was reconsidered and the revised scale was sanctioned by the Corporation under their Resolution No. 496, dated the 10th August 1953. Under this revised scale, only the projections on important streets are to be charged with effect from 1st April 1952 at one and half times the rates charged for other projections. This has resulted in considerable relief to the stallboard holders.

The Corporation have under their Resolution No. 838, dated the 27th November 1952 sanctioned the levying of fees for projections of casing of Rolling Shutters in the City.

The fees are charged at the rate of annas eight per running foot, the minimum annual fee being Rs. 5.

1,209 buildings were inspected by the Ward Staff in connection with the construction of new buildings, additions and alterations or repairs to existing buildings, etc.

Total number of buildings constructed during the year was 423 (164 being residential and 253 being non-residential buildings constructed by private enterprise ; 4 by Co-operative Housing Societies and 2 by employers for their employees).

3,249 applications were received and authorisations aggregating to 2,458 tons and 10 cwts. of cement were issued.

4,021 complaints regarding structural defects, etc., were received. In 3,808 cases necessary action was taken and 213 cases were pending at the close of the year.

The work of fixing number plates in 'B' Ward was complete and that in 'C' Ward was nearing completion. The work of surveying the properties in 'F' Ward was over and that in 'G' Ward was in progress.

The Spacial Technical Officer continued to scrutinize the structural designs (both R.C.C. and R.S.) submitted by the structural engineers, for the erection or alterations to the buildings in the City.

The foot over-bridge at Marine Drive near the Mafatlal Swimming Pool was opened to traffic and the agreement between the lessor Shri A. J. Patel and the Corporation is under consideration.

The revised draft section to replace the existing Section 354AA *vis-a-vis* the Indian Constitution has been received from the Solicitors and is being forwarded to Government for enacting the necessary legislation.

The issue of notices for repairs and launching of prosecutions continued as usual. In some cases where the owners failed to comply with the requisitions in spite of convictions and the tenants approached for authority to carry out repairs under Section 499 of the Bombay Municipal Corporation Act, authorities were given to them.

In some cases departmental action had to be taken under Section 489 of the Bombay Municipal Corporation Act for pulling down dangerous portions or structures meeting the cost from the provision of Rs. 50,000 pending recoveries from the house-owners concerned. In some cases the owners deposited the amount towards the expenses of such work. However in two cases contractor's bills aggregating to Rs. 1,872 were paid from the grant pending recovery from the parties concerned. Efforts were now being made to recover the same from the parties. A further provision of Rs. 10,000 was sanctioned under Municipal Commissioner's discretionary contingencies to cover irrecoverable expenditure incurred on demolition and removal works. The expenses incurred on this account were Rs. 25-3-0 only.

It is hoped that the Rent Act which comes into force from 1st April 1954 will give impetus to landlords to carry out repairs as they will be entitled to increase the rent to the extent of 5 per cent. on the amount spent on repairs.

The acute housing shortage hampered the improvement and widening of narrow streets in the congested localities. The setback lines were prescribed on a majority of such streets in the City but the setbacks could not be demanded for want of alternative accommodation to the dishoused occupants. Unless some alternative accommodation is provided for the purpose no effective action can be taken in the matter.

DADAR PURIFICATION WORKS

The Sewage Purification Works at Dadar functioned satisfactorily throughout the year. The total volume of sewage received at the Works during the year amounted to 3,746.43 million gallons, *i.e.*, an average of 10.26 million gallons per day.

Activated Sludge Plant.—This plant functioned quite satisfactorily.

Digestion Tanks.—The two Digestion Tanks worked satisfactorily. The total quantity of sludge gas generated in the two Digestion Tanks during the year was 45.11 million cubic feet. No extension of gas service was given to new customers in view of the fact that the floating roof of the Digestion Tank required replacement. The revenue realised by the sale of gas during the year amounted to Rs. 1,11,242-6-0.

Gas Engines.—The gas Engine worked satisfactorily during the year. They ran for an aggregate of 1,796 hours and 40 minutes and generated 91,769 K.W.H. resulting in a reduction of about Rs. 4,467-12-6 in the power bills of the B.E.S.T. Undertaking.

Sludge Manure.—The revenue realised by sale of manure during the year amounted to Rs. 9,417.

Sewage Works Laboratory.—The sewage works laboratory examined about 7,000 samples during the year. In addition to the routine work, the laboratory continued its research work on animal dung digestion.

The work of filling in low-lying lands on the Extension Plant with City refuse and excavated earth progressed considerably.

Repairs Workshops.—The repairs workshop shed was erected and the work of installing the machinery was taken in hand.

The total expenditure on Power, Stores, Laboratory, Establishment, etc., for the Purification Plant, Sewage Pumping Stations, Digestion Tank and other gas utilisation system amounted to Rs. 2,70,082.

IV—DRAINAGE SCHEME

Dharavi Purification Work

The plant was put into operation on 22nd June 1953. It is designed to treat a normal flow of 5 M.G.D. with a peak load capacity of 10 M.G.D. To start with only the Pumping Station and the primary treatment units, screen detritus tank and primary settlement tank were put into commission. The secondary treatment unit was started on 11th August 1953. The Digestion Tank was put into commission on 26th October 1953.

The gas was supplied to Municipal Group of Hospitals, on and from 26th January 1954. Their daily consumption during the year was about 3,000 to 5,000 cubic feet.

The low-lying area at the works was being gradually filled up with refuse dumps.

The new building proposed for laboratory and office was completed in February 1954.

V—MECHANICAL BRANCH

I.—Pumping Stations.

The sewage in the City was discharged into the sea at three places *viz.*, Love Grove Outfall, Cleveland Bunder Storm Water Channel and Dharavi (Sion) creek. It was lifted through 13 pumping stations, 5 of which were main pumping stations and 8 secondary pumping stations.

The installation worked satisfactorily throughout the year. The average quantity of sewage pumped during the year amounted to 71.48 million gallons.

The total expenditure on the maintenance of this station was Rs. 3,02,516. The Love Grove Pumping rate per million gallons of Sewage pumped was about Rs. 11.22. Station. The average height of the sewage in the detritus chamber was maintained at 71.48 T.H.D. The detritus removed was 5,468 tons as against 1,280 tons during the previous year.

The installation worked satisfactorily throughout the year. The total quantity of sewage pumped was 1,104.09 M.G. The expenditure incurred in maintaining the station amounted to Rs. 2,70,082.

This pumping station worked satisfactorily throughout the year. The quantity of sewage pumped was 2,651.85. The total expenditure incurred on its maintenance amounted to Rs. 53,838. The work of extension of the pump house was nearing completion.

This pumping station worked satisfactorily throughout the year. The quantity of sewage pumped was 10,85.33 M.G. and the total expenditure incurred on its maintenance amounted to Rs. 30,006. The two new pumps of 4.3 M.G.P.D. capacity were installed during the year.

This pumping station worked satisfactorily throughout the year. The total quantity of sewage pumped was 255.8.64 million gallons and the total expenditure incurred on its maintenance amounted to Rs. 46,042. This pumping station was installed and put into operation in July 1953.

This and the other 8 minor pumping stations worked satisfactorily throughout the year. The total quantity of sewage pumped was 1077.56 million gallons and the total expenditure incurred on its maintenance amounted to Rs. 70,145.

The Air Compressor Stations at Victoria Gardens, Fergusson Road, Colaba and Warden Road worked satisfactorily throughout the year.

The 21 underground ejector installations serving the southern, Central and Northern areas of the City continued to operate for lifting sewage from the lowlying areas. These installations work on compressed air supplied by the four compressor stations detailed above. These ejectors have by now served their useful life. Further most of the old stations were found to be inadequate to cope up with the peakload flows of sewage reaching them. A programme was therefore, prepared to replace some of the old ejector installations by electrically driven pumping stations wherever feasible. Fergusson Road and DeLisle Road Ejectors have been replaced by the Tulse Pipe Line Pumping Station during the year under report.

The total expenditure incurred on the maintenance of Air Compressor Stations and ejector installations amounted to Rs. 2,69,086.

There are three floodgates and 5 drop gates at Love Grove, two floodgates with eight needlegates at Cleveland Bunder and three wooden needlegates at Dharavi. The cost of maintenance of these floodgates amounted to Rs. 7,759 during the year.

The total number of cases for permits and licences, inspected and disposed of during the year was 271. 30 nuisance cases were also attended to.

The expenditure incurred under this head amounted to Rs. 15,20,141. There were 448 vehicles in commission, during the year. Several new vehicles were purchased during the year to meet the growing requirements of Transport. The construction of a Central Garage near Worli for garaging all vehicles at one place was deferred, due to financial stringency.

The expenditure on the upkeep and overhead charges amounted to Rs. 1,29,192 which works out to 24.71 per cent. of the expenditure incurred on labour and stores used in the execution of works, during the year, as against 21.83 per cent. of the previous year.

Most of the work in connection with the installation of a ferrous and non-ferrous foundry in the Municipal Workshops was completed and the foundry started working in full swing. Ferrous and non-ferrous castings are turned out at very competitive rates.

DRAINAGE BRANCH

The work of giving new street connection to buildings was continued during the year. The work of scrutiny of plans is transferred to buildings Branch from 1st June 1953. During the year, Street connections granted and plans approved were as under :—

Street Connections.	Plans for Drainage arrangements.
Sewers (112) Storm Water Drains (42)	New Buildings (56) Additions and alterations (96).

The work of repairs and alterations to drains and sewers including removal and replacement of manhole frames and covers, water entrances, etc., was carried out as usual. The total mileage of pipe sewers and ovoid sewers at the close of the year was 212.37 and 17.37 miles, respectively, out of which 75.42 and 5.76 miles, respectively, were cleaned during the year. The length of the storm water drains was 213.71 miles out of which 5.48 miles were cleaned during the year.

Water courses, catchpits, 20,795 water entrances (including perforated stone-ware ones), 61,004 street connections were cleaned.

Maintenance of Drains and Sewers.
Water Courses, Catch pits, Water Entrances and Street Connections.

This installation was kept in working condition at a cost of Rs. 5,605-7-0.

Biological Installation.

All the vent shafts which number about 1,183 were maintained and kept in working

Vent Shafts.

order.

The cleaning and maintenance of these channels were carried out at a total cost of Rs. 1,608 and the silt removed therefrom amounted to 432 tons.

Cleaning and Maintenance of Storm Water Drains.

This work had to be suspended during the year under review for want of funds.

Relieving Arches at Falkland Road.

Sluices. 31 Sluice on sewers and storm water drains were operated and maintained.

The work of systematic cleansing of house drains was continued during the year. Special attention was paid to long lengths of common house gullies by attending to them regularly.

Common House Drains and House Drains in Private Properties.

The Departmental and Private works amounting to Rs. 1,06,941-11-0 were carried out during the year.

Departmental and Private Works.

During the year, the work of issuing requisitions against the house owners for rectifying the defects in house drain fittings was continued as usual. Prosecutions were launched for non-compliance with these requisitions. The total number of prosecutions launched was 478 which resulted in 286 convictions the total fines amounting to Rs. 4,597-1-0.

House Connections.

The Subvention Scheme was continued during the year under review. This Scheme was, however, deferred in respect of such premises as were falling in the Town Planning Scheme of Mahim Woods. During the year under report, conversion of 28 privies was effected.

Subvention Scheme.

REMOVAL OF TOWN REFUSE TO DEONAR

A quantity of 3,98,905 tons of refuse was transported to Deonar at a cost of Rs. 7,82,478 during the year under review.

Removal of Town refuse to Deonar.

The work of unloading refuse at Deonar continued to be in charge of Messrs. Anderson Dawn and Co.

Unloading of refuse.

The position of rolling stock being precarious the practice of running three trains was continued. In order to augment the rolling stock it was proposed to purchase 45 iron bodied second hand railway wagons. There was also a proposal to construct 7 wagons through the agency of Western Railway.

Rolling Stock

The total area reclaimed was 440 acre showing an increase by six acres over the total area reclaimed upto the close of the previous year. The total income realised from various resources amounted to Rs. 82,503.

General

PLANNING BRANCH

The Planning Branch looks after the work of preparing plans, designs, estimates and draft tenders for Municipal buildings and for major proposals in regard to roads, drains and sewers. It prepares layouts for Municipal sites and also scrutinises the layouts from private parties for development of their estates. The Branch is further entrusted with the work of furtherance of the Master Plan and development and zoning of the suburbs.

Plans and estimates for important works like extension of the Municipal Head Office, Layout of Civic Exhibition, construction of fire brigade station at Andheri and Maternity Home and Nurses' quarters at Chhatkopar were prepared during the year.

MASTER PLAN AND ITS IMPLEMENTATION

The Master Plan for Greater Bombay was approved by the Corporation. The State Government consider that the implementation of the Master Plan was primarily the responsibility of the Municipality who would make definite proposal to Government as regards the acquisition of lands. In regard to control on user of land, provisions of new Section 354AA of the amended Bombay Municipal Act being inadequate further legislation to introduce zoning was under consideration. The Government was advised that under the Constitution it was not possible to enact legislation for the assessment of compensation for lands in the suburbs.

AERIAL SURVEY

Aerial survey work was completed and photomosaics with contact prints have been since received. Total expenditure for the preparation of Master Plan from its commencement (i.e., from 1st January 1947) upto the period ending 31st March 1954 amounted to Rs. 2,25,230. An amount of Rs 162-8-0 was received by the sale of 11 copies of Master Plan in Outline at Rs 7-8-0 each and 40 copies of Master Plan at Rs. 2 each.

EXISTING INDUSTRY IN SUBURBAN AREAS

As a result of survey of existing industries and the discussion with factory owners, a revised plan was evolved and approved by the Zoning Committee. A Zoning Code and the final detailed plan are under preparation.

SHIFTING OF SLAUGHTER HOUSE AND TANNERIES TO DEONAR

No further progress could be made in this direction except providing an access road in the course of the year at the cost of Rs. 4,13,100 as sanctioned by the Corporation

DEVELOPMENT OF TROMBAY ISLAND DUE TO THE ESTABLISHMENT OF OIL REFINERIES

It was agreed that the cost of the Express Highways within the Municipal limits was to be shared equally by the Bombay Municipal Corporation, Government of Bombay and the Government of India. A rail overbridge passing through the junction of the Eastern Express Highway and Sion Trombay Road is to be constructed by the Central Railway entirely at their cost within a year. The existing public roads in the area are required to be widened and new ones are also constructed by the oil refineries. The Bombay Municipal Corporation have taken in hand the work of widening of the Sion-Trombay Road at an estimated cost of Rs. 88,500 and also the widening of the portion of Salsette Track between Sion Trombay Road and Mahul Road, Chembur-Mahul Road and diversion Road to the corridor at the cost of different companies concerned with the primary use of these roads. The existing school at Mahul was reinstated by Messrs. The Burmah-Shell at their own cost. The work of reinstatement of the existing school at Mahul and of buildings in the existing Gaathan of Anik Village affected by the development of Oil Refineries was undertaken by the Company on new sites.

Work of surface drainage to suit the development was also in progress. Staff quarters and labour housing were also nearing completion.

RECLAMATION OF LOW LYING AREAS

Investigation was made in respect of vast low-lying areas lying idle in the suburbs due to tidal inundation. The problem is being studied on the lines analogous to those practised in Holland with proper local adaptations without the conventional mode of filling in the areas by earth.

OTHER DEVELOPMENTS

The Government reduced the width of the 250 feet for Express Highways to 200 feet. Future road lines for arterial and sub-arterial roads sanctioned by the Corporation were also revised. The Government of India approved an alternative site at Powai for the proposed Western Higher Technological Institute and the same was notified by the Government of Bombay. Details for the development of Juhu Beach were also prepared.

GENERAL

Conversion of privies.—On investigation of the conversion of 2,267 privies mainly in F Ward and G Ward of the city it was found that it was possible in 823 cases to take immediate action but in 614 cases it was not possible to do so in the absence of sewers. Out of 736 privies, attached to the old acquired buildings which are likely to be pulled down, conversion can be undertaken in respect of 200 privies.

SLUM CLEARANCE

At the request of the Government of Bombay, the Municipal Commissioner, prepared and submitted a slum clearance scheme envisaging construction of 7,200 tenements at an estimated cost of Rs 2.6 crores of rupees requesting a subsidy of 50 per cent. of the cost of civil works from the Central Government. The scheme was forwarded by the Government of Bombay to the Government of India and was under their consideration.

PROPOSED TOWN PLANNING SCHEMES FOR THE DEVELOPMENT OF MAHIM AREA

The Mahim area covered by the provisions of the Bombay Town Planning Act, 1915 has been divided into three Schemes, viz., Schemes No. 2, 3 and 4.

The Draft Scheme No. 2 as prepared in consultation with the owners and finally approved by the Corporation was sanctioned by the State Government and Shri V.K. Bakre, Consulting Surveyor to the Government of Bombay has taken over charge of his Duties as an Arbitrator from 16th November 1953.

The Draft Scheme No. 3, prepared in consultation with the owner, was published and after consideration of the objections from the owners, was finally approved by the Corporation and forwarded to the State Government for sanction which is awaited.

As regards Scheme No. 4, the declaration of intention to bring the scheme under Town Planning was published in the Bombay Government Gazette and local news papers and was sanctioned by the Government. The preparation of the draft scheme was undertaken in consultation with the property-owners and objections and suggestions from the persons affected by the scheme were duly considered. As the area involved in the scheme was very large and the detailed work to be done was voluminous, the Corporation requested the Government to extend the period for the publication of the draft scheme by six months. The Government through oversight had not published their sanction in the Official Gazette and therefore issued a fresh sanction for the preparation of the draft scheme which was published in the Government Gazette on 4th June 1953. Having gone through the usual procedure again, the publication of the draft scheme was approved by the Corporation and the same was published on 6th May 1954.

239 Commencement Certificates under Section 15 of the Bombay Town Planning Act, 1915 were issued in all the three schemes during the year under report.

The total expenditure incurred in connection with the preliminary works of the proposed Town Planning Schemes for the areas from the commencement upto the end of the year under report comes to Rs. 402190.

The expenditure during the year alone amounted to Rs. 1,08,000.

Land Acquisition.—Out of the total area of 3,991 acres involving 79 cases of private Inam and Government land, awards of compensation amounting to Rs. 5,94,008-12-9 in respect of 22 cases were declared. The suit filed by the Inamdar of Tembha in the High Court claiming compensation for the alleged contents of semi-precious stones, etc. was compromised. 196 acres out of 214 acquired temporarily for camp, Quarry sites, etc. have been restored to the land owners. The work of clearing the jungle in the water-spread of the Vaitarna Lake was completed. Proceedings for the acquisition and transfer of land for laying 96" dia. pipeline from Powai to Mahim were in progress.

General.—Various amenities at Vaitarna Camp functioned satisfactorily. The Post Office started a Telegraphic unit from 9th January 1954.

The work of preparing the contour map was completed by Messrs. Air Survey Co. of India Ltd.

11 Rain gauging stations were established in the Catchment area of Vaitarna to collect data of rainfall.

Data was collected with a view to future augmentation of water supply by river gauging and recording the rainfall on Kalu River.

Strengthening of Tansa Dam.

The work of strengthening the Tansa Dam by 'Coyne' method was continued during the year. Mr. Andre Coyne along with his assistant inspected the work and expressed complete satisfaction.

VIII—IMPROVEMENT TRUST AND MUNICIPAL SECTION

I—ACQUISITION OF LAND

Acquisition proceedings in respect of the following properties required for Municipal purposes were in progress :—

- (1) C. S. No. 1401 of Lower Parel Division for the construction of 50' Road from Bhawani Shankar Road to Tulsi Pipe Road.
- (2) Land bearing C. S. No. 18 and 1/18 of Mahim Division for the extension of Hindu Cemetery No. 74 at Worli.
- (3) Land bearing C. S. No. 113,69 (part), and 3/69 (part) of Colaba Division for a Municipal School and Fire Brigade Station.
- (4) Land bearing C. S. No. 43 of Sion Division for a Municipal combined Market at King's Circle.
- (5) Land bearing C. S. No. 1/760 and 2/760 of Mazgaon Division for a Municipal Pumping station for Chinchpokli area.
- (6) Land bearing C. S. No. 1598 and 1597 (part) of Byculla Division for the extension of Bai Yamunabai L. Nair Hospital and extension of Topiwala National Medical Collage.
- (7) Land bearing C. S. No. 297 (1) and 298 (1), of Bombay Agra Road at the junction of Belgrami Road at Kurla.
- (8) Land bearing survey No. 88 of Bhandup Village for a Night Soil Depot.
- (9) Land bearing Survey No. 138 (part), 139 and 140 (part), of Ambivalli for Sewage Purification Works.
- (10) Land bearing C. S. No. 31 (part) of Sion Division for municipal Pumping Station. This original site was denotified and the new site to the north of the original one and also Government land in C. S. No. 2/32 (part) was proposed to be taken.
- (11) *Land occupied by Milch Cattle Stables in the city of Bombay for Public municipal purposes.*—In 9 cases awards were declared and 8 more cases were closed for award. One case was withdrawn from acquisition as the area was found to be too small, and proceedings in the remaining cases were in progress.
- (12) Land bearing C. S. No. 2/521 of Malabar Hill Division for Municipal offices, set back and School.
- (13) Land in plot No. 76-98 North and 411-413 South, Dadar Matunga Scheme 5 and 6 for purposes of a Municipal School.

The following property was withdrawn from acquisition:—

Land bearing C. S. No. 654 of Malabar and Cumballa Hill Division as the claimant mortgagor had life interest to stay in the property which was also heavily mortgaged.

The following properties were sanctioned to be acquired :—

- (1) Land admeasuring 9,280 square yards at Kurla for the Market and offices
- (2) Land admeasuring 2,500 square yards in Santacruz East for a Municipal School building.
- (3) Land admeasuring 3,500 square yards at Versova for sweepers' quarters.
- (4) Land admeasuring 1,400 square yards at Takia ward Kurla for a Municipal School building.
- (5) Land admeasuring 3,600 square yards at Santacruz West for a Municipal School Building.

Acquisition of Municipal Land by Government of India and Government of Bombay.

(1) *Plots 113 and 114, Scheme 6, (East) Sion Matunga Estate.* Negotiations were in progress with the Defence Department regarding the lease of the plots instead of acquiring.

(2) *Plot 108 and 108-A, Scheme 6, (East), Sion Matunga Estate.*—The Defence Department agreed to take on lease these plots. The proposal was approved by the Corporation.

(3) *38 plots in Scheme 57, Sewri Wadala Estate Plots Nos. 223-231, 238-246, 264-269, 275-284 and 296-299.*—Collector of Bombay declared his award in favour of Municipality as the sole and only interested party.

(4) *Area of 160 square yards of service passage behind plots 103, 140, Scheme 11, Agripada West Estate for Bombay Telephone Exchange.*—The case was closed for award.

(5) *Plot No. 143, Scheme 6, Dadar Matunga Estate for Telephone Exchange.*—The Telephone Authorities are considering to take the plot on lease instead of acquiring.

(6) *Plot No. 110, Scheme 4, Gamdevi Estate for Mahatma Gandhi Smarak Nidhi.*—The Municipality was awarded compensation equivalent to the capitalised value of the ground rent and compensation for reversionary interest in the free hold value of the land.

(7) Out of the plot Nos. 96, 117, and 118 (part) in Nowroji Hill Estate, Scheme 29, requisitioned by Bombay Government for State Transport Corporation, plot No. 118 (part) was derequisitioned.

(8) *Plot No. 11-B, Scheme 21, Wodehouse Road Estate for housing the members of the legislature and Government servants.*—Land was notified for acquisition.

CHANGES IN LAYOUTS

Revised layout of Haji Ali Park, Hornby Vellard.—Government sanction to the revised layout for Haji Ali Park Area for allotting a few plots for building purposes and reserving some area for housing middle and working classes and for the construction of a hostel and staff quarters for Topiwala National Medical College and for a public park was still awaited.

There were no changes in layouts in the Ex-Trust Estate.

CHANGES IN THE EX-TRUST AND MUNICIPAL ESTATES

The area of the permanently leased land increased during the year from 57.58 lacs square yards to 57.68 lacs sq. yds. and the rent in respect thereof increased from Rs. 42.12 lacs to Rs. 42.20 lacs. The area of the developed land which remained to be leased was 2.16 lacs square yards as against 2.18 lacs square yards in the preceding year.

The area of undeveloped land was 51.97 lacs square yards as against 52.15 lacs square yards in the preceding year.

Out of the total of 2879 acres (acquired by the ex-Trust) about 37.2 per cent. remained to be developed and out of the developed area 3.5 per cent. remained to be leased which included an area of 1,62,509 square yards reserved for Municipal purposes.

SLUM CLEARANCE

In Scheme 57 Sewri, 194 tenements in two storeyed buildings were under construction for accommodating the temporary tenants of the area marked for slum clearance.

DIS-HOUSING AND RE-HOUSING

New residential accommodation made available by the lessees of the *Ex-Trust* Estate, and housing scheme undertaken by the Corporation and Government during the year aggregated 559 tenements. The total number of tenements provided upto date in all the *Trust* Estates including those erected by the Development Department and the several Mills Companies exceeded the total number of tenements demolished by 34,774.

Housing of squatters.—About 2800 and 925 squatter families resided in the colonies at Mankhurd and Jogeshwari respectively. The recoveries of rents continued to be far from satisfactory owing to unemployment among the squatters. 13 Sanitary Blocks with water taps were constructed at Jogeshwari Colony during the year. A Municipal Dispensary on the outskirts of the Jogeshwari Colony was under construction. Two experimental houses of mud-walls, wooden doors and windows and C. I. roofing were constructed to serve as models for the squatters to build their own houses.

Sanitation of both the colonies was well looked after and the areas kept free from Malaria, etc., by spreading D. D. T., etc.

DISPOSAL OF LANDS

Long leases

The number of plots let out during the year was 21 admeasuring an area of 16,371 square yards and valued at Rs. 7,81,777. The total number of plots disposed of upto 31st March 1954 was 4,226 admeasuring 59,63,611 square yards and valued at Rs. 12,29,54,802.

Short Leases

Three temporary leases of land admeasuring 533 $\frac{1}{2}$, 266 $\frac{3}{4}$, and 266 $\frac{3}{4}$ square yards at Shivaji Park were granted to the Bombay Keraleya Samaj, Mahim Juvenile Cricket Club, and Shivaji Park Nagarik Sangh, respectively for the period ending 8th November 1962.

The number of vacant land tenancies on both *Ex-Trust* and Municipal estates was 3352 at the close of the year. The demand in respect of vacant land tenancies in *Ex-Trust* estates was Rs. 7,97,966 and the recovery was Rs. 844,181, inclusive of arrears. The Military Authorities paid arrears of rentals amounting to Rs. 240,183 in respect of certain areas and correspondence was proceeding regarding the balance of arrears. The Collector of Bombay paid arrears in respect of plots requisitioned by him in Scheme 6, Sion. As regards the areas in Scheme 58 and 52, Worli, the rate of compensation payable was not fixed and the matter was under correspondence with Government.

MANAGEMENT OF PROPERTY AND COLLECTION OF REVENUE

A.—Trust Section

Ex-Trust Permanent Chawls.—The gross demand for the year was Rs. 11,04,369. The net demand excluding the amount of vacancies and concessions granted to public bodies and associations was Rs. 10,71,355. The revenue actually collected came to Rs. 10,25,647 which was equivalent to Rs. 84.81 per cent. of the total amount recoverable including the arrears.

Semi Permanent Sheds.—54 tenements near Azad Nagar, Wadala, were ready for occupation at the close of the year. The gross demand for the year in respect of 4003 rooms in the Sheds excluding these new rooms was Rs. 4,24,996 and the net demand after making allowance for vacancies and concessions was Rs. 4,15,789. The actual collection came to Rs. 3,80,198 which was equivalent to 81.41 of the total recoverable amounts including the arrears. Major portion of the arrears was due from the tenants who had been allowed to occupy the newly constructed 70 rooms and 64 rooms at Sion and Dharavi respectively, at a monthly rent of Rs. 20 per room. These tenants were shifted from old semi permanent rooms where the rents were low. Legal action was being taken against defaulting tenants. The percentage of outgoings in respect of chawls and Semi Permanent Sheds worked out to 74.4 and 77.12 respectively of the annual demand. The collection of rent in chawls amounted to Rs. 10,25,647. Deducting therefrom the expenses on account of outgoings amounting to Rs. 7,45,701, the net income came to

Rs. 2,81,986. The capital expenditure incurred on these chawls including the value of land amounted to Rs. 155.94 lacs. The Corporation are required to pay annually the interest and sinking fund charges aggregating to Rs. 9.15 lacs at the rate of 4.61 per cent. on the capital expenditure incurred prior to 1919-20 and 6.35 per cent. on the expenditure incurred thereafter. The net income after deducting outgoings was insufficient to meet this expenditure and thus there was a loss of Rs. 6,33,629 under the permanent chawls for the year under review.

Salient Features

Bye-laws for maintaining sanitation etc. in municipal chawls and buildings were enforced and fines aggregating to Rs. 671-8-0 were imposed and collected from the tenants for the breaches of these rules.

First Aid Sets and Sick Room Requisites such as thermometers, Ice-bags, etc. were maintained at 8 Chawl Centres, Matunga Labour Camp, Dharavi and Mankhurd Colony for squatters. Three radio sets for Bombay Station with 15 watts amplifier with loud speaker arrangement were newly installed at Agripada, Mazgaon, and Chandanwadi Chawl Centres.

The prizes of Rs. 50 and Rs. 20 were awarded for the year 1952-53 to Chawl Superintendent and a Mukadam respectively for maintaining best sanitation in the Chawls. In order to encourage sweepers to co-operate in the maintenance of sanitation, 10 prizes of Rs. 10 each for the best sweeper in each of the different groups of chawls were also awarded.

Requisitioned buildings: B. D. D. Chawl No. 5 was released to Government during the year as Government determined the tenancy standing in the name of Municipal Commissioner. The Municipal tenants thereat were attorned to Government who wanted to charge economic rents from the date of termination of the tenancy from the name of Municipal Commissioner.

468 plots agreed to be leased, could not be handed over on account of temporary lettings and occupations therein. Action was in progress to remove the same. The number of plots handed over but not built upon was 442.

During the year 20 lessees were granted permission for the construction of Motor garages in the compulsory open spaces and additional floors were sanctioned in 46 cases. 201 cases of encroachment were detected.

IX—WATER WORKS

1. The total quantity of water supplied during 1953-54 to the City and Suburbs from the three Lakes viz., Tansa, Vihar and Tulsi was 43,949.50 million gallons giving an average daily supply of 120.41 million gallons per day. On the basis of the 1951-Census figure of the population of the Greater Bombay, the overall consumption was 42.36 gallons per head per day, which included 47.90 per cent. for domestic purposes, 3.13 per cent. for mills, 15.63 per cent. for other industries, 7.69 per cent. for Port Trust and Railways, 2.15 per cent. for Gymkhanas and playgrounds and racecourse, 1.89 per cent. for laundries, lodging and boarding houses, restaurants and hotels, 6.81 per cent. for public purposes, such as fire fighting, road watering, gully flushing and flushing of drains and sewers and the remaining 9.74 per cent. being wastage due to leaks and other unaccountable losses.

In addition, 144.35 million gallons were supplied during the year to the Thana Municipality and 289.70 million gallons to other bodies outside Greater Bombay Municipal limits.

The rainfall in the catchment areas of the Lakes was above normal.

2. Three major bursts, 30 heavy leaks, 1140 minor leaks occurred on trunk mains and 71 leaks on the duct line. They were repaired departmentally.

3. 1,04,180 running feet of steel trunk mains were painted at a cost of about Rs. 80,000. Concrete blocks were provided supporting these mains over a length of about 6 miles at a cost of Rs. 3,84,000 bringing to total length under concrete blocks to about 18 miles. Other special repair works amounting to Rs. 77,595 were also carried out during the year.

4. 118 running miles of embankments and cuttings carrying steel mains, 81.5 running miles of trolley tracks, 142 buildings, 8 gardens, 2 locos-
Maintenance. 6 heavy type and 8 light type motor trollies, 9 venturi meters on trunk mains, etc., were maintained in addition to the trunk mains, Lakes, dams and head-works.
5. 80,000 and 10,000 persons visited the gardens at Vehar and Tansa, respectively.
Gardens. A new children's park with various recreational facilities was laid out at Vehar at a cost of Rs. 11,300.
6. Water from the three Lakes was given chlorine treatment. Tulsi water
Sterilisation of water supply was given pretreatment with potassium permanaganate and filtered before chlorination.
7. The Distribution Branch comprises of three sections, namely, (i) Ordinary
Administration. section dealing with distribution and regulation of supply, complaints, requests for new connections, court actions against defaulters, etc., (ii) Waste Prevention section and (iii) Meters section. The previously existing administrative set-up was overhauled in accordance with the recommendations of Messrs Ibcons.
8. The City was divided in three zones for purpose of distribution, namely, (i)
Distribution of water in the City. Malabar Hill Reservoir zone in the South, (ii) Bhandarwada—Hill Reservoir zone, in the East, and (iii) the remaining direct supply zone, fed direct by the trunk mains. The supply operations were directed from the Babula Tank Control Station, having direct communication with various sub-stations spread over the City.
- In spite of a good rainfall, supply pressures dropped by 2 to 4 lb. per sq. inch, and general supply hours were curtailed from 6 to 5½ hours, due to increased demand for water. Extra-ordinary operations were resorted to frequently to improve pressures for giving relief to certain localities. The position of supply in Kalbadevi area eased after the newly laid 48" Kalbadevi outlet main from Malabar Hill Reservoir was brought into commission.
9. In all 23,245 short supply complaints were received, representing an increase
Short supply complaints. of 42 per cent. over the previous year's figure.
10. 1247 fire-calls were attended to; out of them 347 were false, and 115 arose
Fire-calls. out of collapse of houses. About 3 million gallons of water was used for fire fighting.
11. (i) The Standing Committee's sanction was obtained in 732 cases for
Notices, enforcement actions and prosecutions severing service connections, on account of non-payment of taxes or using unmetered supply. In 258 cases supply was restored after disconnecting it, as the Municipal requisitions were complied with. 90 connections were permanently cut off. The remaining sanctions were not enforced, as Municipal requirements were complied with. (ii) In 1,403 cases, suggestions for improvements in distribution layout of consumers' pipe and fittings were given. 659 Commissioner's Notices under Sections 271(2) and 274(1) were issued. (iii) 3,887 notices under Section 278(2) were sent in respect of defects in water fittings, and 434 unauthorised works were issued intimations. (iv) 945 fresh prosecutions were launched against defaulters. There were 925 convictions in fresh and previously launched cases. Fines totalling Rs. 5,261 were recovered.
12. (i) Pitometer guagings were continued, and necessary improvements in
Miscellaneous works of Ordinary branch. distribution system were carried out as a result of these observations. (ii) Water was re-chlorinated at the two service reservoirs and at Futka Tank. In addition overall chlorine dosage was increased and local chlorination carried out in order to mitigate the nuisance caused by the presence of some harmless living organisms, which were found for some period in water mains in some localities. Some mains were cleaned.
13. 232 running miles of water mains up to 9" diameter were tested by Deacon
Waste Prevention. Section. meters. 173 running miles from 12" to 72" diameter were sounded. The 2,611 public urinals were inspected for defects and leakages. 1362 Defect Notices were issued 50,639 private taps were rewashered. 1359 taps renewed. Antiwaste campaign by means of radio talks, posters, slogans, stamps etc. was continued.

14. 7,603 meters of various sizes were maintained; 1,835 old meters on connections were replaced, 484 meters were fixed on new connections, 122 meters removed from existing connections; 305 more properties were metered.

Meter Section.

15. The total revenue derived from water supplied by meter measurement in the City was Rs. 1,48,87,626 which represents an increase of Rs. 42,20,206 over the previous year's figure.

Revenue from metered supply.

16. The Maintenance section looked after repairs and maintenance of 17 pumping sets at various pumping stations, 13 portable pumping units, 412.68 running miles of water mains, 26 buildings, 59,606 communication pipes of consumers' connections, 6 gardens, 4007 fire-hydrants, road surface boxes, 13 motor vehicles, 2 tractors, 1 mobile crane, 26 handcarts, 8576 Municipal meters, etc., 19 major bursts, 25,688 jobs pertaining to repairs to communication pipes, fire hydrants, etc., and cleaning chokes in communication pipes, repainting of 1200 hydrants and 50 benches, excavation of 13,271 trenches for making connection and for general repair works, provision of dirt boxes in mains in 'F' Ward, repairs to 9594 meters, cleaning of 2339 meter strainers, etc., were handled.

Maintenance Branch

A new 275 H.P. pump was installed at Bhandarwada Hill Reservoir. 3 small capacity booster pumps were loaned to owners of private properties for use during failure of their own units. Electric lights were provided in Joseph Baptista Garden. Summer houses, etc., were constructed in the gardens. 1,186 new water connections were given; 175 connections were cut off.

17. 2,37,977 galvanised, cast iron, brass and gunmetal pipes and fittings were tested; this yielded an income of Rs. 22,350. 8,203 municipal meters and 1,385 private ones were tested for correctness.

Testing of water fittings, meter, etc.

18. 2,156 new water meters were purchased for use in the City and the Suburbs.

Purchase of new meters.

19. 16,530 running feet of new water mains for 3" to 24" size were laid and 65 new fire hydrants fixed; 255 house connections were transferred to the new mains. The total cost of the works was Rs. 17,50,618. Certain works were also carried out on behalf of sister departments. In addition, certain minor works for regulation of supply, and construction of two motor garages, office building, store room, drivers, quarters, etc., were also carried out.

Loan Works.

20. The work of laying the two outlets from Malabar Hill Reservoir for Kalbadevi and Fort areas was continued. The Kalbadevi outlet was put into commission upto Dr. Viegas Street on 18th March 1954; it afforded relief to Fort and Dhobitalao areas also due to cross-connections. In all 8,723 running feet, 740 running feet, 61 running feet and 1,289 running feet of 48", 57", 36" and 30" steel mains respectively were laid during the year. The work of extension of the control room at Malabar Hill Reservoir was nearly complete.

Works Branch

21. Studies were continued in respect of reorganisation of the various branches, with a view to effecting economy. Proposals for staff for works and establishment were thoroughly scrutinised. The total reduction of employees in Water Department so far is 499 persons, resulting in a saving of Rs. 4,53,600 per annum. The Standards Officer studied the administrative set-up of the Suburban Section with the object of reorganising it.

Standards Branch.

22. The work of burying underground the trunk mains at Santa Cruz aerodrome was continued and completed. Trolley track was diverted. A proposal for providing a public garden at Powai was put up at an estimated cost of Rs. 61,465. Cross connections were made between the newly laid portions of the 96" pipe-line with the existing 72" > 57" trunk mains at a number of places.

Works of Interest.

23. (a) Revenue.—The total expenditure incurred on water works amounted to Rs. 1,59,45,513 which include Rs. 1,12,96,529 for interest; sinking fund charges, etc., for loans raised for Water Works, Rs. 5,51,271 for proportionate charges for General Superintendence and Revenue Collection and Rs. 2,23,158 for Provident Fund and Pension Charges. The total revenue derived from Water Works was Rs. 1,86,03,877.

Costing.

(b) *Loan Fund*.—The total expenditure incurred during the year out of Loan Funds was Rs. 40,00,156.

(c) *Other Public Bodies*.—Works to the extent of Rs. 2,93,337 were carried out by the department on behalf of Government, Bombay Port Trust and Private Parties.

X.—BOMBAY FIRE BRIGADE

During the year, the total number of Fire Stations in the City proper continued to be 11. A new station was opened at Andheri in the suburbs on 19th February 1954 and was put into operation from 1st March 1954. The Fire Brigade Department had 15 motor pumps (all fitted with first aid appliances), 6 trailer pumps, 3 turntable ladders, 1 motor emergency tender, 48 ladders of various types with other special gears for fire-fighting and attending to special services.

The number of calls received was 1,247, of which 785 calls were for 657 actual fires, as against 1,154 calls, of which 838 calls were for 608 actual fires during the last year. The estimated loss caused to properties damaged by fire was about Rs. 28.12 lacs, as against Rs. 53.17 lacs, in the previous year. Of this loss, Rs. 15.38 lacs, was covered by insurance. The total value of the properties involved in fires was Rs. 27,15.47 lacs as against Rs. 36,48.25 lacs in the preceding year.

The total number of Fire Alarm Posts, including Private Fire Alarms in the City was 208 and over 55 per cent. of the total calls were received through this system.

The ambulances attended 1,387 calls for accident, 1,913 for maternity and 2,872 for hire, removing a total number of 6,049 persons; as against 1,360, 2,053, and 3,311 calls respectively, removing 6,640 persons, in the previous year. The receipts for the year through hire amounted to Rs. 18,858 as against Rs. 18,778 last year. First aid was rendered by Ambulance Staff on 316 occasions as against 117 in the previous year.

XI—PUBLIC GARDENS

During the year under report the department maintained 92 sites consisting of 19 gardens, 4 fountains, 3 bandstands, 7 traffic islands, 4 open spaces, 50 recreation grounds, 1 statue, 4 box hedges. It planted and maintained 950 trees on the newly constructed roads. It also added the following 3 new sites during the year. (1) Recreation ground at the junction of Fitwala Road and Tulsi Pipe Road (2) Playground at S. P. Shed Dharavi Sanatorium and (3) The open space formerly occupied by Milch cattle stable at Currey Road.

The average number of visitors in the Victoria Gardens was 14,873 per day during the year under report. The decrease in the number of visitors is due to the defect in the machine recording the number of visitors at the main entrance.

The clock tower and the trees in the gardens were lavishly illuminated on the Republic day, and the Band programmes were arranged. Gardens were kept open till mid-night.

The Vegetable, Fruit and Flower Show was arranged after a lapse of 6 years through the Agri Horticultural Society of Western India, Poona, which attracted 50,000 visitors.

There were 38 band programmes, 37 programmes of Indian vocal music, 30 programmes of orchestra music and 422 programmes of recorded music at different gardens and bandstands. A small miniature Zoo was temporarily established and elephant and camel ride were arranged at a nominal rate at the Civic Exhibition.

Messrs. Eastern Scales Ltd., who are allowed to install a weighing scale in the premises of Victoria Gardens have agreed to pay 25 per cent. of gross collections to the Municipal Corporation.

Botanical specimens were supplied to educational institutions as usual.

The live stock in the Zoo increased by 10.5 per cent.

Breeding of animals, birds and reptiles is gradually increasing. A special house was allotted for the breeding of white rats. 4 very rare specimens of rattle snakes, one elephant 'Laxmi', 4 toucans and 4 white swans were procured.

Breeding and maintenance of laboratory animals for the Municipal Medical Colleges is being regularly done.

The expenditure of the Garden department during the year under reference was Rs. 5,19,523-6-0 as against Rs. 4,79,125-13-0 last year and the income was Rs. 38,100-6-9 as against Rs. 25,356-12-9 during the preceding year.

XII—VICTORIA AND ALBERT MUSEUM

The Museum remained open for 305 days as against the same number of days during the previous year. 10.3 lakhs visitors visited the Museum as against 10.5 lakhs during the previous year. Daily average was 3,362 as against 3,444 during the previous year. 14,077 students of Primary and Secondary Schools visited the Museum during the year as against 15,520 during the preceding year. The total amount realised by sale of 2,69,949 tickets was Rs. 8,435-14-6 as against Rs. 9,233-5-6 by sale of 2,95,467 tickets during the previous year. 4,300 copies of the Museum Brochure were sold out at Rs. 268-12-0. 11 books were added to the Museum Reference Library out of which 2 were presented. One specimen was purchased and one was presented to the Museum. A new model showing development plans for improved village life and cultivation was prepared.

XIII—MUNICIPAL LIBRARIES

The total number of books purchased during the year was 352 costing Rs. 1,065 as against 521 costing Rs. 1,572 in the preceding year. The income derived by way of fines and sale of Old newspapers etc. was about Rs. 1,349 and the expenditure on running the Libraries was about 46,119 as against Rs. 1,890-12-0 and Rs. 48,003 respectively during the previous year.

The number of visitors during the year was 2.27 lakhs.

XIV—CENTRAL STORES

Tenders were invited for the purchase of stores during the year in 170 cases as against 169 cases in the preceding year. During the year about 18,042 tons of Cement worth about Rs. 17.88 lakhs; 159.58 Rft. Black and Galvanized Iron Pipes worth about Rs. 0.21 lakh; 56,199 Rft Cast Iron and Hume Pipes worth about Rs. 3.90 lakhs; 13.30 tons of Iron materials worth about Rs. 5.99 lakhs; 1,02,674 yards of cloth worth about Rs. 0.59 lakh were purchased. 1,549 Bengal Maund of Grain (Grams and Wheat bran) for Head Supervisor and Superintendent of Gardens, worth about Rs. 27,607-13-9 were purchased and 268 Bengal Maunds of wheat for various Hospitals and Maternity Homes worth about Rs. 4,463-15-0 were purchased.

The total purchase effected during the year including the articles received on Return Stores Memo from Municipal departments amounted to Rs. 58.87 lakhs as against Rs. 68.30 lakhs in the preceding year. The balance of stock on hand on 31st March 1954 was worth Rs. 36.75 lakhs as against Rs. 38.49 lakhs in the preceding year.

The total number of orders placed with the contractors and other dealers was 4,943 as against 5,279 in the preceding year. The number of indents, inclusive of Sales Memo received from the Department was 44,388 as against 44,418 in the preceding year.

Most of the articles purchased during the year were of Indian manufacture and the value thereof amounted to Rs. 53.41 lakhs. The value of Foreign goods purchased amounted to Rs. 5.46 lakhs. During the year no dust bins were issued to the Public.

The total turn-over of the department viz. Receipts and Issues of stores came to Rs. 119.48 lakhs as against Rs. 125 lakhs in the preceding year.

The stock of stores was verified but in no case any appreciable difference in stock was noticed. The abnormal conditions created by the war reacted sharply on the department during the year as before. The rates quoted in the annual tenders for the year 1954-55 invited in the months of November and December 1953 were in some cases higher than the market rates and some of the tenders had to be rejected.

This department however successfully played its role of a major supplying agency to the various Municipal Departments.

XV—LICENCES

The number of permits and licences issued during the year was 33,973, as against 34,200 issued during the previous year. These permits and licences realised fees of Rs. 10.20 lacs as against Rs. 10.25 lacs in the previous year. 1,558 notices of demand were outstanding at the end of the year, and the fees therefrom amounted to Rs. 75,780. The corresponding figures for the previous years were 1,959 notices and Rs. 1,20,310 respectively. This year, the loss of revenue incidental to disuse or demolition of old licensed places amounted to Rs. 0.45 lacs as against Rs. 0.52 lacs in the previous year.

The total number of permits issued for exhibiting sky-signs and advertisements was 3,592 which realised Rs. 4,79,980 as revenue, while the corresponding figures for the previous year were 2,908 and Rs. 2,91,400 respectively.

The total number of hawkers and squatters' licences issued during the year was 30,392 as against 35,985 issued during the previous year. The fees realised were Rs. 3.75 lacs as against Rs. 3.89 lacs for the previous year.

During the year, the Licence Department instituted 4,015 prosecutions for offences under Sections 328, 328A, 394 and 412-A of the Bombay Municipal Corporation Act, as against 2,535 prosecutions in the previous year. The total amount of fines inflicted was Rs. 40,730 as against Rs. 27,914 of the previous year.

XVI—SHOPS AND ESTABLISHMENTS

Registration.—The total number of establishments as on 31st March 1954 stood at 82,414 as against 78,805 on 31st March 1953. The Registration Fees, etc., for this year amounted to Rs. 13,501-2-0 as against Rs. 15,564-0-0 for the preceding year. Government was requested to review the question of Grants-in-aid on the basis of sharing the burden of cost of administration of the Act, and to make available a lump sum grant so as to enable the Corporation to wipe out the past deficit. Government, however, rejected the request.

Inspection and Prosecution.—During the year under report 67,510 visits were paid to various establishments and 2141 complaints were received in addition to 110 pending from the preceding year. With a view to enforcing the provisions of the Act, more effectively, 200 mass-raids were carried out. In all 3,885 prosecutions were instituted during the year in addition to 1021 cases pending from the last year. Of these, 4428 cases were disposed of, realising an amount of Rs. 1,27,481-0-0 by way of fines, 508 cases were withdrawn and 21 resulted in acquittals, leaving 478 cases pending at the close of the year. The Municipal Commissioner has been authorized to sanction prosecutions under Section 60(1) of the Bombay Shops and Establishments Act, 1948 as per the Bombay Shops and Establishments (Amendment) Act, 1952.

Grant-in-aid.—The Grant-in-aid received from Government for the year 1952-53 was Rs. 86,169-14-0 and an amount of Rs. 15,564-0-0 was realised by way of Registration Fees, etc., during the same year. The total expenditure incurred on the administration of the Act, during the year 1952-53 was Rs. 2,86,571-4-7.

Reorganisation.—The department was reorganised and the work redistributed as a result of which saving to the tune of Rs. 48,000 per annum was effected.

Theatre Tax

The Theatre Tax Section continued to function under the supervision and control of the Chief Inspector, Shops and Establishments for the purpose of recovery of the Theatre Tax. The Corporation sanctioned the levy of Theatre Tax for the year 1953-54 at rates as per Schedule which were the same as in the preceding year. The Municipal Commissioner allowed for the year under report also a rebate of 12½ per cent. and 20 per cent. for Class I and Class II Cinema Theatres respectively, subject to their paying the Tax in advance for the full month on/or before the 5th of the month.

There were in all 21 Class I and 35 Class II Cinema Theatres in the City. The Tax was also recovered in respect of Dramas, Dances and Variety Entertainment programmes, etc., where admission was on payment. Exemption from payment of the Tax

was granted to performances that were exempted from payment of Entertainment Duty by the Commissioner of Police.

The total income realised during the year 1953-54 was Rs. 4,91,487-4-0.

XVII.—MARKETS AND SLAUGHTER HOUSES

The revenue from the Markets and Slaughter Houses was Rs. 36.14 lakhs as against Rs. 36.16 lakhs in the preceding year, showing a slight decrease of Rs. .02 lakhs which was due to the fall in receipts from stallage charges, squatters fees and Arthur Crawford Scale-Shed fees. It may be mentioned that an amount of Rs. 20,000 recovered in respect of stallage charges and held in deposit could not be included in the income figure for the year.

The number of Municipal Markets in the year was 21 (i.e., same as in the preceding year) including three squatter areas at Sandhurst Road, Nowroj Hill Road and Parel Village and the net receipts from them amounted to Rs. 17.02 lakhs as against Rs. 17.98 lakhs in the preceding year, showing a decrease of Rs. 0.96 lakhs. The squatter area at Sandhurst Road, however, was discontinued from 1st July 1953. The total receipts from stallage charges, squatters fees, Scale-Shed fees, license fees, etc., amounted to Rs. 24.81 lakhs as against Rs. 25.23 lakhs in the preceding year. During the year under report the work of collecting fees at the Arthur Crawford Scale-Shed was continued to be carried out departmentally and the revenue collected therefrom amounted to Rs. 4.59 lakhs as against Rs. 4.66 lakhs in the previous year.

The average percentage of vacant stalls per quarter was 7.51 as against 7.07, 6.0 and 8.13 respectively in the preceding three years.

The number of Private Markets during the year was 22. There was only one Private Slaughter House. The license fee realised from them was Rs. 81,625-1-0 as against Rs. 72,860-6-0 in the preceding year.

The number of Outside Meat Shops during the year under report was 188 as against 185 in the preceding year and the total fees realised from these shops was Rs. 11,917.

The total quantity of unwholesome articles of food such as meat, fish, fruits, vegetables etc., and the contraband meat seized and destroyed was 5,01,178 lbs. as against 6,81,088 lbs. in the previous year. In all 182 seizures were effected for contraband meat and 160 prosecutions were instituted resulting in 156 persons being convicted. In all 343 raids were carried out by the Special staff appointed to detect unauthorized slaughter of animals in the City. The number of animals seized was 52 and the amount realized by selling the animals by auction was Rs. 1,602.

The total number of animals slaughtered at the Bandra and other Slaughter Houses was 13,22,477 as against 13,26,639 in the previous year.

The Slaughter, removal and other fees realised at the Bandra Slaughter Houses together with the Slaughter fees etc., at the Delisle Road Sheep Market and Pig Slaughter House amounted to Rs. 9.85 lakhs.

XVIII.—K. E. M. HOSPITAL AND SETH G. S. MEDICAL COLLEGE

The K. E. M. Hospital had to work far in excess of its capacity throughout the year. The total number of scheduled beds which was 510 last year, was increased to 550 with the addition of a ward of 40 beds which was opened during November 1953. During the year additions to X-Ray blocks were completed. Similarly, mortuary was remodelled and fitted with new cooling plant.

The total number of inpatients admitted during the year 1953 was 19,257 as against 19,674 and 19,148 during the previous two years. Out of 19,871 inpatients, including 614 of the previous year, 7,120 were cured, 6,405 were relieved, 3,865 either left the hospital against medical advice or were otherwise discharged and 1,815 died (excluding 3 still born) leaving a balance of 666 at the end of the year.

The maximum number of inpatients on a single day was 692 and the daily average worked out to 636.68. The average number of each patient resident was 12.03 as

against 11.02 in the previous year. The total number of 1,75,995 new outpatients treated during the year as against 1,66,812 showed an increase of 9,183 patients. The total outpatients attendance including casualty patients, during the year was 5,79,505 as against 5,70,742 which gave a daily average of 1955 as against 1919.3 of the previous year. The highest outpatients attendance on one day was 2,571 as against 2,601 in the previous year, while the corresponding figures for new outpatients, indoor admissions and casualty cases was 703, 84 and 185 respectively. During the year 8,186 operations were performed on indoor patients and 20,339 on outdoor patients as against 8,955 and 23,147 respectively during the last year.

The average cost per inpatient per day was Rs. 8-12-6 as against Rs. 8-15-11 and 8-4-11 during the previous two years. Similarly, the average cost per in-patient admission was Rs. 108-0-4 as against Rs. 102-1-2 and Rs. 95-12-4 during the previous two years.

An amount of Rs. 33,734-11-0 as against Rs. 38,383 of the previous year was spent for affording relief to poor patients out of the Poor Box Charity Fund on expensive drugs, injections, blood transfusions etc. and Rs. 3,423-12-0 for appliances. This amount was not taken into account while working out the average cost of patients. The Fund continued to give relief and comforts to deserving patients which ordinarily could not be given out of the Municipal Fund. The total amount spent out of this Fund came to Rs. 33,734-11-0 while contributions during the year by way of collections from the outpatients and ward boxes and donations etc. amounted to Rs. 44,721-8-9.

The Blood Bank worked satisfactorily. Blood transfusions were given to 1,760 cases for which a sum of Rs. 13,281 was paid out of the Poor Box Charity Fund, for the donors.

Out of the nurses trained, 21 and 40 nurses passed in Junior and Senior examinations held by the Bombay Nurses Midwives and Health Visitors Council. One member of the nursing staff was awarded the Florence Nightingale Scholarship for studies in Hospital Administration in the United Kingdom, two nurses were sent to Nagpur to attend the Annual Conference of the Trained Nurses Association of India.

The Nurses Welfare Fund continued to provide amenities for recreation etc. to the Nursing staff by arranging dramas, dances etc.

The School Clinic at the Hospital treated in different departments 7,933 children as against 7,523 in the previous year. The total cost of the Clinic was Rs. 16,400 as against Rs. 17,156-8-0 in the previous year.

The Prophylactic Immunization Centre and the Family Health Centre continued their work satisfactorily in their respective spheres.

The Neuro-surgical and Neurological Units started working from November 1953 in the new ward.

The Physiotherapy Centre started two years ago with the two W. H. O. Experts was well equipped and did good work. The Physical Therapy Training School started functioning from September 1953 with nine students on its roll.

Similarly the Occupational Therapy Centre and School continued to function and do very useful work in the field of rehabilitating the crippled patients.

The ambulance service was continued during the year and rendered very useful service to the patients.

Dr. Jivraj N Mehta Pharmacological Laboratory attached to the Hospital manufactured many injectables and carried on analytical work during the year. But for this Laboratory several injectables would have had to be purchased from the market at high cost. As the result of the manufacture of these injectables in the Laboratory savings of about Rs. 49,000 was effected.

The Hospital took part in the Civic Exhibition arranged by the Municipal Corporation in February 1954. Many interesting models illustrating the services rendered by the Hospital to the public were exhibited and the staff was posted to explain the working of the Hospital to the visitors.

During the year, a team of Medical Scientists sponsored by the World Health Organisation and the Unitarian Service Committee Inc., U. S. A. visited this Hospital and College in March 1953. The Team arranged lectures, discussions, demonstrations and performed some operations in the hospital theatres. These were attended by many medical men in the City and undergraduate students of the College. The Hospital and College Co-operative Credit Society carried on its work satisfactorily.

The Silver Jubilee Fund collected in 1951 while celebrating the Silver Jubilee of these Institutions, amounted to Rs. 9,80,500 excluding the cost of the Gymkhana Pavillion which was built and donated by Dr. N. A. Purandare, M.D., F.C.P.S., F.R.C.O.G. The amount of the Fund is proposed to be utilised mainly for Research and Scholarships.

SETH G. S. MEDICAL COLLEGE

Of the 82 fresh admissions in the College in June 1953, 80 students were single and 2 married. Of the 635 students on the roll at the close of the year, 135 were lady students and 146 post-graduate and research students as against 131 and 121, respectively, at the end of the previous year, when the total was 584. Out of 492 students sent up for various examinations 288 passed the whole examination against the corresponding figures of 517 and 331 of the previous year.

Expenditure of Rs. 5.06 lacs (including payment of dearness allowance of Rs. 0.83 lac) as against Rs. 4.83 and Rs. 4.41 lacs in the previous two years, respectively, was incurred on the College and the Hostels attached to it while the revenue derived by way of tuition fees, hostel rent, etc., was Rs. 1.90 lacs as against Rs. 1.78 lacs and Rs. 1.74 lacs in the previous two years, respectively. The gross cost and the net cost per student worked out at Rs. 1,034.4 and Rs. 644.8, respectively, as against Rs. 1,043.6 and Rs. 659.2 in the previous year. The amount of fees received from the post-graduate students was Rs. 23,770 as against Rs. 22,110 and Rs. 19,890 in the preceding two years.

The number of male students residing in the hostel during the year was 147. The number of lady students residing in the lady students' hostel was 28 during the year.

The income derived from and expenditure incurred on the Hostels were Rs. 24,814 and Rs. 25,873 respectively, as against Rs. 16,142 and Rs. 21,503 in the previous year.

XIX—BAI YAMUNABAI L. NAIR CHARITABLE HOSPITAL, BOMBAY

1. The number of beds available for men, women, and children remained 330 during the year. The total number of in-patients admitted during the year was 12,113 against 11,450 and 10,036 in the two previous years. Out of the total number of 12,400 in-patients including the balance of 287 patients of the previous year, 4,963 were cured, 3,954 were relieved, 2,425 either left the hospital against medical advice or were otherwise discharged and 721 died leaving a balance of 337 patients at the end of the year. The maximum number of in-patients on any single day was 363 and the daily average worked out to 322.27. The average number of days, each patient was resident was 9.7 days against 9.25 days in the previous year. The average cost per patient per day was Rs. 8-6-4 against Rs. 8-2-10 and Rs. 8-3-6 during the previous two years.

2. The total attendance of out-patients excluding casualty patients during the year was 2,43,429 as against 2,15,259 in the previous year, and gave a daily average of 814.87 as against 719.36 in the previous year. The highest number of out-patients attendance on any one day was 1,250 against 1,078 in the previous year.

3. The total number of operations on in-patients and out-patients performed during the year was 4,501 and 4,235 respectively as against 4,494 and 4,665 in the previous year.

4. The Poor Patients' Fund continued to provide deserving patients with relief which could not ordinarily be given out of the Municipal Fund. The total amount of collections was Rs. 19,971-10-2 out of which the amount spent was Rs. 9,393-4-8, while contributions during the year by way of collections from out-patients and Ward boxes amounted to Rs. 12,762-13-6.

TOPIWALLA NATIONAL MEDICAL COLLEGE

1. The College had 384 undergraduate students on the rolls at the close of the year out of whom 65 were lady students. Besides, there were 50 post-graduate students including 7 post-graduate lady students. 60 students were admitted in June 1953 including 13 lady students. In addition to this, 2 students were admitted for the condensed M.B.B.S., course. Out of 318 students sent up for various examinations, 180 passed during the year.

2. A total expenditure of Rs. 3.78 lacs was incurred during the year under report against Rs. 3.71 lacs in the previous year. The total income received on account of fees etc. from students during the year under report amounted to Rs. 1.32 lacs against Rs. 1.24 lacs during the previous year. A sum of Rs. 2,18,378 was received from the Government as Grant-in-Aid for the year 1951-52.

3. The total number of male students residing in the hostel was 77. For want of accommodation admissions to the Hostel had to be refused to a large number of students. Arrangements were made to accommodate lady students at the Grant Medical College Hostel.

XX—THE NAIR HOSPITAL DENTAL COLLEGE

The College has 75 Dental Chairs, 4 well equipped Laboratories, 1 Dental X-Ray Unit, 1 Micro-Surgical Unit, 1 Nitrous Oxide Apparatus, 5 Microscopes, 1 Cinema Projector, 1 Epidioscope, 1 Infra red and 1 Ultra Violet lamp, and other equipment to give dental treatment on modern lines.

There were 111 students including 17 ladies on the roll. 26 students including 7 ladies appeared and passed the Diploma Examination.

The College also runs a Dental Clinic which treats patients in the morning and the evening charging fees as laid down by the Corporation. During the year 62,283 patients were treated as against 51,247 patients in the preceding year. The total expenditure incurred was Rs. 1,63,578 as against Rs. 1,51,167 during the preceding year, and the total revenue by way of fees from students and patients was Rs. 73,226 as against Rs. 63,015 during the previous year.

XXI—MUNICIPAL GENERAL HOSPITAL, SION

During the year under report, bed accommodation in the hospital was 300. The total number of patients admitted during the year was 14,018 as against 12,002 during the preceding year. The highest number of in-patients on a single day was 381 and the daily average number of in-patients was 350.5 as against 326 and 339 respectively in the preceding year. Average number of days each patient was resident was 9.5 days as against 10.3 in the preceding year.

The total number of in-patients treated was 14,331 including 313 of the previous year. The number of Maternity and Gynaec cases was 5,480 as against 5,014 in the preceding year.

The total number of operations performed on in-patients was 4,013 as against 2,641 in the previous year. The average cost per in-patient on diet per day was Rs. 0-15-5 as against Rs. 0-15-6 in the previous year.

The total number of new out-patients was 70,014 with a daily average of 228.8 as against 62,195 and 212.7 respectively in the preceding year. The total out-patient attendance was 3,26,063 with a daily average of 1065.5 as against 2,55,000 and 825.5 respectively in the previous year. The highest out-patient attendance on a single day was 2,297 as against 1,940 in the preceding year. The total number of operations performed on out-patients was 4,499 as against 3,220 in the preceding year.

Paying Patients.—The number of paying patients admitted during the year under report was 1,337.

The number of operations performed on paying patients was—

		Ncs.
Major Operations	...	189
Minor Operations	...	238

Pathological and Bacteriological investigations in respect of 31,520 in-patients and 12,172 out-patients were carried out and 84 Autopsies were performed.

The Research Department started in 1951 was working satisfactorily. During the year enquiries into the problems of Anaemia and Diabetes were taken in hand 4,969 Patients of Anaemia and 323 patients of diabetes were investigated.

Library.—53 additional books on various subjects were purchased, bringing the total number of books to 357. 32 Medical Journals were subscribed for during the year.

The Poor Box Fund at the close of the last year was Rs. 55,519-10-9. During the year a sum of Rs. 48,940-9-0 was collected in the Charity Boxes and by way of Donations etc., and the Expenditure amounted to Rs. 29,656-11-0. A Balance of Rs. 74,803-8-9 remained in the Poor Box Fund at the close of the year.

XXII—GROUP OF TUBERCULOSIS HOSPITALS, SEWRI

These institutions came under the direct administrative control of the Municipal Commissioner, from 1st November 1953. Formerly they were under the control of the Executive Health Officer.

The bed accommodation in the Group of T. B. Hospitals during the year under report was 315 as against 295 during the previous year. The total number of patients in various stages of pulmonary tuberculosis treated during the year, was 2412 (including 286 of the previous year's balance), as against 1,956 during the previous year. The largest number of admissions was from the age groups between 20 years and 30 years, which means that the heaviest morbidity is in these age groups.

The total number of surgical operations performed on patients was 422 which included 159 thoracoplasties, 5 lobectomies, 14 pneumonectomies, 231 phrenic operations and a few other minor operations.

The total number of A. P. and P. P. refills given to the discharged patients was 2,498 and 23,181 respectively.

The total expenditure incurred during the year was Rs. 8.08 lakhs approximately as against Rs 8. 16 lakhs during the previous year. The average cost per patient per day was Rs. 6-8-0 exclusive of capital expenditure on major works etc.

XXIII.—EDUCATION

Primary Education Department

1. At the close of the year there were 1,81,927 pupils in 443 schools and 53 Classes in Greater Bombay, the number in the City being 1,54,293 in 350 Municipal Schools and 34 Classes and in the Suburbs 27,634 pupils in 93 Pupils and Teachers. schools and 19 Classes. The corresponding figures for the previous year were 1,75,104 pupils in 444 Schools and 43 Classes comprising of 1,48,131 pupils in 351 Schools and 29 Classes in the City and 26,973 pupils in 93 Schools and 14 Classes in the Suburbs. There was thus a net increase of 6,823 pupils in the Municipal Schools during the year. The highest number on rolls in Municipal Schools during the year was 1,95,409 at the end of September 1953. The number, however, fell to 1,81,927 at the end of March 1954 mainly due to (1) restriction on fresh admissions after 15th September, (2) striking off the names of pupils on account of their continuous absence and (3) the migratory nature of the labour population.

The total number of teachers in the Municipal Schools in Greater Bombay at the end of the year was 4,872 of whom 4,645 were ordinary and 227 were Special teachers. 3,954 of the ordinary teachers were permanent whereas 691 were temporary. The percentage of trained teachers was 87 in the City and 82 in the Suburbs.

During the year it was decided to relate the requirements of teachers to the number of class-rooms in actual use including the rooms used twice in double session schools, thus ensuring one teacher for each class. The existing basis for granting additional teachers to larger schools was also revised and the provision for leave reserves was cut down from 10 per cent. to 7½ per cent. This new basis known as the 'Class Room Formula' of computing the requirements of teachers was provisionally approved by the Education Committee in August 1953.

During the year, the Education Committee also decided to confer on all temporary teachers the salary and grade as per the qualifications they hold after completion of one year's service in the department, instead of on confirmation as heretofore.

2. The Education Officer and the Supervising Officers paid frequent visits to schools for the purpose of effective supervision or inquiry. The Municipal Schools were also visited by members of the Education Committee, Councillors and Government Inspecting Officers.

3. The curriculum was divided month by month at the beginning of the year and distributed to the schools. Besides the teaching aids purchased and distributed amongst the schools, the teachers also prepared teaching aids like models, charts etc. so as to make teaching easier and interesting. Hindi, the National Language was taught in the Upper Primary Classes. Instead of Weekly Tests, the pupils were subjected to Fortnightly Tests during the year under report and pupils of Standards I to III were promoted to higher standards on the basis of the results of fortnightly tests held throughout the year. Pupils of standards IV to VII were subjected to written Annual Examinations held during March-April 1954 and conducted by a Central Board of Examiners including the representatives of Municipal Teachers' and the Headteachers' Federation. Out of 1,73,571 pupils from Standards I to VII, who had appeared for the Annual Examination 1,49,390 were promoted to higher standards giving a percentage of 86. The details of the results of the Municipal Schools at the Primary School Certificate Examination conducted by the Government are not known. The percentage of the successful candidates was, however, assessed to be about 55 percent on the whole. Pupils prepared by the Vocational Schools also appeared for the Government Carpentry and Tailoring Examinations and their result was assessed to be about 45 per cent, though the exact details are not available.

Some of the main factors which hampered the progress were a top-heavy curriculum, inadequate accommodation and overcrowding which necessitated the holding of schools in two sessions and inadequate facilities for pupils to study at home. A scheme for a regular programme of construction of new buildings, extension of existing ones, acquisition of new plots and lands etc. was under consideration. The Government have revised the curriculum accepting a number of our constructive suggestions and the new curriculum is to come into force from June 1955.

4. Text Books as directed under the Government Resolution Education Department No. T.B.K. 1051 dated the 11th January 1952 continued to be used in Municipal Schools except in the case of Sindhi text-books wherein a new set of books was prescribed by the Government.

5. Two Municipal Schools were converted into Basic Schools in 1949 with Spinning and Weaving as the Basic Craft, with a view to exploring the possibility of implementing the Basic Education Schemes in Municipal Schools. The experience gained in running these schools, however, showed that Basic Education was not workable in a highly industrialised City like Bombay for various reasons, e.g. paucity of funds for purchase of requisite materials, paucity of good Basic trained teachers, absence of suitable accommodation etc.

6. The old Byculla Training Class was converted into an Education Centre in the year 1949 with a view to devising ways and means of keeping our Primary teachers acquainted with the latest methods and trends in the field of Primary Education. The Centre conducted Refresher Classes in the methods of Education, Geography, Science, Teaching and Handwork benefitting about 600 teachers during the years 1949 to 1952. Though the holding of classes had to be discontinued from 1st March 1952 for want of budget provision, the Centre continued its activities by conducting lectures of eminent educationists in the City in various educational topics for the benefit of Municipal teachers and also arranged educational film shows in schools for the benefit of the pupils and teachers. The Centre was, however, required to be closed down during the year under report due to financial stringency. A proposal to convert the Centre into a Unit for Research work in problems of Primary Education received active consideration of the Municipal Commissioner and the Education Committee and a provision for the proposed establishment of an Educational Research Unit has been made in the ensuing year's budget.

7. There were 65 trainees receiving instructions in the Institute—33 in the I Year and 32 in the II Year. Out of the 31 trainees of the II Year Class who appeared at the P. T. C. Examination 13 were successful.

8. Fees were continued to be charged at the rate of Rs. 2, Rs. 2-4-0 and Rs. 2-8-0 for Standards V, VI and VII in Municipal Schools, the lower standards being entirely free. All Harijan children, however continued to be admitted and taught free in Municipal Upper Primary Schools. Wards of all Municipal employees drawing a salary upto Rs. 240 per month also continued

to be exempted from payment of fees. Freeships and half freeships—30 per cent. full and 20 per cent. half freeships—were also granted to poor and deserving pupils. The amount of interest accrued on the various Trusts and Endowment Funds was distributed among deserving pupils as per the terms and conditions of the Trusts.

9. School equipment worth about Rs. 86,885 was purchased and furniture worth Rs. 95,700 was ordered out during the year.

10. The total number of Municipal-owned school buildings stood at 63—30 in the City and 33 in the Suburbs—at the end of the year. Two new Municipal school buildings—one at Laxminarayan Lane at Matunga in the City and one at Vile Parle in the Suburbs were constructed during the year. An additional floor was also constructed on the Municipal R. C. Mahim Urdu School. The construction of a new school building at Suparibaug Road, Parel for housing a number of schools in that locality was also nearing completion. The 63 Municipal-owned school buildings accommodated 83 schools housing about 36,500 pupils in all whereas the remaining Schools were meeting in rented buildings wherein the sanitary accommodation, ventilations and sizes of rooms etc., were far from satisfactory. A building Programme for additions and extensions to existing buildings, construction of new buildings on vacant plots and acquisition of plots etc., has been envisaged and is under active consideration of the Municipal Commissioner.

11. At the end of the year, there were 291 Aided Schools—226 in the City and 65 in the Suburbs imparting instruction to 73,771 pupils—56,915 in the City and 16,856 in the Suburbs. The corresponding figures for the last year were 283—224 in the City and 59 in the Suburbs imparting instruction to 69,552 pupils—54,307 in the City and 15,245 in the Suburbs. The total number of teachers in Aided Schools including special and part-time teachers was 2,862 as against 2,663 of the previous year. The total amount of grant recommended for payment to the Aided Schools for the year 1953-54 was Rs. 3,37,993 for City Schools and Rs. 1,14,998 for Suburban Schools. The grants were recommended after applying varying cuts to the assessed grants taking into consideration the income and other resources of the Institutions. The total expenditure incurred by the City Aided Schools was Rs. 39,75,705 and that by the Suburban Aided Schools was Rs. 9,05,033. The average cost per pupil calculated on the total number of pupils in the Aided Schools worked out to Rs. 70.4 in the City and Rs. 54.7 in the Suburbs. The average cost per pupil to the Corporation by way of grant was Rs. 12.9 for the City and Rs. 7.9 for the Suburbs.

The expenditure incurred on Dearness Allowance by private primary aided schools in the ex-Bandra Municipal Area from 1st January 1947 to 28th February 1949, was disallowed for the purpose of ordinary grant as the question of the payment of a special grant was under consideration of the Government. The Government, subsequently, refused to bear their share. The Corporation, however, decided to pay their liability of 1/3 share accepted by the ex-Bandra Municipality and paid an amount of Rs. 15,296 to 22 Aided Schools on that account. A representation has also been made to the Government to reconsider their decision and fulfil their liability and the matter is still under consideration.

Besides the Aided Schools, the number of recognised schools not receiving grant-in-aid was 29 with 6,082 pupils and 285 teachers as against 31 with 4,805 pupils and 225 teachers during the year before.

12. The work of bringing in non-attending children to Municipal Schools was being looked after by the Department of the Special Attendance Officer assisted by two other Officers. As per rules framed by Government under Section 18 of the City of Bombay Primary Education Act, XV of 1920 as amended by Bombay Act, XLVIII of 1950, a census of non-attending children of school-going age is required to be taken every year. The necessary budget provision for this purpose was, however, deleted by the Education Committee and the Corporation during 1953-54. The question of moving the Government for amending some of the Rules so as to bring them in line with the Rules framed by the Government under the Bombay Primary Education Act of 1947, was also under consideration of the Municipal Commissioner. In the meanwhile, it was decided by the Education Committee and the Corporation to approach the Government for permission to dispense with the taking of a census of non-attending children this year. The necessary permission having been received, no census was taken during the year under report and the Census staff was absorbed in other Municipal Departments. The actual progress made during the year in this sphere can, however, be seen from the fact that there were 1,18,416 pupils of compulsory age attending Municipal schools at the end of the year as against 1,13,202 pupils at the beginning of the year.

13. Physical Education was imparted as per the Syllabus mostly based on the Physical Education curriculum laid down by the Government. The number of pupils taking physical education was 1,76,246 out of 1,81,927. Annual Sports were held during the month of November 1953 at four Centres in the City and 2 in the Suburbs. Four Mass Drill Displays—two by the children of City Schools and two by the children of Suburban Schools were held during the year in which about 9,250 pupils from 125 schools participated.

14. The number of Scout Troops and Cub Packs at the end of the year was 78 and 67 respectively and that of Scouts and Cubs in them was 1,974 and 1,662 respectively. The total number of Girl Guide companies and Flocks was 70 and 152 with 1,823 Guides and 3,282 Bulbuls in them. Besides their usual activities the Scouts and Guides rendered useful services at the various departmental and public functions.

In accordance with the aims, policy, rules and organisation framed by the National Headquarters of Bharat Scouts and Guides to which the Bombay Municipal Boy Scout and Girl Guide Association has been affiliated, it was deemed necessary to have a divisional organisation and the necessary Constitution and Bye-laws have been framed and sent to the National Headquarters, Bharat Scouts and Guides for their approval.

15. The income side of the Education Fund consists of contribution from the Corporation, Government grant towards primary education, fees from Municipal Schools and other Miscellaneous Receipts. Of these the first two form the main sources. The Corporation's contribution is restricted to a sum equal to five times the amount of the net estimated realization of the General Tax divided by the rate of the General Tax and was more or less stationary on account of the slowing down of building activities and the operation of the Rent Act. The Government Grant was also subject to a limit of Rs. 25 lakhs. Thus to increase the revenue, there were only two alternatives—either to levy the Education Cess under Section 195E of the Act or to request Government to raise the limit of their grant. As the former did not find favour with the Education Committee, a representation was made to Government to do away with the ceiling limit of Rs. 25 lakhs and to share the cost of Upper Primary Education on 50 : 50 basis. As the Government did not agree to this there was no alternative but to prune down the demand. The Budget Estimates of 1953-54 were thus adopted by the Education Committee with slight modifications. The total amount at the disposal of the Education Committee was Rs. 1,48,19,561-9-1 including a closing balance of Rs. 7,76,510-8-7 of the previous year. The grant paid by Government was Rs. 25,07,550 for the City Schools and Rs. 5,50,000 for the Suburban Schools. The average cost per pupil calculated on the number of pupils on rolls was Rs. 73.8 as against Rs. 74.9 of the previous year for the City Schools and Rs. 61.2 as against Rs. 60.4 of the previous year for the Suburban Schools.

The Government grant towards Primary Education in Bombay is as per the Shroff Committee's Report of 1948 equal to 25 per cent. of the approved expenditure subject to a maximum of Rs. 25 lakhs. The request made to Government, for sharing the expenditure on 50 : 50 basis was turned down on the ground that the grant was increased in the near past according to the Shroff Committee's recommendations.

The conduct of Sindhi Schools for Sindhi children in Greater Bombay is also an obligation taken up at the request of the Central Government. The question of reimbursing to the Corporation, the expenditure incurred on Sindhi Schools was taken up with the State Government, who in turn addressed the Government of India. As a result, the Central Government was pleased to pay a grant of Rs. 2 lakhs during the year.

Thus with the inelastic sources of revenue on one side and the increasing demand for more and better schools and educational facilities on the other, it is becoming increasingly difficult to cope with even the urgent needs of the Primary Education Department.

16. (1) *School Health Clinic*.—In all, 43,589 pupils were medically examined during the year by the Medical Inspection Department, working under the Executive Health Officer. Free medical treatment was given to the pupils, with their guardians' consent at Municipal Dispensaries and the School Clinic at the K. E. M. Hospital and various Vaccination Centres. Pupils with communicable diseases were promptly detected and prevented from attending schools during the period of their infectivity. In all 36,000 under-nourished children in the City Schools and 3,180 out of 6,900 undernourished children in the Suburban Schools were supplied with 8 ozs. of pasteurised milk each on every school working day during the year. Extension of the Milk Scheme to all the Suburban Schools could not be implemented for

want of funds. The Corporation also decided to supplement the supply of milk to the undernourished children with light snacks and supplementary food from the ensuing year.

(2) *Municipal Teachers' Library*.—There were 17,418 books in Marathi, Gujarati, Urdu, Hindi, and English in the Library at the beginning of the year. 628 books were purchased and added to the stock during the year. Thus the Library had 18,046 books at the end of the year. The daily average attendance in the library was fairly satisfactory. The opening of a Branch Library in the Suburbs for the benefit of the teachers from the Suburban Schools had to be postponed for want of funds.

(3) *Gratis use of School Premises*.—The Municipal School premises were allowed to be used gratis for Government Milk Distribution Centres, Social Education Classes, Hindi Classes and Night Schools etc., outside regular school hours on prescribed conditions.

(4) *Donations*.—On the occasion of the Central Sharad Utsav Function held on the 23rd October 1953, thirty-two distinguished guests including the Mayor and Municipal Councillors expressed their desire to donate one Silver Shield each as a token of their appreciation of the good work and achievements of the Municipal Primary Education Department and their names were declared by the President of the function. The promised donations were accepted with thanks.

(5) *Civic Exhibition*.—A small but attractive stall was put up by the Primary Education Department in the Civic Exhibition organised by the Corporation in February-March 1954. The exhibits put up depicted in a vivid manner the development of Primary Education in the City of Bombay. Variety entertainment programmes were also given by the pupils and teachers of Municipal schools on fixed days during the Exhibition in a small theatre erected in the Centre of the Exhibition grounds and the programmes proved to be very popular with the visitors. A separate stall displaying for sale a wide range of handicraft articles in Carpentry, Tailoring, Needle work etc., prepared by pupils learning crafts in Municipal schools was also put up in the Exhibition and a sum of Rs. 1918-11-0 was collected as the sale proceeds of the articles.

(6) *Extra-curricular Activities*.—Various extra-curricular activities such as opening of vacation libraries in Summer Vacation, Sharad Utsav, Independence Day and Republic Day Celebrations, School anniversaries, co-operative stores, excursions etc., were carried on during the year in Municipal Schools with a view to inculcating among the pupils the qualities of social service, patriotism, good citizenship, fraternity, etc. At the request of the Municipal Commissioner, pupils of Municipal schools also gave cultural and variety entertainment programmes at the different Centres in Greater Bombay as a part of the Republic Day Celebrations on behalf of the Corporation. Sweets kindly donated by leading confectioners and others in the City were distributed to the pupils of Municipal Schools on the Republic Day.

17. Staff Meetings of Supervising Officers were continued to be held during the year under the Chairmanship of the Education Officer for discussing improvements in Municipal Schools. On some occasions, meetings of the Headteachers of Municipal Schools were also convened to discuss the working of the schools. A Conference of the Headteachers of the Urdu Side was also convened and addressed by the Municipal Commissioner with a view to raising the teaching efficiency and the tone and discipline of the Urdu Schools.

XXIV—PUBLIC HEALTH DEPARTMENT

Outstanding Activities of the Year

(1) During the Anti-Rat Weeks in A, C, D, E and G Wards rat destruction activities and propaganda drive were intensified.

(2) A Special Mobile Squad for checking adulteration of food was working since 1st February 1953. Samples of milk and other foodstuffs were taken by surprise visits all over Greater Bombay. Food-handling establishments were inspected and action was taken wherever necessary under the Bombay Prevention of Adulteration Act. The Assistant Health Officers also took necessary actions to remove insanitary conditions thereat under the Bombay Municipal Corporation Act. Seizure and destruction of exposed and unwholesome foodstuffs was carried out on the spot.

(3) Anti-cholera measures such as inoculations, destruction of unwholesome and exposed food, sanitary and cleansing campaigns, D.D.T. treatment as an anti-fly measure, etc., were tightened up right from May when cholera was reported to be prevalent outside Greater Bombay.

(4) The work of construction of an Electric Crematorium at Chandanwadi was completed and trials were taken. The total expenditure incurred was about Rs. 4,50,000 of which Rs. 1,00,000 were donated by the "Lotus Trust." A 60 feet high chimney was installed over the two electrical furnaces to mitigate any possible nuisance from fumes. A reception room, rest-rooms, a hall for performing religious rites and separate bath-rooms for men and women were provided. Actual working of the crematorium for use was delayed owing to the non-availability of power.

Area and Population.—According to the Census of 1951, the population of the City was 23, 29, 020. The vital statistical rates in this report are calculated on this figure. The mid-year estimated population was calculated to be 25, 25, 000. The area of the City was 26.189 square miles (16,761.5762 acres). The density of the population was 139 per acre.

Birth and Death Registration.—62,726 live births and 33,927 deaths were registered during the year as against 66,125 live births and 34,337 deaths in the previous year. The rates of births and deaths per 1,000 of population were 26.9 and 14.6 respectively. Still-births totalled 2,878 or 4.6 per cent. of live-births.

Infant Mortality numbered 9,000, which was 335 less than in the preceding year. The infantile death rate (per 1,000 livebirths registered) was 143.5 as against 141.2 in 1952. If the number of deaths of infants born outside the City was to be excluded from the total number of deaths among infants, the rate of infant mortality would be 107.4. Diseases of the respiratory system, infantile debility and premature births caused 7,119 or 79.1 per cent of the infantile deaths as against 7,392 deaths or 79.2 per cent. in the previous year.

Maternal and Child Welfare Service was rendered by the Medical Officers incharge of the Municipal Maternity Homes with the help of the Health Visitors attached to 5 main and 10 subsidiary clinics. Each of these clinics worked two days every week. The Maternity and Child Welfare centre at Dharavi was conducted by 2 resident Health Visitors under the supervision of the Medical Officer, Cadell Road Maternity Home.

The Health Visitors paid 40,383 visits in several districts and attended 38 confinements at homes during the year, while the Medical Officers personally visited 2,781 cases.

The number of confinements that took place in the 5 Municipal Maternity Homes was 9,343 as against 9,188 in the previous year.

B. C. G. vaccination was given to 2,544 new-born babies at the 5 Maternity Homes.

Maternal death due to Child Birth and other causes in Puerperal State were 82.

The maternal mortality rate recorded during the year was 1.3 which was the same in the previous year.

Family Planning.—The total attendance at the 47 Family Planning Clinics was 6322. 3,923 women were given advice and supplied with appliances.

Infectious Diseases.—During this year 5,401 cases of infectious diseases were reported as against 4,924 in the previous year. There was no case of Plague. Cholera caused 66 attacks (including 21 imported) and 22 deaths. Smallpox caused 693 attacks (including 44 imported) and 189 deaths, and Enteric fever caused 1,736 attacks (including 140 imported) and 323 deaths. Diphtheria caused 1,040 attacks and 112 deaths.

Immunization.—During the year 367 persons were inoculated against Plague. 1,29,837 against Cholera, and 2,39,333 against Enteric Fever. Primary vaccinations and re-vaccinations against Smallpox done were 61,006 and 5,37,630 respectively.

Hospitalisation.—The total number of patients admitted at the City Fever Hospital, Arthur Road, was 9,802 as against 6,883 in the previous year, the daily average number being 356.

Leprosy.—The control of leprosy in the City is exercised through the Acworth Leprosy Home, Wadala. This also includes an out-patient clinic, the cost of conducting which is chiefly borne by this Municipality. The Home provides in-patient treatment to 396 patients, 284 males and 112 females. The average daily attendance of patients at the out-patient clinic was 219.6 and the number of new patients treated during the year was 2,294. 1,863 contacts were examined in their homes and 275 brought to the clinic

for examination, 40 were discovered as leprosy patients by examination of contacts and 160 who had interrupted treatment at the clinic were persuaded to resume treatment. In all 7,766 domiciliary visits ("first" 905 and subsequent 6,861) were paid by the Health Visitors during the year.

Malaria.—Malaria was registered as the cause of 17 deaths as against 41 in the previous year, and the number of persons "treated for malaria" at the Municipal Dispensaries was 67 as against 276 in the preceding year.

Tuberculosis took a toll of 2,427 lives and the death rate for T. B. was 1.0

Venereal Diseases.—A total number of 18,126 cases of venereal diseases were treated (15,409 males and 2,717 females) as against 17,838 in the previous year. During the year 14,415 persons attended for prophylactic treatment at the Venereal Diseases Clinic and 3,514 at other 7 Municipal Prophylaxis Centres, the average daily attendance for treatment and prophylaxis being 687.8 as against 671.3 in the preceding year.

Medical Relief.—The number of new cases treated at the 23 Dispensaries and one mobile unit was 3.23 lacs as against 2.88 lacs in the previous year. The total attendance numbered 14.30 lacs as against 12.98 lacs in the previous year. Dispensaries for women and children were conducted by three part-time Lady Doctors at 6 General Dispensaries thrice a week. The number of new cases treated at these dispensaries was 8,334 as against 8,397 in the preceding year. The total attendance was 86,395.

The Bai Lingubai Eye Dispensary was conducted at Kamathipura along with the Bhoomayya Poshety Ashanol Free Ophthalmic Hospital. The hospital has an accommodation of 12 beds, 6 for males and 6 for females, and also a modest yet well equipped operation theatre. The total number of new cases treated during the year was 12,128 as against 11,704 in the previous year. The number of in-patients treated was 217 as against 210 in the preceding year. The total attendance of patients was 87,333.

Health Education and Propaganda.—15 Health Exhibitions and 460 health education film shows on various health subjects were arranged in the City. The propaganda van fitted with a public address system aided anti-cholera, anti-smallpox, anti-typhoid and anti-plague campaigns in various localities of the City and several thousand persons were inoculated or vaccinated on the spot. Anti-rat campaigns were carried out in A, C, D, E and G Wards. A film entitled "Cholera Control" was purchased. Several posters, health charts, placards etc. were prepared.

Conservancy.—The daily average in square miles of roads, footpaths and house-gullies cleaned regularly throughout the day was 272.1, 283.5 and 104.0 respectively. The total refuse collected and removed through the municipal agency was 7.98 lacs tons as against 7.96 lacs tons in the previous year.

Roads and footpaths and house-gullies were as usual swept and washed. An aggregate area of 52,40,148 square yards of roads was swept, 18,353 tons of scrappings removed, 16,34,676 square yards of gullies flushed, 57,14,194 gallons of cess-pool contents were removed.

Control of Rat Pest.—The total number of rats caught and destroyed during the year was 10.13 lacs as against 11.25 lacs in the preceding year. No rat was found infected with plague.

Control of Stray Dogs.—During the year 12,727 stray dogs were caught as against 11,114 in the previous year. Out of these, 10,489 were destroyed, 1,112 were returned to their respective owners, 135 sent to the hospitals for experimental purposes, 4 escaped and 123 were detained in the kennel chamber at Mahalaxmi Refuse Siding. 12,338 dog bite cases were reported during the year.

Dog Licensing.—8,065 dogs were licensed under the Dog Licensing Act, as against 7,893 in the previous year. The total income by way of dog licensing fees, etc. amounted to Rs. 43,643-8-0 as against Rs. 44,655-4-0 in the previous year.

With a view to abating the nuisance caused by stray cattle in the city, the Police caught and impounded 4,164 animals. The work of immunizing milch cattle against Rinderpest was continued. The total number of inoculations done during the year was 21,104 as against 24,450 in the previous year. No case of Rinderpest was reported as against 35 cases in the previous year.

In addition to the above activities the Conservancy Branch rendered special conservancy and halalkhore services to various circuses, exhibitions etc. for which an amount of Rs. 29,461-3-0 and Rs. 6,255-12-0 respectively were realised. The annual income derived by auction sale of certain Health Department rights amounted to Rs. 2,490.

School Health Work.—In all 43,589 children (24,555 boys and 19,034 girls) were medically examined. Of these 34,995 were found defective with 70,253 defects, of which 31.9 per cent. were general debility, 22.99 per cent. dental, 13.25 per cent. throat, 12.02 per cent. enlarged lymphatic glands, 4.84 per cent. skin diseases, 4.59 per cent. eyes (external), and a small percentage of eyes (vision), nose, etc.

The number of new school children treated at the School Clinic at the K. E. M. Hospital was 963 along with 6,904 old cases.

Each Municipal School was supplied with a first-aid outfit. 49 poor pupils with errors of refraction were supplied with appropriate pairs of spectacles free of charge. Out of 118 pupils suspected to have leprosy, 12 confirmed cases were prevented from attending Municipal Schools and 1 kept under observation. 564 children suffering from minor skin diseases such as scabies, ringworm etc. were treated in schools and others at the Municipal Dispensaries. 1,329 talks on different health subjects were given by the School Medical Officers and School Health Nurses, as against 996 in the previous year.

A daily free milk feed of 8 ounces of pasteurised toned milk was given to about 36,000 weak and undernourished children on every school working day.

Food Sanitation.—The number of inspections made during the year by the inspectorial staff of the Health Department at milch cattle stables, dairies and milkshops, eating houses, aerated-water works and other premises where food was sold was 2,121, 10,201, 29,618, 701 and 18,777 respectively. 2,005 hawkers importing milk by train were inspected, of whom 249 were found to have no licenses and 494 were carrying milk in open cans without covers, besides, the number of hawkers found with gross rings in their milk vessels was 616, all of the defaulters having been prosecuted.

In addition, prosecutions were launched in 393 cases of hawkers found selling milk in streets without licenses. The total number of persons prosecuted for the sale of milk without licence and those for the breaches of the milk shop license conditions was 181 as against 240 in the previous year.

Municipal Laboratory.—38,635 samples were examined during the year as against 34,928 in the previous year. Of these 30,047 were examined chemically and 8,588 bacteriologically. The samples examined chemically included 16,422 of milk, 1,355 of ghee, 1,668 of butter, 328 of vegetable products and 5,457 of other articles of food. Out of these 3,377 samples of milk, 75 of ghee and 461 of butter were found non-genuine and led to prosecutions being launched against the offenders.

XXV—MUNICIPAL PRINTING PRESS

The total number of jobs executed by the Press during the year was 8,067 as against 7,820 of the previous year. The number of pages of the Corporation and its various Committees including Record printed at the Press amounted to 31,985 as against 31,915 of the previous year.

During the year under review, the Budget Estimates, Establishment Schedules, Administration Report, Electric Supply Bill Forms, Bus and Tram Ticket Memo Forms and many other jobs were executed for the B. E. S. & T. Undertaking at a total cost of Rs. 56,209. In addition to the foregoing, the Registrar General, India, Ministry of Home Affairs, New Delhi, requested the Municipal Commissioner to carry out the printing work of their Census Report of Assam, Manipur and Tripura, the Subsidiary Tables and the Administration Report at the Municipal Printing Press which were required urgently and which could not be undertaken at any of the Government of India Presses or at the Assam Government Press, Shillong. Out of these, the first two volumes comprising of 705 pages of Demy Quarto size have been completed at a total cost of Rs. 21,876 and the third one is under print. The Annual Report of the Central Cotton Committee, a Statutory Committee appointed by the Government of India under the Indian Cotton Cess Act, comprising of 100 pages, was also printed at their request. Besides the above, the printing requirements of the Bombay Municipal Co-operative Bank, Ltd., comprising 38 jobs were carried out at a total cost of Rs. 6,007-1-0.

A notable feature of the year was the printing of the monumental Draft Bill to revise the Municipal Act and the compilation of Amendments comprising of 2,026 and 254 pages respectively, which was executed in record time at a total cost of Rs. 27,302-2-0.

It is worthy of mention that the Municipal Printing Press has also taken up the printing and publication of the "The Bombay Civic Journal" the accredited organ of the Bombay Municipal Corporation, during the year. Its forerunner, "Our Bombay" a de-luxe Municipal Souvenir published so as to synchronise with the Civic Exhibition, and acclaimed by the Press and the Public alike as a masterly production, was also printed at our Press.

The difficulty of obtaining paper under release orders issued by Government referred to in the previous year eased to some extent during the year. Out of 170 tons of Bleached and Unbleached paper for which release orders were issued by Government, only 150 tons were received from the Mills. 34½ tons of Foreign Bleached paper had to be purchased locally for specialized jobs.

The consumption of paper is on the increase as will be evident from the fact that during the year under review the tonnage consumed was approximately 175 tons as against 154 of the previous year and 142 of the year before that.

The working of the Press showed a surplus of Rs. 8,589* on the total turnover of Rs. 8.33 lacs during the year as against a surplus of Rs. 2,895 on the total turnover of Rs. 8.11 lacs in the previous year.

Messrs. Ibcn Ltd., took up the study of the Press with a view to its re-organisation for a period of six months from April 1953 to September 1953 and have submitted their report recently.

The labour staff as on 28th February 1954 consisted of 220 workers as against 223 workers on 28th February 1953.

The expenditure so far incurred on the conversion of Crusher Building for accommodating the Press amounted to Rs. 3,22,516.

XXVI—LEGAL DEPARTMENT

During the year under report the department continued to attend to contested matters and other proceedings in the High Court, City Civil Court, Small Causes Court and Police Courts. During the year the Department received 7,791 files, addressed 3,051 letters to outside parties or their legal advisers and gave advices on 136 documents. Corresponding figures for the preceding year were 6,945 files 1,719 letters and 165 documents. The report contains figures of High Court Suits as well as number of documents such as conveyances etc. that were completed.

The income by way of costs recovered amounted to about Rs. 38,148-7-10 and the expenditure to Rs. 75,365-14-7.

XXVII—LABOUR DEPARTMENT

During the year under report there were 10 unions of Municipal employees with a total membership of 12,492. The total number of labour staff employed in eleven main departments was 29,015 persons. Labour relations remained quite normal. In all, nine Joint Councils were functioning during the year. They helped to create harmonious relations between the Administration and the labour. The Labour Officer dealt with among other things 1,681 individual grievances of the Labour Staff of the various Municipal departments.

The Corporation, *vide* their resolution No. 983 of 12th January 1953, sanctioned two new schemes, *viz.*, Scheme for scholarships to the children of Municipal employees and the Scheme for granting medical assistance to the Municipal employees, and the work of implementing them was entrusted to this department. Under the scheme for scholarships, 269 applications were received and 86 scholarships were awarded at a total cost of about Rs. 11,940. 68 applications were received for medical assistance and help of Rs. 4,985 was given in 60 deserving cases.

*The figure indicates working surplus. The work is charged on the basis of actual cost. The Press does not work with a view to making a profit.

The Welfare Branch of the Department organized recreational, educational and other cultural activities for the benefit of about 6,000 Municipal workers and their dependants. A small maternity home was also conducted for the benefit of the employees living at the Chembur Labour Camp.

The Labour Officer also attended to the hearing of day-to-day offence reports of all the Municipal Hospitals and Fire Brigade staff.

XXVIII—WARD OFFICERS

The Ward Officers (one for the South and the other for the North) attended to complaints pertaining to Drainage, Conservancy, water supply, Buildings, Sanitation, Encroachments, Markets, Gardens, Fires, etc. during the year under report. On their usual rounds, complaints were verified and extracts of complaints were sent to departments concerned for necessary action and report. Sanitary and other defects noticed in the course of their rounds were also reported to the respective heads of departments for necessary action. The total number of complaints received during the year was 5,675, as against 5,671 in the preceding year. The number of such references in respect of buildings was 1,279 drainage 431, sanitation 2,175, water supply 1,577 and miscellaneous 213, the corresponding figures for the preceding year being 1,405, 359, 2,106, 1,562 and 239 respectively.

XXIX—THE BOMBAY CIVIC JOURNAL

1. A new venture was undertaken by the Bombay Municipal Corporation in March 1954, with the starting of "THE BOMBAY CIVIC JOURNAL", the accredited organ of the Corporation.

2. The Corporation approved the proposal on 24th September 1953. It was hoped that the Journal could serve to enlighten citizens on various civic matters and educate them.

3. In January 1954, the Corporation brought out a 120-page, *de luxe* publication entitled "OUR BOMBAY", dealing with the progress achieved by the Corporation and City over a hundred years. This profusely illustrated publication, edited and produced departmentally, was greatly appreciated by the Press and public alike.

The first issue of its successor and the regular monthly journal of the Corporation, "THE BOMBAY CIVIC JOURNAL", was published in the second week of March. It was a 64-page, illustrated publication, printed on quality paper with art-paper covers in two colours and an art-paper centre-spread of pictures and priced at eight annas a copy, the annual subscription being five rupees.

It was stated in the first issue that the object of the Journal was not only to review the projects, activities and achievements of the Corporation, interpret its policy, bring to the notice of the civic body genuine grievances of the public, stimulate civic awareness and foster closer contact, but also to present in word and picture the many-sided life of Bombay, its tradition, history and social and economic progress and to promote an objective discussion of civic problems and the larger issues relating to local self-government from the national angle. As regards policy, "it will be non-partisan in approach and wholly independent in outlook, having only the progress of local self-government and the realisation of the greatest good of the greatest number at heart", the Journal stated.

It had a section devoted to reviewing the activities and problems of the more important municipalities, district local boards and other self-governing institutions in the rest of the country and abroad.

The first issue was warmly welcomed by the public, press, municipalities and other local bodies, social welfare organisations, educational institutions, libraries, research institutions and commercial and industrial establishments all over the country, and it was assured co-operation and support by these and other public bodies and leading citizens. Five thousand copies of the Journal, with select advertisements, were printed for circulation in India and abroad.

XXX-MUNICIPAL SERVANTS ACT

Labour Relations.—Labour relations were smooth and there was no deslocation of work at any time. The employees represented by the Bombay Municipal Hospital Employees' Union, the Bombay Municipal Kamgar Union, the Greater Bombay Municipal Employees' Federation and the Bombay Municipal Workers' Union showed a little restiveness and submitted grievances from time to time which were looked into and settled amicably. The Bombay Municipal Hospital Employees' Union which had served a Strike Notice withdrew the same at the end, and the matter was settled amicably.

P. R. NAYAK;

*Municipal Commissioner
for Greater Bombay.*

FINANCIAL

No. A.E./O/56 of 7-8-1954

Report from the Chief Accountant on the accounts of the Municipality, the Improvement Schemes and the Education Fund for the year 1953-54.

MUNICIPAL (PROPER).

The following statement summarises the transactions for the year pertaining to Revenue and the actuals for the preceding year:—

	1953-54			Actuals for
	Budget Estimates.	Revised Estimates.	Actuals	1952-53
	Rs.	Rs.	Rs.	Rs.
Opening Balance	77,68,000	52,82,063	52,82,063	15,75,202
Income	8,55,24,128	8,77,38,336	8,78,14,865	8,45,81,775
Expenditure	9,00,28,701	8,85,81,054	8,60,06,843	8,22,85,661
	45,04,573 (Deficit)	8,42,718 (Deficit)	18,08,022 (Surplus)	12,29,614 (Surplus)
Balance	32,63,427	44,39,345	70,90,085	38,71,316
<i>Add: Recoupment of advances made from the Surplus Cash Balance for Capital Expenditure and purchase of Capital Stores during 1952-53</i>		+51,21,072	+51,21,072	+64,74,310
Total	32,63,427	95,50,417	1,22,11,157	1,03,45,626
Reservation for Advances <i>vide</i> para. 2	-1,60,000	-26,30,896	- 50,63,563
Closing Balance	32,63,427	94,00,417	95,80,261	52,82,063

2. The details of reservation for Advances, etc. are:—

	Rs.	Rs.
<i>Increase in—</i>		
Contribution towards Improvement Schemes	1,94,284	
Renewed grants	12,04,754	
Capital Stores Balances (Still to be recouped)	17,40,218	
Advances from Surplus Cash Balance for financing Capital Expenditure pending raising of the fresh loan	2,30,349	
Total	33,69,605	
<i>Deduct:</i>		
<i>Decrease in—</i>		
Reserve Stores Balance (including Line Suspense Account)	6,93,945	
Miscellaneous Advances Outstanding	23,955	
Advance for Plant and Machinery	20,808	
Total	7,38,709	
Net Increase		26,30,896

3. The net unhypothecated Surplus Cash Balance on 31st March 1954 was as under:—

Liabilities	Rs.	Assets	Rs.
Reserve Stock (including line suspense)	24,74,030	Surplus Revenue Fund as per Appendix No. 2	1,83,36,773
Capital Stores (to be recouped)	17,40,218		
Advance for Plant and Machinery	25,01,836		
Miscellaneous Advances	18,10,079		
Advance from Surplus Cash Balance for financing Capital Expenditure	2,30,349		
Minimum required by law	1,00,000		
Surplus Cash Balance	94,80,261		
Total	1,83,36,773	Total	1,83,36,773

4. The opening and closing Reserve Stores (including Capital Stores) Balances for the year 1953-54 are compared below:—

	Opening Balance	Closing Balance.	+ Increase — Decrease
	Rs.	Rs.	Rs.
Serviceable stores—			
Reserve Stores	30,99,860	24,07,966	—6,91,894
Line Suspense Account	68,115	66,054	—2,052
Capital Stores	70,31,095	87,71,313	+17,40,218

5. The Loan liabilities at the beginning and at the end of the year were as under:—

Outstanding debt on 1st April 1953	Loans raised during the year	Repayment during the year	Outstanding debt on 31st March 1954
Rs.	Rs.	Rs.	Rs.
20,08,83,204	4,65,42,239	60,45,988	24,13,79,455

The details of the Loans raised are as below:—

(1) Rs. 2,00,00,000	Being the loan received from the Government of India through the Government of Bombay for the Vaitarna Cum Tansa Scheme on terms of equated payment at 4½ per cent. interest per annum, in 25 years, as sanctioned under Corporation Resolution No. 321 dated the 5th July 1954 and G. R. F. D. No. Lon. 3254-II dated the 18th March 1954.
(2) „ 1,10,00,000	Being the loan of Rs. 1,10 lakhs issued at discount of Rs. 0-12-0 with currency of 10 years at 4 per cent. interest raised by public subscriptions out of Rs. 4,50 lakhs loan sanctioned under Corporation Resolution No. 302, dated the 6th July 1953 and G. R. No. 2000/33, dated the 6th August 1953. The provision for repayment was sanctioned on a 20 years basis.
(3) „ 1,35,00,000	Being the loan of Rs. 1,35 lakhs issued at par at 4 per cent. interest with a currency of 20 years raised internally as sanctioned under C. R. No. 302 dated the 6th July 1953 and G. R. No. 2000/33, dated the 6th August 1953.
(4) „ 1,74,170	Being advance from the Net Premia Fund for the Renewal of Road Surfaces for which no provision exists in the Renewal Fund, repayable in 15 years based on the life of the surface as sanctioned under C. R. No. 21, dated the 13th April 1939.
(5) „ 18,68,069	Being advances from Special Funds for purchase of Plant and Machinery repayable by annual equated instalments in five years at 4 per cent. interest per annum.
Total Rs.	4,65,42,239

The amount of Rs. 2 crores under (1) was raised from Government Rs. 1,10 lakhs under (2) was raised from the public and Rs. 1,35 lakhs under (3) was raised by reserving the amounts for investment of the Municipal Sinking, Special and Surplus Funds.

The repayments during the year were as under:—

(1) Rs. 40,17,164	Repaid to Government on the basis of equated payments from revenue in respect of advances taken from them.
(2) „ 1,78,000	Repaid to Debenture Holders out of Sinking Fund Investments.
(3) „ 18,50,824	Repaid to different Special Funds out of Revenue on the basis of equated payments.
Total Rs.	60,45,988

The position of the Sinking Fund is shown below:—

Amount of Fund on 1st April 1953	Interest etc. realisation.	Sinking Fund instalments	Total	Withdrawn for payment of Loans	Amount of Fund on 31st March 1954
Rs.	Rs.	Rs.	Rs.	Rs.	Rs.
4,52,15,739	17,52,154	68,53,004	5,38,20,907	1,78,000	5,36,42,907

The value of securities, held in the Sinking Fund Account on the basis of market rates prevailing on 31st March 1954 including accrued interest and cash, exceeded the actual amount of the Sinking Fund by Rs. 25,53,523 which is held in the Sinking Fund Account.

INCOME

5. A detailed comparison between the Budget and Revised Estimates and the Actuals will be found in Appendix No. 3. The estimated income for the year was Rs. 8,55,24,128 and Revised Estimate was Rs. 8,77,38,336. The actuals amounted to Rs. 8,78,14,865 resulting in an increase of Rs. 22,90,737 on the Budget Estimate and an increase of Rs. 75,529 on the revised estimate. The details of increases and decreases are given in Statement 'A'.

7. The position as regards income from General Tax, Water Tax and Halelkhore Tax will be seen from the sub-joined statement :—

	1953-54	1952-53	Increase.
	Rs.	Rs.	Rs.
(1) General Tax at 17½ per cent. (including Fire Tax)—			
Total Collections booked	3,60,63,002	3,37,37,807	
Deduct—Recoveries for previous years	43,20,734	41,90,763	
	3,17,42,268	2,95,47,044	
Add—Outstanding for year at the close of the year	*84,57,072	68,05,661	
	4,01,99,340	3,63,52,705	
(2) Water Tax at 3½ per cent. and water charges by measurement and at compounded rates—			
Total Collection booked	1,80,65,142	1,75,90,001	
Deduct—Recoveries for previous years	*26,10,261	24,22,390	
	1,54,54,881	1,51,67,611	
Add—Outstanding for the year at the close of the year	*26,51,191	23,81,719	
Total	1,81,06,072	1,75,49,330	
(3) Halelkhore Tax at 3 per cent. and for special services—			
Total Collection booked	62,75,274	61,20,440	
Deduct—Recoveries for previous years	*8,43,925	8,81,212	
	54,31,349	52,39,228	
Add—Outstanding for the year at the close of the year	*16,17,614	13,51,653	
Total	70,48,963	65,90,881	
Net demand on account of Property Taxes inclusive of refunds	6,53,54,375	6,04,92,916	48,61,459

*As supplied by A. & C.

TOWN DUTIES

B. The various articles on which duty was levied at the time of import under the provisions of Sections 192 (i) of the Bombay Municipal Corporation Act, the amount levied and refunds allowed thereon under Section 195 on their export are shown in Appendix No. 17.

The gross collection for the year were estimated at Rs. 92,00,000 the refunds and commission charges at Rs. 22,00,000 and the net revenue at Rs. 70,00,000. The revenue collected and paid into the Municipal Treasury in the year amounted to Rs. 92,62,918 and after deducting the amount of Rs. 19,66,545 on account of refund the net receipt amounted Rs. 72,96,373 showing an increase of Rs. 3,04,025 as compared with the actuals of the previous year.

SALE PROCEEDS OF LAND

9. There was no balance to the credit of the Land Sales Reserve Fund as on 1st April 1953. The sale proceeds of surplus land during the year amounted to Rs. 2,58,481. This amount being less than Rs. 10 lakhs, transfer to the Fund was not made. At the end of the year no surplus land remained available for sale.

REVENUE EXPENDITURE

10. The final sanctioned grants amounted in the aggregate to Rs. 9,83,08,821 as follows :—

	Rs.
Budget Grants	9,00,28,701
Unexpended Grants for previous years renewed for expenditure (including additional grant of Rs. 3,24,069 to meet excess)	50,89,828
Additional Grants	31,90,292
Final sanctioned grants	9,83,08,821

The transfers from one Budget head to another, without affecting the total Budget provision for the year amounted to Rs. 10,36,250.

11. Against the final grants for the year aggregating to Rs. 9,83,08,821 as stated above the actuals amounted to Rs. 8,60,06,843 leaving a unexpended balance of Rs. 1,23,01,978 at the close of the year. Of this a sum of Rs. 60,65,059 is being renewed for expenditure during 1954-55 against Rs. 48,51,304 in 1953-54 and the balance viz., Rs. 62,35,919 is being allowed to lapse as detailed in Appendix No. 4.

In Statement 'B' details of proposed renewals and savings will be found classified according to the nature of work.

12. The percentage of Establishment proper and of Labour to the total expenditure for 1953-54 and the previous year are given below :—

	Percentage to Total Expenditure during	
	1953-54	1952-53
	Rs.	Rs.
(1) Establishment proper including supervision	10.72%	11.16%
(2) Labour	11.39%	11.70%

LOAN FUNDS

13. The amount of new loan proposed in the Budget for 1953-54 was Rs. 450 lakhs. The same amount was retained in the revised estimates.

The loan of Rs. 2 Crores was raised from Government in two instalments of Re. 1 Crore each. The loan of Rs. 110 lakhs was raised by public subscription and Rs. 135 lakhs was raised in two instalments of Rs. 85 lakhs and Rs. 50 lakhs. The total amount actually raised to finance the Capital Expenditure including purchase of Plant and Machinery, Renewal of Surfaces of Roads for which no Renewal Fund exists and roads taken over from Ex-Trust, etc., was Rs. 4,65,42,239 as detailed in paragraph 5 above.

A loan of Rs. 2,79,14,500 was raised by public subscription out of the sanctioned loan of Rs. 350 lakhs for the year 1952-53, and the balance was allowed to lapse. Balance of the loan of Rs. 5 lakhs out of the loan of Rs. 450 lakhs for 1953-54 was also allowed to lapse.

LOAN WORKS EXPENDITURE

14. The opening balance on 1st April 1953 on account of Loan Funds but excluding the Trust Fund was Nil. Loans aggregating to Rs. 4,65,42,239 were raised during the year including the amount of Rs. 2,00,00,000 from Government. The total Loan Funds available for expenditure during the year were therefore Rs. 4,65,42,239. Out of this an amount of Rs. 5,56,785 has been reserved for purchase of Capital Stock, thus the net amount available for expenditure during the year was Rs. 4,59,85,454. The total expenditure incurred during the year amounted to Rs. 4,59,85,454 including Rs. 45,64,287 being the amount of repayment of an advance taken from Surplus Cash Balance. The expenditure of Rs. 2,30,349 incurred in excess of funds available was met out of an advance of an equivalent amount from the Surplus monies pending adjustment against the proceeds of the new Loan to be raised during 1954-55 as approved under Corporation Resolution No. 1525, dated the 11th March 1954.

15. The following statement contrasts the expenditure on Capital Works with the Budget and Revised Estimates during the last five years :—

Year	Loan and Trust Funds			Percentage by which actuals fell short of Budget Estimates	Percentage by which actuals fell short of Revised Estimates
	Budget Estimates	Revised Estimates	Actuals		
	Rs.	Rs.	Rs.	%	%
1949-50	4,27,99,565	2,71,34,279	1,90,17,308	56	30
1950-51	4,45,66,015	3,91,66,198	2,72,06,716	39	31
1951-52	5,72,13,481	5,25,97,837	2,84,62,281	50	46
1952-53	5,64,18,718	5,46,79,091	3,53,53,204	37	35
1953-54	5,14,89,299	6,33,55,464	4,12,55,750	20	35

The above figures do not include the amount on account of subvention, discount and other charges on the new loans and advances for purchases of Capital Stores, Stock and Purchases.

The Revised Estimates for 1953-54 adopted by the Corporation were Rs. 6,38,38,640 including Rs. 10,000 on account of subvention, Rs. 4,73,175 on account of charges for raising the new loan, and Rs. 2,96,769 on account of estimated expenditure under the Trust Fund but excluding Rs. 5,56,786 reserved for

Capital Stores Account Stock. The amount of Rs. 4,12,55,750 shown as the actual expenditure is arrived as follows:—

	Rs.
Expenditure as shown in the summary of Appendix No. 8 including expenditure under—	
• Trust Fund and credit on account of assets written of	4,02,46,714
Deduct—Expenditure for raising the New Loans	4,60,671
	3,97,86,043
Add—Assets written of	14,69,707
	Total ... 4,12,55,750

16. The following table gives the classification of all the Loan Works under distinctive groups for the purpose of apprising the distinctive character and value to the City in relation to the outlay, the allocation of outstanding debt as on 31st March 1954 and the debt charges involved during 1953-54:—

Particulars of City Services	Amount of loan outstanding on 31st March 1954	DEBT CHARGES FOR 1953-54				Total Debt Charges
		Debt Interest	Interest accrued but not paid	Sinking Fund and repayments	Bank Com. and Misc Loan charges	
	Rs.	Rs.	Rs.	Rs.	Rs.	Rs.
General Services	8,37,40,194	29,79,037	64,601	61,88,785	8,450	92,40,873
Self Supporting Services Water Works	15,49,96,324	50,54,616	63,572	61,60,521	17,820	1,12,96,529
Fire Brigade	9,05,259	59,768	3,393	1,50,961	214	2,14,336
Markets and Slaughter Houses	17,37,678	66,715	1,924	1,34,170	116	2,02,925
Total	15,76,39,261	51,81,099	68,889	64,45,652	18,150	1,17,13,790
Grand Total	24,13,79,455	81,60,136	1,33,490	1,26,34,437	26,600	2,09,54,663

SINKING FUND

17. From Appendix No. 10 it will be seen that the book value of investments of the Sinking funds as on 31st March 1954 amounted to Rs. 5,36,42,907 made up of Rs. 5,36,42,754 being the book value of securities and Rs. 153 in cash with the Imperial Bank of India. Valuing the Municipal and Improvement Trust Debentures at par, the market value of the Sinking Fund Investments held on 31st March 1954, comes to Rs. 5,36,94,054 as shown in Appendix No. 16A. This together with the amount of interest accrued upto 31st March 1954 viz., Rs. 2,38,841 and cash with the Imperial Bank of India of Rs. 153 brings the total amount of Sinking Fund to Rs. 5,39,33,048 and more than covers the amount viz., Rs. 5,13,79,525 to which the Sinking Fund accumulated upto 31st March 1954. The excess in the Sinking Fund Investments account was thus Rs. 25,53,523.

INVESTMENTS AND INVESTED BALANCES

18. The details of investments made during the year are as follows:—

	Amount.	Average No. of days.
	Rs.	
(1) Current Account Deposits	77,00,000	19.96
(2) Fixed Deposits	7,13,00,000	123.55
(3) Call Deposits	1,59,00,000	115.12
Total	9,49,00,000	258.64

The interest earned during the year amounted to Rs. 11,54,029 and the details are as follows:—

	Rs.
(1) On Current Account Deposits	4,059
(2) On Fixed Deposits	7,01,924
(3) On Call Deposits	1,40,909
(4) On Investments in Public Securities etc.	3,07,137
Total	11,54,029

The average rate of interest on Current Account Deposits was 0.96 per cent. as against 0.83 per cent. in the preceding year. The average rate of interest on Call Deposits was 2.81 per cent. as against 2.90 per cent. in the preceding year. The rate realized on Call Deposits ranged from 2 per cent. to 3½ per cent. The maximum rate realized on Call Deposits in the preceding year was 3 per cent. The average rate of interest on Fixed Deposits was 2.91 per cent. as against 3.07 per cent. in the preceding year. The rate realized on the fixed deposits ranged from 2½ per cent. to 3½ per cent. The maximum rate realised on Fixed Deposits in the preceding year was 3 3/8 per cent.

The average rate of interest on all deposits was 2.86 per cent. as against 2.95 per cent. in the preceding year.

RESERVE STOCK

19 The opening balance and the receipts of General Stores during the year as per books maintained in this office were Rs. 30,99,860 and Rs. 22,07,518 respectively and the issues amounted to Rs. 28,99,412. The closing balance of General Stores was, therefore, Rs. 24,07,966 i.e., less by Rs. 6,91,894 than the opening balance.

The balances of General serviceable Stores in charge of the Controller of Stores are compared below for the last five years :—

	Rs.
Balance at the close of 1949-50	18,38,214
Do. 1950-51	18,58,223
Do. 1951-52	22,91,946
Do. 1952-53	30,99,860
Do. 1953-54	24,07,966

The outstanding balance on 31st March, 1954 according to Controller of Stores is Rs. 10,10,137. The difference of Rs. 13,97,829 is due to adjustments in respect of stores etc., issued by the Controller of Stores to the departments not having been returned by them to this office in time for being adjusted in the accounts of 1953-54.

CAPITAL STORES

The opening balance of Rs. 70,31,095 together with receipts of capital stores during the year aggregate to Rs 1,04,85,962 and the issues to Rs. 17,14,649 thus resulting in an increase of Rs. 17,40,218 in the closing balance of capital stores viz., Rs. 87,71,313 compared with the opening balance.

DEPARTMENTAL STOCK VERIFICATION

20. Detailed verification of the Reserve Stores including Capital Stores at the Central Stores and the sub-depots at Foras Road and Bellasis Bridge Pipe Depot was carried out during the year as usual.

Verification of consumable stores, stationery, dead stock and plant and machinery etc., of all departments was carried out. During the year, visits were paid to 232 offices, ward chowkies, schools and sub-offices for verification of stores, dead stock and plant and machinery etc. In addition 179 offices, schools etc., were visited for scrutiny of proposals for writing off unserviceable articles in the Municipal departments. Visits were also paid to 356 offices in connection with scrutiny of audit replies, M.C.A.'s audit notes and other miscellaneous papers.

STREET IMPROVEMENTS

21. The provision made in the Revised Loan Works Budget for meeting claims on account of acquisition of set backs was Rs. 8,93,000 (excluding Rs. 50,000 earmarked for adding set back land to the roads) the expenditure being Rs. 5,30,459. This leaves a balance of Rs. 3,56,541. After deducting all ascertained time-barred claims the undischarged commitments upto 31st March 1954 in regard to set-backs already acquired and sanctioned to be acquired amount to Rs. 13,22,702 against which we have a provision of Rs. 9,10,000 (excluding Rs. 50,000 earmarked for adding set-back land to the roads) in the Budget for 1954-55. In addition to this, further liabilities may be expected on account of further acquisition of set-backs that will be sanctioned during 1954-55.

LEVELLING, METALLING, ETC., PRIVATE STREETS

22. The expenditure on the improvement of private streets is financed in the first instance from the Plant and Machinery Depreciation Fund pending recovery from the house-owners.

The following statement shows the figures of advance sanctioned, expenditure incurred and recoveries made during the last five years :—

Year:	Expenditure:			Total	Recoveries inclusive of interest and supervision charges.
	Actual expenditure on works	Supervision charges	Interest etc. Advance.		
	Rs.	Rs.	Rs.	Rs.	Rs.
1949-50	8,948		460	9,408	1,314
1950-51	1,55,302		2,370	1,57,672	1,746
1951-52	1,02,918		9,194	1,12,112	1,958
1952-53	78,568		11,153	89,721	3,979
1953-54	10,400		20,802	31,202	30,877

The amount outstanding on 1st April 1949 was Rs. 8,868. Adding Rs. 4,00,115 on account of expenditure incurred during the years 1949-50 to 1953-54 and deducting Rs 39,874 recovered during the same period the amount outstanding at the close of the year 1953-54 came to Rs. 3,69,109 (Vide Appendix No. 6).

IMPROVEMENT SCHEMES

GENERAL ACCOUNT

INCOME

23. The total income for the year amounted to Rs. 1,21,04,563 against Rs. 1,12,89,204 for the previous year showing a net increase of Rs. 8,15,359 *viz.*, increases in (i) Rent and other proceeds of properties Rs. 4,55,284 mainly due to recovery of arrears amounting to Rs. 2,40,183 from military authorities (ii) Contribution from Municipal Corporation Rs. 1,15,761 (iii) Receipts on account of Tobacco duty Rs. 2,58,383 counterbalanced by decreases in (1) Interest and Profits on investments Rs. 6,853, (2) Miscellaneous Receipts Rs. 7,216. A detailed comparison between the Budget Estimates and Actuals will be found in the Appendix No. 23.

EXPENDITURE

24. The total expenditure for the year aggregated to Rs. 1,21,14,213 as against Rs. 1,18,79,028 for the preceding year showing an increase of Rs. 2,35,185. This is made of increase of Rs. 2,08,609 under maintenance of properties and streets after taking into account Rs. 33,614 being the proportionate charges on account of cost of Management and establishment to be adjusted hereafter and excluding Rs. 82,716 already accounted for in the accounts of 1952-53 and increase of Rs. 26,576 under Debt Charges. The expenditure of Rs. 1,21,14,213 comprises expenditure of Rs. 44,98,858 (Rs. 45,47,960 plus Rs. 33,614 to be adjusted minus Rs. 82,716 already accounted for) under maintenance of properties and streets inclusive of the cost of management and establishment and of Rs. 76,15,355 under Debt Charges. Appendix No. 24 gives a comparison between the final grants and actuals for the year.

25. The net deficit for the year amounts to Rs. 9,650 as shown in Appendix No. 22.

LOANS

26. The loan liabilities at the beginning of the year stood at Rs. 15,33,59,648. No loan was raised during the year.

The repayment of loan during the year amounted to Rs. 7,09,413 which was repaid to Government on the basis of equated payments out of Revenue in respect of advances taken from them. The outstanding loan liabilities at the close of the year thus stood at Rs. 15,26,50,235.

Out of this, the amount outstanding on account of Government loans shown in Appendix No. 29 as Rs. 7,92,56,235 requires some explanation as the whole amount is not really due to Government. Out of the debentures held by Government, debentures are purchased every year for the purpose of Sinking Fund investments and the debentures thus held on 31st March 1954 amount to Rs. 4,47,00,000. The liability to Government on this account is, therefore only Rs. 3,45,56,235.

CAPITAL ACCOUNT

27. The opening balance on 1st April 1953 was Rs. 1,24,55,473. During the year under report, receipts on account of sale proceeds of lands and buildings amounted to Rs. 14,37,202. The total funds available were thus Rs. 1,38,92,675 as against this the expenditure incurred on works amounted to Rs. 29,39,385. The deficit in the General Account for the year amounted to Rs. 9,650 and was transferred to the Capital Account. The unspent balance at the close of the year stood at Rs. 1,09,43,640.

EXPENDITURE ON SCHEMES

28. The actual Expenditure incurred during the year on Schemes amounted to Rs. 29,39,385 as against the Revised Estimates of Rs. 89,05,600 (including Rs. 7,81,364 on account of Cost of Management and Establishment). The total expenditure on Schemes upto 31st March 1954 amounted to Rs. 20,65,77,945 of which Rs. 14,65,586 represent discount and other charges on loans.

SINKING FUNDS

29. The position of the Sinking Fund is shown below :—

Amount of Fund on 1st April 1953	Interest etc., realisations	Sinking Fund Instalment.	Deduct withdrawn for payment	Amount of Fund on 31st March 1954.
Rs.	Rs.	Rs.	Rs.	Rs.
4,92,30,611	22,12,958	5,70,495	Nil.	5,20,14,064

From Appendix No. 28, it will be seen that in the books of accounts, the Sinking Fund as on 31st March 1954 amounts to Rs. 5,20,14,064 of which Rs. 5,20,13,857 represent the book value of the securities and Rs. 207 in cash with the Imperial Bank of India. Valuing the Bombay Improvement Trust and Municipal Debenture at par, the market value of the Sinking Fund Investments held on 31st March 1954 comes to Rs. 5,21,54,383 as shown in Appendix No. 30. This together with the amount of interest accrued upto 31st March 1954 *viz.*, Rs. 1,14,360 and cash with the Imperial Bank of India *viz.*, Rs. 207 brings the total amount of Sinking Fund to Rs. 5,22,68,950 against Rs. 4,81,26,647, the amount to which the Sinking Fund should have accumulated upto 31st March 1954. The excess in the Sinking Fund Investment Account is thus Rs. 41,42,303.

The total amount of loans raised for Improvement Schemes and outstanding on 31st March 1954 comes to Rs. 15.27 lakhs. Out of this Rs. 3.17 lakhs are borrowed from Government, the repayment of which is arranged on the basis of half-yearly equated payments. The balance of Rs. 12.10 lakhs represents loans raised by issue of debentures. Out of this Rs. 4.76 lakhs are borrowed from Government and Rs. 7.34 lakhs from the public.

LIABILITIES AND ASSETS

30. The gross Capital liabilities of the Improvement Schemes stood at Rs. 15,74,08,725 at the close of the year and the assets at Rs. 27,99,39,341 including the book value of lands comprised in Schedules 'W' and 'X' resulting in a surplus of Rs. 12,25,30,616, the details whereof are shown in Appendix No. 25.

EDUCATION FUND

31. The total income for the year amounted to Rs. 1,42,43,051 (including Rs. 1,03,93,571 being the contribution from Budgets 'A' and 'D') against the Budget Estimate of Rs. 1,45,67,731 and the Revised Estimate of Rs. 1,41,30,791 showing a decrease of Rs. 3,24,680 on Budget Estimate and an increase of Rs. 1,12,260 over the revised estimate. The decrease of Rs. 3,24,680 is made up of a decrease of Rs. 4,06,460 in contribution from Budgets 'A' and 'D' and Rs. 28,502 in fees and fines in Municipal Schools counter-balanced by an increase of Rs. 61,550 in contribution from Government on account of arrears of grants on Expenditure on Sindhi Schools and Rs. 48,732 in other Miscellaneous Revenue. The details of income are shown in Appendix No. 32.

The final sanctioned grants amount in aggregate to Rs 1,55,70,142 as under :—	Rs.
Budget Grants	1,45,47,368
Unexpended grant for previous years renewed for expenditure	8,26,328
Additional Grants	1,96,446
Total	1,55,70,142

The total expenditure booked was Rs. 1,39,39,376 and the total unexpended grants amounted to Rs. 16,30,766. Out of this grants to be renewed in 1954-55 aggregate to Rs. 9,47,817 leaving a balance of Rs. 6,82,949 to be passed as savings as detailed in Appendix No. 33.

The assets and liabilities of the Education Fund are shown in Appendix No. 34. The liability on account of Provident Fund of the employees paid out of Education Fund as on 31st March 1954 was Rs. 1,47,39,841. This amount is invested along with that of other employees of the Corporation and is shown in Appendix No. 6 of Budget 'A' Accounts. The endowment Funds administered by the Corporation for Primary Education are given in Appendix No. 41A. Three more donations aggregating to Rs. 5,175 were received during the year under review.

The loan liability pertaining to Budget 'E' during the year remained unchanged at Rs. 10,00,000. The amount of Sinking Fund stood at Rs. 60,384 at the end of the year. The details are given in Appendix No. 38. The securities held in Sinking Fund are shown in Appendix No. 41. The opening balance on 1st April 1953 on account of Loan Funds was Rs. 8,37,104. No loan was raised during the year. The expenditure incurred during the year on Capital Works amounted to Rs. 6,35,495 leaving a balance of Rs. 2,01,609 to be carried forward for the ensuing year. An amount of Rs. 94,517 was received on Trust Fund Account during the year. This amount includes balances held in Budgets 'A' and 'D' and a donation of Rs. 8,000 received from Mukti Sangh, Santacruz for construction of a School Building. The expenditure booked during the year out of Trust Funds amounted to Rs. 64,002 leaving a balance of Rs. 30,515 at the close of the year. The details of Capital Expenditure are shown in Appendix No. 36.

The opening balance of the Education Fund at the beginning of the year was Rs. 7,76,511. The transactions for the year resulted in a surplus of Rs. 3,03,674. The balance at the close of the year amounted to Rs. 10,80,185. There is an increase of Rs. 5,129 in the amount reserved for meeting the revenue expenditure for 1953-54 and the previous year to be incurred during 1954-55 over that of the preceding year. Thus balance at the close of the year stood at Rs. 10,75,056. The net unencumbered Surplus Cash Balance of the Education Fund on 31st March 1954 amounted to Rs. 10,31,252 as under :—

Surplus Revenue Fund as per Appendix No. 31	Rs. 10,75,056
Less—Miscellaneous Advances	23,804
	10,51,252
Minimum required by law	20,000
Total	10,31,252

STANDARD BRANCH

32. The management control indices furnished below indicate the progress of implementation of Messrs. Ibcos's recommendations on the re-organization of this department :—

Period	Actual Staff	Standard Staff	Index
Reference prior to implementation
March 1951	338	231	68.4
March 1952	316	231	73.1
March 1953	308	231	75.0
March 1954	294	244	82.9
	282	244	86.5

Staff drawn in pool have been absorbed in the department in the vacancies that arose due to transfer to and vacant posts in Suburban Office and also due to resignations, retirement, etc.

During the year the Standard Officer of this Department continued to look after re-organisation of the Estate Agent and Land Manager's Department, in addition to his duties in this Department.

GENERAL REMARKS

(000 omitted)

City (Proper)

33. In the Budget Estimates for the year, the Income was estimated at Rs. 8,55,24 Expenditure at Rs. 9,00,29 and deficit at Rs. 45,05. On the basis of 8 months' actuals, the income was revised to Rs. 8,77,38 expenditure to Rs. 8,85,81 and deficit Rs. 8,43. The actual income realised was Rs. 8,78,15 (including transfer of Rs. 31,11 from B. E. S. T. Fund) and expenditure aggregated to Rs. 8,60,07 resulting in a surplus of Rs. 18,08.

The net increase of Rs. 22,91 in income compared with the original estimates comprises of gross increases amounting to Rs. 36,90 counterbalanced by decreases to the extent of Rs. 13,99. The main increases were under Town Duties Rs. 2,96, Interest on profit and investments of surplus loan and other balances Rs. 3,07, Miscellaneous Rs. 1,49, Water Works Rs. 15,13, Street Cleansing and Conservancy Rs. 1,74, Mechanical Rs. 1,74, Buildings Land Acquisition and Management Rs. 1,62, Licensing and Removal of Encroachments Rs. 4,88, Markets and Slaughter Houses Rs. 2,59 and minor increases under certain other heads Rs. 1,68.

The main decreases in income are under General Tax Rs. 6,75 Grant-in-aid in respect of fines for offences against the Law Rs. 2,18, Roads, S. W. Drains and Public Lighting Rs. 1,19, Contribution from Capital Funds to Revenue on account of loan works staff Rs. 3,03, and Miscellaneous decreases under certain other heads Rs. 84.

As regards expenditure, the final sanctioned grants (including Renewed grants etc.) aggregated to Rs. 9,83,09 against which the actual expenditure was Rs. 8,60,07 leaving an unexpended balance of Rs. 1,23,02 out of which a sum of Rs. 60,66 is being renewed for expenditure in 1954-55 providing only for such grants as could be possibly spent by 1st October next and the remaining amount of Rs. 62,36 allowed to lapse as saving.

The Expenditure for the year i.e., Rs. 8,60,07 compared with the previous year Rs. 8,22,86 shows a net increase of Rs. 37,21 i.e., gross increases Rs. 70,42 less decreases Rs. 33,21, the main increases being under Water Works Rs. 25,81, Public Health Rs. 4,68 Medical Relief and Education Rs. 5,57, Street Cleansing etc. Rs. 23,46, Buildings Rs. 3,01, Fire Brigade Rs. 3,11, Contribution to Budget 'B' Rs. 1,16, Contribution to Budget 'E' Rs. 2,89 and minor increases under certain other heads Rs. 73, the main decreases being General Supervision Rs. 3,55, Roads etc. Rs. 6,91, Dearness Allowance Rs. 17,28, Grant-in-aid Rs. 1,20, Cyclone damage Rs. 2,38 and under certain other heads Rs. 1,89.

The net unhypothecated surplus cash balance (including minimum required by Law) at the beginning of the year was Rs. 52,82. The transactions of the year resulted in a revenue surplus of Rs. 18,08. After adding the amounts of Rs. 45,64 and Rs. 5,57 on account of recoupment of Advances made for meeting Capital Expenditure and purchase of Capital Stores during 1952-53 respectively, the total amount available as surplus cash balance stood at Rs. 1,22,11.

The increase in the Surplus Cash Balance is mainly due to less expenditure of Rs. 25,74 and improvement in income of Rs. 76 over that estimated in the Revised Estimate. Further sums of Rs. 2,30 and Rs. 17,40 respectively have again been advanced for capital Expenditure and purchase of Capital Stores during the year under report i.e. 1953-54 which will be recouped on raising of a new loan in 1954-55. If this is taken into account as well as the increase in reservation of other advances the closing surplus cash balance at the end of the year works out to Rs. 95,80.

The expenditure estimated for the year on loan works as detailed in para. No. 15 was Rs. 5,14,89 revised Rs. 6,33,55 against which the actuals amounted to Rs. 4,12,56. Thus the actuals fell short of the Budget and Revised Estimates by 20 per cent. and 35 per cent. respectively.

The position regarding the Sinking Fund is satisfactory, as there is still an excess accumulation of Rs. 25,54 on 31st March 1954. In addition to this, a sum of Rs. 52,47 stands to the credit of the Net Premium Fund which is intended as a reserve for making good any deficit in the market value of Sinking Fund Investments.

Improvement Schemes.

The total income amounted to Rs. 1,21,04 and expenditure Rs. 1,21,14 resulting in a deficit of Rs. 10. The position of this Sinking Fund is also satisfactory, as there is still an excess accumulation of Rs. 41,42.

Education Fund

The income was Rs. 1,42,43 made up of Rs. 92,49 and Rs. 11,45 being contributions from Budgets 'A' and 'D' and Rs. 26,24 and Rs. 6,33 grants-in-aid from Government for the City and Suburbs and Rs. 5,92 Miscellaneous Receipts. The expenditure was Rs. 1,39,39 (City Rs. 1,21,16 and Suburbs Rs. 18,23).

General

The notable feature in the year under report is the Civic Exhibition organized by the Municipal Corporation from 5th February 1954 to 21st March 1954 with a view to making known to the public the various activities of the Municipality and for inculcating among the citizens a better sense of civic responsibility. The financial result of the venture cannot, however, be stated at this stage as the accounts are yet to be finalised.

During the year a Civic Journal was also started as an accredited organ of the Bombay Municipal Corporation (vide Corporation Resolution No. 661, dated the 24th September 1953) for the purpose of enlightening the citizens on various civic matters through this important medium of instruction and the same is gaining popularity day by day.

Though the result of the transactions during the year reveals a surplus as was the case last year and unlike the preceding three years, it cannot be said to be due to any substantial improvement in the finances of the Corporation. It is mainly due to the actual expenditure being less by Rs. 26 lakhs and the income being more by Rs. 1 lakh over the 8 monthly revised estimates.

A large number of amenities such as extension of medical relief, housing of Municipal staff, provision of adequate water supply, promotion of public health measures, opening of new playgrounds and recreation centres, etc. are still to be provided and the Corporation will require large funds therefor. The importance therefore, of exploring additional sources of revenue for meeting such eventualities in future needs no emphasis.

The present sources of revenue have already been tapped to the maximum limit leaving very little scope for further expansion. The need for exploring additional sources of revenue is, therefore, as great as before. Incidentally it may be stated that representations made to the State Government for financial assistance and supplementing the existing sources of income had to be kept pending till the Report of the Taxation Inquiry Commission appointed by the Central Government is out. In the meanwhile, steps are being taken to effect economy by all possible measures.

In conclusion I would like to add that the staff have done their duty with commendable zeal.

T. V. DORAISWAMY,
 Chief Accountant.

Statement A showing main items contributing to the increases and decreases in Income for 1953-54
(Actuals compared with Original Estimates) :—

Budget Head	Amount of Increase	Amount of Decrease	REMARKS
	Rs.	Rs.	
1 General Tax, Indirect Taxation and Miscellaneous Revenue—			
A.—General Tax	6,74,945		Main decrease under Tax from Government Rs. 3,34,213, From Port Trust Rs. 10,56,873 due to non-finalisation of assessment of B.P.T. properties for the quinquennium 1944-49 and from Improvement Schemes Properties Rs. 68,683, counterbalanced by increases under Tax from the Public, Rs. 3,98,437 and from Mills Rs. 3,86,307.
B.—Town Duties	2,96,373		Main increase is under Town Duties through Central Railway Rs. 89,374 and through Western Railway, Rs. 2,10,202, counterbalanced by decreases of Rs. 1,43,708 through Port Trust and Rs. 92,950 through Town Duty Department and also due to less refunds to the extent of Rs. 2,33,455 allowed during the year.
C.—Other Receipts—			
(b) Grant-in-aid in respect of Fines for offences against the law.		2,18,301	Due to decrease in number of cases resulting in reduced amount of fines levied.
(c) Interest and Profit on investments of surplus Loan and other balances.	3,06,979		Due to larger balances available for investments and increased rates of interest offered by the Banks.
(d) Interest and Profit on Plant and Machinery Depreciation Fund.	15,923		Due to more balances being available for investments.
(e) Miscellaneous	1,48,597		Mainly under Miscellaneous Receipts Rs. 1,44,127, Miscellaneous Fees Rs. 9,666, counterbalanced by decreases under Rent of Buildings and Lands Rs. 5,845.
2 Water Works and other Miscellaneous Water Works Revenue.	15,13,361		Mainly under Water Tax by measurement Rs. 13,92,628, Miscellaneous Receipts Rs. 1,69,533, compounded tax Rs. 1,67,548 counterbalanced by decrease of Rs. 2,43,012 under Tax on rateable value and Rs. 8,000 under fees for water connections.
5 Public Health Department	35,814		Mainly under Miscellaneous Receipts Rs. 18,156, Miscellaneous Fees Rs. 45,264 counterbalanced by decrease of Rs. 30,000 under receipts from M. G. M. O. Swimming Pool.
6 Medical Relief and Education	71,578		Main increase is made up of Rs. 29,755 under Receipts from Seth G. S. M. College, Rs. 13,616 under Interest on Hospital Fund, Rs. 43,816 under Receipts from M. G. Hospital, counterbalanced by decrease of Rs. 46,622 under grant-in-aid for T. N. Medical College.
7 Street Cleansing, Conservancy, Road Watering, etc.	1,74,427		Net increase is made up of Rs. 32,444 under Halalkhore Tax Rs. 1,41,983 under other Receipts.
8 Roads, S. W. Drains and Public Lighting—			
A.—Wheel Tax		92,013	Decrease under Wheel Tax for private conveyances (Rs. 1,45,738) counterbalanced by increase of Rs. 53,725 under Public Conveyances.
C.—Other Receipts—			
(a) Ground Rent	10,373		Due to recovery of arrears for previous year having been effected during this year.
(b) Miscellaneous		37,593	Mainly under Miscellaneous Receipts Rs. 51,855 and Rs. 3,713 under Miscellaneous Fees counterbalanced by increase of Rs. 17,975 under Rent of Buildings and Lands.
9 Mechanical	1,74,303		Mainly due to expansion of sludge gas service to private parties owing to extension of Dader Purification Works.
10 Buildings, Land Acquisition and Management.	1,62,298		Increase is made up of Rs. 1,08,481 under Sale Proceeds of Surplus land, Rs. 79,908 under Miscellaneous fees Receipts, counterbalanced by decreases of Rs. 2,900 under Rent of Buildings and Rs. 23,191 under Ground Rent.
11 Fire Brigade		17,435	Main decrease is made up of Rs. 14,746 under Fire Tax from Government, Rs. 44,798 from Port Trust, Rs. 4,065 from Improvement Schemes Properties and Miscellaneous Receipts Rs. 9,907 counterbalanced by increase of Rs. 39,056 from the Public, Rs. 17,022 from Mills.
12 Licensing, Removal of Encroachments on Public Streets, etc.	4,87,729		The net increase is made up of Rs. 1,77,005 under Licenses for dangerous and offensive trades, Rs. 12,872 under Licenses for squatters and Hawkers and fees for removal of encroachments, Rs. 1,658 under Miscellaneous Receipts Rs. 2,50,070 under fees for advertisements, Rs. 70,899 under Receipts from Theatre Tax, counterbalanced by decrease of Rs. 24,775 under Receipts from Administration of Shops and Establishment Act, due to acquittal and withdrawal of number of cases on account of amendment of Section 61 of Bombay Shops and Establishment Act 1948

Statement 'A' showing main items contributing to the increases and decreases in Income for 1953-54 (Actuals compared with Original Estimates) —

Budget Head	Amount of Increase	Amount of Decrease	REMARKS
	Rs.	Rs.	
13 Gardens and Open Spaces	...	51,196	Mainly under Rent of Buildings
14 Markets and Slaughter Houses	2,58,603	...	Net increase is made up of Rs. 26,947 under Stallage charges Rs. 49,581 under squatters fees, Rs. 27,632 under Fair Ground and Feeding Fees, Rs. 34,182 under Slaughter fees Rs. 1,15,191 under Miscellaneous Receipts, Rs. 2,250 under Cold Storage Fees, Rs. 12,785 under license fees from Private market owners counter-balanced by decrease of Rs. 9,965 under Rent of Buildings and Lands.
15 Contribution from Capital Funds to Revenue on account of Loan Works Staff	...	3,03,364	Due to less expenditure on Capital Works
16 Extra-ordinary Receipts	24,777	...	Due to larger amounts being available for investment in securities.
17 Rebate from Government on account of Collection of U. I. P. Tax in the City.	...	4,768	Due to less recoveries under U. I. P. Tax.
18 Transfer from B. E. S. & T. Fund	...	9,291	Due to less receipts than anticipated under Section 460 LL(1)(d) of the Bombay Municipal Corporation Act.

Summary of Increases and Decreases in Income compared with the Budget Estimates.

(000 Omitted)

		Increases	Decreases
	Rs.	Rs.	Rs.
General Tax—			
From Government	...— 3,34		
From Port Trust	...— 10,57		
From Improvement Schemes Properties	...— 69		
	— 14,60		
From Public	...+ 3,99		
From Mills	...+ 3,86		
	...+ 785		6,75
Town Duties		2,96	
Grant-in-aid of the fees for Land Conveyance etc.		61	
Grant-in-aid in respect of fines for offences against the law			2,18
Interest and Profit on investments of surplus loans and other balances		3,07	
Interest on Plant and Machinery Depreciation Fund		16	
Miscellaneous		1,49	
Municipal Journal		13	
Water Works		15,13	
Public Health		36	
Medical Relief and Education		72	
Street Cleansing and Conservancy		1,74	
Roads, S. W. Drains and Public Lighting			1,20
Mechanical		1,74	
Building Land Acquisition and Management		1,62	
Fire Brigade			18
Licensing and Removal of Encroachments		4,88	
Gardens and Open Spaces			51
Markets and Slaughter Houses		2,59	
Contribution from Capital Funds to Revenue on account of Loan Works Staff			3,03
Extra-ordinary Receipts		25	
Rebate from Government on account of Collection of Urban Immovable Property Tax.			5
Transfer from B. E. S. & T. Fund			9
Total		36,90	13,99
Gross Increases		36,90	
Gross Decreases			13,99
Net Increase		22,91	

Statement 'B' showing the analysis of amounts to be renewed for expenditure in 1954-55 and amounts of savings out of the grants for 1953-54 after allowing for renewal under different Service Heads.

(000 Omitted)

Budget Head.	Establishment, Supervisory and Labour.	Stores and Materials.	New Works, works from P.W.R., Special Repairs, etc.	Debt Charges.	Specific Items.	Miscellaneous.	Total.		Grand Total.
							A	B†	
	Rs.	Rs.	Rs.	Rs.	Rs.	Rs.	Rs.	Rs.	Rs.
I.—General Supervision, Collection of Revenue, etc.	A 6 B 136	...	38 29	2 21	...	*105 *73	1151	1279 ...
II.—Water Works	A 112 B 32	...	263 141	269 527	...	107 7	651	707 ...
III.—Contribution to Education Fund under Section 126(c) of the Bombay Municipal Corporation Act.	...	Shown	under XV	contribution	'C'
IV.—Education, Secondary	A 6 B 6	...	4	1 18	5	24 ...
V.—Public Health Department.	A 9 B 251	74 29	13 11	21 37	...	288 114	405	442 ...
VI.—Medical Relief & Education	A 73 B 177	170 18	304 61	3 133	...	557 176	1,107	565 ...
VII.—Street Cleansing and Conservancy, etc.	A 126 B 495	84 64	376 129	29 376	...	832 236	14,47	1300 ...
VIII.—Roads, S. W. Drains and Public Lighting	A 1 B 157	...	887 321	48 142	...	282 24	1,218	644 ...
IX.—Mechanical	A 1 B 12	...	64 7	...	26	19 7	84	52 ...
X.—Buildings, Land Acquisition and Management.	A 8 B 60	...	12 ...	21 9	...	21 Cr. 2	62	67 ...
XI.—Fire Brigade	A ... B 11	7 ...	32 6	3 33	...	8 7	50	57 ...
XII.—Licensing, Removal of Encroachment, etc.	A 13 B 64	...	3	8	8 11	14	83 ...
XIII.—Gardens and Open Spaces	A 2 B 3	...	80 9	...	2	24 1	106	15 ...
XIV.—Markets and Slaughter Houses.	A 1 B 34	7 9	118 6	1 28	...	25 13	152	90 ...
XV.—Contributions to	A ... B
(a) Budget 'B'	A ... B	212	212
(b) Budget 'D'	A ... B	85	85
(c) Budget 'E'	A ... B	1	1	...	530
XVI.—Miscellaneous—									
A.—Provident Fund, etc. including P.F. etc. under II, VII D, XI, XIV.	A ... B	25 171	...	25	171 ...
B.—U.I.P. Tax, etc.	A ... B	67 1	...	67	1 ...
C.—Dearness Allowance including D. A. under II VII, D, XI & XIV.	A ... B	30 870	...	30	870 ...
D.—Grants-in-aid to Public Institutions.	A ... B	422 6	...	422	6 ...
E.—Rent of Buildings	A ... B	68 36	...	68	36 ...
Damage caused by cyclone etc.	A ... B	1	...	1
Total A	242	342	21,94	398	613	22,77	60,66
Total B	14,58	120	720	13,42	19,11	685	62,36
Grand Total	17,00	462	29,14	17,40	25,24	29,62	1,23,02

* Proportion chargeable to Improvement Schemes Account has been deducted from this.

A—Renewals.

B—Savings.

† Inclusive of proportion chargeable to II water works XI Fire Brigade and XIV markets and slaughter houses.

APPENDICES

MUNICIPAL ACCOUNT.

- No. 1.—General Financial Statistics.
 No. 2.—Statement of Surplus Revenue Fund for 1953-54.
 No. 3.—Statement showing the Income realised during 1953-54 as compared with estimates for the year as also with the actuals for the preceding year.
 No. 4.—Statement showing the expenditure during 1953-54 as compared with the Final sanctioned grants.
 No. 4A.—Statement showing details of Expenditure incurred on New Works during the year ending 31st March 1954.
 No. 4B.—Statement showing details of Expenditure on works carried out from the amount transferred out of Post-War Reconstruction Fund.
 No. 5.—Balance Sheet (Revenue) as at 31st March 1954.
 No. 6.—Statement of Special Funds for 1953-54.
 No. 7.—Balance Sheet (Capital Funds) as at 31st March 1954.
 No. 8.—Block Account, showing details of Capital Expenditure upto 31st March 1954.
 No. 9.—Statement showing (1) the total amount of Municipal loans raised, (2) the expenditure incurred there against and (3) the invested balance of the loans on 31st March 1954.
 No. 10.—Statement showing the actual investment on account of the Sinking Fund of different Municipal Loans upto 31st March 1954 compared with the amounts which should have accumulated upto that date on the basis of the fixed instalments and the sums set aside as Sinking Fund as at 31st March 1954.
 No. 11.—Statement showing outstanding loans due by the Municipality, the interest outstanding on 1st April 1953 on the different loans, the amount payable for the year 1953-54, the amount paid by the Imperial Bank of India and in office during that year and the balances outstanding on 31st March 1954.
 No. 12.—Water Works, Income and Expenditure Account, including statement of Income realizations for 1953-54 and preceding 5 years from Water supply through meters.
 No. 12A.—Supplementary to No. 12 Statement showing the quantity of water by meter supplied during 1946-47 to 1953-54.
 No. 12A.—Water Works Assets and Liabilities.
 No. 13.—Markets and Slaughter Houses, Income and Expenditure Account for 1953-54.
 No. 14.—Municipal Printing Press, Income and Expenditure for the year 1953-54.
 No. 14A.—Statement of Advance of Accounts for 1953-54.
 No. 14B.—Statement of Advance Accounts out of Special Funds for 1953-54.
 No. 14C.—Statement of Deposit Accounts for 1953-54.
 No. 14D.—Statement of Reserve Stores Stock Accounts for 1953-54.
 No. 14E.—Statement of interest accrued but not paid in respect of the Municipal loans outstanding on 31st March 1954.
 No. 15.—Statement of amounts of receipts and expenditure respectively, credited and debited to the Municipal Fund during the year 1953-54 and the balance at the credit of the fund at the close of the year 1953-54 (i.e., 31st March 1954).
 No. 16.—Comparison of Face, Purchase and Market values at 31st March 1954 of the different securities held in the Special Funds.
 No. 16A.—Comparison of Face, Purchase and Market values at 31st March 1954 of the different securities held in the Sinking Funds.
 No. 16B.—Statement showing the amount of and the object for which the donations held under Public Monuments Maintenance Fund were received from different parties upto 31st March 1954.
 No. 16C.—Statement showing the amount of and the object for which the endowments held under Endowments Fund were received from different parties upto 31st March 1954.
 No. 17.—Statement of Town Duties collected and refunds allowed in 1953-54.
 No. 18.—Statement of the Income of the Bombay Municipality from 1932-33 to the close of the financial year 1953-54.
 No. 19.—Statement of the Expenditure of the Bombay Municipality from 1932-33 to the close of the financial year 1953-54.
 No. 20.—Contracted statement of Income and Expenditure from the year 1932-33 to the financial year 1953-54.

IMPROVEMENT SCHEMES ACCOUNT.

- No. 21.—General Financial Statistics.
 No. 22.—General Account for the year 1953-54.
 No. 23.—General Account for 1953-54—Details of Income.
 No. 24.—General Account for 1953-54—Details of Expenditure.
 No. 25.—Balance sheet (Capital Account) as at 31st March 1954.
 No. 26.—Block Account showing Capital Expenditure upto 31st March 1954.
 No. 27.—Statement showing scheduled lands as specified in the Schedules W to Z annexed to Act XIII of 1933.
 No. 28.—Statement showing the actual investments on account of the Sinking Fund of different Improvement Trust Loans upto 31st March 1954 compared with the amounts which should have accumulated upto that date on the basis of the fixed instalments and the sums set aside as Sinking Fund, as at 31st March 1954.
 No. 29.—Statement showing outstanding loans of the Bombay Improvement Trust due by the Municipality, the interest outstanding on 1st April 1953 on the different loans, the amount payable for the year 1953-54, the amount paid during the year and the balances outstanding on 31st March 1954.
 No. 30.—Comparison of Face, Purchase and Market values at 31st March 1954 of the different securities held in the Sinking Fund.

EDUCATION FUND.

- No. 31.—Revenue Account for the year ended 31st March 1954.
 No. 32.—Statement showing Net Receipts during the year 1952-53 from all sources as contrasted with the original and Revised Budget Estimates.
 No. 33.—Statement showing actuals as compared with the final sanctioned grants for 1953-54.
 No. 34.—Revenue Account Balance Sheet as at 31st March 1954.
 No. 35.—Capital Fund Balance Sheet as at 31st March 1954.
 No. 36.—Block Account showing details of Capital Expenditure upto 31st March 1954.
 No. 37.—Statement showing outstanding loan due by the Municipality, the interest outstanding on 1st April 1953 on different loans, the amount payable for the year 1953-54, the amount paid by the Imperial Bank of India and in office during that year and the balances outstanding on 31st March 1954.
 No. 38.—Statement showing the actual investment on account of the sinking Fund of different Education Loans upto 31st March 1954 compared with the amounts which should have accumulated upto that date on the basis of the fixed instalments and the sums set aside as Sinking Fund as at 31st March 1954.
 No. 39.—Statement of Advances for 1953-54.
 No. 39A.—Statement of Deposit Accounts for 1953-54.
 No. 39B.—Statement of interest accrued but not paid in respect of the Municipal loans outstanding on 31st March 1954.
 No. 40.—Statement showing the amounts of receipts and Expenditure respectively credited and debited on the Education Fund during the year 1953-54 and the balance at the credit of the fund at the close of the year 1953-54. (i.e., 31st March 1954.)
 No. 41.—Comparison of Face, Purchase and Market value at 31st March 1954 of the different securities held in the Sinking Funds.
 No. 41A.—Statement showing the amount of and object for which the endowments held under the Endowment Fund were received from different parties upto 31st March 1954.

APPENDIX No. 1

General Financial Statistics

	1949-50.	1950-51	1951-52.	1952-53.	1953-54.
<i>General.</i>					
1. Area of the City (acres)	16,761	16,761	16,761	16,761	16,761
2. Population ...	14,89,883 A } 27,71,282 B }	* 23,25,945	* 23,25,945	* 23,25,945	* 23,25,945
<i>Rates and Assessments.</i>					
3. Rateable value Rs.	20,17,48,106	20,35,42,407	21,00,54,130	21,99,08,994	23,43,85,349
4. Rateable value per head of population.	Rs. 135-6-7 A } 72-12-9 B }	*Rs. 87-8-11	*Rs. 90-4-11	*Rs. 94-8-8	Rs. 100-12-3
5. Properties registered in the Assessment Book	52,360	53,280	53,865	54,079	54,157
<i>Income.</i>					
	Rs.	Rs.	Rs.	Rs.	Rs.
	at 14 per cent.	at 14 per cent.	at 14 per cent.	at 17 per cent.	at 17 per cent.
6. General Tax ...	2,50,40,901	2,61,90,737	2,57,58,248	3,22,51,699	3,45,17,803
7. Income from other sources ...	4,54,41,227†	4,57,92,903††	5,13,92,466†††	5,23,30,076	5,32,97,062
Total Income Rs.	7,04,82,128	7,19,83,640	7,71,50,714	8,45,81,775	8,78,14,865
8. Incidence of Taxation per head ...	Rs. 38-5-1 A } Rs. 20-9-7 B }	Rs. 24-13-3	Rs. 26-6-2	Rs. 30-4-1	Rs. 31-8-10
<i>Loans.</i>					
	Rs.	Rs.	Rs.	Rs.	Rs.
9. Debt outstanding ...	13,05,85,993	15,17,18,690	17,38,54,303	20,08,83,204	24,13,79,455
10. Redemption and Sinking Funds in hand or invested ...	3,90,70,382	3,73,87,594	4,24,22,631	4,52,15,739	5,36,42,907
11. Net Loan Debt ...	9,15,15,611	11,43,30,696	13,14,31,672	15,56,67,465	18,77,36,548
12. Net Debt per head of population ...	Rs. 61-6-9 A } Rs. 33-0-4 B }	Rs. 49-2-5	Rs. 56-8-1	Rs. 66-14-9	Rs. 80-11-5
<i>Expenditure.</i>					
	Rs.	Rs.	Rs.	Rs.	Rs.
13. Water Works—Maintenance ...	39,12,384	37,79,918	38,87,841	41,06,288	46,48,984
Debt Charges ...	60,18,011	66,57,676	79,86,078	92,42,142	1,12,96,529
14. Primary Education ...	97,00,196	1,02,14,754	1,13,00,121	89,59,064	92,48,465
15. Medical Relief ...	54,94,644	63,36,012	71,09,192	78,65,585	74,98,754
16. Other City services ...	3,67,75,439	3,94,66,563	4,07,51,554	4,22,07,879	4,36,53,457
17. Works out of P.W.R. Fund ...	19,57,719	10,90,324	5,04,689	2,97,972	2,520
18. Debt Charges—excluding Water Works...	71,63,885	72,87,488	77,40,450	96,06,731	96,58,134
Total Expenditure Rs. ...	7,10,22,278	7,48,32,735	7,92,79,925	8,22,85,661	8,60,06,843

* As per Census 1951.

A—As per Census.

B—As per Rationing Authority.

† Includes transfer of Rs. 19,69,564 from P.W.R. Fund.

†† Includes transfer of Rs. 7,75,700 from P.W.R. Fund.

††† Includes transfer of Rs. 7,29,946 from P.W.R. Fund.

T. V. DORAISWAMY,
Chief Accountant.V. L. GIDWANI,
Municipal Commissioner.

APPENDIX No. 2

Revenue Account for the year ended 31st March 1954

Particulars	Total	Particulars	Total
	Rs. a. p.		Rs. a. p.
To Revenue Expenditure as per Appendix No. 4	8,60,06,842 8 11	By Revenue Receipts as per Appendix No. 3	8,78,14,864 14 11
.. Balance being Surplus for the year	18,08,022 6 0		8,78,14,864 14 11
	8,78,14,864 14 11		
To Contribution towards Improvement Schemes during 1954-55	41,05,766 0 0	By Surplus Revenue Fund as at 1st April 1953	1,79,27,789 10 2
.. Revenue Expenditure to be incurred in 1954-55 and provided for as renewed grants	60,66,059 0 0	.. Surplus for the year	18,08,022 6 0
	1,01,71,825 0 0	.. Revenue of previous year renewed for payment of contribution towards Improvement Schemes during 1953-54	39,11,482 0 0
.. Balance being Surplus Revenue Fund as at 31st March 1954 as per Appendix No. 5	1,83,36,773 0 2	.. Revenue of previous years reserved for the year 1953-54	48,61,304 0 0
	2,85,08,598 0 2		87,72,786 0 0
			2,85,08,598 0 2

T. V. DORAISWAMY,
Chief Accountant.

V. L. GIDWANI,
Municipal Commissioner.

Appendix No. 3

INCOME

Statement showing the Net Receipts during the Financial Year 1953-54 from all sources
as contrasted with the Original and Revised Budget Estimates

Particulars.	Budget Estimate for 1953-54. 2	Revised Estimate for 1953-54. 3	Actuals for 1953-54. 4	Actuals for 1952-53. 5	Compared with Budget Estimate.		Compared with Revised Estimate.	
					+ Increase - Decrease. 6	+ Increase - Decrease. 7		
	Rs.	Rs.	Rs.	Rs.	Rs.	Rs.	Rs.	
1.—General Tax, Indirect Taxation and Miscellaneous Revenue.								
A.—General Tax at 17 percent.—	2,88,12,762	3,01,79,309	2,92,11,199	2,70,58,520	+ 3,98,437	— 9,68,110		
(1) From the Public	6,41,658	6,41,658	3,07,445	2,83,275	— 3,34,213	— 3,34,213		
(2) From Government	24,17,755	13,62,637	13,61,882	13,60,882	— 10,56,873	— 1,755		
(3) From Port Trust	5,74,646	5,75,142	5,05,963	6,41,196	— 68,683	— 69,179		
(4) For Improvement Schemes Properties	21,45,729	24,44,933	25,32,036	23,02,626	+ 3,86,307	+ 87,103		
(5) From Mills	3,42,721	3,42,721	3,42,722	3,42,722	+ 1	+ 1		
(6) From Central Railway	2,57,477	2,57,477	2,57,556	2,57,478	+ 79	+ 79		
(7) From Western Railway								
	3,51,92,748	3,58,03,877	3,45,17,803	3,22,51,699	— 6,74,945	— 12,86,074		
B.—Town Duties—								
(1) Through Port Trust	35,00,000	30,00,000	33,56,292	27,21,758	— 1,43,708	+ 3,56,292		
(2) Through Central Railway	35,00,000	39,00,000	35,81,374	40,91,076	+ 89,374	— 3,10,626		
(3) Through Western Railway	15,00,000	15,00,000	17,10,202	14,96,657	+ 2,10,202	+ 2,10,202		
(4) Through T.D. Deptt.	7,00,000	6,00,000	6,07,050	7,02,131	— 92,950	+ 7,150		
	92,00,000	91,00,000	a 92,62,918	90,11,622	+ 62,918	+ 2,62,918		
Deduct—Refunds and Commission charges	22,00,000	22,00,000	b 19,65,545	20,19,274	— 2,33,455	— 2,33,455		
	70,00,000	69,00,000	72,97,373	69,92,348	+ 2,96,373	+ 4,96,373		
C.—Other Receipts—								
(a) Grant-in-aid of the fees for Land, Conveyance, Music etc, Licences	8,000	9,700	13,660	9,506	+ 5,660	+ 3,960		
(b) Grant-in-aid in respect of fines for offences against the Law	5,00,000	3,50,000	2,81,699	3,06,728	— 2,18,301	— 68,301		
(c) Interest and Profit on Investments of Surplus Loan and other Balances	7,00,000	9,50,000	10,06,979	9,52,704	+ 3,06,979	+ 56,979		
(d) Interest and Profit on Plant and Machinery Depreciation Fund	1,50,000	1,50,000	1,65,523	1,43,489	+ 15,923	+ 15,923		
(a) Miscellaneous								
(1) Contribution from Municipal servant to wards Pension etc., Fund	16,000	16,000	16,649	16,619	+ 649	+ 649		
(2) Miscellaneous receipts	1,20,000	2,93,000	2,64,127	2,93,769	+ 1,44,127	— 25,873		
(3) Miscellaneous fees	25,000	30,000	34,666	31,046	+ 9,666	+ 4,666		
(4) Rent of buildings and lands	93,960	1,00,000	93,115	1,03,492	+ 5,845	— 6,885		
	2,59,960	4,36,000	4,03,557	4,44,425	+ 4,48,597	— 27,443		
(f) Receipts on account of Municipal Journal								
(1) Advertisement	...	30,000	13,208	...	+ 13,208	— 16,792		
(2) Sale of Municipal Journal		
	...	30,000	13,208	...	+ 13,208	— 16,792		
	76,7960	19,25,700	18,90,026	18,56,653	+ 2,72,066	— 35,674		
	4,38,10,788	4,45,29,577	4,37,04,202	4,11,00,900	— 1,06,506	— 8,25,375		
2.—Water Works.—Water Tax and other Miscellaneous Water Works Revenue—								
A.—Water tax—								
(1) On Ratable Value at 3½ percent	57,65,000	57,87,246	55,21,988	53,55,696	— 2,43,012	— 2,65,258		
(2) By Measurement per 1,000 gallons	1,05,23,000	1,14,10,530	1,19,15,628	1,17,45,434	+ 13,92,628	+ 5,05,498		
(3) Compounded Tax	4,59,978	5,56,294	6,27,526	4,89,471	+ 1,67,548	+ 71,232		
	1,67,47,978	1,77,54,070	1,80,65,142	1,75,90,001	+ 13,17,164	+ 3,11,072		
B.—Other Receipts—								
(1) Rent of Water Meters	1,15,987	1,36,389	1,40,669	1,25,375	+ 24,682	+ 4,280		
(2) Rent of Buildings and Lands	20,000	25,800	29,982	29,925	+ 9,982	+ 4,182		
(3) Miscellaneous Receipts	86,550	1,63,000	2,56,083	1,60,638	+ 1,69,533	+ 96,083		
(4) Fees for Water connections	1,20,000	1,20,000	1,12,000	1,08,213	— 8,000	— 8,000		
	3,42,537	4,45,189	5,38,734	4,23,851	+ 1,96,197	+ 96,545		
	1,70,93,515	1,81,96,259	1,86,03,876	1,80,13,552	+ 15,13,361	+ 4,07,617		
3.—Education (Primary).								
Contribution from Government	Show	in Budget E	...	4,87,386		
Miscellaneous receipts	4,87,386		
4.—Education (Secondary).								
A.—Miscellaneous—								
(1) Miscellaneous Receipts	2,000	3,000	1,738	3,959	— 262	— 1,262		
5.—Public Health Department.								
A.—Interest realised on Donations	75	75	75	75		
B.—Miscellaneous—								
(1) Miscellaneous receipts	12,000	12,500	30,156	27,102	+ 18,156	+ 17,656		
(2) Miscellaneous fees	1,80,000	1,81,600	1,85,264	1,44,744	+ 45,264	+ 3,664		
(3) Rent of Buildings and Lands	94,000	88,900	98,632	97,448	+ 4,632	+ 9,732		
(4) Sale of rights	785	1,500	1,440	785	+ 655	— 60		
(5) Receipts from the Mahatma Gandhi Memorial Olympic Swimming Pool	30,000	20,000	— 30,000	— 20,000		
	2,76,785	3,04,500	3,15,492	2,70,079	+ 38,707	+ 10,992		
C.—Grant-in-aid from Government for the duty free supply of Spirituous Medical Preparations for the use of Hospitals and Dispensaries	6,000	2,900	2,927	6,796	— 3,073	+ 27		
D.—Tax on Dogs	41,000	42,700	41,180	43,720	+ 180	— 1,520		
	3,23,860	3,50,175	3,59,674	3,20,670	+ 35,814	+ 9,499		
Carried forward Rs.	6,12,27,083	6,31,79,011	6,26,69,490	5,99,26,667	+ 1,42,407	— 4,09,521		

(a) These are net receipts after deducting Commission charges amounting to Rs. 2,39,459.

(b) This is exclusive of Commission charges amounting to Rs. 2,39,459.

Appendix No. 3—(Contd.)

INCOME

Statement showing the Net Receipts during the Financial year 1953-54 from all sources as contrasted with the Original and Revised Budget Estimates

Particulars.	Budget Estimate for 1953-54.	Revised Estimate for 1953-54.	Actuals for 1953-54.	Actuals for 1952-53.	Compared with Budget Estimate.		Compared with Revised Estimate.	
					+ Increase - Decrease	+ Increase - Decrease		
	Rs.	Rs.	Rs.	Rs.	Rs.	Rs.	Rs.	
Brought over ...	6,12,27,083	6,30,79,011	6,26,69,490	5,99,26,667	+ 14,32,407	- 4,09,521		
6.—Medical Relief and Education.	4,300	6,000	7,124	4,118	+ 2,824	+ 1,124		
A.—Interest realised on donations from the Public								
B.—Miscellaneous—	8,000	8,500	14,104	8,403	+ 6,104	+ 3,604		
(1) Miscellaneous receipts	9,000	9,000	7,019	8,839	+ 1,981	+ 1,581		
(2) Miscellaneous fees	2,700	3,700	3,916	3,475	+ 1,216	+ 216		
(3) Rent of Buildings and Lands								
	19,700	21,200	23,039	20,719	+ 5,339	+ 3,839		
C.—Receipts from Gordhandas Sunderdas Medical College	1,82,980	1,94,137	2,12,335	1,98,442	+ 23,753	+ 18,198		
D.—Receipts from King Edward Memorial Hospital	17,900	21,060	21,052	19,779	+ 3,152	- 8		
E.—Interest realised on Hospital Fund (for Veneral Ward at King Edward Memorial Hospital)	43,000	55,000	58,616	52,077	+ 13,616	+ 3,616		
F.—Interest on K. E. M. Hospital and G. S. Medical College Equipment Fund	6,000	6,500	7,078	6,360	+ 1,078	+ 578		
FF.—Interest realised on the Donation from the Establishment of Blood Bank at K. E. M. Hospital	1,158	1,158	8,130		+ 6,972	+ 6,972		
G.—Grant-in-aid from Government in respect of Excise Duty etc., for spirituous articles	10,000	30,000	18,511	32,888	+ 8,511	+ 13,489		
H.—Receipts from—								
(a) The Topiwala National Medical College	1,21,250	1,28,256	1,21,322	1,13,862	+ 2,928	+ 8,934		
(b) Nair Hospital Dental College	68,175	71,290	73,226	63,015	+ 5,051	+ 1,936		
(c) Bai Yamunabai L. Nair Hospital	7,300	8,768	10,314	11,014	+ 3,014	+ 1,516		
(d) Grant-in-aid from Government for the T.N.M. College	2,65,000	2,57,920	2,18,378	2,18,631	+ 46,622	+ 39,542		
	4,61,725	4,66,234	4,23,240	4,06,522	+ 41,483	+ 42,994		
I.—Receipts from M. G. H. Sion	77,290	86,975	1,21,106	1,04,373	+ 43,816	+ 34,131		
	8,23,653	8,88,264	9,00,231	8,45,073	+ 71,578	+ 11,967		
7.—Street Cleansing and Conservancy, Road Watering and Halalkhore services.								
A.—Halalkhore Tax—at 3 per cent.								
(1) On Ratable Value	58,68,000	61,09,733	59,10,664	57,31,057	+ 42,664	+ 1,99,069		
(2) For Special Service	3,74,830	4,01,188	3,64,610	3,89,383	+ 10,220	+ 36,578		
	62,42,830	65,10,921	62,75,274	61,20,440	+ 32,444	+ 2,35,617		
B.—Other Receipt								
(1) Sale of Rights	50,000	63,000	70,408	74,913	+ 21,408	+ 2,408		
(2) Miscellaneous receipts	20,000	37,500	79,886	33,432	+ 59,886	+ 42,386		
(3) Miscellaneous fees	32,000	40,000	94,169	37,266	+ 42,169	+ 54,169		
(4) Rent of Buildings and Lands	12,000	21,500	31,520	36,405	+ 19,520	+ 10,020		
	1,34,000	1,67,000	2,75,983	1,82,016	+ 1,41,983	+ 1,08,983		
	63,76,830	66,77,921	65,51,257	63,02,456	+ 1,74,427	+ 1,26,664		
8.—Roads, S. W. Drains and Public Lighting.								
A.—Wheel Tax								
(1) Private conveyances	40,00,000	38,38,290	33,54,262	38,51,076	+ 1,45,738	+ 15,972		
(2) Public conveyances	2,05,000	2,05,000	2,58,725	2,32,167	+ 53,725	+ 53,725		
	42,05,000	41,43,290	41,12,937	40,83,243	+ 92,013	+ 69,697		
B.—Contribution from Government in lieu of Tolls	25,000	25,000	25,000	25,000				
C.—Other Receipts—								
(a) Ground Rent—								
(1) From Private Parties	23,000	34,190	33,373	37,486	+ 10,373	+ 817		
(b) Miscellaneous—								
(1) Miscellaneous receipts	3,20,000	3,20,000	2,68,143	3,20,262	+ 51,855	+ 51,855		
(2) Miscellaneous fees	1,01,000	1,10,000	96,287	1,10,184	+ 3,713	+ 13,713		
(3) Rent of Buildings and Lands	99,450	1,01,290	1,17,425	1,35,027	+ 17,975	+ 16,135		
	5,19,450	5,31,290	4,81,857	5,65,473	+ 37,593	+ 49,433		
(a) Interest realised on donations	2,000	2,000	1,902	1,882		+ 98		
	47,74,450	46,35,770	46,55,119	47,13,084	+ 1,19,331	+ 19,349		
9.—Mechanical.								
A.—Miscellaneous—								
(1) Miscellaneous receipts	1,13,150	2,04,866	2,87,453	1,96,238	+ 1,74,303	+ 82,587		
10.—Buildings, Land Acquisition and Management.								
A.—Sale proceeds of Surplus Land	1,50,000	1,50,000	2,58,481	4,12,758	+ 1,08,481	+ 1,08,481		
B.—Other Receipts—								
(a) Rent of Buildings	43,310	42,030	40,410	48,284	- 2,900	- 1,620		
(b) Ground Rent	2,71,220	2,64,930	2,48,029	2,24,156	- 23,191	- 16,901		
(c) Miscellaneous—								
(1) Miscellaneous Receipts	10,000	23,000	11,864	23,831	+ 1,864	+ 13,636		
(2) Miscellaneous Fees	4,40,030	4,80,000	5,18,544	3,82,969	+ 78,544	+ 38,544		
	4,50,030	5,03,000	5,29,968	4,06,800	+ 79,918	+ 24,908		
	9,14,530	9,61,960	10,76,828	10,21,998	+ 1,62,298	+ 1,14,868		
Carried forward Rs.	7,42,34,696	7,64,47,792	7,61,40,378	7,30,75,518	+ 19,05,682	+ 3,07,414		

Appendix No. 3—(Concl'd.)

INCOME

Statement showing the Net Receipts during the financial year 1953-54 from all sources as contrasted with the Original and Revised Budget Estimates

Particulars.	Budget	Revised	Actuals for	Actuals for	Compared	Compared
	Estimate for 1953-54. 2	Estimate for 1953-54. 3	1953-54. 4	1952-53. 5	+ Increase - Decrease 6	+ Increase - Decrease 7
	Rs.	Rs.	Rs.	Rs.	Rs.	Rs.
Brought over	7,42,34,696	7,64,47,792	7,61,40,378	7,30,75,558	+19,05,662	-3,07,414
11.—Fire Brigade.						
A.—Fire Tax at $\frac{3}{4}$ per cent.—						
(1) From the Public	12,71,238	13,31,531	13,10,294	11,90,821	+39,056	-21,237
(2) From Government	28,310	28,310	13,564	74,266	-14,746	-14,746
(3) From Port Trust	1,06,673	61,875	61,875	61,875	-44,798	...
(4) For Improvement Schemes Properties	25,354	25,376	21,289	30,801	-4,055	-4,087
(5) From Mills	94,671	1,07,872	1,11,693	1,01,864	+17,022	+3,821
(6) From Central Railway	15,121	15,121	15,121	15,121
(7) From Western Railway	11,360	11,360	11,363	11,360	+3	+3
	15,52,727	15,81,445	15,45,199	14,86,108	-7,528	-36,246
B.—Other Receipts						
(1) Miscellaneous receipts	25,000	28,500	15,093	48,364	-9,907	-13,407
	15,77,727	16,09,945	15,60,292	15,34,472	-17,435	-49,653
12.—Licensing, Removal of Encroachments on Public Streets, administration of Shops & Est. Act 1948 and Theatre Tax						
A.—Licence for Dangerous and Offensive Trades	9,03,000	10,00,000	10,77,005	11,21,553	+1,77,005	+77,005
B.—Removal of encroachment on Public Streets—						
(a) Licences for Squatters and Hawkers and fees for Removal of Encroachments	5,60,000	5,60,000	5,72,872	5,91,303	+12,872	+12,872
C.—Receipts from the administration of Shops and Establishment Act—						
(a) Grant-in-aid from Government for the Administration of Shops and Establishment Act of 1948	1,10,000	85,415	85,170	79,862	-23,830	+755
(b) Registration etc., fees	15,000	12,000	13,531	15,564	-1,499	+1,501
(c) Miscellaneous Receipts	1,000	1,400	1,554	1,632	+554	+154
	1,26,000	98,815	1,01,225	97,058	-24,775	+2,410
D.—Miscellaneous—						
(1) Miscellaneous receipts	1,000	2,700	2,658	2,976	+1,658	-42
(2) Fees for Advertisements	2,50,000	2,50,000	5,00,070	2,87,322	+2,50,070	+2,50,070
	2,51,000	2,52,700	5,02,728	2,90,298	+2,51,728	+2,50,028
E.—Receipts from the Theatre Tax	4,20,000	4,20,000	4,90,899	6,89,366	+70,899	+70,899
	22,57,000	23,31,515	27,44,729	27,89,578	+4,87,729	+4,13,214
13.—Gardens and Open Spaces.						
A.—Miscellaneous—						
(1) Miscellaneous receipts	4,500	7,000	8,466	6,348	+3,966	+1,466
(2) Rent of Buildings and Lands	1,17,000	1,17,000	61,838	92,681	-55,162	-55,162
(3) Vegetable Fruit and Flower show
	1,21,500	1,24,000	70,304	99,029	-51,196	-53,696
14.—Markets and Slaughter Houses.						
A.—Miscellaneous—						
(1) Stallage charges	10,50,000	10,50,000	10,76,947	10,90,895	+26,947	+26,917
(2) Squatters, fees	8,10,000	8,45,000	8,59,581	8,70,282	+49,581	+14,581
(3) Fair ground and feeding fees	3,10,000	3,30,184	3,37,632	3,30,184	+27,632	+7,448
(4) Slaughter fees	5,70,000	5,70,000	6,04,182	5,78,527	+34,182	+34,82
(5) Miscellaneous receipts	4,60,000	5,42,000	5,75,191	5,83,983	+1,15,191	+33,191
(6) Rent of Buildings and Lands	45,000	35,000	35,035	33,950	-9,965	+35
(7) Cold Storage fees	50,000	54,000	52,250	52,882	+2,250	-1,750
(8) License fees from Private Markets Owners	78,000	83,400	90,785	68,105	+12,785	+7,385
	33,73,000	35,09,584	36,31,603	36,08,808	+2,58,603	+1,22,019
15.—Contribution from Capital Funds to Revenue on account of Loan Works Staff...	5,00,000	2,60,000	1,96,636	2,20,548	-3,03,364	-63,364
16.—Extraordinary Receipts.						
(a) Interest on Net Premia Fund and Excess Interest on Sinking Fund	1,60,000	1,60,000	1,84,777	1,54,184	+24,777	+24,777
17.—Rebate from Government on account of Collection of the Urban Immovable Property Tax in the City.	1,80,000	1,80,000	1,75,232	2,23,956	-4,768	-4,768
18.—Transfers from the B. E. S. & T. Fund.						
(a) Under section 460 K.K. (2) (b) of the Municipal Act	31,00,000	31,00,000	31,00,000	28,00,000
(b) Under section 460 L.L. (1) (d) of the Municipal Act	20,205	15,500	10,914	75,682	-9,291	-4,586
	31,20,205	31,15,500	31,10,914	28,75,682	-9,291	-4,586
Total Income	8,55,24,128	8,77,38,336	8,78,14,865	8,45,81,775	+22,90,737	+76,529

T. V. DORAISWAMY,
Chief Accountant.

V. L. GIDWANI,
Municipal Commissioner.

Appendix No. 4
EXPENDITURE

Statement showing the Actuals as compared with the Final Grants for 1953-54.

Particulars.	Final grants sanctioned for expenditure during 1953-54.	Actuals for 1953-54.	FINAL GRANTS COMPARED WITH THE ACTUALS		Actuals for 1952-53.
			Amount required to be renewed in 1954-55	Savings.	
1	2	3	4	5	6
I.—General Supervision, Collection of Revenue, etc.	Rs.	Rs.	Rs.	Rs.	Rs.
A.—General Superintendence					
(a) Corporation and Standing Committee	4,15,463	3,89,138	19,426	6,899	3,35,520
(b) Chief Auditor's Establishment	1,64,092	1,40,142	89	23,861	1,45,107
(c) Municipal Commissioner's Personal and General Office	3,52,780	3,11,749	27,952	13,079	3,08,229
(d) Aud't and Accounts Estt.	6,56,542	6,09,943	5,082	41,517	6,45,180
(e) Labour Officer's Establishment	23,882	21,862	393	1,627	22,052
(f) Ward Officer's Establishment	34,117	28,945	45	5,127	25,421
(g) Municipal Journal	37,000	17,790	10,000	9,210	
	16,83,876	15,19,569	62,987	1,01,320	14,81,509
B.—Collection of Revenue—					
(a) Property and Wheel Tax Establishment	10,88,055	10,03,687	11,173	73,195	11,03,792
(b) Town Duty Establishment	3,23,061	2,91,749	3,175	28,137	2,75,103
	14,11,116	12,95,436	14,348	1,01,332	13,78,895
C.—Upkeep of Municipal Head Office	1,27,009	74,870	27,119	25,020	1,00,574
D.—General Stores	1,68,159	1,53,685	11,044	3,430	1,59,429
E.—Miscellaneous Charges	3,88,222	3,19,562	40,747	27,913	3,11,762
F.—Election Expenses	40,105	7,513	12	32,580	4,06,638
G.—New Works	22,635	21,095	150	1,390	9,173
H.—Debt Charges	1,61,270	1,38,814	1,685	20,771	1,12,863
	40,02,392	35,30,544	1,58,092	3,13,756	39,60,839
Deduct—Proportion of General Superintendence chargeable to Water Works, Fire Brigade, Markets and Improvement Schemes Account and Education Fund Account	10,13,109	9,14,200	31,055	67,854	9,89,684
	29,89,283	26,16,344	1,27,037	2,45,902	29,71,155
II.—Water Works.					
A.—Maintenance	31,69,587	26,77,264	3,29,433	1,62,890	23,25,058
B.—Income Tax on income derived by the Municipality for supply of water to areas outside Municipal Jurisdiction	1,83,041	1,83,039	...	2	22,831
C.—Provident Fund and Pension etc., charges	2,63,000	2,23,158	500	39,342	2,30,683
D.—Proportion of General Supervision and Collection of Revenue etc.	5,99,970	5,51,271	19,190	29,509	6,04,351
E.—Dearness Allowance	9,56,963	9,50,031	6,000	932	9,04,067
F.—New Works	1,34,131	64,221	52,054	17,856	19,298
—Works to be carried out from the amount transferred out of the P.W.R. Fund	1,20,92,517	1,12,96,529	2,69,573	5,26,415	92,42,142
G.—Debt Charges					
	1,73,99,209	1,59,45,513	6,76,750	7,76,946	1,33,64,981
III.—Education (Primary).		Shown	under	XV(c).	
IV.—Education (Secondary).					
A.—Victoria and Albert Museum	38,424	2,9272	3,655	5,497	25,810
B.—Municipal Free Reading Rooms and Libraries	66,540	46,537	1,110	18,893	50,949
C.—Debt Charges	1,181	1,175	...	6	1,176
	1,06,145	76,984	4,763	24,396	77,935
V.—Public Health Department.					
A.—General Superintendence—					
(a) General Supervision	10,64,055	9,33,226	13,810	1,17,019	8,79,963
(b) Epidemics	5,10,596	3,24,882	63,845	1,21,869	3,27,442
(c) Vaccination	2,30,308	1,47,631	58,296	24,381	1,36,819
(d) Malaria	3,48,302	2,73,898	18,948	55,456	2,91,187
(e) Miscellaneous	3,60,653	2,99,301	27,475	33,877	2,73,276
(f) Propoganda for Public Health	85,656	68,815	11,748	5,093	71,636
(g) Licensing of Dogs	36,085	29,376	2,180	4,529	29,890
	26,35,655	20,77,129	1,96,302	3,62,224	20,10,213
B.—Supply of Milk to undernourished needy Children attending Municipal Schools	8,99,214	7,23,576	1,52,064	23,574	5,02,100
C.—New Works	14,680	5,190	5,334	4,156	3,258
D.—Debt Charges	8,56,533	7,98,412	20,923	37,198	5,50,044
—Works to be carried out from the amount transferred out of P.W.R. Fund	12,443
—Expenditure other than Establishment in connection with Re-organisation Scheme	37,126	...	25,000	12,126	14,535
—Census of 1951	9,208	1,870	5,000	2,338	45,363
—Cleaner Bombay Campaign	29
	44,52,416	36,06,177	4,04,623	4,41,616	31,37,985
Carried over Rs.	2,49,47,053	2,22,45,018	12,13,175	14,88,860	1,95,52,056

Appendix No. 4—(Contd.)

EXPENDITURE

Particulars.	Final grants sanctioned for expenditure during 1953-54.	Actuals for 1953-54.	FINAL GRANTS COMPARED WITH THE ACTUALS		Actuals for 1952-53.
			Amount required to be renewed in 1954-55.	Savings.	
	2	3	4	5	6
	Rs.	Rs.	Rs.	Rs.	Rs.
Brought forward Rs.	2,49,47,053	2,22,45,018	12,13,175	14,88,860	1,95,52,056
VI.—Medical Relief and Education.					
A.—Hospitals and Maternity Homes—					
(a) King Edward Memorial Hospital	25,16,992	22,15,439	1,71,180	1,30,373	21,76,554
(b) Municipal General Hospital, Sion	13,02,410	12,00,997	70,155	91,258	10,40,349
(c) B.Y.L. Nair Charitable Hospital	12,11,955	10,49,293	1,18,077	44,585	10,61,750
(d) Infectious Diseases Hospitals	22,46,260	18,22,198	3,50,811	73,251	14,81,195
(e) Maternity Homes	3,26,269	2,87,396	20,596	17,677	2,72,117
(f) Maternity & Children Welfare Service	49,480	28,348	6,854	14,278	9,221
	76,53,366	66,04,271	7,37,673	3,11,422	60,41,186
B.—Dispensaries—					
(a) Dispensaries for out-patients	3,02,955	2,47,384	24,146	31,425	2,43,535
(b) Dispensary for combating Venereal Diseases	90,163	79,007	5,780	5,376	72,924
(c) Mobile Dispensaries in the City	21,749	19,789	99	1,861	6,600
	4,14,867	3,46,180	30,025	38,662	3,23,059
C.—Medical and Nursing Assistance to Poor People in their Homes	1,195	1,062	64	69	881
D.—Family Planning Clinics	35,596	24,870	6,270	4,456	20,550
E.—Medical Education—					
(a) Goribandas Sunderdas Medical College	5,49,383	4,39,399	75,119	34,865	4,64,252
(b) Topiwalla National Medical College	5,00,471	3,73,528	10,2,737	24,206	3,65,449
(c) Nair Hospital dental College	2,17,415	1,64,669	43,121	9,625	1,51,167
	12,67,269	9,77,596	2,20,977	68,696	9,80,868
F.—Statutory Contribution to Government Medical Institutions	4,14,500	4,14,500	4,14,500
G.—Clinic for treatment of Leprosy Cases	98,304	71,430	26,027	847	47,230
H.—New Works	1,27,399	36,441	83,272	7,686	37,311
—Works to be carried out from the amount transferred out of the P.W.R. Fund.	2,521	2,520	...	1	21,288
I.—Debt Charges	7,51,571	6,15,967	2,755	1,32,849	6,50,766
	1,07,66,588	90,94,837	11,07,063	5,64,688	85,37,639
VII.—Street Cleansing and Conservancy, Road Watering and Halalkhore Service.					
A.—Street Cleansing and Conservancy—					
(a) Superintendence and Inspection	5,48,516	4,94,225	19,909	34,382	4,71,996
(b) Veterinary	51,515	45,389	1,800	4,326	44,680
(c) Gully Flushing	2,42,053	2,26,110	8,440	7,503	2,05,738
	8,42,084	7,65,724	30,149	46,211	7,22,414
B.—Collection, Loading, Removal and Disposal of Town Refuse—					
(i) Collection of Town Refuse—					
(a) Scavenging	26,79,843	25,20,844	1,13,969	45,030	25,50,672
(b) Road Scraping and Road watering	1,86,740	1,72,947	6,980	6,813	1,68,931
(ii) Removal of Town Refuse to Mahalaxmi Siding—					
(a) Bullock Traction	4,33,989	3,51,497	12,804	69,688	3,89,528
(b) Motor Traction	8,47,980	7,10,699	33,700	1,03,581	7,70,230
(iii) Loading of Refuse at Mahalaxmi Siding for Transport to Deonar	16,29,788	13,23,436	1,71,035	1,35,317	9,65,284
(iv) Disposal of Town Refuse—					
(a) Incineration	3,933	235	...	3,758	2,318
(b) Transport of Refuse from Mahalaxmi Siding to Deonar by Train	12,14,067	7,24,827	3,89,757	99,483	6,39,681
	69,96,400	58,04,485	7,28,245	4,63,670	54,86,644
C.—Road Watering	9,150	2,656	1,500	4,994	2,470
D.—Halalkhore Service—					
(a) Cleansing and Sanitation	9,94,833	8,52,826	69,270	72,737	5,94,476
(b) Transport—					
(1) Bullock Traction	81,040	73,170	550	7,320	56,389
(2) Motor Traction	76,415	67,910	4,885	3,619	55,172
(c) Pumping Compressor Stations, Purification Works and Flood Gates					
(a) Inspection and Supervision	45,273	43,581	728	964	42,404
(b) Pumping Stations	6,62,250	4,37,991	1,34,474	89,785	4,15,213
(c) Compressor Stations and Flood Gates	3,33,710	2,36,462	70,592	26,656	2,28,200
(d) Purification Works	3,89,744	2,68,363	1,05,424	15,957	2,32,021
(d) Cleansing of Sewers, Street Connections and House Drains	13,73,357	9,55,044	2,45,820	1,72,493	10,42,761
(e) Provident Fund, Pensions etc., charges	2,00,000	1,63,581	...	36,419	...
(f) Dress Allowance.	17,34,059	15,33,309	10,004	1,90,746	...
(g) Proportionate cost on account of Collection charges of Halalkhore Tax, Supervision charges on Halalkhore Service & Cost of Water used for flushing Gullies, Privies etc.	1,87,463	1,78,183	14	9,66	...
	60,78,144	48,10,420	6,41,762	6,25,962	26,66,636
E.—New Works—	1,43,307	1,06,844	26,505	9,958	33,618
—Works to be carried out from the amount transferred out of P.W.R. Fund	26,54,647	22,49,329	29,247	3,76,071	39,329
F.—Debt Charges	478	478	24,42,236
G.—Expenditure other than Estt. in Connections with Re-Organisation Scheme
	1,67,24,210	1,37,39,458	14,57,408	15,27,344	1,13,93,347
Carried over Rs.	5,24,37,851	4,50,79,313	37,77,646	35,80,892	3,94,83,042

Appendix No. 4—(Contd.)

EXPENDITURE

Particulars.	Final grants sanctioned for expenditure during 1953-54.	Actuals for 1953-54.	FINAL GRANTS COMPARED WITH THE ACTUALS		Actuals for 1952-53.
			Amount required to be renewed in 1954-55.	Savings.	
	2	3	4	5	6
Brought forward Rs. ...	Rs. 5,24,37,851	Rs. 4,50,72,313	Rs. 37,77,646	Rs. 35,80,892	Rs. 3,94,83,042
VIII.—Roads, S. W. Drains and Public Lighting.					
A.—General	3,72,738	2,58,491	4,263	1,09,984	2,76,803
B.—Maintenance of Roads	28,39,550	15,63,165	9,04,348	3,72,077	21,61,536
C.—Public Lighting	25,52,416	23,02,955	2,34,237	15,224	20,40,676
D.—Maintenance of S. W. Drains	56,521	45,816	10,560	145	28,467
E.—Rebate on account of the compounded Wheel Tax	25,600	25,600			25,790
F.—New Works	40,954	19,460	16,902	4,592	33,229
G.—Debt Charges	32,30,838	30,41,013	47,543	1,42,282	33,80,878
	91,18,657	72,56,500	12,17,853	6,44,304	79,47,379
IX.—Mechanical.					
A.—Mechanical Engineer's Office Establishment					
(a) M. E.'s Office Establishment	3,50,644	2,65,990	63,084	21,570	2,32,416
(b) Transport	58,258	44,093	11,286	2,879	43,659
	4,08,902	3,10,083	74,370	24,449	2,76,075
B.—Supervision of Factories, Workshops and Work places	8,169	6,492	245	1,432	7,771
C.—New Works	9,124	123	9,000	1	1,543
—Works to be carried out from the amount transferred out of P.W.R. Fund					1,98,248
D.—Debt Charges	2,32,453	2,06,232	513	25,708	87,431
	6,58,648	5,22,930	84,128	51,590	5,71,068
X.—Buildings, Land Acquisition and Management.					
A.—City Engineer's Central Office Establishment	1,72,222	1,55,190	4,267	12,265	1,48,044
B.—Inspection and Supervision of Private Buildings	5,68,167	4,45,092	13,081	1,09,994	4,38,885
C.—Removal of Stall-Boards in the City	6,005	8,204	1,176	1,625	1,936
D.—Architectural	1,75,684	1,38,400	3,216	34,038	1,50,002
E.—Land Acquisition and Management	2,47,709	2,26,940	17,918	2,851	89,800
—Planning of Land Development & important Projects					17
	11,69,787	9,68,826	40,188	1,60,773	8,28,684
—Proportionate share of cost of Establishment and Supervision chargeable to Improvement Schemes Account	1,66,077	63,575		1,02,502	48,494
	10,03,710	9,05,251	40,188	58,271	7,80,190
—New Works	1,202	567	626	2	1,212
F.—Debt Charges	20,48,591	20,18,405	21,004	9,182	18,41,733
	30,53,503	29,24,223	61,818	67,462	26,23,135
XI.—Fire Brigade.					
A.—Maintenance	9,34,232	8,75,242	36,403	22,590	7,09,277
B.—Provident Fund and Pensions, etc., charges	1,88,739	1,55,888	15,150	17,701	1,36,027
C.—Proportion of General Supervision and Collection of Revenue	49,089	45,106	1,544	2,439	49,334
D.—Dearness Allowance	2,35,044	2,32,641	55	2,348	2,23,845
E.—New Works	50,941	38,415	11,371	1,155	23,814
F.—Debt Charges	2,50,356	2,14,335	2,719	33,302	1,07,988
	17,08,401	15,61,627	67,239	79,535	12,50,285
XII.—Licensing, Removal of Encroachments on Public Streets, and Administration of Shops & Estt. Act 1943 & Theatre Tax.					
A.—Licensing Establishment	2,33,073	2,10,172	3,833	19,068	2,14,784
B.—Removal of Encroachments on Public Streets.	1,95,879	1,62,773	9,229	23,877	1,71,053
C.—Administration of Shops and Establishment Act 1948	1,78,302	1,48,090	660	29,552	1,55,003
D.—Administration of Theatre Tax	13,130	11,389	60	1,681	13,201
E.—New Works	7,244	6,970	231	43	2,756
F.—Debt Charges	11,836	3,355		8,481	406
	6,39,464	5,42,749	14,013	82,702	5,57,203
Carried over Rs. ...	6,76,16,524	5,78,87,342	52,22,697	45,06,485	5,24,32,112

Appendix No. 4—(Concl'd.)

EXPENDITURE

Particulars.	Final grants sanctioned for expenditure during 1953-54.	Actuals for 1953-54.	FINAL GRANTS COMPARED WITH THE ACTUALS		Actuals for 1952-53.
			Amount required to be renewed in 1954-55.	Savings.	
	2	3	4	5	6
	Rs.	Rs.	Rs.	Rs.	Rs.
Brought forward Rs. ...	6,76,16,524	5,78,87,342	52,22,697	45,06,485	5,24,32,112
XIII.—Gardens and Open Spaces.					
A.—Gardens—					
(a) Victoria Gardens ...	3,60,507	3,32,854	24,288	3,365	3,17,052
(b) Miscellaneous Gardens, Open Spaces, Band Stands, etc. ...	1,89,167	1,63,200	22,532	3,435	1,45,044
	5,49,674	4,96,054	46,820	6,800	4,62,096
B.—New Gardens, Recreation Grounds, etc. ...	30,841	16,178	14,208	455	8,341
C.—Roadside Trees & Benches ...	44,001	37,868	5,848	285	40,044
D.—New Works ...	84,867	40,331	39,209	5,327	26,571
—Works to be carried out from the amount transferred out of the P.W.R. Fund ...	1,70,616	1,68,172	396	2,048	7,706
E.—Debt Charges ...					1,79,380
	8,79,999	7,58,603	1,06,481	14,915	7,24,138
XIV.—Markets and Slaughter Houses.					
A.—Markets and Slaughter Houses—					
(a) Central Office ...	75,616	67,952	18	7,646	63,460
(b) Municipal Markets ...	5,40,787	4,52,239	61,392	27,156	4,11,694
(c) Slaughter Houses ...	5,21,745	4,68,217	40,989	12,539	5,04,778
(d) Private Markets ...	31,674	30,905	36	733	31,045
(e) Refrigerator at A. C. Market ...	29,253	19,365	...	9,888	19,411
	11,99,075	10,38,678	1,02,435	57,962	10,30,388
B.—Provident Fund and Pensions, etc., charges ...	83,000	67,100	500	15,400	54,313
C.—Proportion of General Supervision ...	54,737	50,005	3,194	1,538	61,727
D.—Dearness Allowance ...	3,42,472	3,31,939	650	9,883	3,21,423
E.—New Works ...	71,485	18,900	48,723	3,862	27,350
—Works to be carried out from the amount transferred out of the P.W.R. Fund ...	2,31,289	2,02,925	670	27,694	2,407
F.—Debt Charges ...					2,51,830
	19,82,058	17,09,547	1,56,172	1,16,339	17,49,438
XV.—Contribution to—					
(a)—Budget 'B' under Sec. 125 (2)(d) of the B.M.C. Act. ...	39,11,482	36,99,386	...	2,12,096	35,83,626
(b)—Budget 'D' under Sec. 123 (B) (2) of the B.M.C. Act. ...	14,00,000	13,14,471	...	85,529	12,96,074
(c)—Budget 'E' under Sec. 126 (C)(c) of the B.M.C. Act. ...	97,78,705	92,48,465	689	5,29,551	89,59,064
	15,09,018	1,42,62,322	689	8,27,176	1,38,38,764
XVI.—Miscellaneous					
A.—Provident Fund, Pensions, Gratuities and Compassionate Allowances					
(a)—Provident Fund ...	13,83,000	13,74,119	...	8,881	13,71,792
(b)—Pensions, Gratuities, etc. ...	5,65,183	5,02,939	9,000	53,244	5,46,562
	19,48,183	18,77,058	9,000	62,125	19,18,354
B.—Urban Immovable Property Tax on Municipal Properties in the City ...	76,494	8,780	67,210	504	53,925
C.—Dearness Allowances ...	91,79,545	84,99,621	13,500	6,66,424	1,02,27,308
D.—Grants-in-aid to Public Institutions—					
(a) Obligatory ...	8,03,242	6,05,668	1,97,515	59	6,33,999
(b) Discretionary ...	5,01,830	2,71,993	2,23,980	5,857	3,63,873
	13,05,072	8,77,661	4,21,495	5,916	9,97,872
E.—Rent of Buildings requisitioned for housing Municipal employees of essential services since derequisitioned by Government owing to close of Civil Defence measures ...	1,54,759	50,594	68,134	36,031	30,452
Damage caused by the Cyclone of 1948 ...	76,000	75,315	681	4	3,13,298
	1,27,40,053	1,13,89,029	5,80,020	7,71,004	1,35,41,209
Total ...	9,83,08,821	8,60,06,843	60,66,059	62,35,919	8,22,85,661

T. V. DORAISWAMY,
Chief Accountant

V. L. GIDWANI,
Municipal Commissioner.

Appendix No. 4-A.

Statement showing details of Expenditure incurred on New Works during the year 1952-53 and 1953-54.

	Expenditure upto 31-3-1953	Expenditure during the year 1953-54	Total Expenditure upto 31-3-1954
	Rs.	Rs.	Rs.
I.—General Supervision, Collection of Revenue, etc.			
Works completed (as per Report for 1952-53)	53,040	...	53,040
Construction of a Town Duty Chowky (semi-permanent shed) at Bhandup including lighting arrangements	2,825	62	2,887
Providing additional water entrances (4 in No.) in the open space of the Controller of Stores Yard at Delisle Road	6	1,865	1,871
Concreting a portion of open spaces in the godown at Central Stores at Delisle Road	326	1,526	1,852
Providing a water tap at the Town duty Chowky at Jogeshwari	...	94	94
Providing fluorescent fittings in the Head Office	...	9,687	9,687
Providing and fixing wash-hand basin with water-tap and drainage arrangements and water connection in the Labour Officers' Room at Gilder Tank Building, Lamington Road	...	103	103
Installation of Loud Speakers for improving the acoustic arrangements in the Corporation Hall	...	6,372	6,372
Providing weather frames and steps to Bhandup Town Duty Chowky	...	339	339
Providing Electric lighting arrangement at Town Duty Chowky at Jogeshwari	...	147	147
Providing sanitary arrangement at Bhandup Town Duty Office and construction of W. C. Urinals etc.	...	900	900
Total, I.—General, etc.	56,197	21,095	77,292
II.—Water Works			
Works completed (as per Report for 1952-53)	1,37,946	...	1,37,946
Providing electric lights in Joseph Baptista Garden	8,113	4,509	12,622
Providing dirt boxes on distributory water mains in the 'F' Ward	1,556	2,631	4,187
Garage for motor lorries of Loan Works Branch	73	3,025	3,098
Providing about 15 screens at syphon head chowkies along the Ductline	1,244	1,420	3,864
Providing 30 Sluice valves with spurgear arrangement at Marine Drive	14	4,880	4,894
Construction of an Office and Store room for Inspectors, A, B and C Wards of Maintenance Branch at Bapula Tank	14	5,865	5,879
Providing Children's Park at Vihar Lake	...	11,239	11,239
Providing an additional storey above Carpentry Section at Maintenance Workshop	...	8,090	8,090
Providing a garage and driver's quarters at F Ward	...	2,383	2,383
Replacing the existing powerline at Maintenance Workshop	...	1,168	1,168
Providing one more instrument of the master set of the inter communicating system in H. E.'s Head Office	...	361	361
Purchase of indicators showing rate of flow and loss of head for Rapid filters at Tulsifilters	...	2,364	2,364
Extension of Workshop shed at Delisle Road	...	18	18
Purchase of continuous Rotary electric copying machine	...	8,125	8,125
Constructing a water closet at Souter Street Labour Chawls	...	46	46
Constructing a W.C. at Clark Road Central Station	...	14	14
Constructing a W.C. at Souter Street, Labour Chawl	...	75	75
Providing additional lights in Sir P. M. Gardens	...	123	123
Renovating the tin shed at G ward office compound	...	7,885	7,885
Total II.—Water Works	1,50,160	64,221	2,14,381
V.—Public Health Department			
Works completed (as per Report for 1952-53)	48,615	...	48,615
Raising the height of wall between the bund and the paved path near the burning pyres of the Tank Bunder Hindu Cemetary	...	976	976
Providing a roof over the pyres at the Tank Bunder Hindu Cemetary	...	3,783	3,783
Providing a domestic storage Tank of 600 gallons capacity with a down take pipe at Sion Hindu Cemetary	...	431	431
Total V.—Public Health Deptt.	48,615	5,190	53,805
Total—Carried forward	2,54,972	90,506	3,45,478

APPENDIX No. 4-A—(contd.)

	Expenditure upto 31-3-1953	Expenditure during the year 1953-54	Total Expenditure upto 31-3-1954
	Rs.	Rs.	Rs.
Total—Brought over ...	2,54,972	90,506	3,45,478
VI.—Medical, Relief and Education.			
Works completed (as per Report for 1952-53) ...	1,97,562	...	1,97,562
Providing and fixing galvanized iron wire netting on all sides of the verandah of Ward No. 3 of Small-pox Unit at Arthur Road Hospital ...	2,969	144	3,013
Furning chambers for carrying out chemical investigation in the Pathology Department of T. N. M. College ...	63	540	603
Rearrangement of the Registration Office to accommodate progressively increasing attendance of the patients at the O. P. D. of the B. Y. L. N. Charitable Hospital ...	545	83	628
Providing sludge gas connections for kitchen with accessory equipment in the male student's Hostel of Seth G. S. M. College ...	2,298	667	2,965
Manufacturing and fixing 100 ft. chimney to the Disinfectant boiler at R. P. T. B. Hospital ...	238	3,129	3,367
Construction of a shed for accommodating male and female patients for the O. P. D. in the open space in front of the Registration Office of B. Y. L. N. Charitable Hospital ...	4,434	217	4,651
Conversion of a room on the ground floor into a kitchen at the Eye Hospital, Kamathipura ...	81	1,443	1,524
Providing 6 Nos. post hydrants and stop tanks with morries at M. G. H. (Sion) ...	1,381	634	2,015
Providing electric exhaust fans and connecting one of them into a dark room at O. P. D. at B. Y. L. N. Charitable Hospital ...	290	173	463
Providing electric installations in the garage with plugs to the fans and three lights in the Victoria Maternity Home ...	67	95	162
Providing additional water closets on the two upper floors of the Nurses' Home at K. E. M. Hospital	122	122
Providing and fixing two surgical wash-basins with hot and cold water shower roses etc., in the main operation block, side room at K. E. M. Hospital	6	6
Providing R.C.C. storage tank over the main operating block with necessary in and out supply pipe connections (2000 gallons) at the K. E. M. Hospital	1,656	1,656
Providing and fixing European type soil pans on ground, 1st and 2nd floors in the south wings of the Nurses' Home at K. E. M. Hospital	1,138	1,138
Providing internal communications system at M. G. H. (Sion)	3,339	3,339
Construction of a room on the terrace of the Hostel buildings for Gymnasium with necessary appliances at B. Y. L. N. Charitable Hospital	4,158	4,158
Construction of a semi-permanent shed on the terrace of Imamwada Maternity Home	484	484
Providing 4 R.C.C. storage tanks over the male students' Hostel in place of 4 W. I. tanks that are getting worn out, at G. S. M. College	1,922	1,922
Addition and alterations in the room now occupied by Dental College which is to be converted into T. N. M. College Office	3,587	3,587
Providing expanded metal to the labour ward and kitchen room windows facing west end north of Cadell Road Maternity Home	794	794
Installation of water pump on the well in the compound of R. P. T. B. Hospital	1,215	1,215
Providing windows, plastering walls and construction of a parapet wall on the terrace of A.R.P. Shelter at A. R. Hospital	787	787
Providing for the use of female patients a new bath room with complete drainage arrangement on the first floor of the new building at the V. D. Clinic, Bellasis Road	576	576
Provision of wash basins with taps at the Municipal dispensaries	1,007	1,007
Providing storage tank of about 200 gallons capacity for drinking water for students and staff in the college mess room at G. S. M. College	162	162
Providing cool water supply arrangement for the College students and staff in the mess room of G. S. M. College	331	331
Providing cool water supply arrangement for developing of Photographic works in the dark room of artist in the G. S. M. College	385	385
Providing lights at Nurses' quarters at A. R. Hospital	253	253
Construction of a watchman's chowky at the Eye Hospital, Kamathipura	1,307	1,307
Cement concrete the pavement around the kitchen in the open spaces at B. Y. L. N. Charitable Hospital	152	152
Providing one additional water pump at R. P. T. B. Hospital	63	63
Total—VI. Medical etc. Carried over ...	2,09,928	30,469	2,40,397
Carried over ...	2,54,972	90,506	3,45,478

APPENDIX No. 4A—(contd.)

	Expenditure upto 31-3-1953	Expenditure during the year 1953-54	Total Expenditure upto 31-3-1954
	Rs.	Rs.	Rs.
Brought over ...	2,54,972	90,506	3,45,478
Total, VI.—Medical etc. Brought over ...	2,09,928	30,469	2,40,397
Construction of a tennis court for superior staff at A. R. Hospital	1,616	1,616
Providing and fixing 2 R.C.C. storage tanks over the Dean's quarters as the old W. I. Tanks are deteriorating, at the G. S. M. College	47	47
Fixing G. I. water pipe fitting for the battery sterilizer in the operation theatre at M. G. H. Sion	1,295	1,295
Raising the height of the compound wall on the north west corner in brick-masonry and raising the height of the existing angle iron railing on the north side by barbed wire fencing at A. R. Hospital	3,014	3,014
Total, VI.—Medical Relief and Education ...	2,09,928	36,441	2,46,369
VII.—Street Cleansing and Conservancy, etc.			
Works completed (as per Report for 1952-53) ...	1,58,329	...	1,58,329
Restoring light for Public conservancies at Sun Mill Lane ...	143	280	423
Providing glasstiles and ventilating tiles on the roof of A and B Blocks of Arthur Road Chawls ...	545	56	601
Providing cofferdam guide arrangement at G. P. Station flood gate No. 2 ...	1,546	2,439	3,985
Experiment of compost preparation at D.P. Works on a moderate scale so as to gain the necessary experience ...	5,148	1,083	6,231
Improving the water supply of bullocks stable at Kasarwadi, Sorab Mill Lane, Dadar, G North ...	539	216	755
Providing 4 floodlights at Mahalaxmi Siding ...	942	96	1,038
Provision of a pair of a square flag for flood gates in the open channel at L. G. P. Station ...	476	16,030	16,506
Providing brick masonry wall with necessary door and window opening in the verandah of the quarters of Engineers in charge of Ejectors at 'G' Ward drainage office at Delisle road	655	655
Providing an overhead storage tank of 1000 gallons capacity at Babula Tank	1,141	1,141
Providing Electric lights in the rooms occupied by Labour staff in charge of Conservancy branch of the Health Department	66,147	66,147
Providing white marble partition and automatic G. I. flushing tank at North Brooke Street Public urinal	745	745
Providing approach roads to lowlying land to the west of old site of drainage channel between Fergusson Road and Haines Road	3,471	3,471
Installation of an additional storage tank of 400 gallons capacity to N.S. depot at Colaba Military area, Pilot Bundet	601	601
Providing 5 light points in Public Convenience at Banganga	74	74
Providing fluorescent lights in the screen chamber with wiring etc., at the L. G. P. Station	1,208	1,208
Providing two pump houses and two pumping sets at 42-64 Gell Road, North	7,652	7,652
Repairing the existing pump and providing a new 1.5 H.P. A/c motor to the same at Bhatia Baug P. Sanitary Convenience	274	274
Providing electric lights at Sweepers chawl in charge of Conservancy Branch H. D. Kasarwadi Chawls	cr. 53	cr. 53
Renewing gusset stay bars and other structures of dredger beam at L. G. P. Station	1,414	1,414
Providing overhead cross beams to facilitate hauling of pump parts from slump pits at different Pumping Stations	876	876
Providing isolating arrangement for the floodgate at L. G. P. Station	1,542	1,542
Providing electric lights in the watchmen's quarters at Colaba A. C. Station	899	899
Construction of W.C. and W.P. in the newly constructed chawl 'F' Ward Elphinstone Road	65	65
Total, VII.—Street, Cleansing, etc. ...	1,67,668	1,06,844	2,74,512
VIII.—Roads, S.W. Drains and Public Lighting.			
Works completed (as per Report 1952-53) ...	1,05,444	...	1,05,444
Reserve for petty Drainage Works ...	85,097	19,460	1,04,557
Total, VIII.—Roads, Drains and Sewers ...	1,90,541	19,460	2,10,001
Total—Carried forward ...	8,23,109	2,53,251	10,76,360

APPENDIX No. 4-A—(contd.)

	Expenditure upto 31-3-1953	Expenditure during the year 1953-54	Total Expenditure upto 31-3-1954
	Rs.	Rs.	Rs.
Total—Brought over...	8,23,109	2,53,251	10,76,360
IX.—Mechanical.			
Works completed (as per Report for 1952-53)	68,746		68,746
Provision of payment on account of installation of automatic internal telephones in Municipal Head Office	...	123	123
Total, IX.—Mechanical	68,746	123	68,869
X.—Buildings, Land Acquisition, etc.			
Works Completed (as per Report for 1952-53)	13,472		13,472
Provision of payment on account of installation of automatic internal telephones for Special Engineer	...	576	576
Construction of a Public Convenience at Shivaji Park	...	Cr. 9	Cr. 9
Total, X.—Buildings, Land Acquisition, etc.	13,472	576	14,039
XI.—Fire Brigade.			
Works completed (as per Report 1952-53)	43,372		43,372
Dismantling drilltower at Babula Tank Station and refitting it at Manavi Fire Station	3,251	1,579	4,830
Construction of four rooms at the Fire Brigade, Head Quarters, Byculla	91	11,256	11,347
Raising the Compound wall at the rear of the workshop at Byculla	1,231	247	1,478
Provision for meeting excess expenditure over B.P.T. share for maintenance of Alexandra Docks, Fire Station	14,780	12	14,792
Providing lavatory and bath room with shower for workshop at Byculla Fire Station	...	4,205	4,205
Providing brick masonry wall in place of C.I. Sheet fencing for Drill Compound at Byculla Fire Station	...	5,386	5,386
Providing a store room in Station Officer's quarters at Byculla Fire Station	...	800	800
Providing washing place, W. C and bath room in Ambulance Officer's quarters at Fire Brigade Head quarters, at Byculla	...	2,364	2,364
Construction of a bath room and lavatory at Fire Brigade Head quarters at Byculla	...	1,287	1,287
Providing window blinds to windows directly facing east in Officers quarters at Byculla	...	649	649
Construction of 2 additional rooms on first floor for the staff at Sewri Fire Station	...	6,961	6,961
Providing quarters to Sub-Officers etc., at Dadar Fire Brigade Station	...	2,510	2,510
Improving water supply at Fort Fire Brigade Station and fixing of a pumping set	...	277	277
Fixing lights on Pillars at the gate at Fire Brigade Station, Head quarters at Byculla	...	882	882
Total, XI.—Fire Brigade	62,725	38,415	1,01,140
XII.—Licensing, Removal of Encroachments, etc.			
Works completed (as per Report for 1952-53)	10,704		10,704
Enclosing the verandah of F and G Ward Office at Parel, Poibavdi	40	172	212
Construction of a Sanitary Block at 'E' Ward Offices at Sankli Street	...	3,573	3,573
Providing two electric lights in front of the godowns of S. L. and L. S. II at the junction of Chimna Butcher Street and Gazdar Street	...	68	68
Providing W. C. at F and G Ward Offices, Parel	...	3,119	3,119
Providing 2 additional lights in B and C Ward Offices at Chimna Butcher Street	...	38	38
Total, XII.—Licensing, etc.	10,744	6,970	17,714
Total—Carried forward	9,78,796	2,99,326	12,78,122

APPENDIX No. 4-A—(concl'd.)

	Expenditure upto 31-3-1953	Expenditure during the year 1953-54	Total Expenditure upto 31-3-1954
	Rs.	Rs.	Rs.
Total—Brought over ...	9,78,796	2,99,326	12,78,122
XIII.—Gardens and Open Spaces.			
Works completed (as per Report for 1952-53) ...	1,32,469		1,32,469
Providing 4 wooden benches at platform for vocal music at Kings Circle Garden, Matunga	374	7	381
Providing a radio with accessories in Victoria Gardens	3,455	7	3,462
Providing new playing apparatus in various Municipal Gardens	10,809	2,736	13,545
Providing 4 Electric points in the Zoo Infirmary	133	101	234
Providing two turnstiles in the Victoria Gardens	357	141	498
Provision of a W. C. seat in the bath room of Superintendent of Gardens' quarters		753	753
Structure for store room for animal houses in the Victoria Gardens		3,687	3,687
Construction of a Rat house in the Victoria Gardens		3,483	3,483
Providing C. I. Sheet shed along the south infirmary wall into the Victoria Gardens		4,838	4,838
Provision of a washing place and a water tap at the 2nd Peerhan Street Recreation grounds		415	415
Provision of hydrant at the playground in front of Y. M. C. A., Proctor Road		274	274
Open channel drain round the sick animal house in the Zoo infirmary		347	347
Shifting the existing turnstiles to some suitable place in King's Circle Gardens		505	505
Construction of W. C. blocks for the staff in Maratha Hospital		2,853	2,853
Constructing a Motor garrage for a motor truck in the Victoria Gardens near bullock stables		6,762	6,762
Constructing two rooms for malis at Gowalia Tank Maidan		6,802	6,802
Providing mercury lights in the Victoria Gardens		3,320	3,320
Development of Nardulla Tank Maidan		1,034	1,034
Providing electric installation at Chaupathy Band Stand		539	539
Providing four 1½" morris couplings hydrants at Mahim Foreshore Gardens		476	476
Providing 4 electric lights with fittings etc., at Sunder Baug		1,361	1,361
Total, XIII.—Gardens and Open Spaces	1,47,597	40,331	187,928
XIV.—Markets and Slaughter Houses.			
Works completed (as per report for 1952-53) ...	84,706		84,706
Construction of 82 temporary stalls at Gold Mohur Castle Market at Byculla	19,507	1,223	20,730
Providing a toilet room for lady clerks in S. M.'s Office		551	551
Providing half round per channel drain with C. I. gratings in the flower, Section of Erskine Road Market		2,862	2,862
Providing open channel drain in the fish section of Ferguson Road Market		227	227
Closing the open channel drain by precast C. C. slabs in the Military shed at Bandra Slaughter House		154	154
Providing 3 Offices for inspectors at A. C. Markets		3,047	3,047
Providing C. I. sheet roof over the squatters sitting in the space at Prabhadevi Market		4,730	4,730
Direct connection to drain inspection chamber at spaces Nos. 28 and 29 Erskine Road, Market		651	651
Converting the existing 16 wooden stalls in to R.C.C. stalls in the flower section of Erskine Road, Market.		3,268	3,268
Providing 3 additional gaslights in Colaba Market		306	306
Providing C. I. plates in lieu of existing gratings over the surface drains in front of Stalls No. 535 to 538 of A. C. Market		927	927
Providing gaslights in the newly constructed shed at the Prabhadevi Market		535	535
Providing lighting arrangements at Municipal Markets at Parel Village		419	419
Total, XIV.—Markets, etc.	1,04,213	18,900	1,23,113
Total—New Works	12,30,606	3,58,557	15,89,163

T. V. DORAISWAMY,
Chief Accountant.

V. L. GIDWANI,
Municipal Commissioner.

APPENDIX No. 4-B

Statement showing details of Expenditure on works carried out from the amount transferred out of Post-War Reconstruction Fund.

	Expenditure upto 31-3-1953.	Expenditure during the year 1953-54.	Total Expenditure upto 31-3-1954.
	Rs.	Rs.	Rs.
I.—General Supervision, Collection of Revenue, etc.			
Works completed (as per Report for 1952-53) ...	57,850	...	57,850
Total—I.—General Supervision, etc.	57,850	...	57,850
II.—Water Works.			
Works completed (as per Report for 1952-53) ...	6,39,990	...	6,39,990
Total—II.—Water Works	6,39,990	...	6,39,990
V.—Public Health Department.			
Works completed (as per Report 1952-53) ...	26,772	...	26,772
Total—V.—Public Health Department ...	26,772	...	26,772
VI.—Medical Relief and Education.			
Works completed (as per Report for 1952-53) ...	6,74,774	...	6,74,774
Construction of a curved pathway between the College building and the Hospital Registration Hall ...	6,017	2,520	8,537
Total VI.—Medical Relief and Education.	6,80,791	2,520	6,83,311
VII.—Street Cleansing and Conservancy, etc.			
Works completed (as per report for 1952-53) ...	7,22,863	...	7,22,863
Total, VII.—Street, Cleansing, etc. ...	7,22,863	...	7,22,863
VIII.—Roads, Drains and Sewers.			
Works completed (as per Report for 1952-53) ...	4,76,715	...	4,76,715
Total—VIII.—Roads, Drains & Sewers	4,76,715	...	4,76,715
IX.—Mechanical			
Works completed (as per Report for 1952-53) ...	12,13,768	...	12,13,768
Total, IX.—Mechanical	12,13,768	...	12,13,768
X.—Buildings, Land and Acquisition.			
Works completed (as per Report for 1952-53) ...	4,467	...	4,467
Total—X.—Buildings, Land and Acquisition	4,467	...	4,467
XI.—Fire Brigade.			
completed (as per Report for 1952-53) ...	2,38,931	...	2,38,931
Total—XI.—Fire Brigade	2,38,931	...	2,38,931
XII.—Licensing, and Removal of Encroachments, etc.			
Works completed (as per Report for 1952-53) ...	51,954	...	51,954
Total—XII.—Licensing, etc. ...	51,954	...	51,954
XIII.—Gardens and Open Spaces.			
Works Completed (as per Report for 1952-53) ...	1,95,273	...	1,95,273
Total—XIII.—Gardens, etc. ...	1,95,273	...	1,95,273
XIV.—Markets and Slaughter Houses.			
Works completed (as per Report for 1952-53) ...	3,44,046	...	3,44,046
Total—XIV.—Markets and Slaughter Houses	3,44,046	...	3,44,046
Grand Total	46,53,420	2,520	46,55,940

T. V. DORAISWAMY,
Chief Accountant.

V. E. GIDWANI,
Municipal Commissioner.

Appendix No. 5

Revenue Account Balance Sheet as at 31st March 1954.

LIABILITIES.	Rs. a. p.	ASSETS.	Rs. a. p.
Debts—		Cash at Bank	66,73,235 5 2
Due on Cash Bills Outstanding Account	39,222 3 6	Cash in Office	12,45,689 2 3
Cheques payable	25,90,380 14 9	Municipal Loans—Interest warrants Payable Account	33,365 0 2
Stores purchased, Outstanding Accounts	2,74,512 15 1	B. I. Trust Loans—Interest warrants Payable Account	26,375 3 4
Outstanding Charges for 1953-54 and previous years	60,66,059 0 0	Interest on B. I. Trust Loans Payable Account	15,788 15 4
Outstanding Charges on account of Interest accrued but not paid (Vide details shown in Appendix No. 14-E)	12,75,165 0 0		79,98,454 10 3
Interest on investments of the value of lost Municipal Debentures in Post office Savings Bank	313 10 0	Debts—	
Improvement Schemes—		Due for Stores sold	Cr. 33,76,299 9 1
Contribution falling due in 1954-55	41,05,766 0 0	Stock—(Vide Appendix No. 14-D)	
Deposits in Cash and Public Securities from Contractors and private parties (Vide details shown in Appendix No. 14-C)	2,73,34,727 8 4	Stock (Reserve Stores)	24,07,966 7 4
	4,16,86,147 3 8	Line Suspense Account	65,063 11 10
Public Monuments Maintenance Fund (vide details shown in Appendix No. 16-B)	1,74,338 7 0		24,74,030 3 2
Endowments Fund (vide details shown in Appendix No. 16-C)	9,68,619 5 9	Capital Stores—	
	11,42,957 12 9	Stock	17,40,218 6 6
Stock Account—			42,14,248 9 8
Capital Purchases Account, etc.	Dr. 2,38,389 8 10	Plant and Machinery	25,01,835 14 4
Stock Adjustment Account	2,798 15 9	Advance for financing Capital expenditure pending raising of the loan	2,30,349 0 4
	Dr. 2,35,590 8 1	Advances, Recoverable—(Vide Appendix No. 14-A)	
Special Funds as at 31st March 1954—		Departmental Works	34,02,750 9 0
Municipal Fire and Accident Insurance Fund	17,62,875 0 0	Private Works	9,08,001 8 6
Net Premia Fund	52,47,052 4 4	Asphalt Plant Crushers, etc.	11,87,437 5 4
Provident Fund	5,25,34,517 13 3	Municipal Officers	1,82,266 5 0
Fines Fund	3,40,946 1 2	Sundries—Miscellaneous—Advances	17,13,279 8 0
Plant and Machinery Depreciation Fund	31,03,554 13 10	Municipal Tenderers, Contractors, etc.	Cr. 7,084 2 1
Renewal of Road Surfaces Fund	25,98,269 9 3	Purchase of Coal	636 0 0
Garden Fund (a) Victoria Gardens	2,67,030 1 7	Purchase of Petrol	1,30,854 12 9
Garden Fund (b) Other Gardens	68,010 3 0		75,18,141 14 6
Hospital Fund	18,12,520 13 9	Advances out of Special Funds—(Vide Appendix No. 14-B)	
Slum Service Fund	2,30,620 1 3	Advances from Plant and Machinery Depreciation Fund for Purchase of Plant and Machinery	3,129 14 0
K. E. M. Hospital and G. S. M. College Equipment Fund	2,34,960 9 3	Levelling, Metalling etc., Private Streets	3,69,108 13 10
G. S. M. College and K. E. M. Hospital Research Fund	2,10,884 13 1	Advances to lowpaid Municipal employees out of Fines Fund	141 8 0
Precast Concrete Slab Pavements Renewal Fund	2,88,166 0 0	Amount advanced from Net Premia Fund for the purchase of Plant and Machinery for the Municipal Printing Press	1,23,624 3 0
Fidelity Guarantee Insurance Fund	96,756 9 6	Amount advanced from Net Premia fund for Indian Military Hospital at Dharavi	3,35,000 0 0
Depreciation Fund for replacement of Plant and Mach. purchased out of Loan Fund	8,00,000 0 0	Advances for meeting Capital Expenditure from :—	
Victoria & Albert Museum Fund	38,945 8 6	Municipal Fire and Accident Insurance Fund	12,98,902 5 0
Welfare Fund	3,09,499 14 0	Plant and Machinery Depreciation Fund	17,73,090 1 0
	6,99,44,610 3 9	Renewal of Road Surfaces Fund	11,03,128 8 6
Suspense Account—		Net Premia Fund	42,44,369 1 10
Balance of Proceeds of Rs. 7½ Crores Loan for taking over Combined Undertaking of the B. E. S. & T. Co. Ltd.	2 8 0	Depreciation Fund for replacement of Plant and Mach. purchased out of Loan Fund	5,45,822 14 0
Balance of Proceeds of Rs. 2 Crores Loan for Capital works of the B. E. S. & T. Undertaking	16,615 14 3	K. E. M. Hospital & G.S.M. College Research Fund	45,980 0 0
	† 16,618 6 3	Equipment Fund	1,12,937 9 6
		Slum Service Fund	57,358 3 0
		Hospital Fund	10,79,514 0 0
		Precast Concrete Slabs Pavement Renewal Fund	1,41,929 10 0
		Gardens Fund—(a) Victoria Gardens	1,04,293 15 6
		Amount advanced from Net Premia Fund for additions and alterations to Dharavi Hospital	1,023 11 0
			1,13,39,359 6 2
		Deposits in Public Securities—	
		With the Imperial Bank of India	64,15,430 0 0
		With Post Office Saving Bank for Lost M. Debentures	22,813 10 0
		In Office	5,89,700 0 0
			70,27,943 10 0
Carried Forward	11,25,54,743 1 4	Carried Forward	3,74,54,033 8 7

† Includes an amount of Rs. 16,618-6-3 being the Cash in respect of B. E. S. & T. Committee.

* Includes Rs. 2,300 kept in office Treasury as securities were not received by the party, and held under Deposit Account F Paper Deposit etc.

Appendix No. 5.—(Concl'd.)

LIABILITIES.	Rs. a. p.	ASSETS.			Rs. a. p.
Brought forward ...	11,25,54,743 1 4	Brought forward ...			3,74,54,033 8 2
Surplus Revenue Fund as per Appendix No.2 ...	1,83,36,773 0 2	Investments— Special Funds.*	In securities.	Deposits in Cash, Fixed & Current a/c.	
			Rs. a. p.	Rs. a. p.	
		Municipal Fire and Accident Insurance Fund ...	4,63,717 4 0	255 7 0	4,63,972 11 0
		Net Premia, etc., on different Municipal Loans ...	5,42,960 0 0	70 4 6	5,43,030 4 6
		Provident Fund ...	5,25,34,185 0 0	332 13 3	5,25,34,517 13 3
		Fines Fund ...	3,40,657 12 0	146 13 2	3,40,804 9 2
		Plant and Machinery Depreciation Fund ...	9,58,121 2 0	104 15 0	9,58,226 1 0
		Renewal of Road Surfaces Fund ...	9,95,077 8 0	5,00,063 8 9	14,95,141 0 9
		Garden Fund (a) Victoria Gardens ...	1,62,493 4 0	242 14 1	1,62,736 2 1
		(b) Other Gardens ...	67,800 0 0	210 3 0	68,010 3 0
		Hospital Fund ...	7,32,891 12 0	115 1 9	7,33,006 13 9
		Slum Service Fund ...	1,73,100 0 0	161 14 3	1,73,261 14 3
		K.E.M. Hospital and G.S.M. College Equipment Fund ...	1,21,895 0 0	127 15 9	1,22,022 15 9
		G.S.M. College and K.E.M. Hospital Research Fund ...	1,64,693 0 0	211 13 1	1,64,904 13 1
		Precast Concrete Slab Pavements Renewal Fund ...	1,46,000 0 0	236 6 0	1,46,236 6 0
		Fidelity Guarantee Insurance Fund ...	96,600 0 0	156 9 6	96,756 9 6
		Depreciation Fund for replacement of Plant and Mach. purchased out of Loan Fund ...	97,500 0 0	1,56,677 2 0	2,54,177 2 0
		Victoria & Albert Museum Fund ...	38,800 0 0	145 8 6	38,945 8 6
		Welfare Fund ...	2,94,800 0 0	14,699 14 0	3,09,499 14 0
			5,79,31,291 10 0	6,73,959 3 7	5,86,05,250 13 7
		Investment of Surplus moneys in Public Securities. 3% Conversion Loan 1946† ...	34,446 6 2		34,446 6 2
		Public Monuments Main- tenance Fund. (Vide Appendix No. 16-B) ...	1,74,246 7 0	92 0 0	1,74,338 7 0
		Endowments Fund. (Vide Appendix No. 16-C) ...	9,68,376 10 6	242 11 3	9,68,619 5 9
		Surplus Fund.	Face value.	Cost.	
		4% Govt. Loan 1960-70 ...	3,69,400 0 0	3,35,861 8 0	
		4% B.I.T. Debentures ...	16,900 0 0	15,740 12 0	
		3% Municipal Debentures ...	21,85,700 0 0	21,85,700 0 0	
		3½% Municipal Debentures ...	28,800 0 0	28,800 0 0	
		3¾% Municipal Debentures ...	1,26,600 0 0	1,26,600 0 0	
		4% Municipal Debentures ...	22,37,300 0 0	22,37,300 0 0	
		3% Conversion Loan 1946 ...	6,72,800 0 0	6,76,597 0 0	
		6% B. I. T. Debentures ...	64,600 0 0	64,600 0 0	
			57,02,100 0 0	56,71,199 4 0	
		In cash, fixed, call and current a/c. Deposits ...		2,79,83,628 4 10	
					3,36,54,827 8 10
Total ...	13,08,91,516 1 6	Total ...	6,48,10,461 1 8	2,86,57,922 3 5	13,08,91,516 1 6

* For Face, Purchase and Market Values of each kind of securities held in the Special Funds, please see Appendix No. 16.

† In respect of permanent deposits from lessees,

T. V. DORAISWAMY,
Chief Accountant.

V. L. GIDWANI,
Municipal Commissioner.

APPENDIX No. 6

Statement of Special Funds for 1953-54.

Municipal Fire and Accident Insurance Fund*				Plant and Machinery Depreciation Fund.			
(Corporation Resolution No. 4572, dated the 4th October 1888, Corporation Resolution No. 4479, dated the 5th October 1914, Corporation Resolution No. 5408, dated the 21st September 1922, Standing Committee Resolution No. 3451, dated the 2nd July 1924, and Corporation Resolution No. 13888, dated the 18th February 1926).				(Corporation Resolution No. 5533 of 1st September 1924).			
Dr.		Cr.		Dr.		Cr.	
Balance on 1st April 1953	Rs. a. p.	Rs. a. p.		Balance on 1st April 1953	Rs. a. p.	Rs. a. p.	
Contributions for the year		16,91,563 2 8		Amount of depreciation on plant and machinery credited to Fund account during the year		30,55,348 5 10	
Interest realised during the year		9,932 3 4		Expenditure on purchase of Plant and Machinery for replacement	15,354 0 0	63,569 8 0	
Expenditure incurred during the year	3,355 0 0	64,734 10 0		Additional contribution to the Fund			
Balance on 31st March 1954 as per Balance Sheet, Appendix No. 5—	Rs. a. p.			Balance on 31st March 1954 as per Balance Sheet, Appendix No. 5—			
Amount advanced for financing Capital Expenditure	12,98,902 5 0			Amount advanced for financing Capital Expenditure	17,73,050 1 0		
Amount held in Securities and Cash	4,63,972 11 0			Amount advanced for purchase of Plant and Machinery pending adjustment against provisions for depreciation in subsequent years—	Rs. a. p.		
		17,62,875 0 0		Balance on 1-4-1952	9,066 5 0		
Total		17,66,230 0 0	17,66,230 0 0	Less—Depreciation adjusted during the year	3,936 7 0		
				Amount advanced for meeting expenditure on levelling, metalling, etc., Private Streets	3,69,108 13 10		
				Amount held in Securities and Cash	9,58,226 1 0		
				Total	31,03,554 13 10	31,18,908 13 10	
				Total	31,78,908 13 10	31,18,908 13 10	
* Accumulations in the fund are allowed to Rs. 25 lakhs under C. R. No. 1458 of 1-3-1954..				Depreciation Fund for replacement of Plant & Machinery purchased out Loan Funds.			
				(Corporation Resolution No. 1644 of 14th March 1949).			
Dr.		Cr.		Dr.		Cr.	
Balance on 1st April 1953	Rs. a. p.	Rs. a. p.		Balance on 1st April 1953	Rs. a. p.	Rs. a. p.	
Sale of water-marked paper		52,50,819 8 4		Balance on 31st March 1954 as per balance sheet Appendix No. 5.		8,00,000 0 0	
Expenditure incurred during the year	3,812 14 0	45 10 0		Amount advanced for financing Capital Expenditure	5,45,822 14 0		
Balance on 31st March 1954 as per Balance Sheet, Appendix No. 5—	Rs. a. p.			Amount held in Fixed and Call Deposits, Cash and Securities	2,54,177 2 0	8,00,000 0 0	
Amount advanced for financing Capital Expenditure	42,45,397 12 10			Total	8,00,000 0 0	8,00,000 0 0	
Amount advanced for purchase of Plant and Machinery for Municipal Printing Press pending adjustment against the provisions for depreciation in subsequent years	1,23,624 3 0						
Amount advanced for Dharavi Hospital	3,35,000 0 0						
Amount held in Securities and Cash	5,43,030 4 6	52,47,052 4 4					
Total		52,50,865 2 4	52,50,865 2 4				
* Out of this, Rs. 33,28,335, belong to Water Works Account.				Renewal of Road Surfaces Fund.			
				(Corporation Resolution No. 774 of 27th April 1925).			
Dr.		Cr.		Dr.		Cr.	
Balance on 1st April 1953	Rs. a. p.	Rs. a. p.		Balance on 1st April 1953	Rs. a. p.	Rs. a. p.	
Interest realised during the year		25,28,827 1 9		Interest realised during the year		97,085 7 0	
Contribution from Revenue during the year.		7,391 0 0		Contribution from Revenue during the year.		7,391 0 0	
Expenditure incurred during the year.	35,033 15 6			Expenditure incurred during the year.	35,033 15 6		
Balance on 31st March 1954 as per Balance Sheet, Appendix No. 5—	Rs. a. p.			Balance on 31st March 1954 as per Balance Sheet, Appendix No. 5—	Rs. a. p.		
Advance for financing Capital Expenditure	11,03,128 8 6			Advance for financing Capital Expenditure	11,03,128 8 6		
Amount held in Securities fixed deposit and Cash	14,95,141 0 9	25,98,269 9 3		Amount held in Securities fixed deposit and Cash	14,95,141 0 9	25,98,269 9 3	
Total		26,33,303 8 9	26,33,303 8 9	Total	26,33,303 8 9	26,33,303 8 9	
Garden Fund (a) Victoria Garden.				Garden Fund (b) Other Gardens.			
(Corporation Resolution No. 912, of 1st May 1930).				(Corporation Resolution No. 140 of 5th May 1947).			
Dr.		Cr.		Dr.		Cr.	
Balance on April 1st 1953	Rs. a. p.	Rs. a. p.		Balance on 1st April 1953	Rs. a. p.	Rs. a. p.	
Recoveries during the year		2,37,262 2 7		Interest realised during the year		52,997 9 0	
Interest realised during the year		33,530 14 3		Recoveries during the year		1,822 0 0	
Expenditure during the year	12,767 4 3	9,004 5 0		Balance on 31st March 1954 as per balance Sheet, Appendix 5.	68,010 3 0	13,390 10 0	
Balance on 31st March 1954 as per Balance Sheet, Appendix No. 5	Rs. a. p.			Total	68,010 3 0	68,010 3 0	
Advance for financing Capital Expenditure	1,04,293 15 6						
Amount held in Securities and Cash	1,62,736 2 1	2,67,030 1 7					
Total		2,79,797 5 10	2,79,797 5 10				
Fines Fund.				Garden Fund (a) Victoria Garden.			
(Corporation Resolution No. 1217 of 12th May 1919).				(Corporation Resolution No. 912, of 1st May 1930).			
Dr.		Cr.		Dr.		Cr.	
Balance on 1st April 1953	Rs. a. p.	Rs. a. p.		Balance on April 1st 1953	Rs. a. p.	Rs. a. p.	
Interest realised during the year		4,09,892 11 5		Recoveries during the year		2,37,262 2 7	
Net Recoveries of fines during the year		14,301 1 0		Interest realised during the year		33,530 14 3	
Expenditure during the year	1,07,109 14 3	23,862 3 0		Expenditure during the year	12,767 4 3	9,004 5 0	
Balance on 31st March 1954 as per Balance Sheet, Appendix No. 5—	Rs. a. p.			Balance on 31st March 1954 as per Balance Sheet, Appendix No. 5	Rs. a. p.		
Advances to Municipal Employees as sanctioned under C.R. No. 15 of 9-4-42	141 8 0			Advance for financing Capital Expenditure	1,04,293 15 6		
Amount held in Securities and Cash	3,40,804 9 2	3,40,946 1 2		Amount held in Securities and Cash	1,62,736 2 1	2,67,030 1 7	
Total		4,48,055 15 5	4,48,055 15 5	Total	2,79,797 5 10	2,79,797 5 10	

APPENDIX No. 6—(Concluded.)

Statement of Special Funds 1953-54.

Provident Fund.		Rs.	a. p.	Rs.	a. p.	Rs.	a. p.	Rs.	a. p.
(Corporation Resolution No. 5598, dated the 7th September 1920)									
Balance on 1st April 1953	...	3,00,43,362	11 0						
Deduct—Transferred to Trust	...	11,580	11 0						
Amount of Subscriber's Accounts—									
(1) Other than Trust and Education Committee's employees	...	3,00,31,782	0 0						
(2) Trust employees	...	28,22,915	8 10						
Add—Transferred from Municipal	...	11,580	11 0						
(3) Education Committee's Employees	...			1,33,18,890	0 0				
(4) Excess Interest, Profit on sale of Securities, etc.	...			1,96,325	7 10				
Receipts on account of Subscriptions and contribution during 1953-54 in respect of employees other than Trust and Education Committee's Employees	...	51,59,855	2 0					4,63,81,493	11 8
Deduct—Payments during the year	...	36,73,040	5 6						
Interest allowed on Provident Fund accounts of employees other than Trust and Education Committee's employees	...	11,17,639	14 0			14,86,814	12 6		
Deduct—Payments during the year	...	34,690	2 0						
Net closing balance transferred to Education fund	...			10,82,949	12 0			25,69,764	8 6
Recoveries on account of Subscriptions and Contributions during 1953-54 in respect of Provident Fund Accounts of Trust Employees	...	4,39,936	14 0						
Deduct—Payments during the year	...	4,58,721	6 0	Dr. 18,784	8 0				
Interest allowed on Provident Fund Accounts of Trust Employees	...	1,07,092	8 0						
Deduct—Payments during the year	...	6,952	12 0			1,00,139	12 0		
Receipts on account of Subscriptions and Contributions during 1953-54, in respect of Provident Fund Accounts of Education Committee's Employees	...	15,27,101	14 8					81,355	4 0
Deduct—Payments during the year	...	7,08,121	3 6						
Interest allowed on Provident Fund Accounts of Education Committee's Employees	...	5,09,681	12 0			8,18,980	11 2		
Deduct—Payments during the year	...	3,91,265	1 0						
Amount transferred by Budget 'D' to Budget 'A' pertaining to Budget 'E'	...							937,397	6 2
Receipts on account of Subscription and Contribution during 1953-54 in respect of Provident Fund Accounts of Suburban Employees (Budget 'E')	25,48,636 1 2 4,83,553 4 6							4,83,553	4 6
Deduct—Payments during the year.	...	20,65,082	12 8						
Interest allowed on Provident Fund Accounts of Suburban Employees	...	56,727	3 0			17,02,382	3 10		
Deduct—Payments during the year	...	1,439	14 0						
Net Interest on Provident Fund Investments realized during the year	...					17,54,708	6 7		
Deduct—Interest allowed at 3½ per cent. per annum on Provident Fund Accounts									
(1) Employees other than Trust and Education Committee's Employees	...	11,17,639	14 0						
(2) Trust Employees	...	1,07,092	8 0						
(3) Education Committee's Employees	...	5,09,681	12 0						
(4) Suburban Employees	...	56,727	3 0			17,91,141	5 0	Dr. 36,432	14 5
Profit on account of conversion of Securities	...							3,59,717	0 0
Balance on 31st March 1953 as per Balance Sheet Appendix No. 5	...					5,25,34,517	13 3		
						5,25,34,517	13 3	5,25,34,517	13 3

* Provident fund of the suburban employees is merged from 1-4-53.

T. V. DORAISWAMY,
Chief Accountant.

V. L. GIDWANI,
Municipal Commissioner.

APPENDIX No. 7.

Capital Fund Balance Sheet as at 31st March 1954.

LIABILITIES.		Rs.	ASSETS.		Rs.
Loans Outstanding:—			Block Account:—		
Due to Government (Vide details as shown in Appendix No. (II))		2,41,38,100 7 0	Loan Funds—		
Due to Public— (Vide details as shown in Appendix No. (II))		20,67,33,000 0 0	Property and Assets at original cost as per Appendix No. 8		Rs. 42,95,60,215 8 11
Advances from Special Funds— (Vide details as shown in Appendix No. (II))		1,05,08,254 15 4	Deduct—Subventions granted for the conversion of privies into water closets, shown below		18,13,603 14 0
		24,13,79,455 6 4			+2,77,46,611 10 11
Trust Fund Account—			Add—Subventions granted for the conversion of privies into water closets		Rs. 22,97,055 0 0
Donation from Mr. D. M. Bahadurji	Rs. 3 11 0		Deduct—Expenditure written off		Rs. 4,83,451 2 0
Donation from Sheth Shantilal M. Parikh for the establishment of a Blood Bank	Rs. 15,219 6 0				Rs. 18,13,603 14 0
Donation from The Trustees of the late Justice Badruddin Tyabji Memorial Fund for the construction of Orchard House at Victoria Garden	Rs. 1,694 8 0				32,95,60,215 8 11
Donation from The Chairman of Trustees of the Lotus Trust for the construction of electric crematorium at Chandanwadi	Rs. 71 10 0		Trust Fund—		
Donation from Reserve Bank of India for construction of a ward 38/40 beds for accommodating their Sick employees in K.E.M. Hospital	Rs. 32,181 5 0	49,170 8 0	Expenditure as per Appendix No. 8		33,08,467 6 3
		49,170 8 0	Worn-out Water Mains Renewal Fund—		
Advance from surplus Cash Balance for financing the expenditure on capital Works pending raising of the Loan		2,30,349 0 4	Expenditure as per Appendix No. 8		9,64,525 14 6
			Municipal Land and Buildings Fund—		
Surplus—			Land purchased and Buildings erected as per Appendix No. 8		43,83,043 6 8
CAPITAL ASSETS AT ORIGINAL COST OVER LIABILITIES:—			Temporary advance to Development Fund		31,77,390 6 0
Sinking Fund on Loans		5,36,42,906 8 9	Investments—		
Loans Redemption Fund		18,32,86,014 15 3	Sinking Fund—		
Premia on Loans		3,20,648 11 11	As per Appendix No. 10		65,36,42,906 8 9
Contributions from Special Funds		8,03,171 0 3	Loan and Trust Funds—		
Do. Revenue for Loan Works Establishment		17,869 15 8	Amount reserved for capital stores—		70,31,695 0 0
Do. G. I. P. Railway		3,74,000 0 0	Face Value Rate Book Value		
Do. Port Trust		1,56,500 0 0	Rs. Rs.		
Do. Government for Schools		5,00,000 0 0	3% Conversion Loan 1946		48,200 101% 48,682 0 0
Do. Government for widening the Love Groves Bridge		91,234 0 0	48,200 48,682 0 0		
Do. Worn-out Water Mains Renewal Fund		9,64,525 14 6	In Cash		488 8 0
Do. Land and Buildings Fund		74,80,433 12 8			49,170 8 0
Do. Development Fund		1,34,32,075 7 8			
Do. Revenue towards Bai Jerbai Wadia Hospital for Children		7,00,000 0 0			
Do. Trust Fund		53,08,467 6 1			
Do. Trustees Gokuldas Tejpal Charities		18,123 10 3			
Grant in aid from Government for widening the road in Colaba division		12,975 14 0			
		26,71,09,147 5 0			
Deduct—					
Assets written off—					
Amount as on 31st March 1953	Rs. 32,61,600 9 9				
Additions during the year	Rs. 14,69,706 15 0	47,31,307 8 9			
		26,23,77,839 12 3			
Grand Total		50,40,36,814 10 11			50,40,36,814 10 11

(a) For Face, Purchase and Market Values of Securities held in the Sinking Funds, please see Appendix No. 16-A.
* This amount represents Balance on account of Trust Funds.

T. V. DORAISWAMY,
Chief Accountant.

V. L. GIDWANI,
Municipal Commissioner.

APPENDIX No. 8.

SUMMARY

	Total Capital Expenditure upto 31st March 1953.	Expenditure During 1953-54.		Total expenditure.	Capital Expenditure upto 31st March 1954.
		Out of Surplus Cash balance.	Out of Loan Funds.		
	Rs.	Rs.	Rs.	Rs.	Rs.
(1) Loan Funds					
I.—General supervision, Collec- tion of Revenue, etc. ...	25,83,971	...	10,991	10,991	25,94,962
II.—Water Works ...	18,82,47,906	2,30,349	3,30,31,984	3,32,62,333	22,15,10,239
III.—Education, Primary ...	27,98,012	27,98,012
IV.—Education, Secondary ...	20,704	20,704
V.—Public Health Department ...	36,46,233	...	28,32,954	28,32,954	64,79,187
VI.—Medical Relief and Education.	1,00,91,961	...	1,60,476	1,60,476	1,02,52,437
VII.—Street, Cleansing and Conser- vancy Road Watering and Halalkhore Service ...	2,30,53,863	...	16,62,514	16,62,514	2,47,16,377
VIII.—Roads, Drains and Sewers ...	8,63,08,762	...	8,97,234	8,97,234	8,72,05,996
IX.—Mechanical ...	34,96,271	...	71,688	71,688	35,67,959
X.—Buildings, Land Acquisition and Management ...	4,36,40,829	...	2,08,660	2,08,660	4,38,49,489
XI.—Fire Brigade ...	16,08,101	...	5,357	5,357	16,13,458
XIII.—Gardens and Open Spaces ...	37,27,092	...	54,948	54,948	37,82,040
XIV.—Markets and Slaughter Houses	91,75,492	...	24,931	24,931	92,00,423
XV.—Slum Service ...	10,12,874	...	1,04,114	1,04,114	11,16,988
XVI.—Measures for Civil Defence...	1,86,805	...	344	344	1,87,149
XVII.—Greater Bombay ...	2,19,335	...	5,893	5,893	2,25,228
Discount and other charges on Loans	36,44,121	...	4,60,671	4,60,671	41,04,792
Plant and Machinery ...	59,16,074	...	4,18,702	4,18,702	63,34,776
(1) Loan Funds—Total.	38,93,78,406	2,30,349	3,99,51,461	4,01,81,810	42,95,60,216
(2) Trust Fund					
Works executed ...	52,43,564	...	64,904	64,904	53,08,468
(3) Worn out Water Mains Renewal Fund					
Works executed ...	9,64,526	9,64,526
(4) Land and Buildings Fund					
Lands purchased and buildings erected ...	43,03,044	43,03,044
Grand Total.	39,98,89,540	2,30,349	4,00,16,365	4,02,46,714	44,01,36,254

APPENDIX—No. 8

Block Account showing details of Capital Expenditure upto 31st March 1954.

	Total Capital Expenditure upto 31st March 1953.	EXPENDITURE DURING 1953-54.	Total Capital Expenditure upto 31st March 1954.
	Rs.	Rs.	Rs.
I.—GENERAL SUPERVISION, COLLECTION OF REVENUE, ETC.			
Works completed (as per Report for 1952-53) ...	20,85,164	...	20,85,164
Works in progress—			
Construction of a timber shed in the Central Stores at DeLisle Road ...	18,159	919	19,078
Conversion of crusher Godown Building at Carnac Bridge for accommodating Municipal Printing Press ...	4,80,648	9,029	4,89,677
Extension of the Municipal Head Office Building	1,043	1,043
Total Works in progress ...	4,98,807	10,991	5,09,798
I.—General Supervision, etc., Total ...	25,83,971	10,991	25,94,962
II.—WATER WORKS, ORDINARY.			
Works completed (as per Report for 1952-53) ...	5,28,93,125	...	5,28,93,125
Works completed—			
Providing additional inlets and outlets at Malabar Hill Reservoir	4,93,675	...	4,93,675
Laying a 6" main in Margson Road (B Ward)	13,835	...	13,835
Providing 5" main in New Wadi from Zoba's Qartto connect with the 9" main in Dadshet Street (C Ward)	15,430	...	15,430
Laying water mains in Dhobi Wadi Mahalaxmi, Clerk Road...	39,371	...	39,371
Additional 24" outlet at Bhandarwada Hill Reservoir from Reservoir No. III to 48" Babulala Tank Outlet (B Ward)...	20,991	...	20,991
Laying a 6" water main in Victoria Road	38,849	...	38,849
Enlarging and extending 4" water main in Souter Street (E Ward)	46,846	...	46,846
Providing water main in Falkland Road to 9" Cross Lane and enlarging and extending the 4" main in Falkland Road 6th Cross Lane	15,265	...	15,265
Providing a 6" main in Spence Road Taj Lane off Victoria Garden Road	12,359	...	12,359
Construction of a retaining wall in Hanging Gardens at Malabar Hill Reservoir	17,201	...	17,201
Laying 6" main in Paper Mill Lane	11,490	...	11,490
Laying 6" water main in Cinema Road behind Metro Cinema	16,660	...	16,660
Enlarging the existing 5" water main in Huzaria Street	28,477	...	28,477
Replacement of ventury meters on 48" old Tansa main, 32" and 24" Vihar main and 24" Tulsi main	60,639	...	60,639
Augmentation of city's water supply—Survey regarding Bhivpurj Scheme	3,70,057	...	3,70,057
Constructing a store room for meter, spare parts and a carpentry section at the Water Works Maintenance Workshop at DeLisle Road	30,609	...	30,609
Relinquishment by B. B. & C. I. Railway Administration of certain lands southeast at Bandra Station—Payment of compensation for	27,246	...	27,246
II.—Water Works completed Works Total. ...	5,41,52,125	...	5,41,52,125
Works in progress—			
Providing new water mains in Mahim District	1,92,510	1,743	1,94,253
Providing additional hydrants on 24" Tulsi main from Mori Road to Haines Road	22,241	4	22,245
Laying 9" main in the extension of Worli Sea Face Road and 50' road parallel to it, Worli Scheme No. 58	23,400	...	23,400
Repairing and extending the Trolley Track in various syphons of the duct line outside Bombay	1,18,093	357	1,18,450
Tresting further portion of the 57" Steel mains in Sleater Road from Nana's Chowk to Falkland Road with reinforced gunite	3,94,727	51	3,94,778
Constructing 1½ million gallons capacity reinforced gunite elevated tank at Bhandarwada	1,85,178	29,434	2,14,612
Enlarging the 4" water mains in Narayan Dhuru Street, B Ward to 9"	27,738	...	27,738
Enlarging the existing 6" main in Girgaum Road to 12" from Thakurdwar to Charni Road, (D Ward)	57,012	...	57,012
Diverting and regrading the existing Tulsi Trolley Track	3,64,381	...	3,64,381
Housing accommodation for emergency gangs for the labour staff in the outside City Division	2,39,560	5,851	2,45,411
Enlarging the existing 6" main in Pochkhanawalla Road (East and West) to 15" and 12" (G Ward)	1,06,834	...	1,06,834
Laying a 9" main North East footpath of Haines Road (G Ward)	59,499	Cr. 2	59,497
Enlarging the existing 6" main in the Southern footpath of Love Lane to 12" between Parel Road and Mount Road (E Ward)	71,494	...	71,494
II.—Water Works—Works in Progress—Carried over ...	18,62,667	37,438	19,00,105
II.—Water Works—Works completed—Carried over ...	5,41,52,125	...	5,41,52,125

APPENDIX No. 8—Contd.

	Total Capital Expenditure upto 31st March 1953.	EXPENDITURE DURING 1953-54.	Total Capital Expenditure upto 31st March 1954.
	Rs.	Rs.	Rs.
II—Water Works—Works Completed Brought over	5,41,52,125		5,41,52,125
II—Water Works—Works in Progress—Brought forward	18,62,667	37,438	19,00,105
Enlarging 6" water main to 12" in Suparibaug Road East (F Ward)	1,27,847		1,27,861
Providing a 6" main in New Tank Bunder Road (E Ward)	15,598		15,598
Improving the water supply in localities in B Ward—laying water mains in Masjid Bunder Road Sandhurst Road, etc.	1,94,427		1,94,427
Enlarging and extending 6" > 4" mains in Queen's Road and New Queen's Road	53,427		53,446
Providing concrete blocks under steel mains outside City at places where they are badly corroded	6,98,424	3,00,050	9,98,474
Providing hydrants in roads where there are no hydrants or where additional hydrants are necessary	38,043	5,559	43,602
Enlarging the 5" and 3" water main in Lamington Road, enlarging the 3" mains in Topiwala Lane and Tara Temple Lane	37,283		37,283
Measures for preventing frequent bursts on trunk mains inside the City	99,188	1,768	1,00,956
Improving the water supply in Stable Street Kamathipura, E Ward	10,989	130	11,119
Joining the two 57" steel mains in Tulsi Pipe Line Road between Nardulla Tank Road and Elphinstone Road	72,493		72,493
Providing 6" main in Magdala Road (A Ward)	9,524		9,524
Providing a 6" water main in Joshi Wadi, C Ward	6,078		6,078
Providing an additional 9" water main in Woode House Road from Colaba Road to Cuff Parade Junction—Fore-shore Road, (A Ward)	65,823		65,823
Providing a 6" water main the Northern and Southern foot-paths King Edward Road between Parel Tank Road and Tokerasi Jivraj Road, (F Ward)	21,696		21,696
Providing venturi meters on Trunk outlets and inlets and Distributory mains in the various parts of the City	1,54,137	2,208	1,56,345
Additional floor over Chawkidar's quarters at G Ward at Delisle Road	7,345		7,345
Enlarging the 5" main in Falkland Road Low level to meet 9" main in Sleater Road	Cr. 147		Cr. 147
Providing auxiliary Sluice Valves on daily operated cross connections Valves, etc.	40,408		40,408
Repairing leaks along the Tansa Duct Line	15,52,195	45,945	15,98,140
Enlarging the existing 4" main in Pitamber wadi to 9" (G Ward)	40,508		40,508
Providing 24" cross connections between inlets and outlet mains of Malabar Hill Reservoir at Harvey Road	80,388	426	80,814
Providing by-pass arrangements on large sized sluice valves on important water mains at the various parts of the City	5,284		5,284
Providing cross connections and sluice valves for adequate Fire Service	25,171	Cr. 230	24,941
Laying water main in Sion-Matunga Scheme No. 6	1,51,130	37,775	1,88,905
Removing the dead end of 5" main in Koliwada by connecting it to 5" main in Khattar Ali 2nd Lane	4,289	51	4,340
Providing a 9" water main in Yadavji Patil Road and Palkhiwadi (C Ward)	40,133	11,230	40,363
Laying 24" > 18" for 12" water meter from 48" Tansa main near Koliwada Station for Antop Hill Wadale Area	95,417	3,667	99,084
Providing a 6" C. I. main with 3" C. I. branches from 9" main in Maulana Abdul Gaffarkhan Road up to dead end of the existing 6" main in Worli Koliwada (G Ward)	46,118	Cr. 3,259	42,859
Providing a 6" > 3" > 6" water main in Bherdi Gully off Harischandra Goregaonkar Road	4,584	240	4,580
Extension of Dispensary at Ghatkopar	12,249	1,666	13,915
Enlarging all the 3"-4" water main in A Ward to suitable sizes	66,997	17,641	84,638
Providing 6" water main in Tawa Lane B Ward	6,003	5	6,008
Enlarging the existing 4" main in Elphinstone Road Bridge (Low Level North) to 9" and converting 5 N.P. Hydrants and 6" main in low level South into S.P. ones	25,337	54	25,391
Measures to prevent frequent bursts on the 24" Vehar Main at Kurla	3,730	8,445	12,175
Protective measures to the trunk mains and the slopes on the Eastern Side of Malbar Hill	61,426	1,142	62,568
Constructing a cattle pound near the Tansa Lake	101	5,015	5,116
Conversion gradually of an adequate number of underground hydrants out of the existing underground hydrants into stand post hydrants to prevent pollution of the water supply in the city	1,00,556	5,586	1,06,142
Providing water mains with hydrants etc., in the layout of Road 5 in Scheme No. 57 Sewri Wadala	1,71,480	25,219	1,96,699
Providing a 12" water main in Dada Kumbharwala Lane	28,599	250	28,849
Enlarging the existing 3" main in Wellington Street and extending it to Lohar Street Cross Lane	18,201	Cr. 374	17,827
Protection of 57" Tansa Steel mains in the City	2,81,252	84,863	3,66,115
II—Water Works—Works in progress—Carried forward	63,36,398	5,81,305	69,17,703
II—Water Works—Carried forward	5,41,52,125		5,41,52,125

APPENDIX—No. 8—Contd.

	Total Capital Expenditure upto 31st March 1953.	Expenditure during 1953-54.	Total Capital Expenditure upto 31st March 1954.
	Rs.	Rs.	Rs.
II—Water Works—Carried forward	5,41,52,125		5,41,52,125
II—Water Works—Works in Progress—Brought over	63,36,398	5,81,305	69,17,703
Grouting the remaining portion at Tansa Dam	7,11,553	16,861	7,28,414
Laying a 30" main from the 57" West main along Globe Mill Passage Road No. 5B, Worli Road upto junction of Cadell Road and Chowney Gully	4,92,516	39,276	5,31,792
Laying water mains in the roads of the proposed layout for the Worli Neighbourhood unit at work	30,928	23,860	54,788
Taking over Plot of land occupied by Ladies Gymkhana together with the structures standing thereon	7,03,000	6,719	7,09,719
Enlarging the existing 6" main in Parel Tank Road to 9"	96,917	5,648	1,02,565
Renovating the 6 Units chawl at Babulla Tank	4,730	11,114	15,844
Providing storage tank with electric Pumping Unit for the meter testing shop at DeLisle Road	18,310		18,310
Enlarging the 3" water main at Khata Tank Street to 12"	29,609	Cr. 89	29,520
Enlarging the existing 4" main in Mathew Road to 9" from French Bridge upto New Queen's Road	36,838	1,544	38,382
Enlarging the existing 6" water main in Khetwadi Back Road to 12"	1,05,465	33,171	1,38,636
Laying 6" water main in Khetwadi 11th Lane	4,980		4,980
Providing two additional outlets at level 360 T.H.D. in the Tansa Dam	14,86,034	758	14,86,792
Providing summer houses at M.H.R. and B.H.R. Gardens	15,872	2,742	18,614
Enlarging the existing 2" water main to 6" in Madhavpura Street (E Ward)	2,308	1	2,309
Laying out a garden at the Bishop's Lodge site at Malabar Hill.	337	1,067	1,404
Strengthening the electric cables at Bhandarwada Hill Reservoir Control Room	15,030	18,992	34,022
Providing Park for visitors on hilltops adjoining Vehar Garden	15,570	4,993	20,563
Extending and remodelling of a Store house at Ghatkopar	26,385	892	27,277
Strengthening of Tansa Dam	3,75,158	29,02,645	32,77,803
Providing a 6" water main in Mogul Lane (G Ward)	10,747	6,620	17,367
Filling up with earth the Municipal land east of 48" old Tansa main at Ghatkopar	179	983	1,162
Enlarging the existing 6" main in Khetwadi Main Road to 12"	3,381	65,132	68,513
Laying a 9" main in Ripon Road from Bellasis Road to Morland Road	28,321	20,263	48,584
Enlarging the 6" water main in western footpaths of Clare Road and extending it to join the 36" main	14,263	38,617	52,880
Replacing the portion of syphon No. 6 between Kspurwadi and Pokhran		55,725	55,725
Laying a 12" main in Shankarao Pupala Road (E Ward)		30,402	30,402
Re-modelling the workshop and yard at Ghatkopar		12,694	12,694
Construction of a Pavilion at Tansa		816	816
Conversion of N. P. Hydrants into S. P. Hydrants at Bhandarwada Hill Reservoir and Malabar Hill Reservoir		536	536
Construction of a 7 unit quarter for sluiceman at Malabar Hill Reservoir		1,134	1,134
Laying 6" water main in the portion of Gymkhana Road at Telarg Road, Matunga		55	55
Providing water mains for Antop Village Housing Scheme for non-schedule staff of B.P.T.		15,552	15,552
Laying 9" hydrant main in Scottish Orphanage Lane and Bhandar Gully		21,649	21,649
Extending the 6" main in Anantwadi connecting the 9" main in Fanaswadi through Jagananath Jiraj compound		3,244	3,244
Laying 6" main in Nawab Tank Road		7,873	7,873
Laying a 3" hydrant main in Chaubal Lane off Vithalbhai Patel Road		2,573	2,573
Laying a 3" hydrant main in the lane opposite Somen Building off Girgaum Road		1,613	1,613
Laying a 3" hydrant main in Duarts wadi off Vithalbhai Patel Road		2,602	2,602
Laying 24" main in Mint Road and Frere Road from Elphinstone Circle to Fort Street		1,793	1,793
Laying a 24" main in Charni Road from Khetwadi to Sedhurst Road		943	943
Extension of Tulse Trolley Track		35,665	35,665
Provision of sanitary conveniences for the Labour Staff working in Outside City Division		132	132
Converting the approach road to Hanging Gardens from Babulnath Road to Gibbs Road		7,037	7,037
Laying the 12" W. M. with 10 hydrants in Lady Hardinge Road		395	395
Laying 6" W. M. in Proctor Road Cross Lane		6,118	6,118
Shifting of daily operated S. V. in roads under heavy traffic		7,351	7,351
Extension of 6" main in Telwadi through Satta Gully		1,155	1,155
Conversion of a daily operated sluice valve of hysover 12" into electrically operated ones		Cr. 16	Cr. 16
Total	1,05,64,829	40,00,155	1,45,64,984
II—Water Works—Carried forward	5,41,52,125		5,41,52,125

APPENDIX No. 8.—Contd.

	Total Capital Expenditure upto 31st March 1953.	EXPENDITURE DURING 1953-54.	Total Capital Expenditure upto 31st March 1954.
	Rs.	Rs.	Rs.
II—Water Works—Carried forward ...	5,41,52,125		5,41,52,125
II—Water Works in progress—Brought over ...	1,05,64,829	40,00,155	1,45,64,984
AUGMENTATION OF THE CITY'S WATER SUPPLY— VAITARNA-cum-TANSA SCHEME—			
I.—Survey ...	93,591		93,591
II.—Preliminary Works ...	20,57,978	11,837	20,69,815
III.—Land Acquisition ...	6,46,657	1,61,043	8,07,700
IV.—Dam and appertenant Works ...	2,45,51,495	1,80,44,765	4,25,96,260
V.—Tunnels and Appertenant Works ...	1,43,82,297	10,88,772*	1,54,71,069
VI.—(1) 96" diam. pipe line (from Tansa to Powai) ...	1,87,97,461		1,87,97,461
(2) 96" diam. pipe line (from Tunnel fan No. 6 to Tansa) ...		32,48,122	32,48,122
VII.—Quarters, Store houses, Offices ...	7,06,306	879	7,07,185
VIII.—Miscellaneous ...	29,93,581	1,62,468	31,56,049
IX.—Supervision Charges ...	33,28,381	7,17,584	40,45,965
IMPROVING THE DISTRIBUTION SYSTEM IN THE CITY— INLETS TO SERVICE RESERVOIR (FOR M. H. R. AND B. H. R.)—			
(a) A 72" main between Nana's Chawk and M. H. R. with its cross connection ...	18,25,569	8,589	18,34,158
(b) A 48" main from Sion Sluice House to B. H. R. with its cross connections ...	18,662		18,662
(c) 96" main from Powai to Mahim ...	27,97,436	44,34,743	72,32,179
(d) Laying a 48" new outlet from M.H.R. for Serving Kalbadevi area with its distributories ...	13,85,247	13,81,377	27,66,624
(e) Laying a 48" new outlet from Malbar Hill Reservoir upto Flora Fountainn serve the Fort Area. ...		2,000	2,000
(f) 57" main from Mahim to Worli Naka ...			
Total works in progress ...	8,41,49,490	13,32,62,333	1,17,41,823
Grand Total ...	13,83,01,615	3,32,62,333	1,17,15,63,948
Tansa Triplication works completed (as per report 1948-49) ...	4,99,46,291		4,99,46,291
II.—Water Works Total ...	18,82,47,906	3,32,62,333	22,15,10,239
III.—EDUCATION—PRIMARY.			
SCHOOL BUILDINGS—			
Works completed (as per Report for 1952-53) ...	27,98,112		27,98,112
Works in progress— Construction of an additional floor over the two sides wings and the rear central portion of the existing Municipal School Buildings opposite Municipal Central Stores ...	Cr. 100		Cr. 100
III.—Education—Primary—Total ...	27,98,012		27,98,012
IV.—EDUCATION—SECONDARY.			
Works in progress— Renewing the flooring of the two front corner rooms and painting the front portion including the two rooms in Victoria and Albert Museum ...	20,704		20,704
IV.—Education—Secondary Total ...	20,704		20,704
V.—PUBLIC HEALTH.			
Works completed (as per Report 1952-53) ...	17,27,191		17,27,191
Works in Progress— Constructing of an underground S.W. Drain and providing C. C. Passage at Tank Bunder Cemetery ...	30,006		30,006
Construction of a Swimming Pool at Shivaji Park ...	11,27,045	5,094	11,32,139
Extension of Hindu Cemetery No. 74 at Worli ...	463		463
Acquisition of land occupied by Milch CattleStables in the City of Bombay ...	6,20,005	26,94,419	33,14,424
Providing a cemetery for Sinhalese Buddhist at Sewri Scheme No. 57 ...	26,145	Cr. 8,36	25,309
Construction of a Building for an electrically operated crematorium at Chandanwadi ...	1,15,378	1,34,277	2,49,655
Total—Works in Progress ...	19,19,042	28,32,954	47,51,996
V.—Public Health—Total ...	36,46,233	28,32,954	64,79,187

† Inclusive of Government Share of contribution of Rs. 5 lakhs.

* Out of this, expenditure to the extent of Rs. 2,30,349 has been met under Advances out of S.C.B.

APPENDIX No. 8—contd.

	Total Capital Expenditure upto 31st March 1953.	EXPENDITURE DURING 1953-54.	Total Capital Expenditure upto 31st March 1954.
	Rs.	Rs.	Rs.
VI.—MEDICAL RELIEF AND EDUCATION.			
Works completed (as per Report for 1952-53) ...	82,48,060	—	82,48,060
Works completed—			
Construction of an out-patient department and a gangway to connect two of the Hospital Buildings at B. Y. L. Nair Hospital ...	7,798	—	7,798
Construction of a Refrigeration room at the Topiwala National Medical College to provide Clinical facilities to the students. ...	16,416	—	16,416
Converting the existing ward into out-patient Department at the Nair Hospital ...	40,233	—	40,233
Construction of quarters for the Medical Superintendent at Arthur Road Hospital ...	126	—	126
Total—Works completed ...	83,12,633	—	83,12,633
Works in progress—			
Extension of Nurses Quarters kitchen in the Nurses Quarters and fencing over the compound wall at Arthur Road Hospital ...	48,014	—	48,014
Additions and alterations to V. D. Clinic Building at Bellasis Road ...	44,687	224	44,911
Provision of a Blood Bank at K. E. M. Hospital ...	87,628	—	87,628
Construction of a Badminton Court and one Canteen for the students of the G. S. Medical College ...	60,326	—	60,326
The work of constructing two new buildings and carrying out additions and alterations on the existing building occupied by the Powells Laboratory, etc., at the Bai Yamunabai L. Nair Hospital—			
Constructing a building with ground and 4 upper floors on the open plot of land outside the compound of the Nair Hospital for the Dental College and clinic and for the quarters for the staff of the Nair Hospital ...	4,11,662	32,277	4,43,939
Constructing a building with ground and 4 upper floors on the site of the existing godown at the Nair Hospital for the accommodation of 100 beds and quarters for the staff on the 4th floor. ...	3,33,492	9,586	3,43,078
Converting the existing Casualty Department into dispensary at the Nair Hospital ...	3,162	—	3,162
Reconstructing the existing female block of 40 beds at the Turner Sanatorium so as to increase the accommodation to 60 beds ...	34,470	12,269	46,739
Provision of wooden counters with gas and water fittings in the laboratory of the Physiological Pathology Dept. of Topiwala National Medical College ...	178	—	178
Providing an overhead storage tank with a sluice pump at Bellasis Road Maternity Home ...	17,308	—	17,308
Works at R. P. T. B. Hospital—			
(i) Construction of a drying shed ...	16,258	—	16,258
(ii) Additions and alterations to the existing mortuary ...	—	—	—
(iii) Additions and alterations to the existing R.M.O.'s Quarter ...	—	—	—
(iv) Additions and alterations to the existing Nursery Quarters ...	164	—	164
Purchase of equipment and additions and alterations to Indian military Hospital at Dharevi (Municipal Group of Hospitals at Sion)—			
(i) Expenditure in connection with taking over the Indian Military Hospital at Dharevi ...	Cr. 1,23,024	Cr. 60	Cr. 1,23,084
(ii) Addition and alteration to the existing structures at the Municipal Group of Hospitals at Sion ...	1,59,825	—	1,59,825
(iii) Do. to the existing structures for housing Nurses and Sisters ...	80,852	—	80,852
(iv) Converting one ward into quarters of M.S., A.M.O. and two Casualty Officers ...	34,471	—	34,471
(v) Laying 9" pipe sewer ...	7,339	—	7,339
(vi) Additions and alterations to the existing structures Nos. T/66, T/67, T/19, T/75, T/76 and waiting shed for patients at Municipal Group of Hospitals at Sion ...	1,37,968	—	1,37,968
(vii) Additions and alterations in the existing structures Nos. T/73, T/74 for converting them into Hospital Wards so as to accommodate additional 100 beds at M. G. H. at Sion ...	39,464	—	39,464
(viii) Additions and alterations to the existing structures Nos. T/61, T/62, T/63, T/64 and T/69 to accommodate labour staff at M. G. H. Sion ...	1,98,436	—	1,98,436
(ix) Additions and alterations to structures No. T/81 ...	7,125	—	7,125
Purchase of furniture for N. H. Dental College ...	64,886	1,046	65,932
Purchase of equipment for N. H. Dental College ...	75,897	60,903	1,36,800
Improvement in Water Supply at K. E. M. Hospital ...	10,527	7,438	17,965
Additions and alterations on the ground floor and addition of 1st floor to the X-Ray Therapy Department at the K. E. M. Hospital ...	28,213	36,792	65,005
Total Works in Progress ...	17,79,328	1,60,476	19,39,804
Total VI Medical Relief ...	1,00,91,961	1,60,476	1,02,52,437

† Exclusive of Rs. 30,000 expended out of the donation from Sir Ibrahim Rahimtoola, K.L., for combined School and Dispensary at Sandhurst Road and of Rs. 27,268-8-0 expended out of the amount received from Governor's Hospital Fund which was credited to the work of construction of one new ward for small-pox unit at Arthur Road Hospital.

* Expenditure amounting to Rs. 1,10,000 is booked under Trust Fund and that amounting to Rs. 3,35,000 is temporarily met out of Net Premia Fund.

APPENDIX No. 8—Contd.

	Total Capital Expenditure upto 31st March 1953.	EXPENDITURE DURING 1953-54.	Total Capital Expenditure upto 31st March 1954.
	Rs.	Rs.	Rs.
VII.—STREET CLEANSING CONSERVANCY ROAD WATERING AND HALALKHORE SERVICE			
Works completed (as per Report for 1952-53)	71,05,124	71,05,124
Works completed—			
Construction of incinerator for burning the kutchara in the City	15,780	15,780
Construction and repairs to Halalkhore Chawls No. 4 at Welpakhadi	39,621	39,621
Total Works Completed	71,60,525	71,60,525
Works in progress—			
Conversion of insanitary basket-prives into water-closets by subsidising House-owners	17,21,711	17,21,711
Providing Public conveniences at Chorupdeo Road	903	903
Conversion of privies on basket system into water closets by Subsidising House Owners in the northern part of the City	1,22,631	Cr. 13,139	1,09,492
Construction of Public conveniences in different parts of the City	1,32,957	4,707	1,37,664
Construction of chawls at Chinchpokli for the Labour Staff of the Conservancy Branch of the Health Department	4,27,358	4,27,358
Providing water connection for the supply of water to the labourers of the unloading contractors at Chembur and for domestic purposes	15,538	15,538
Construction of Additional Sanitary Conveniences at the Mang Garudi Camp near the Matunga Labour Camp	1,24,632	1,24,632
Renewing the old air and sealed sewage mains in the City	2,79,027	24,306	3,03,333
Constructing an additional Pumping Station at Love Grove	16,69,847	4,72,933	21,42,780
Providing a pumping station in place of Ejector Station at Chinchpokli	1,39,948	1,39,948
Acquisition of land to the south of Dadar Purification Works	6,58,477	1,498	6,59,975
Constructing an additional floor slab to the transformer house Love Grove Pumping Station	51,547	3,015	54,562
Works in connection with the scheme for the sewage at Wadala, Gowari Parts of Sewri Sion and Dharavi	2,08,647	2,08,647
Works in connection with the removal of the surcharged condition of the sewers in the City:			
(i) 33" dia Pipe Sewer at Arthur Road to DeLisle Road	14,948	14,948
(ii) Constructing a sump well and supply and erection of a Pumping Station	83,075	83,075
(iii) Construction of 42" and 48" high level gravitation sewer in Haines Road	1,31,031	1,31,031
(iv) Laying 36" C. I. Rising main	92,017	92,017
(v) Making connection from existing sewers and S. W. drains to the sump well	12,322	12,322
(vi) Gravitation sewer in Arthur Road	1,43,683	1,43,683
(vii) Ejectors at Fergusson and DeLisle Road	4,35,442	4,35,442
Laying 54" Hume Pipe Sewer from the junction of the proposed 36" sewer and 48" Hume Pipe sewer to the head manhole of 57" existing sewer along the new open channel	37,617	2,920	40,537
(2) Doing away with the surcharged condition of sewers draining to Arthur Road Ejector			
(i) 33" Sewer in Kalachowki Road	1,71,493	11,167	1,82,660
(3) Doing away with the surcharged condition of the sewers draining to the ejectors at Fergusson Road and DeLisle Road.			
Laying 36" Sewer in Fergusson Road	20,787	20,787
Laying 36" hume pipe sewer from T. P. Line Road to proposed 100' Road through R. C. Cemetery at Haines Road	28,476	54,048	82,524
30" in T. P. Line	268	268
Construction of a pump House and Sump Well	11,004	11,004
Providing and installing Pumping Sets	1,692	1,692
Purchasing land for Pump House	639	Cr. 9	630
Construction of a compound wall around the new pumping station at T. P. line Road & Fergusson Rd.	3,798	3,798
Laying Rising main 30" dia in Tubi Pipe Line Road from Pumping Station to Gravitation Sewer	5,511	5,511
Additional Works at Dadar Purification Works	59,802	59,802
Extension of Purification Plant at Dadar	30,28,780	13,142	30,41,922
Laying sewers in certain roads in the City where no sewers exist	1,44,956	24,305	1,69,261
Sewerage Scheme of Dharavi	21,32,022	1,10,104	22,42,126
Cement concrete encasing to the girders of the Final Settlement tanks at D. P. Works and guniting the Aeration Tanks at C.T.I. Tanks, etc.	84,152	9,764	93,916
Extension of a Pumping Station at Matunga and connecting the same to the existing void sewer	1,88,933	Cr. 44	1,88,889
Improving the existing sewerage system in the City	28,50,828	6,84,255	35,35,083
Diverting the discharge from the 16" s.s. main at the Carrol Road Ejector to 2'-2" S. W. drain along Fitwala's Road	8,770	8,770
Acquisition of certain plots in connection with the extension of the Labour Camp at Chembur	1,29,115	1,29,115
Works in Progress—Carried forward	1,53,65,075	14,12,281	1,67,77,356
VII.—Street Cleansing Total—Carried forward	71,60,525	71,60,525

APPENDIX No. 8—Contd.

	Total Capital Expenditure upto 31st March 1953.	EXPENDITURE DURING 1953-54.	Total Capital Expenditure upto 31st March 1954.
	Rs.	Rs.	Rs.
VII.—Street Cleansing—Carried forward ...	71,60,525	...	71,60,525
Works in Progress—Carried forward ...	1,53,65,075	14,12,281	1,67,77,356
Reconstructing and renovating the Municipal chawls at Colaba occupied by the Conservancy Staff of the P. H. D. ...	1,44,574	94,616	2,39,190
Reconstruction of the damaged sea wall of the biological Installation at Banganga together with staff quarters, etc. ...	71,524	...	71,524
Works to be carried on, by the side of the open drain from Matunga to Dharavi to pick up the sewage flowing into open drain 36" gravitation sewer along the open channel drain from 1,400, south of Lady Hardinge Road to the covered drain beyond Mahim Loop Lane... ..	2,88,729	87,146	3,75,375
Sewer connections to buildings in different parts of the City ...	21,938	30,822	52,760
Construction of 244 additional tenements for conservancy staff of the Health Department at Bapty Road Yard ...	291	2,358	2,649
Acquisition of land bearing C.S. No. 37 (Part) of Sion Division situated on the west side of Duncan Causeway (Sion) for a Municipal Pumping Station in connection with sewerage system for that area ...	70	...	70
Diverting the discharge from the existing sealed sewage main of Wadala Pumping Station into a new sewer proposed to be laid in Katrak Road ...	1,137	16	1,153
Replacing the existing 6" pipe sewer in Tadwadi off Girgaum Road by 9" pipe sewer	16,378	16,378
Laying a 33" dia pipe sewer in Dadar, Road etc.	963	963
Replacing the flouting roof over the digestion Tank at D. P. Works by a M. S. Sheetare	181	181
Diverting the existing 15" seal as sewage main of Chinchpokli Ejector Stationer	2,931	2,931
Constructing a structure for repairs workshop at D. P. Works	14,822	14,822
Works in Progress—Total ...	1,58,93,338	16,62,514	1,75,55,852
VII Shreet cleansing—Total ...	2,30,53,863	16,62,514	2,47,16,377
VIII.—ROADS, DRAINS AND SEWERS			
ROADS AND OVERBRIDGES—			
ROADS—			
Works completed (as per Report for 1952-53) ...	1,08,34,109	...	* 1,08,34,109
Works in Progress—			
Remaking Roads in accordance with demands of heavy traffic... ..	66,33,340	...	66,33,340
Permanent construction of existing Kutcha footpaths ...	12,83,632	16	12,83,648
Constructing a pucca retaining wall at the toe of Walkeshwar Road to support the Embankment ...	94,810	...	94,810
Widening 1st Marine Street ...	3,03,439	...	3,03,439
Providing cement concrete carriageway along the 50' road between Tulsi Pipe Line Road and Bhawanishankar Road, including modification of S.W. drainage arrangements ...	32,731	...	32,731
Permanent construction of narrow by-lanes in the City ...	2,54,890	15,343	2,70,233
Renewal of surfaces of roads for which no renewal fund exists. Providing traffic amenities such as (a) Subways and over-bridges (b) Traffic Islands (c) Pedestrian crossings ...	10,73,078	1,74,169	12,47,247
Filling in certain low lying lands ...	1,86,804	15,373	2,02,177
Widening the bottleneck at Dharavi Road near the Municipal Sluice House ...	62,154	...	62,154
Construction of footpaths where no footpaths exist ...	61,638	...	61,638
Renewal of Surfaces of Roads taken over from Ex-Trust—Victoria Gardens Road, etc. ...	2,7,0257	2,950	2,73,207
Widening the existing Kalewadi Lane to 20' and extending it to meet Queen's Road just in front of Charni Road Railway Station ...	3,22,816	...	3,22,816
Construction of half-width carriage way with a katcha footpath on the east-side of Tulsi Pipe Line between Dadar Main Road and Dadar Purification Works ...	39,705	...	39,705
Works in progress—			
Acquisition of properties in connection with the construction of new 72' Road connecting Girgaum Road to Charni Road ...	73,831	...	73,831
Paving footpath at Mahim Causeway from Mori Road to the bridge ...	4,13,191	...	4,13,191
Widening Chowpatty Sea Face between French Road and Harve Road ...	40,646	...	40,646
Works in progress—Total Carried forward ...	76,651	636	77,287
Total Roads Carried forward ...	1,12,23,613	2,08,487	1,14,32,100
Total Roads Carried forward ...	1,08,34,109	...	1,08,34,109

* Inclusive of Rs. 1,56,500 contributed by the Port Trust for Wadi Bunder Road.

APPENDIX No. 8—Contd.

	Total Capital Expenditure upto 31st March 1953.	EXPENDITURE DURING 1953-54.	Total Capital Expenditure upto 31st March 1954.
	Rs.	Rs.	Rs.
Total—Roads Brought forward ...	1,08,34,109	...	1,08,34,109
Total—Works in progress Brought forward ...	1,12,23,613	2,08,487	1,14,32,100
Construction of $\frac{1}{2}$ width Tulsi Pipe Line Road from Dadar to Mahim ...	1,72,005	1,608	1,73,613
Widening Chowpatty Road ...	2,76,600	126	2,76,726
Paving footpath at Mahatma Gandhi Road from Dhobi Talao to Churchgate Street (Cement concrete pavement in situ) ...	93,804	...	93,804
Constructing Tejpal Road West of Gowalia Tank Maidan ...	36,278	...	36,278
Widening the South Approach of Bandra Causeway ...	1,06,630	2,180	1,08,810
Extending Chowpatty Bunder	1,365	1,365
Widening of Globe Mill Passage	Cr. 5,631	Cr. 5,631
Total—Works in progress ...	1,19,08,930	2,08,135	1,21,17,065
Total Roads ...	2,27,43,039	2,08,135	2,29,51,174
OVERBRIDGES—			
Works completed (as per Report for 1952-53) ...	54,36,316	...	54,36,316
Construction of an overbridge across the Harbour Branch Line of G. I. P. Railway South of Kurla Station ...	6,300	...	6,300
Overbridges—Total ...	54,42,616	...	54,42,616
STREET IMPROVEMENTS—			
Street Improvements in different places—Set-backs ...	1,76,37,903	5,36,459	1,81,74,362
Adding set-backs to roads ...	5,78,350	23,880	6,02,230
Special Street Improvements ...	**19,000	...	19,000
Street Improvements—Total ...	1,82,35,253	5,60,339	1,87,95,592
DRAINS AND SEWERS—			
Works completed (as per Reports for 1952-53) ...	3,73,56,240	...	3,73,56,240
Drainage connections in different parts of the City ...	7,83,839	...	7,83,840
Construction of water gullies on various roads in the City ...	46,701	...	46,701
Providing Relief drains, etc., for preventing the flooding at Vincent Road near Poibavdi ...	95,652	...	95,652
Renewing or remodelling the old subsidiary S.W. drains in the City—			
(1) Providing S. W. drain with the manhole and W.E. in portion of Cannon Road and Murzban Road ...	4,205	...	4,205
(2) Extension of S. W. drain along Cannon Road, Murzban and Bastian Road ...	2,746	...	2,746
(3) Providing 12" pipe drain with manholes and water gullies, etc. at T. Parashram Street between Sandhurst Road and Durgadevi Road ...	6,419	...	6,419
(4) Providing 12" Pipe drain with manhole and water gullies at Dhabu Street between Sandhurst Road and Grant Road ...	14,864	...	14,864
(5) Providing 12" pipe drain with manhole in Packmodia Street between Guzar Street and Cooper 1st Street ...	5,349	...	5,349
(6) S. W. Drain in Durgadevi Street ...	22,475	...	22,475
(7) S. W. Drain in Hope Street ...	12,760	...	12,760
(8) S. W. drains in Khoja Street ...	8,886	...	8,886
(9) S. W. drains in Caribdes Street ...	7,333	...	7,333
(10) S. W. drain* in Samuel Street ...	61,919	...	61,919
(11) S. W. Drains in old Bengalipura Street ...	14,692	...	14,692
(12) S. W. Drains in Nakhuda Street ...	10,405	...	10,405
(13) S. W. drains in Bhajipala Street ...	14,970	...	14,970
(14) S. W. drains in Sarang Street ...	11,117	...	11,117
(15) S. W. drains in Janjekar Street ...	13,072	23,882	36,954
(16) S. W. Drains in Tejpal Road ...	5,280	210	5,490
Providing under ground S. W. Drains in lieu of the existing open side drains in the City (1) D'Lima Street; (2) Matharpakhadi; (3) Bhoiwada ...	2,48,987	6,726	2,55,713
Total works in progress Carried forward ...	13,91,671	30,819	14,22,490
Drains and Sewers Carried forward ...	3,73,56,240	...	3,73,56,240

† Inclusive of Rs. 91,234 received from Government on account of contribution from Provincial share of Petrol tax and widening the bridge at Love Grove Pumping Station.

** This was paid out of Road Improvement Fund

APPENDIX No. 8—Contd.

	Total Capital Expenditure upto 31st March 1953.	EXPENDITURE DURING 1953-54.	Total Capital Expenditure upto 31st March 1954.
	Rs.	Rs.	Rs.
Drains & Sewers—Total ...	3,73,56,240	...	3,73,56,240
Total—Works in progress ...	13,91,671	30,819	14,22,490
Providing Storm Water Drains in certain roads in the City where no W. Drains exist ...	2,15,173	33,613	2,48,786
Additional floor over Chowkidar's quarters at (G Ward) Office * at DeLisle Road ...	7,346	...	7,346
Construction of a shed at Babulla Tank Drainages yard for garaging various machines ...	17,442	...	17,442
Providing 12" dia. S.W drain in lieu of existing open water course off Fitwalla Road ...	13,372	233	13,607
Measures for relieving flooding in the City ...	98,538	12,787	1,11,385
Doing away with the open side drain on the east side of Warden Road ...	19,643	...	19,643
Acquisition of land for shifting cemeteries at Hains Road in connection with the proposed Love Grove out fall work ...	3,55,634	264	3,55,898
Providing storm water outlets at Chowpatty foreshore ...	1,22,864	...	1,22,864
Improving the sewerage facilities in Warden Road, Nepean Sea Road and Banganga localities ...	104	...	104
Laying S. W. Drains in Mahatma Gandhi Road ...	266	...	266
Permanent Construction of Sleater Road between Grant Road and Falkland Road ...	1,93,856	562	1,93,294
Diversion of Storm Water drains passing across the Grant Road Railway Station ...	7,251	18,472	25,723
Providing carriage entrances in front of completed buildings ...	11,892	12,261	24,153
Permanent construction of Sleater Road between Grant Road Railway Station and Nana Chowk including drainage and lighting ...	51,696	1,880	53,576
S. W. drainage connections to the buildings in different parts of the City ...	14,402	11,003	25,405
Providing baths and washing places for the workers at Worli Crushers and Asphalt Plant ...	10,404	352	10,756
Strengthening the north wing wall at cleave Land Bunder out fall and extending the same to Prevent the blocking of the out fall channel.	7,636	7,636
Total—Works in progress ...	25,31,614	1,28,760	26,60,374
Drains & Sewers ...	3,98,87,854	1,28,760	4,00,16,614
VIII—Roads Drains & Sewers ...	8,63,08,762	8,97,234	8,72,05,996*
IX.—MECHANICAL			
Works completed (as per Report for 1952-53.) ...	30,97,534	...	30,97,534
Works newly completed— Repairs and alterations to the Stables at Arthur Road, Tardeo for converting them into garages ...	50,251	...	50,251
Total—Works completed ...	31,47,785	...	31,47,785
Works in progress— Purchase of necessary Plant and Machinery to utilise surplus sludge gas available at the Sludge Digestion Plant to run the Municipal motor lorries ...	1,44,514	1,852	1,46,366
Renewing 15" Sealed Sewage main of the DeLisle Rd. Ejector ...	43,989	...	43,989
Providing additional transformer at Love Grove Pumping Station ...	93,509	47,706	1,41,215
Purchasing and erecting of a modern types slow speed air compressor at Warden Road air compressor station ...	23,671	10,549	34,220
Installation of a Foundry at the Municipal Workshop ...	29,980	11,581	41,561
Providing office accommodation at D. P. Works ...	9,968	...	9,968
Construction of a Central Garage for accommodating the Municipal Motor Vehicles at Worli ...	2,855	...	2,855
Works in progress—Total ...	3,48,486	71,688	4,20,174
IX.—Mechanical—Total ...	34,96,271	71,688	35,67,959
X.—BUILDINGS, LAND ACQUISITION AND MANAGEMENT			
COMPLETED WORKS TRANSFERRED FROM—			
XII.—Building Regulations and other measures for Public Safety—(As per Report for 1952-53) ...	17,292	...	17,292
Works completed— Mahalaxmi Overbridge ...	13,75,263	...	13,75,263
Golanji Hill Road (Part expenditure booked under VIII.—Roads etc.) ...	7,66,975	...	7,66,975
Hornby Road to Ballard Pier Road ...	1,93,18,431	...	1,93,18,431
Dalal Street ...	4,01,322	...	4,01,322
Mahim Park ...	61,73,867	89	61,73,956
Plant and Machinery ...	20,673	...	20,673
X—Building, etc.—Total—Carried forward ...	2,80,73,823	89	2,80,73,912

* This includes Rs. 15,995-10 met out of premia on Loans.

APPENDIX No. 8—Contd.

	Total Capital Expenditure upto 31st March 1953	EXPENDITURE DURING 1953-54	Total Capital Expenditure upto 31st March 1954
	Rs.	Rs.	Rs.
X—Building etc.—Total—Brought forward ...	2,80,73,823	89	2,80,73,912
MAHIM DEVELOPMENT SCHEMES—			
Scheme I.—Construction of a proposed road from Lady Jamshedji Road to Mahim Station ...	4,68,591	...	4,68,591
Scheme II.—Construction of two proposed roads and a park between Nardulla Tank and Dadar Kumbharwada ...	7,82,105	...	7,82,105
Scheme III.—Extension of the new DeLisle Road northwards to Lady Jamshedji Road ...	19,10,915	...	19,10,915
Scheme IV.—Widening and improving Lady Jamshedji Road ...	34,49,872	...	34,49,872
Scheme V.—Road in continuation of Mahim Bazar Cross Road to Tulsi Pipe Line Road ...	3,21,171	...	3,21,171
Scheme VI.—Proposed Road between Matunga and Dadar Station connecting Lady Jamshedji Road with Tulsi Pipe Line Road (Road Marked A, B) ...	63,485	...	63,485
Scheme VII.—Roads to be constructed in the area south of proposed Road between Matunga and Dadar Station as per Scheme No. VI (Roads marked B C, C D and D E) ...	5,54,285	...	5,54,285
Scheme VIII.—Roads to the south and north of E. D. Sassoon Dye Works ...	2,76,670	...	2,76,670
Laying mains in Mahim Development Scheme ...	96,707	...	96,707
Diversion of water mains affected by the Mahim Development Works ...	3,149	...	3,149
Town planning Scheme for the area near Masjid Station devastated by the explosion—Preliminary expenses, cost of Survey and acquisition ...	3,35,029	1,00,571	4,35,600
Development of the Interior portion of the Northern part of the Island at Mahim ...	2,94,190	1,08,000	4,02,190
Mahim Development—Total ...	85,56,169	2,08,571	87,64,740
Interest on Capital ...	70,10,837	...	70,10,837
X.—Buildings, Land Acquisition and Management Total...	4,36,40,829	2,08,660	4,38,49,489
XI.—FIRE BRIGADE			
Works completed (as per Report for 1952-53) ...	13,56,156	...	13,56,156
Works in Progress—			
Construction of a part of the proposed Fire Brigade Station at Worli ...	2,51,875	5,357	2,57,232
Acquisition of land bearing C.S. No. 313/69 (Part), 124 and 3/69 (Part) of Colaba Division (Old Gun Factory Site) for New Fire Brigade Station and Municipal School for serving both Colaba and Marine Drive Areas ...	70	...	70
XI.—Fire Brigade—Total ...	16,08,101	5,357	16,13,458
XIII.—GARDENS AND OPEN SPACES			
Works completed (as per Report for 1952-53) ...	36,76,874	...	36,76,874
Reconstructing a portion of a compound wall of the old Maratha Hospital premises ...	14,377	4,833	19,210
Construction of an orchid house at Victoria Gardens ...	9,386	...	9,386
Providing new W.I. ornamental gates at the main entrance of the Victoria Gardens ...	19,416	...	19,416
Constructing a retaining wall for Plot 'C' for being maintained as a playground near Mafatlal Park at Bhulabhai Desai Road... ..	7,039	15,828	22,867
Proposed Nursery Stores Shed at Victoria Gardens...	13,996	13,996
Additions and alterations to the conservancy at Victoria Gardens...	20,291	20,291
XIII—Gardens—Total ...	37,27,092	54,948	37,82,040
XIV.—MARKETS AND SLAUGHTER HOUSES			
Works completed (as per Report for 1952-53) ...	82,73,269	...	82,73,269
Works in progress—			
Constructing a building for a new and up to date Refrigerator plant at A. C. Market ...	1,66,993	1,745	1,68,738
Extension of fish section at Arthur Crawford Market ...	6,61,235	16,681	6,77,916
Construction of a temporary Market at Gopi Tank ...	51,522	3,199	54,721
Converting the existing 60 wooden Stalls in Vegetable Section in the Erskine Road Market ...	22,399	...	22,399
Construction of a Combined Municipal Market at Worli Chawl ...	Cr. 3	...	Cr. 3
Acquisition of land bearing C.S. No. 43 of Sion Division near Kings' Circle high level station for the construction of Municipal combined market at Matunga ...	77	...	77
Construction of a Municipal Market on Plot Nos. 104, 105, 120 and 121 in Scheme 29, Nowroji Hill Estate, etc.	126	126
Acquisition of Government land bearing C.S. No. 1/408 (Part) of Parel Sewree Division for a proposed market	3,180	3,180
Works in progress Total ...	9,02,223	24,931	9,27,154
XIV.—Markets and slaughter Houses—Total ...	91,75,492	24,931	92,00,423

APPENDIX No. 8—Contd.

	Total Capital Expenditure upto 13th March 1953.	Expenditure during 1953-54.	Total Capital Expenditure upto 31st March 1954.
	Rs.	Rs.	Rs.
XV.—SLUM SERVICE.			
Works completed (as per Annual Report for 1952-53) ...	3,72,012	...	3,72,012
Works in progress—			
Construction of Drains and filling in storm water channel from Fergusson Road to Haines Road ...	2,88,779	365	2,89,144
Realigning and regrading open storm water channel from Dadar Pumping Plant upto Century Mill ...	3,52,083	1,03,749	4,55,832
XV—Works in Progress—Total ...	6,40,862	1,04,114	7,44,976
XV.—Slum Service—Total ...	10,12,874	1,04,114	11,16,988
XVI.—MEASURES FOR CIVIL DEFENCE.			
Purchase of Stores Equipment ...	1,86,805	344	1,87,149
XVII.—GREATER BOMBAY.			
Preliminary expenses in connection with the preparation of the Master Plan for Greater Bombay (Municipal Share) ...	2,19,335	5,893	2,25,228
DISCOUNT AND OTHER CHARGES ON THE LOANS			
Discount and other charges on the loans (as per Report for 1947-48) ...	*5,87,246	...	5,87,246
do. Rs. 54 Lakhs of 1946-47 ...	81,000	...	81,000
do. Rs. 75 do. 1947-48 ...	1,97,884	...	1,97,884
do. Rs. 61 do. 1948-49 ...	91,500	...	91,500
do. Rs. 125 do. 1949-50 ...	2,99,185	...	2,99,185
do. Rs. 290 do. 1950-51 ...	7,51,069	...	7,51,069
do. Rs. 268 do. 1951-52 ...	5,32,379	...	5,32,379
do. Rs. 348 do. 1952-53 ...	11,03,858	...	11,03,858
do. Rs. 245 do. 1953-54	4,60,671	4,60,671
Discount and other charges—Total ...	36,44,121	4,60,671	41,04,792
PLANT AND MACHINERY.			
Completed Items—			
Plant and Machinery purchased (as per Report for 1952-53) ...	12,61,433	...	12,61,433
Works newly completed			
I.—GENERAL SUPERVISION, COLLECTION OF REVENUE, Etc.			
Purchase of Adrema Machine with necessary equipment for mechanising of Tax Bill, etc. for A. & C. Department ...	71,507	...	71,507
Purchase of a car for His Worship the Mayor ...	9,902	...	9,902
Purchase of a car and two station wagons for the use of Paymasters ...	37,947	...	37,947
Total, I.—General Supervision, etc. ...	1,19,356	...	1,19,356
II.—WATER WORKS.			
Purchase of two light trolleys for O. C. Division ...	28,282	...	28,282
Purchase of one Kilo watt lighting set for the maintenance branch ...	1,458	...	1,458
Replacement of Theodolites ...	3,996	...	3,996
Replacement of levelling instrument ...	1,633	...	1,633
Providing screen to inlet bay at Vehar and outlet well at Tansa ...	47,973	...	47,973
Purchase of one jeep for the Outside City Division ...	12,340	...	12,340
Purchase of one multi purpose machine for carpentry section of Maintenance Branch ...	7,180	...	7,180
Replacement of Prismatic compasses ...	340	...	340
Purchase of a motor trolley for the travelling dispensary ...	24,216	...	24,216
Loco for Outside City ...	26,911	...	26,911
Additional chlorinating Plant within limits of the City ...	54,687	...	54,687
Transformer Type Electric Welding set for maintenance Workshop ...	4,078	...	4,078
Purchase of welding transformer for Ghatkoper Workshop ...	3,921	...	3,921
Purchase of two number of Jack hammers for Outside City Division ...	2,533	...	2,533
Purchase of combined Ammeter, Voltmeter and Pohlmeter for Maintenance Branch ...	534	...	534
Purchase of an underwater gas cutting torch with fittings ...	2,516	...	2,516
Total, II—Water Works ...	2,22,598	...	2,22,598
Completed Items Total ...	12,61,433	...	12,61,433

* Out of this, a sum of Rs. 11,004-15-0 was met out of premia on loans.

APPENDIX No. 8—contd.

	Total Capital Expenditure upto 31st March 1953	Expenditure during 1952-53	Total Capital Expenditure upto 31st March 1954
	Rs.	Rs.	Rs.
VI.—MEDICAL RELIEF AND EDUCATION			
Providing an Ambulance for the use of Municipal General Hospital, Sion	12,382		12,382
Providing one ambulance for the K. E. M. Hospital	15,424		15,424
High speed electric centrifuge for serological work	536		536
Purchase of pentastate for M. O. V. Dispensary	1,237		1,237
Purchase of one Electro cardiograph Machine for K.E.M. Hospital	9,998		9,998
Total VI Medical Relief and Education	39,577		39,577
VII.—STREET CLEANSING, CONSERVANCY, ROAD WATERING AND HAULKHORE SERVICE.			
Purchase of two chain polley blocks for L. G. P. Station	2,339		2,339
Purchase of 3 chassis required for one hearse and two ambulances	2,481		2,481
Purchase of one unit of Niagara Martin High Pressure vehicle water equipment	4,402		4,402
Purchase of small Worthington Iron Pump for the compressor at Colaba Air Compressor	1,432		1,432
Purchase of current transformers	9,537		9,537
Purchase of 5 steelwood composite wagons	46,287		46,287
Purchase of Fergusson Trailer fitting with Tank	4,436		4,436
Total, VII.—Street Cleansing, etc.	70,894		70,894
VIII.—ROADS, S. W. DRAINS AND SEWERS.			
Purchase of rollers	250		250
Purchase of a pipe laying winch No. 2	1,131		1,131
Purchase of a standard vibrating hard screen completed with petrol, engine, pair of handles and wooden rollers	1,655		1,655
Purchase of equipment for mechanization of drainage services	96,625		96,625
Purchase of 3 O.K. Champion Sewer Cleaners	35,797		35,797
Purchase of concrete mixers— (a) 10.5 C.ft. capacity	9,609		9,609
(b) 7.10 C.ft. capacity	8,544		8,544
Purchase of two De-Watering Pumps	5,904		5,904
Purchase of pick up trucks for drainage work	28,369		28,369
Total, VIII.—Roads, S. W. Drains and Sewers.	1,87,884		1,87,884
IX.—MECHANICAL.			
Purchase of two portable electric welding sets in Municipal Workshop	5,593		5,593
Purchase of one time punching clock for keeping the time of attendance of workers in Municipal Workshops	2,570		2,570
Total, IX.—Mechanical	8,163		8,163
X.—BUILDINGS, LAND ACQUISITION AND MANAGEMENT.			
Purchase of one lorry for stall boards	17,597		17,597
Total, X.—Buildings, etc.	17,597		17,597
XI.—FIRE BRIGADE.			
Purchase of one motor lorry with closed body	16,522		16,522
Purchase of one Motor Pump (Fire Engine and one Fire Escape)	54,130		54,130
Purchase of one Motor Ambulance	16,145		16,145
Purchase of a motor lorry in replacement of old one	15,305		15,305
Total, XI.—Fire Brigade	1,02,102		1,02,102
XIII.—GARDENS AND OPEN SPACES.			
Purchase of a motor truck for Garden Department	18,693		18,693
Total, XIII.—Gardens and Open Spaces	18,693		18,693
MUNICIPAL PRINTING PRESS.			
Purchase of— (a) 1 Cutting Machine	10,519		10,519
(b) 1 Treadle Perforating Machine	1,702		1,702
(c) 1 Axomatic Cylinder Printing Machine	27,328		27,328
(d) Automatic Proof Press	7,549		7,549
Total—Municipal Printing Press	47,098		47,098
Newly completed items—Total	8,33,962		8,33,962
Completed item—Total	20,95,395		20,95,395

APPENDIX No. 8—contd.

	Total Capital Expenditure upto 31st March 1953.	Expenditure during 1953-54.	Total Capital Expenditure upto 31st March 1954.
	Rs.	Rs.	Rs.
<i>Plant and Machinery to be purchased out of Net Premia Fund.</i>			
II.—WATER WORKS.			
Purchase of a light van or station wagon for fire service	12,115	302	12,417
Providing a travelling crane for motor repair shop at DeLisle Road	105	3,429	3,534
Purchase of 15 H.P. Motor for Maintenance Workshop	1,455	540	1,995
Replacement of lighting set at Tansa	14,310	9,217	23,527
Replacing the Pump of portable chlorinating unit and providing it on chassis	1,891	---	1,891
Replacement of 75 H.P. Booster Pumps (2 Nos.) at Bhandarwada Hill Reservoir	2,978	4,670	7,648
Purchase of new meters	31,068	---	31,068
Purchase of 2,842 new meters for replacement of old ones	3,48,805	---	3,48,805
Purchase of new meters	1,48,335	---	1,48,335
Conversion of hand operated S.V. into electrically operated one at Bhandarwada Hill Reservoir one 30' on 36' New Tansa inlet to Reservoir No. III	20,562	---	20,562
Purchase of spare spindles for electrically operated sluice valves	---	990	990
V.—PUBLIC HEALTH DEPARTMENT.			
Purchase of a Chevrolet Pick up for the Insecticide Branch, Health Department	14,708	---	14,708
Purchase of a Mobile Propaganda Unit consisting of—			
(1) One light chassis and construction of the body	17,000	---	17,000
(2) One Public Address System with battery	2,052	---	2,052
(3) Portable 16 m.m. equipment with loud speaker and accessories	4,798	---	4,798
(4) Dynamo, Generator and Electrical Fittings	2,784	---	2,784
VI.—MEDICAL RELIEF AND EDUCATION.			
Extension of Mortuary Cabinet at the Arthur Road Hospital	7,862	---	7,862
VII.—STREET CLEANSING AND CONSERVANCY, Etc.			
Purchase of Equipment for improving the methods of collection and transport of refuse in the City	3,09,059	56,016	3,65,075
VIII.—ROADS, DRAINS AND SEWERS.			
Purchase of a portable asphalt mixer—required in connection with the work of renewing Street Asphalt Surfaces of Roads	30,477	1,275	31,752
Heavy 3 Wheels Road Rollers (No. 5)	2,03,208	5	2,03,213
Purchase of 8 Road Rollers	1,389	1,32,296	1,33,685
Purchase of one Industrial Wheel tractor 4 of 25 drawbars H.P.	87	---	87
Supply and erection etc., of 80 B.H.P. motor at Worli	10,501	2,625	13,126
Light Road Rollers (No. 8)	61,557	74,222	1,35,779
Electric Motor 80 H.P. Stand Bye For Crushers	---	12,000	12,000
Vibrators for Road Concrete	---	4,079	4,079
Gas Welding Plant	---	975	975
One Electric Air Compressor of 10 at capacity	---	1,584	1,584
Net Premia Fund Total	12,47,106	3,04,225	15,51,331
<i>Plant Machinery to be purchased out of Fire and Accident Insurance Fund</i>			
II.—WATER WORKS.			
Purchase of new meters	47,547	1,87,177	2,34,724
Purchase of one enclosed van for Fire Service for the distribution Branch	12,115	587	12,702
Purchase of Power Turn Cock for Hydraulic Engineer's Department	---	17,306	17,306
Purchase of 2,842 New Meters for replacement of old ones	---	31,860	31,860
Purchase of a Radial Drilling Machine for the outside City Division	---	11,925	11,925
VI.—MEDICAL RELIEF AND EDUCATION.			
Disinfecter boiler vertical type @ the K.E.M. Hospital	---	10,193	10,193
VII.—STREET CLEANSING AND CONSERVANCY, Etc.			
Purchase of spare motors for Sulze and Vichar Gill Pumps at Love Grove Pumping Station	43,000	4,770	47,770
Supply and erection of two electrically driven verticle spindle pumps for Matunga Pumping Station	53,068	2,421	55,489
Construction of 50 steelwood composite wagons	27,543	---	27,543
(Installation of two additional pumping sets with necessary equipments at Mahim Pumping Station	36,127	24,421	60,548
Supply and installation of four electrically driven pumping sets for the proposed pumping station at T. P. Line Road	91,180	13,437	1,04,617
Purchase of Equipment for Improving the methods of collection and transport of refuse in the City	31,196	---	31,196
Replacing pumps at D. P. Works by pumps of larger capacity	---	1,00,870	1,00,870
IX.—MECHANICAL.			
Purchase of one portable electric welding set for the use of Municipal Workshop	1,361	---	1,361
XIV.—MARKETS AND SLAUGHTER HOUSES.			
Providing a new and upto date Refrigerator Plant at Arthur Crawford Market	1,25,508	1,745	1,27,253
Purchase of 2 vehicles for meat carriage	1	24,794	24,795
MUNICIPAL PRINTING PRESS			
Purchase of high speed Centurian two Revolution Press	---	4,705	4,705
Municipal Fire & Accident Insurance fund Total	4,68,646	4,35,211	9,04,857

APPENDIX No. 8—contd.

	Total Capital Expenditure upto 31st March 1953.	Expenditure during 1953-54.	Total Capital Expenditure upto 31st March 1954.
	Rs.	Rs.	Rs.
K. E. M. Hospital Research Fund.			
II.—WATER WORKS.			
Purchase of one Radial Drilling Machine for Workshop	9,797	1,267	11,064
Replacement of Pressure Recorders (No. 10)	4,455	...	4,455
V.—PUBLIC HEALTH DEPARTMENT.			
Purchase of a new Van for fittings in a 35 M.M. sound equipment in replacement of the present Van	21,414	...	21,414
VI.—MEDICAL RELIEF AND EDUCATION.			
Refrigerator Domestic Type No. 756697 (G.E.) at G. S. M. College	1,132	...	1,132
VII.—STREET CLEANSING AND CONSERVANCY, ETC.			
Purchase of one vehicle for offal	...	2,510	2,510
K. E. M. Hospital Research Fund—Total	35,666	4,909	40,575
Pre Cast Concrete Slab Pavement Renewal Fund.			
I.—GENERAL SUPERVISION, Etc.			
Replacement of Municipal Commissioner's Car	17,392	...	17,392
VII.—STREET CLEANSING AND CONSERVANCY, ETC.			
Purchase of machinery required for a repair workshop at D. P. Workshop	17,278	...	17,278
Purchase of the following Laboratory equipment at the D. P. Workshop—			
(A) Orsat Gas Apparatus improved and utilised with spence for mixture etc.	1,381	...	1,381
(B) Pressure Vaccine Unit for suspended solids with spares	1,552	...	1,552
(C) Electro-Photometer for all colorimetric Analysis Ammonia nitrates Iron etc.	2,393	...	2,393
(D) High Class Water distilling still	1,773	...	1,773
IX.—MECHANICAL			
Conversion of two milk vans into Ambulance	...	2,960	2,960
XI.—FIRE BRIGADE			
Purchase of one Turn table Ladder with Pump	...	5,000	5,000
XII.—LICENSING, Etc.			
Purchase of one weighing machine in replacement of the existing one	1,369	...	1,369
XIV.—MARKETS AND SLAUGHTER HOUSES.			
Purchase of two vehicles for meat carriage	307	63,857	64,164
Pre cast Concrete Slab Pavement Renewal Fund—Total	42,445	71,817	1,14,262
Slum Service Fund.			
VII.—STREET CLEANSING AND CONSERVANCY, Etc.			
Purchase of 2 vehicles for cesspool	7,638	...	7,638
VIII.—ROADS, DRAINS AND SEWERS.			
Purchase of 6 flexible sewer rods	13,430	...	13,430
Electric Motor 80 H.P. Stand Bye for Crushers	...	2,961	2,961
Slum Service Fund—Total	21,068	2,961	24,029

APPENDIX No. 8—contd.

	Total Capital Expenditure upto 31st March 1953	Expenditure during 1953-54	Total Capital Expenditure upto 31st March 1954
	Rs.	Rs.	Rs.
<i>Renewal of Road Surface Fund.</i>			
VI.—MEDICAL RELIEF AND EDUCATION			
Refrigerating plant for the cold room at K. E. M. Hospital		4,388	4,388
VII.—STREET CLEANSING AND CONSERVANCY, ETC.			
Purchase of equipment for improving the methods of collection and transport of refuse in the City	6,78,408		6,78,408
Construction of 50 steel wood composite refuse wagons		9,566	9,566
VIII.—ROADS SEWERS AND DRAINS, ETC.			
Purchase of road equipment		12,504	12,504
Heavy 3 Wheel Road Rollers (No. 5)		37,476	37,476
114" W. B. two ton truck for construction chowky at Wadala		17,278	17,278
Purchase of one silt lorry		21,417	21,417
IX.—MECHANICAL			
Spare Centrifugal Pump for the overhead storage tank	1,263		1,263
Pulley blocks		2,549	2,549
Purchase of meat vans (2 Nos.)		512	512
XI.—FIRE BRIGADE			
Purchase of a new fire tender with extension ladder	20,752	1,442	22,194
Taking over 3 Milk Vans from M. E. and converting them into Ambulance for Fire Brigade Department		5,291	5,291
XII.—LICENSING			
Purchase of 2 vehicles for removal of Encroachments from Public Street		37,116	37,116
Renewal of Road Surface Fund—Total	7,00,423	1,49,532	8,49,962
<i>Hospital Fund.</i>			
VI.—MEDICAL RELIEF AND EDUCATION			
Purchase of X-Ray apparatus for use at the K. E. M. Hospital	4,30,920	2,32,332	6,63,252
Purchase of one shortwave Diathermy machine	3,949		3,949
Purchase of one verticle Reontgenoscope for B. Y. L. Nair Charitable Hospital	8,615		8,615
Equipment for Neuro-Surgical Unit at K. E. M. Hospital	838		838
Purchase of Horizontal High pressure Sterilizer		9,451	9,451
Disinfecter boiler vertical type at the K. E. M. Hospital		8,169	8,169
Deep X-Ray therapy Machine including the cost of constructing a radiation Road proof Room at M. G. Hospital, Sion		76,259	76,259
VII.—STREET CLEANSING AND CONSERVANCY, ETC.			
Purchase of equipment for improving the methods of collection and transport of refuse in the City	12,16,890		12,16,890
Hospital Fund—Total	13,61,212	3,26,211	16,87,423
<i>K. E. M. Hospital Equipment Fund.</i>			
VI.—MEDICAL RELIEF AND EDUCATION			
Refrigerating plant for the cold room at the K. E. M. Hospital		23,000	23,000
VII.—STREET CLEANSING AND CONSERVANCY, ETC.			
Purchase of 2 vehicles for cesspool	484		484
Purchase of one vehicle for offal	9,595		9,595
MUNICIPAL PRINTING PRESS			
Purchase of Delivery Van	7,735		7,735
Purchase of high speed Centurian two revolution press	43,795		43,795
K. E. M. Hospital Equipment Fund—Total	61,609	23,000	84,609

APPENDIX No. 8—Contd.

	Total Capital Expenditure upto 31st March 1953.	Expenditure during 1953-54.	Total Capital Expenditure upto 31st March 1954
	Rs.	Rs.	Rs.
Depreciation Fund for replacement of Plant and Machinery.			
I.—GENERAL SUPERVISION, Etc.			
Air Conditioning the western verandah of the M. C.'s Room, etc. ...	13,556	1,291	14,847
II.—WATER WORKS.			
Providing level indicating and recording instrument at Tower Bungalow at Malbar Hill Reservoir ...	2,933	...	2,933
VII.—STREET CLEANSING AND CONSERVANCY, Etc.			
Purchase of a Centrifugal pump with motor for the L. G. P. Station No. 2	457	457
Purchase of 3 Karrir Bantam Vehicles	54,084	54,084
Purchase of 12 Nos. Diesel Drain Chassis and 12 Nos. D. D. Units ...	5,88,492	...	5,88,492
Purchase of two vehicles for cesspool ...	62,212	21,158	83,370
Purchase of Equipment for improving the methods of collection and transport of refuse in the City ...	11,508	...	11,508
Purchase of vehicles for removal of silt ...	1,296	...	1,296
Purchase of one vehicle for offal ...	2,000	...	2,000
Additional capacitors or condensers at D. P. works Extension Plant to improve the Power Factor	11,725	11,725
Purchase of welding plant for the Arthur Road Garage	2,641	2,641
Portable Air Compressor Unit	2,564	2,564
Provision of capacitors at Colaba A. C. Station to improve the Power Factor	10,847	10,847
XI.—FIRE BRIGADE.			
Replacement of one Motor Ambulance ...	8,574	...	8,574
XIV.—MARKETS AND SLAUGHTER HOUSES			
Purchase of 7 vehicles for meat carriage	20,088	20,088
Depreciation Fund for Replacement of Plant and Machinery—Total ...	6,87,275	2,39,815	9,27,050
Plant and Machinery Depreciation Fund.			
I.—GENERAL SUPERVISION, etc.			
Conversion of a milk van into a semi Station Wagon for Controller of Stores Department	1,436	1,436
VI.—MEDICAL RELIEF AND EDUCATION			
Disinfecter boiler vertical type, at the K. E. M. Hospital	1,898	1,898
Purchase of encephalogram for B. Y. L. Nair Hospital	22,200	22,200
Purchase of Rotating Anode Tube for B. Y. L. Nair Hospital	9,637	9,637
VII.—STREET CLEANSING AND CONSERVANCY, Etc.			
Purchase of 12 Nos. Diesel Driver Chassis and 12 Nos. D. D. Units ...	5,81,111	...	5,81,111
Purchase of Equipment for improving the methods of collection and transport of refuse in the City ...	52,9271	...	52,9271
VIII.—ROADS, DRAINS AND SEWERS.			
Purchase of road equipment ...	4,11,990	21,972	4,33,962
XI.—FIRE BRIGADE.			
Purchase of one turn table Ladder with Pump	1,82,440	1,82,440
Purchase of two trailer pumps	25,870	25,870
Purchase of one Motor Car ...	17,387	...	17,387
MUNICIPAL PRINTING PRESS.			
Purchase of Delivery Van ...	9,061	...	9,061
Plant and Machinery Depreciation Fund—Total ...	15,48,820	2,65,453	18,14,273
Garden Fund.			
VII.—STREET CLEANSING AND CONSERVANCY, Etc.			
Purchase of one vehicle for offal ...	25,621	3,969	29,590
Replacing pumps at D. P. Works by pumps of larger capacity	20,271	20,271
Supply and installation of four electrically driven pumping sets for the proposed pumping station at T. P. Line Road	3,000	3,000
Total—Garden Fund Carried Forward ...	25,621	27,240	52,861

Appendix No. 8—Concl'd.

	Total Capital Expenditure upto 31st March 1953	Expenditure during 1952-53	Total Capital Expenditure upto 31st March 1954
Total—Garden Fund Brought forward ...	Rs. 25,621	Rs. 27,240	Rs. 52,861
X.—BUILDINGS, LAND ACQUISITION AND MANAGEMENT			
Purchase of a Car for Special Engineer (in replacement of the B.M.Y. 3777)	16,689	16,689
Garden Fund—Total ...	25,621	43,929	69,550
Total—Plant and Machinery, Works in progress ...	61,99,891	18,68,070	80,67,961
Total—Plant and Machinery ...	82,95,286	18,68,070	1,01,63,356
Assets written off ...	Cr. 23,79,212	Cr. 14,49,368	Cr. 38,28,580
Plant and Machinery—Total ...	59,16,074	4,18,702	63,34,776
Trust Fund.			
Works completed (as per Report for 1952-53) ...	44,18,338	...	44,18,338
Works in progress—			
Purchase of equipment instruments, etc., for the Blood Bank at K. E. M. Hospital ...	13,914	867	14,781
Construction of an additional floor over Ward Pavilion No. 2 at K. E. M. Hospital ...	1,87,024	30,794	2,17,818
Government Share of the cost of preliminary expenses in connection with the preparation (part expenditure booked under Loan Funds) of Master Plan of Greater Bombay ...	1,77,057	33,243	2,10,300
Construction of a building for the Blood Bank at K. E. M. Hospital ...	30,000	...	30,000
Additional accommodation for female ward at Turner Sanatorium ...	2,99,997	...	2,99,997
Construction of an archid house at Victoria Garden ...	5,305	...	5,305
Construction of a permanent Screen wall at the new drying ground for dhobies at Mahalaxmi Kutchra Siding ...	12,000	...	12,000
Construction of a building for an electrically operated crematorium at Chandanwadi ...	99,929	...	99,929
Works in Progress—Total ...	8,25,226	64,904	8,90,130
Trust Fund—Total ...	52,43,564	64,904	53,08,468
Worn-out Water Mains Renewal Fund.			
Works completed (as per Report for 1952-53) ...	9,64,526	...	9,64,526
Worn-out Water Mains Renewal Fund—Total ...	9,64,526	...	9,64,526
Land and Buildings Fund.			
Lands purchased and buildings erected out of the Municipal Land and Buildings Fund—			
Works completed (as per Report for 1952-53) ...	43,03,044	...	43,03,044

T. V. DORAISWAMY,
Chief Accountant.

V. L. GIDWANI,
Municipal Commissioner.

Appendix No. 9.

Statement showing (1) the total amount of Municipal Loans raised (2) the expenditure incurred there against and (3) the invested balances of the Loans on 31st March 1954.

(1)	(2)	(3)	(4)	(5)	(6)	(7)	(8)	(9)	(10)	(11)	(12)	(13)	(14)	(15)	(16)	(17)	(18)	(19)	(20)	(21)	(22)	(23)	(24)
	Rs. a. p.	Rs. a. p.	Rs. a. p.	Rs. a. p.	Rs. a. p.	Rs. a. p.	Rs. a. p.	Rs. a. p.	Rs. a. p.	Rs. a. p.	Rs. a. p.	Rs. a. p.	Rs. a. p.	Rs. a. p.	Rs. a. p.	Rs. a. p.	Rs. a. p.	Rs. a. p.	Rs. a. p.	Rs. a. p.	Rs. a. p.	Rs. a. p.	Rs. a. p.
Total of different Municipal Loans raised (as per Annual Account 1952-53)	39,63,26,105 8 7	1,60,74,227 4 0	38,02,51,878 4 7																				
Less— Loans Repaid—	Rs.																						
Deduct— Repaid out of Sinking Fund Accumulations and Net Premia Fund	39,63,26,105 8 7	1,60,74,227 4 0	38,02,51,878 4 7																				
Rs. 4.45 Crore Loan for 1953-54 Advance of Rs. 200 lakhs from Govt Rs. 10 lakhs loan, Rs. 85 lakhs loan, Rs. 50 lakhs loan.	2,00,00,000 0 0 1,10,00,000 0 0 85,00,000 0 0 50,00,000 0 0		2,00,00,000 0 0 1,10,00,000 0 0 85,00,000 0 0 50,00,000 0 0																				
Renewal of Road Surfaces for which no Renewal Fund exists and roads taken over from ex-Trust	1,74,169 8 0		1,74,169 8 0																				
Purchase of Plant and Machinery for Capital Works—	Rs. a. p.																						
Net Premia Fund	3,04,224 12 9																						
Municipal Fire and Accident Insurance Fund	4,26,209 13 9																						
K. E. M. Hospital Research Fund	4,909 7 0																						
Pre-cast concrete slabs Pavement Renewal Fund	71,817 4 0																						
Slum Service Fund	2,961 4 0																						
Renewal of Road Surfaces Fund	1,49,539 2 0																						
Hospital Fund	3,26,210 4 0																						
K. E. M. Hospital Equipment Fund	23,000 0 0																						
Depreciation Fund for replacement of Plant and Machinery	2,39,815 6 0																						
Plant and Machinery Depreciation Fund	65,452 12 0																						
Garden Fund	43,929 7 6																						
	18,68,069 9 0	18,68,069 9 0	18,68,069 9 0	19,42,941 8 2	22,05,25,241 0 8	22,98,012 6 11	20,703 7 0	84,83,099 13 6	95,52,438 4 2	2,48,97,601 14 2	8,71,34,794 1 5	35,67,958 5 10	3,08,60,377 3 2	16,13,457 8 9	37,64,169 8 1	91,87,072 6 1	11,16,988 13 11	1,87,147 8 0	2,25,230 2 1	40,93,787 12 10	1,02,92,000 8 10	41,97,63,022 5 7	Nil
Advances from S. C. B. for financing Capital expenditure pending raising of a new loan					2,30,349 0 4																	2,30,349 0 4	
Grand Total Rs.	44,28,68,344 9 7	1,60,74,227 4 0	47,67,94,117 5 7	19,42,941 8 2	22,07,55,590 1 0	22,98,012 6 11	20,703 7 0	84,83,099 13 6	95,52,438 4 2	2,48,97,601 14 2	8,71,34,794 1 5	35,67,958 5 10	3,08,60,377 3 2	16,13,457 8 9	37,64,169 8 1	91,87,072 6 1	11,16,988 13 11	1,87,147 8 0	2,25,230 2 1	40,93,787 12 10	1,02,92,000 8 10	41,99,93,371 5 11	
Works executed out of Special Fund and Contributions—																							
(1) Out of Contributions from— G. I. P. Railway for removing and relaying 32 nd Vihar Main, South of Kuris					3,74,000 0 0																		
Port Trust for Wadi Bunder Road																							
Government for Construction of Primary School Buildings						5,00,000 0 0																	
(2) Out of Premia on Loans					2,40,000 0 0																		
(3) Out of Special Funds— Invested Fund					7,34,326 8 3																		
Nehru Road Invested Fund																							
Road Improvement Fund																							
Loan Works Establishment																							
Development Fund Receipts						1,40,647 12 7																	
Contribution from Revenue towards Bai Jerbal Wadi Hospital for Children																							
Contribution from Government out of the Provincial Share of Petrol Tax Fund for widening the Love Grove Bridge																							
Contribution from Trustees Gokaldas Tejpal Charities for construction of Tejpal Road																							
Grant-in-Aid from Government for widening the Road in Colaba Division.																							
Deduct— Plague Expenditure					26,77,268 0 5	22,15,10,237 13 7	27,98,012 6 11	20,703 7 0	84,83,099 13 6	1,02,52,438 4 2	2,51,99,919 1 10	8,74,98,467 2 8	35,67,958 5 10	4,38,49,487 10 7	16,13,457 8 9	37,64,039 7 9	92,40,921 2 0	11,16,988 13 11	1,87,147 8 0	2,25,230 2 1	41,04,792 11 10	1,02,92,000 8 10	
Amounts written off on account of properties not existing					82,305 14 10																		
Expenditure on account of Municipal Printing Press Machinery transferred vide Corporation Resolution No. 856, dated the 11th December 1940																							
Total Rs.	25,94,962 1 7	22,15,10,237 13 7	27,98,012 6 11	20,703 7 0	64,79,187 0 6	1,02,52,438 4 2	2,47,16,378 15 10	8,72,05,997 3 8	35,67,958 5 10	4,38,49,487 10 7	16,13,457 8 9	37,62,039 7 9	92,00,421 3 1	11,16,988 13 11	1,87,147 8 0	2,25,230 2 1	41,04,792 11 10	1,02,92,000 8 10	63,34,774 11 10				

T. V. DORAISWAMY,
Chief Accountant.

† The amount is reserved for Capital Store Account Stock.

V. L. GIDWANI,
Municipal Commissioner.

Appendix No. 10.
SINKING FUND.

Statement showing the Actual Investments on account of the Sinking Fund of different Municipal Loans upto 31st March 1954, compared with the amounts which should have accumulated upto that date on the basis of the Fixed Instalments and the sums set aside as Sinking Fund as at 31st March 1954.

NAME OF LOAN.	Amount raised.	When raised.	When repayable.	Amount of Annual Sinking Fund Instalment.	Date when Sinking Fund commenced.	Amount of Sinking Fund which should have accumulated upto 31st March 1954 at Compound Interest.
1	2	3	4	5	6	7
	Rs.			† Rs.		Rs.
6 per cent. Municipal Loans (4 per cent. basis).						
160 Lakhs Loan for the Improvement of Water Supply in Bombay.	1,60,00,000	Between 22nd September 1924 and 31st March 1925 (First issue). Between 18th November 1924 and 31st March 1925 (Second issue).	1st December 1954	2,85,280	1st December 1925	1,53,11,705
5 and 6 per cent. Municipal Loans (3½ per cent. basis).						
147 Lakhs Tansa Water Works Loan	1,47,00,000	Between 5th June 1886 and 24th Dec. 1891.	(a) Between 1st January 1928 and 1st January 1953.		1st January 1893	(b) 1,30,000
10 Lakhs Loan for the Conversion of S.W. Reservoir at Clerk Road into a Public Park.	10,00,000	2nd July 1920	1st July 1980	5,089	1st July 1921	3,15,105
25 Lakhs Loan for the construction of roads, miscellaneous works including Development Works.	25,00,000	1st January 1928	1st January 1958	48,428	1st January 1929	20,18,226
37 Lakhs Loan (1929-30)	26,21,500	From 19th July 1929 to 1st August 1929.	1st August 1959	50,782	1st August 1930	19,05,401
31.43 Lakhs Loan for the repayment of 40 Lakhs Loan due 19th December 1929	26,14,000	Do.	1st August 1949.	---	---	63,500
28 Lakhs Loan for the repayment of Rs. 39,94,000 out of 6 per cent. 50 Lakhs Loan due 1st August 1929.	8,45,500	Do.	At the option of the Corporation on or after 1st August 1954 on giving three months' notice by public advertisement or on 1st August 1959.	16,379	Do.	6,14,573
40 Lakhs Loan (1930-31)	40,00,000	From 20th September 1930 to 6th October 1930.	At the option of the Corporation on or after 1st December 1950 on giving 3 Months' notice by public advertisement or on 1st December 1960.	---	1st June 1931	27,000
4 per cent. Municipal Loans (3½ per cent. basis.)						
25 Lakhs Loan for Sewerage, Water, etc. Works.	25,00,000	17th and 18th July 1899.	1st November 1939	---	---	*1,000
						50,74,805
					Carried forward	2,03,86,510

(a)	Rs.	Repayable on	Less— Repaid—	Rs.	(b)	Balance.
			From 1-1-1928			Rs.
	2,00,000	1-1-1928.		2,00,000		---
	52,91,500	1-1-1933.	" 1-1-1933 to 31-3-1940	52,91,500		---
	22,08,500	1-1-1943.	" 1-1-1943 to 31-3-1950	22,07,500		1,000
	17,00,000	1-1-1946.	" 1-1-1946 to 31-3-1950	16,96,000		4,000
	10,00,000	1-1-1948.	" 1-1-1948 to 31-3-1954	10,00,000		---
	43,00,000	1-1-1953.	" 1-1-1953 to 31-3-1954	41,75,000		1,25,000
	<u>Rs. 1,47,00,000</u>			<u>1,45,70,000</u>		<u>1,30,000</u>

* Stoppage is recorded against this Debenture.

† All the Sinking Fund Instalments were re-arranged during 1905-07 on a 3½ per cent. basis as per Corporation Resolution No. 4946 of 9th February 1905 and were further re-arranged from 1st April 1928 as per Corporation Resolution No. 6114 of 12th September 1927.

Appendix No. 10—(concl'd.)

NAME OF LOAN.	Amount raised.	When raised.	When repayable.	Amount of Annual Sinking Fund Instalment.	Date when Sinking Fund commenced.	Amount of Sinking Fund which should have accumulated up to 31st March 1954 at Compound Interest.
1	2	3	4	5	6	7
	Rs.			Rs.		Rs.
<i>4 per cent. Municipal Loans (3 per cent. basis).</i>					Brought over	2,03,86,510
15 Lakhs Loan for Street Improvements.	15,00,000	29th July 1909	1st May 1949			4,000
30 Lakhs Loan for the acquisition of sites for the construction of various Over-bridges in the City.	30,00,000	29th July 1909 and 10th August 1910.	1st May 1949			30,500
70 Lakhs Loan for reduplication of Tansa Main and other Auxiliary Works.	70,00,000	9th September 1913, 22nd July 1914 and 10th April 1915.	Rs. 49,40,000 on 1st June 1954. .. 20,60,000 on 1st June 1974.	78,148	1st June 1915	57,86,042
20 Lakhs Loan for Street Improvements.	20,00,000	9th September 1913 and 24th September 1915.	Rs. 70,00,000 1st May 1955	26,524	1st May 1916	18,84,808
<i>3½ per cent. Municipal Loans (3 per cent. basis).</i>						
9 Lakhs Loan (1935-36)	9,00,000	31st January 1936	14th March 1966	18,917	14th March 1937	4,43,587
48 Lakhs Loan (1940-41)	48,00,000	Between 1st March 1941 and 15th January 1942.	1st March 1971	1,00,891	1st March 1942	15,79,631
25 Lakhs Loan (1941-42)	25,00,000	Between 1st September 1942 and 15th February 1943.	1st March 1972	52,548	1st March 1943	7,47,620
20 Lakhs Loan (1943-44)	20,00,000	Between March 1944 and November 1944.	1st March 1974	42,039	1st March 1945	4,83,133
22 Lakhs Loan (1944-45)	22,00,000	Between March 1945 and March 1946.	1st March 1975	46,243	1st March 1946	4,70,966
25 Lakhs Loan (1945-46)	25,00,000	Between 27th March 1946 and 6th Nov. 1946	1st March 1976	52,548	1st March 1947	4,68,438
<i>3 per cent. Municipal Loans (3 per cent. basis).</i>						
24½ Lakhs Loan (1936-37)	18,50,000	1st November 1936	1st February 1967	51,498	1st February 1938	11,26,272
30 Lakhs Loan (1937-38)	6,00,000	1st June 1937	14th March 1968	63,058	14th March 1939	12,72,929
30 Lakhs Loan (1938-39)	30,00,000	1st April 1938	1st March 1969	63,058	1st March 1940	11,75,729
64 Lakhs Loan (1939-40)	64,00,000	Between 1st December 1939 and 1st September 1940.	1st March 1970	1,34,523	1st March 1941	23,04,245
54 Lakhs Loan (1946-47)	54,00,000	Between 4th March 1947 and 13th December 1948	1st March 1977	1,13,505	1st March 1948	8,71,905
61 Lakhs Loan (1948-49)	61,00,000	Between 23rd March 1949 and 19th August 1949	1st March 1979	1,28,218	1st March 1950	6,82,431
17.97 Lakhs Loan (1950-51)	17,97,000	1st December 1950	1st December 1960	1,56,754	1st December 1951	4,89,358
<i>3½ per cent. Municipal Loans (3 per cent. basis).</i>						
75 Lakhs Loan (1947-48)	75,00,000	1st August 1947	1st August 1977	1,57,645	1st August 1948	10,40,108
1.25 Crores Loan (1949-50)	88,14,500	Between 23rd September to 29th September 1949	15th September 1979	1,85,275	15th September 1950	7,87,719
2 Crores Loan (1950-51)	2,00,00,000	21st August 1950	16th August 1965	10,75,332	16th August 1951	33,86,066
80 Lakhs Loan (1950-51)	80,00,000	Between 20th December 1950 to 29th March 1951	1st September 1980	1,68,152	1st September 1951	5,28,838
10 Lakhs Loan (1950-51)	10,00,000	1st March 1951	16th August 1965	53,767	16th August 1951	1,69,304
<i>3½ per cent. Municipal Loans (3 per cent. basis).</i>						
15 34,000 Loan (1951-52)	1,75,34,000	3rd October 1951	3rd October 1966	9,42,751	3rd October 1952	19,42,172
33 Lakhs Loan (1951-52)	33,00,000	16th Feb. 1952	3rd October 1966	1,77,432	3rd October 1952	3,65,530
60 Lakhs Loan (1951-52)	60,00,000	16th Feb. 1952	16th August 1966	3,22,602	16th August 1952	6,67,162
<i>4 per cent. Municipal Loans (3½ per cent. basis)</i>						2,87,08,493
2.44.14.500 Loan (1952-53)	2,44,14,500	3rd September 1952	1st September 1964	16,48,280	1st September 1953	16,84,336
69 Lakhs Loan (1952-53)	69,00,000	26 November 1952	1st September 1967	3,51,095	1st September 1953	3,58,724
35 Laks Loans (1952-53)	35,00,000	28th March 1953	1st September 1964	2,36,293	1st September 1953	2,41,462
						22,84,522
					Total	5,13,79,525

	Amount actually invested upto 31st March 1954.				Amount of Interest accrued upto 31st March 1954 collected and invested in 1954-55.		Total of Columns 5 and 6	
	Amount of Sinking Fund invested upto 31st March 1953.	Sinking Fund Instalments paid in 1953-54.	Interest, etc., accumulations invested in 1953-54.	Total.	Rs.	a. p.		
1	2	3	4	5	6	7		
Sinking Funds	Rs. 4,52,15,739	a. p. 4 9	Rs. 68,53,004	a. p. 0 0	Rs. 17,52,163	a. p. 4 0	Rs. 5,38,20,906	a. p. 8 9
Deduct—Withdrawn for repayment of Loans							1,78,000	0 0
Total Sinking Funds							5,36,42,906	8 9
In Public Securities as detailed in Appendix No. 16-A							5,36,42,753	8 8
In Cash with the Imperial Bank of India.							153	0 1
Total							5,36,42,906	8 9
							2,38,840	7 5
							5,38,81,747	0 2

† The market value of the securities on 31st March 1954 is Rs. 5,36,94,054-2-8 as shown in Appendix No. 16-A and after adding the cash balance of Rs. 153-0-1 and the interest accrued on the securities upto 31st March 1954 amounting to Rs. 2,38,840-7-5 the total amount of Sinking Fund is Rs. 5,39,33,047-10-2.

T. V. DORAISWAMY,
Chief Accountant.

V. L. GIDWANI,
Municipal Commissioner.

Statement showing Outstanding Loans due by the Municipality, the interest outstanding on 1st Imperial Bank of India, and in Office during that year

No.	Particulars of Loans.	Rate of Interest.	Balance due on 1st April 1953.	Amount raised in 1953-54.	Total.	Amount re-paid in 1953-54.
1	2	3	4	5	6	7
			Rs. a. p.	Rs. a. p.	Rs. a. p.	Rs. a. p.
Loans raised from Government.						
1	140 Lakhs Loan for General Supervision, Fire Brigade, &c., purposes	5½ per cent.	1,57,280 12 0	A 1,57,280 12 0	1,57,280 12 0	1,57,280 12 0
2	65 Lakhs Loan for Tansa Triplication Scheme	5½ per cent.	4,07,689 2 0	A 4,07,689 2 0	4,07,689 2 0	4,07,689 2 0
3	2½ Crores Loan for Water Works, General Supervision and Development &c., purposes	5½ per cent.	6,79,006 6 0	A 6,79,006 6 0	6,79,006 6 0	6,79,006 6 0
4	2 Crores Loan for major Development Works	5½ per cent.	7,98,183 12 0	B 7,98,183 12 0	7,98,183 12 0	7,98,183 12 0
		5 per cent.	15,40,364 4 0	A 15,40,364 4 0	15,40,364 4 0	7,51,402 13 0
		5 per cent.	2,81,093 9 0	B 2,81,093 9 0	1,37,121 5 0	1,37,121 5 0
		5½ per cent.	9,13,268 4 0	A 9,13,268 4 0	2,88,979 7 0	2,88,979 7 0
		5½ per cent.	7,30,601 4 0	A 7,30,601 4 0	2,31,185 7 0	2,31,185 7 0
5	150 Lakhs Loan (1925-26)	5 per cent.	6,92,022 12 0	A 6,92,022 12 0	1,60,552 14 0	1,60,552 14 0
		5 per cent.	9,22,663 7 0	A 9,22,663 7 0	2,14,072 13 0	2,14,072 13 0
6	200 Lacs Loan (1953-54)	3½ per cent.	10,33,090 11 0	A 10,33,090 11 0	1,91,689 1 0	1,91,689 1 0
		4½ per cent.	...	2,00,00,000 0 0	2,00,00,000 0 0	...
Total Loans raised from Government Rs.			81,55,264 3 0	2,00,00,000 0 0	2,81,55,264 3 0	40,17,163 12 0
Loans raised from the Public.						
1	The Tansa Water Works Loan (Rs. 14 Lakhs)	5 per cent.	2,90,000 0 0	2,90,000 0 0	(a) 1,65,000 0 0	(a) 1,65,000 0 0
2	25 Lakhs Loan for Sewerage, Water and other Sanitary Works	4 per cent.	5,500 0 0	5,500 0 0	500 0 0	500 0 0
3	The 2nd 24½ Lakhs Loan for certain Sewerage Works	4 per cent.	1,000 0 0	1,000 0 0	(a)	(a)
4	The 15 Lakhs Loan for Street Improvements	4 per cent.	4,000 0 0	4,000 0 0	(a)	(a)
5	The 30 Lakhs Loan for the Acquisition of Sites for the Construction of Overbridges	4 per cent.	30,500 0 0	30,500 0 0	(a)	(a)
6	The 70 Lakhs Loan for re-duplication of Tansa Main and other Auxiliary Works	4 per cent.	70,00,000 0 0	70,00,000 0 0	(a)	(a)
7	The 20 Lakhs Loan for Street Improvements	4 per cent.	20,00,000 0 0	20,00,000 0 0	(a)	(a)
8	The 10 Lakhs Loan for the Conversion of the Storm Water Reservoir at Clerk Road into a Public Park	5 per cent.	10,00,000 0 0	10,00,000 0 0	(a)	(a)
9	160 Lakhs Loan for the Improvement of the Water Supply in Bombay (First Issue).	6 per cent.	67,77,000 0 0	67,77,000 0 0	(a)	(a)
Loans from Public Carried over Rs.			1,71,08,000 0 0	...	1,71,08,000 0 0	1,65,500 0 0
Loans from Govt. Carried over Rs.			81,55,264 3 0	2,00,00,000 0 0	2,81,55,264 3 0	40,17,163 12 0

A—These loans are payable out of revenue in annual equal instalments including principal and interest based on the amortization of the loans within a period of 30 years. No Sinking Fund has been created for these loans.

B—These loans are raised for development purposes. The programmes of repayment have been approved under Corporation Resolutions Nos. 5253 of 11th September 1928 and 81 of 3rd May 1934.

(a) As under the terms of these loans the bonds cannot be repaid to the holders before the dates stipulated in the debentures, the Sinking Fund has been invested as shown in detail in Appendix No. 10.

No 11.

April 1953 on the different Loans, the amount payable for the year 1953-54 the amount paid by the and the balances outstanding on 31st March 1954.

Balance due on 31st March 1954.	Interest outstanding on 1st April 1953.	Interest payable in 1953-54	Total interest due	Deduct—Interest paid by the Imperial Bank of India and in Office.	Outstanding balance on 31st March 1954
8	9	10	11	12	13
Rs. a. p.	Rs. a. p.	Rs. a. p.	Rs. a. p.	Rs. a. p.	Rs. a. p.
...	...	8,257 4 0	8,257 4 0	8,257 4 0	...
...	...	21,403 11 0	21,403 11 0	21,403 11 0	...
...	...	35,647 13 0	35,647 13 0	35,647 13 0	...
7,88,961 7 0	...	41,904 11 0	41,904 11 0	41,904 11 0	...
1,43,972 4 0	...	77,018 3 0	77,018 3 0	77,018 3 0	...
6,24,288 13 0	...	14,054 11 0	14,054 11 0	14,054 11 0	...
4,99,415 13 0	...	47,946 9 0	47,946 9 0	47,946 9 0	...
5,31,469 14 0	...	38,356 9 0	38,356 9 0	38,356 9 0	...
7,08,590 10 0	...	34,601 2 0	34,601 2 0	34,601 2 0	...
8,41,401 10 0	...	46,133 3 0	46,133 3 0	46,133 3 0	...
2,00,00,000 0 0	...	38,740 15 0	38,740 15 0	38,740 15 0	...
2,41,38,100 7 0	...	4,04,064 11 0	4,04,064 11 0	4,04,064 11 0	...
D 1,25,000 0 0	52,004 12 0	...	52,004 12 0	35,860 0 0	16,144 12 0
D 5,000 0 0	380 0 0	...	380 0 0	...	380 0 0
D 1,000 0 0	420 0 0	...	420 0 0	...	420 0 0
C 4,000 0 0	132 0 0	...	132 0 0	...	132 0 0
C 30,500 0 0	24,039 1 0	...	24,039 1 0	...	24,039 1 0
70,00,000 0 0	7,476 0 2	2,80,000 0 0	2,87,476 0 2	2,80,081 10 0	7,394 6 2
20,00,000 0 0	1,455 10 0	80,000 0 0	81,455 10 0	80,117 8 0	1,338 2 0
10,00,000 0 0	...	50,000 0 0	50,000 0 0	50,000 0 0	...
67,77,000 0 0	48,740 3 0	4,06,620 0 0	4,55,360 3 0	4,21,547 7 0	33,812 7 0
1,69,42,500 0 0	7,34,647 10 2	8,16,620 0 0	9,51,267 10 2	8,67,606 9 0	83,661 1 2
2,41,38,100 7 0	...	4,04,064 11 0	4,04,064 11 0	4,04,064 11 0	...

C—Debentures in respect of these loans have remained unpaid owing to their not having been surrendered for repayment upto 31st March 1954. The Debentures do not carry interest from and after the due dates and will be paid when surrendered for repayment by the holders, out of the Sinking Fund Investments.
 D—Stoppage is recorded against these Debentures.

No.	Particulars of Loans.	Rate of Interest.	Balance due on 1st April 1953.	Amount raised in 1953-54.	Total.	Amount re-paid in 1953-54.
1	2	3	4	5	6	7
			Rs. a. p.	Rs. a. p.	Rs. a. p.	Rs. a. p.
	Loans from Govt. Brought forward ...		81,55,264 3 0	2,00,00,000 0 0	2,81,55,264 3 0	40,17,163 12 0
	Loans from Public Brought forward ...		1,71,08,000 0 0		1,71,08,000 0 0	1,65,500 0 0
	Loans raised from the Public—contd.					
10	160 Lakhs Loan for the Improvement of the Water Supply in Bombay (Second Issue).	6 per cent.	92,23,000 0 0		92,23,000 0 0	(a)
11	Rs. 25 Lakhs Loan (1927-28)	5 per cent.	25,00,000 0 0		25,00,000 0 0	(a)
12	Rs. 37 Lakhs Loan (1929-30)	5 per cent.	26,21,500 0 0		26,21,500 0 0	(a)
13	Rs. 31.43 Lakhs Loan for the repayment of Rs. 40 Lakhs Loan due 19th December 1929	5 per cent.	75,000 0 0		75,000 0 0	(a) 11,500 0 0
14	Rs. 28 Lakhs Loan for the repayment of Rs. 39,94,000 out of 6 per cent. 50 Lakhs Loan due 1st August 1929	5 per cent.	8,45,500 0 0		8,45,500 0 0	(a)
15	Rs. 40 Lakhs Loan (1930-31)	6 per cent.	28,000 0 0		28,000 0 0	(a) 1,000 0 0
16	Rs. 9 Lakhs Loan (1935-36)	3½ per cent.	9,00,000 0 0		9,00,000 0 0	(a)
17	Rs. 24½ Lakhs Loan (1936-37)	3 per cent.	24,50,000 0 0		24,50,000 0 0	(a)
18	Rs. 30 Lakhs Loan (1937-38)	3 per cent.	30,00,000 0 0		30,00,000 0 0	(a)
19	Rs. 30 Lakhs Loan (1938-39)	3 per cent.	30,00,000 0 0		30,00,000 0 0	(a)
20	Rs. 64 Lakhs Loan (1939-40)	3 per cent.	64,00,000 0 0		64,00,000 0 0	(a)
21	Rs. 48 Lakhs Loan (1940-41)	3½ per cent.	48,00,000 0 0		48,00,000 0 0	(a)
22	Rs. 25 Lakhs Loan (1941-42)	3½ per cent.	25,00,000 0 0		25,00,000 0 0	(a)
23	Rs. 20 Lakhs Loan (1943-44)	3½ per cent.	20,00,000 0 0		20,00,000 0 0	(a)
24	Rs. 22 Lakhs Loan (1944-45)	3½ per cent.	22,00,000 0 0		22,00,000 0 0	(a)
25	Rs. 25 Lakhs Loan (1945-46)	3½ per cent.	25,00,000 0 0		25,00,000 0 0	(a)
26	Rs. 54 Lakhs Loan (1946-47)	3 per cent.	54,00,000 0 0		54,00,000 0 0	
27	Rs. 75 Lakhs Loan (1947-48)	3½ per cent.	75,00,000 0 0		75,00,000 0 0	
28	Rs. 61 Lakhs Loan (1948-49)	3 per cent.	61,00,000 0 0		61,00,000 0 0	
29	Rs. 1.25 Crores Loan of 1949	3½ per cent.	88,14,500 0 0		88,14,500 0 0	
30	Rs. 2 Crores Loan (1950-51)	3½ per cent.	2,00,00,000 0 0		2,00,00,000 0 0	
31	Second instalment of Rs. 10 Lakhs Loan out of Rs. 3 Crores Loan of 1949-50	3½ per cent.	10,00,000 0 0		10,00,000 0 0	
32	Rs. 80 Lakhs Loan (1950-51)	3½ per cent.	80,00,000 0 0		80,00,000 0 0	
33	Rs. 17.97 Lakhs Loan for repayment of Rs. 40 lakhs Loan (1930-31) due for repayment on 1st December 1950	3 per cent.	17,97,000 0 0		17,97,000 0 0	
34	Rs. 1.75 Crores Loan 1951-52 out of Rs. 420 Lakhs Loan	3½ per cent.	1,75,34,000 0 0		1,75,34,000 0 0	
35	Rs. 33 Lakhs Loan 1951-52 out of Rs. 420 Lakhs Loan	3½ per cent.	33,00,000 0 0		33,00,000 0 0	
36	Rs. 60 Lakhs Loan 1951-52	3½ per cent.	60,00,000 0 0		60,00,000 0 0	
37	Rs. 2,44,14,500 Loan 1952-53 out of 419 Lacs. Loan	4 per cent.	2,44,14,500 0 0		2,44,14,500 0 0	
38	Rs. 69 Lacs. Loan 1952-53 out of 419 Lacs. Loan	4 per cent.	69,00,000 0 0		69,00,000 0 0	
39	Rs. 35 Lacs. Loan 1952-53 out of 419 Lacs. Loan	4 per cent.	35,00,000 0 0		35,00,000 0 0	
40	The 2nd Rs. 24½ Lacs. Loan	4 per cent.				
41	Rs. 110 Lacs Loan 1953-54	4 per cent.		1,10,00,000 0 0	1,10,00,000 0 0	
42	Rs. 85 do. 1953-54	4 per cent.		85,00,000 0 0	85,00,000 0 0	
43	Rs. 50 do. 1953-54	4 per cent.		50,00,000 0 0	50,00,000 0 0	
	Total Loans raised from the public ...	Total	18,24,11,000 0 0	2,45,00,000 0 0	20,69,11,000 0 0	1,78,000 0 0
	Advances from Special Funds for Capital Works.					
1	Rs. 8½ lakhs Advance from Plant and Machinery Depreciation Fund (1931-32)	5 per cent.	3,80,388 1 0		3,80,388 1 0	34,497 10 0
	Rs. 13 lakhs Advance from Special Fund (1932-33)					
2	Rs. 8 lakhs from Renewal of Road Surfaces Fund	4½ per cent.	3,82,502 15 0		3,82,502 15 0	31,127 6 0
3	Rs. 1½ lakhs from Plant and Machinery Depreciation Fund	4½ per cent.	71,710 14 0		71,710 14 0	5,837 0 0
4	Rs. 3½ lakhs from Plant and Machinery Depreciation Fund	4½ per cent.	1,83,262 4 0		1,83,262 4 0	*13,240 3 0
	Rs. 11 lakhs Advance from Special Funds (1933-34).					
5	Rs. 5 lakhs from Municipal Fire and Accident Insurance Fund	4 per cent.	2,53,311 0 0		2,53,311 0 0	18,782 9 0
6	Rs. 3 lakhs from Renewal of Road Surfaces Fund	4 per cent.	1,62,822 12 0		1,62,822 12 0	10,836 1 0
7	Advance from Net Premia fund for repayment of an advance from Fines Fund	4 per cent.	1,51,986 11 0		1,51,986 11 0	11,269 8 0
	Rs. 8.69 lakhs Advance from Special Funds					
8	Rs. 5 lakhs from Net Premia Fund	4 per cent.	2,71,371 3 0		2,71,371 3 0	18,060 3 0
9	Rs. 3.69 lakhs from Net Premia Fund	4 per cent.	2,13,094 4 0		2,13,094 4 0	12,815 4 0
	Advances from Land Sales Reserve Fund					
10	Rs. 8 lakhs from Net Premia Fund	3 per cent.	5,84,301 9 0		5,84,301 9 0	76,256 0 0
11	Rs. 3,81,662 from Fire and Accident Insurance Fund	3 per cent.	2,78,756 4 0		2,78,756 4 0	36,380 5 0
	Advances carried over ...		29,33,507 13 0		29,33,507 13 0	2,69,102 1 0
	Total carried over ...		19,05,66,264 3 0	4,45,00,000 0 0	23,50,66,264 3 0	41,95,163 12 0

(a) As under the terms of these loans the bonds cannot be repaid to the holders before the dates stipulated in the debentures, the Sinking Fund has been invested as shown in detail in Appendix No. 10.

No. 11—continued.

Balance due on 31st March 1954.		Interest outstanding on 1st April 1953		Interest payable in 1953-54.		Total Interest due.		Deduct—Interest paid by the Imperial Bank of India and in Office.		Outstanding Balance on 31st March 1954.	
8		9		10		11		12		13	
Rs.	a. p.	Rs.	a. p.	Rs.	a. p.	Rs.	a. p.	Rs.	a. p.	Rs.	a. p.
2,41,38,100	7 0	4,04,064	11 0	4,04,064	11 0	4,04,064	11 0
1,69,42,500	0 0	1,34,647	10 2	8,16,620	0 0	9,51,267	10 2	8,67,606	9 0	83,661	1 2
92,23,000	0 0	59,489	3 0	5,53,380	0 0	6,12,868	3 0	5,42,854	14 0	70,013	3 0
25,00,000	0 0	1,25,000	0 0	1,25,000	0 0	1,25,000	0 0
26,21,500	0 0	7,264	8 0	1,31,075	0 0	1,38,339	8 0	1,29,543	12 0	8,795	12 0
63,500	0 0	9,689	13 0	9,689	13 0	2,612	8 0	7,077	5 0
8,45,500	0 0	5,379	8 0	42,275	0 0	47,654	8 0	40,626	10 0	7,027	14 0
27,000	0 0	2,718	12 0	12,718	12 0	150	0 0	12,568	12 0
9,00,000	0 0	31,500	0 0	31,500	0 0	63,000	0 0	47,250	0 0	15,750	0 0
24,50,000	0 0	73,500	0 0	73,500	0 0	73,500	0 0
30,00,000	0 0	90,000	0 0	90,000	0 0	90,000	0 0
30,00,000	0 0	90,000	0 0	90,000	0 0	90,000	0 0
64,00,000	0 0	1,92,000	0 0	1,92,000	0 0	1,92,000	0 0
48,00,000	0 0	1,68,000	0 0	1,68,000	0 0	1,68,000	0 0
25,00,000	0 0	87,500	0 0	87,500	0 0	87,500	0 0
20,00,000	0 0	70,000	0 0	70,000	0 0	70,000	0 0
22,00,000	0 0	77,000	0 0	77,000	0 0	77,000	0 0
25,00,000	0 0	87,500	0 0	87,500	0 0	87,500	0 0
54,00,000	0 0	1,62,000	0 0	1,62,000	0 0	1,62,000	0 0
75,00,000	0 0	2,342	3 0	2,43,750	0 0	2,46,092	3 0	2,44,730	3 0	1,362	0 0
61,00,000	0 0	1,83,000	0 0	1,83,000	0 0	1,83,000	0 0
88,14,500	0 0	60,376	7 0	2,86,472	0 0	3,46,848	7 0	2,96,387	1 0	50,460	10 0
2,00,00,000	0 0	51,966	14 0	6,50,000	0 0	7,01,966	14 0	6,83,485	15 0	18,480	15 0
10,00,000	0 0	32,500	0 0	32,500	0 0	32,500	0 0
80,00,000	0 0	2,60,000	0 0	2,60,000	0 0	2,60,000	0 0
17,97,000	0 0	53,910	0 0	53,910	0 0	53,910	0 0
1,75,34,000	0 0	11,265	1 0	6,57,525	0 0	6,68,790	1 0	6,60,047	15 0	8,742	2 0
33,00,000	0 0	1,23,750	0 0	1,23,750	0 0	1,23,750	0 0
60,00,000	0 0	2,25,000	0 0	2,25,000	0 0	2,25,000	0 0
2,44,14,500	0 0	1,08,335	10 0	9,76,580	0 0	10,84,915	10 0	10,18,063	4 0	66,850	6 0
69,00,000	0 0	2,76,000	0 0	2,76,000	0 0	2,76,000	0 0
35,00,000	0 0	1,20,000	0 0	1,20,000	0 0	1,20,000	0 0
1,10,00,000	0 0	47,064	6 0
85,00,000	0 0	9,00,000	0 0	9,00,000	0 0	3,86,147	14 0	4,66,787	12 0
50,00,000	0 0
20,67,33,000	0 0	4,94,974	9 2	77,85,837	0 0	82,80,811	9 2	74,16,168	9 0	3,97,854	8 2
3,45,890	7 0	19,019	6 0	19,019	6 0	19,019	6 0	4,66,788	8 0
3,51,375	9 0	17,212	10 0	17,212	10 0	17,212	10 0
65,873	14 0	3,227	0 0	3,227	0 0	3,227	0 0
1,70,022	1 0	8,246	13 0	8,246	13 0	8,246	13 0
2,34,528	7 0	10,132	7 0	10,132	7 0	10,132	7 0
1,51,986	11 0	6,512	15 0	6,512	15 0	6,512	15 0
1,40,717	3 0	6,079	8 0	6,079	8 0	6,079	8 0
2,53,311	0 0	10,854	13 0	10,854	13 0	10,854	13 0
2,00,279	0 0	8,523	12 0	8,523	12 0	8,523	12 0
5,08,045	9 0	17,529	0 0	17,529	0 0	17,529	0 0
2,42,375	15 0	8,362	11 0	8,362	11 0	8,362	11 0
26,64,405	12 0	1,15,700	15 0	1,15,700	15 0	1,15,700	15 0
23,09,71,100	7 0	4,94,974	9 2	81,89,901	11 0	86,84,876	4 2	78,20,233	4 0	3,97,854	8 2
										4,66,788	8 0

* To be treated as Savings.

No.	Particulars of Loans.	Rate of Interest.	Balance due on 1st April 1953.	Amount raised in 1953-54.	Total.	Amount repaid in 1953-54.
1	2	3	4	5	6	7
			Rs. a. p.	Rs. a. p.	Rs. a. p.	Rs. a. p.
	Total brought forward ...		19,05,66,264 3 0	4,45,00,000 0 0	23,50,66,264 3 0	41,95,163 12 0
	Advances brought forward ...		29,33,507 13 0		29,33,507 13 0	2,69,102 1 0
	Advances from different Funds for purchase of Plant and Machinery					
12	Advance of Rs. 2,16,600 taken from Net Premia fund in 1938-39	3 per cent.	35,443 9 0		35,443 9 0	11,461 11 0
13	Advance of Rs. 1,71,400 taken from Net Premia fund in 1939-40	3 per cent.	20,494 9 0		20,494 9 0	6,629 2 0
14	Advance of Rs. 40,100 taken from Net Premia fund in 1940-41	3 per cent.	3,654 14 0		3,654 14 0	3,654 14 0
15	Advance of Rs. 43,200 taken from Net Premia fund in 1941-42	3 per cent.	17,776 8 0		17,776 8 0	2,747 11 0
16	Advance of Rs. 27,100 taken from Net Premia fund in 1942-43	3 per cent.	2,820 3 0		2,820 3 0	2,820 3 0
17	Advance of Rs. 73,566 taken from Net Premia fund in 1943-44	3 per cent.	20,901 0 0		20,901 0 0	8,763 15 0
18	Advance of Rs. 89,537-4-6 taken from Net Premia fund in 1944-45	3 per cent.	33,436 10 6		33,436 10 6	7,991 14 0
19	Advance of Rs. 55,216-4-0 taken from Net Premia fund in 1945-46	3 per cent.	22,171 14 0		22,171 14 0	5,303 14
20	Advance of Rs. 1,08,567-5-0 taken from Net Premia fund in 1946-47	3 per cent.	74,802 6 0		74,802 6 0	6,232 15 0
21	Advance of Rs. 97,972-4-0 taken from Net Premia fund in 1947-48	3 per cent.	57,358 5 0		57,358 5 0	8,868 4 0
22	Advance of Rs. 93,034-13-6 taken from Net Premia fund in 1948-49	3 per cent.	68,108 15 6		68,108 15 6	6,705 12 0
23	Advance of Rs. 1,23,619-2-6 taken from Net Premia fund in 1949-50	3 per cent.	99,153 5 6		99,153 5 6	8,649 7 0
24	Advance of Rs. 53,323-11-0 taken from Fire & Accident Insurance fund in 1949-50	3 per cent.	44,461 3 0		44,461 3 0	3,133 2 0
25	Advances of Rs. 78,196-14-0 taken from Net Premia fund in 1949-50	3 1/4 per cent.	32,785 10 0		32,785 10 0	16,131 7 0
26	Advance of Rs. 1,00,561-2-0 taken from Fire & Accident Insurance fund in 1949-50	3 1/4 per cent.	42,163 5 0		42,163 5 0	20,744 11 0
27	Advance of Rs. 1,83,600 taken from Plant & Machinery Dep. fund in 1949-50	3 1/4 per cent.	76,978 11 0		76,978 11 0	37,875 3 0
28	Advance of Rs. 3,41,298-1-0 taken from Dep. fund in 1949-50 for replacement of Plant & Machinery purchased out of Loan Fund.	3 1/4 per cent.	1,43,099 8 0		1,43,099 8 0	70,406 5 0
29	Advance of Rs. 2,98,378-9-0 taken from Depreciation Fund in 1950-51 for replacement of Plant and Machinery	3 1/4 per cent.	2,05,367 12 0		2,05,367 12 0	80,265 11 0
30	Advance of Rs. 51,035-12-0 taken from Precast Concrete Slabs Pavement Renewal Fund in 1950-51	3 1/4 per cent.	31,594 2 0		31,594 2 0	10,197 3 0
31	Advance of Rs. 3,52,159-11-0 taken from Renewal of Road Surfaces Fund in 1950-51	3 1/4 per cent.	2,18,013 1 0		2,18,013 1 0	70,360 9 0
32	Advance of Rs. 1,924-13-0 taken from Slum Service Fund in 1950-51	3 1/4 per cent.	1,190 3 0		1,190 3 0	385 5 0
33	Advance of Rs. 43,215-8-0 taken from K. E. M. Hospital and G. S. M. College Research Fund in 1950-51	3 1/4 per cent.	26,753 4 0		26,753 4 0	8,634 9 0
34	Advance of Rs. 8,54,301-8-0 taken from Hospital Fund in 1950-51	3 1/4 per cent.	5,28,877 8 0		5,28,877 8 0	1,70,686 8 0
35	Advance of Rs. 80,908-13-0 taken from Municipal Fire and Accident Insurance Fund in 1950-51	3 1/4 per cent.	50,087 0 0		50,087 0 0	16,166 3 0
36	Advance of Rs. 24,178-13-0 taken from Net Premia Fund in 1950-51	3 1/4 per cent.	14,967 2 0		14,967 2 0	4,831 9 0
37	Advance of Rs. 56,520-11-0 taken from K. E. M. Hospital and G. S. M. College Equipment Fund in 1950-51	3 1/4 per cent.	34,990 5 0		34,990 5 0	11,292 13 0
38	Advance of Rs. 7,18,457-10-0 taken from Plant and Machinery Depreciation Fund in 1950-51	3 1/4 per cent.	4,44,779 4 0		4,44,779 4 0	1,43,545 11 0
39	Advance of Rs. 395,820-3-6 taken from Net Premia Fund in 1951-52	3 1/4 per cent.	3,22,374 7 6		3,22,374 7 6	76,199 15 0
40	Advance of Rs. 2,499-8-0 taken from Fire and Accident Insurance Fund in 1951-52	3 1/4 per cent.	2,035 4 0		2,035 4 0	481 11 0
41	Advance of Rs. 36,349-2-0 taken from K. E. M. Hospital and G. S. M. College Research Fund in 1951-52	3 1/4 per cent.	29,604 3 0		29,604 3 0	6,997 13 0
42	Advance of Rs. 94,121-13-0 taken from Hospital Fund in 1951-52	3 1/4 per cent.	76,656 6 0		76,656 6 0	18,120 6 0
43	Advance of Rs. 64,531-2-0 taken from Slum Service fund in 1951-52	3 1/4 per cent.	52,557 1 0		52,557 1 0	12,423 2 0
44	Advance of Rs. 40,399-0-0 taken from Garden Fund	3 1/4 per cent.	32,901 15 0		32,901 15 0	7,778 3 0
	Total ...		58,01,867 3 0		58,01,867 3 0	11,33,592 10 0
	Total Carried over ...		19,05,66,264 3 0	4,45,00,000 0 0	23,50,66,264 3 0	41,95,163 12 0

Balance due on 31st March 1954.	Interest outstanding on 1st April 1953	Interest payable in 1953-54	Total Interest due.	Deduct-Interest paid by the Imperial Bank of India and in Office.	Outstanding Balance on 31st March 1954
8	9	10	11	12	13
Rs. a. p.	Rs. a. p.	Rs. a. p.	Rs. a. p.	Rs. a. p.	Rs. a. p.
23,08,71,100 7 0	4,94,974 9 2	81,89,901 11 0	86,84,876 4 2	78,20,233 4 0	3,97,854 8 2 4,66,788 8 0
-26,64,465 12 0	0 0 0	1,15,700 15 0	1,15,700 15 0	1,15,700 15 0	
23,978 14 0	0 21 22	1,063 5 0	1,063 5 0	1,063 5 0	
13,865 7 0	...	614 14 0	614 14 0	614 14 0	
15,028 13 0	...	533 5 0	533 5 0	533 5 0	
...	...	84 10 0	84 10 0	84 10 0	
14,137 11 0	...	627 1 0	627 1 0	627 1 0	
25,444 12 6	...	1,003 2 0	1,003 2 0	1,003 2 0	
16,868 0 0	...	665 2 0	665 2 0	665 2 0	
68,569 7 0	...	2,244 1 0	2,244 1 0	2,244 1 0	
48,490 7 0	...	1,720 12 0	1,720 12 0	1,720 12 0	
61,403 3 6	...	2,043 4 0	2,043 4 0	2,043 4 0	
90,503 14 6	...	2,974 9 0	2,974 9 0	2,974 9 0	
41,328 11 0	...	1,065 9 0	1,065 9 0	1,065 9 0	
16,654 13 0	...	1,333 14 0	1,333 14 0	1,333 14 0	
21,418 10 0	...	1,370 5 0	1,370 5 0	1,370 5 0	
39,103 8 0	...	2,501 13 0	2,501 13 0	2,501 13 0	
72,693 3 0	...	4,650 11 0	4,650 11 0	4,650 11 0	
1,25,102 11 0	...	6,003 5 0	6,003 5 0	6,003 5 0	
21,396 15 0	...	1,026 13 0	1,026 13 0	1,026 13 0	
1,47,652 8 0	...	7,085 7 0	7,085 7 0	7,085 7 0	
804 14 0	...	38 11 0	38 11 0	38 11 0	
18,118 11 0	...	869 7 0	869 7 0	869 7 0	
3,58,191 0 0	...	17,188 8 0	17,188 8 0	17,188 8 0	
33,920 13 0	...	1,627 13 0	1,627 13 0	1,627 13 0	
10,135 9 0	...	486 7 0	486 7 0	486 7 0	
23,697 8 0	...	1,137 3 0	1,137 3 0	1,137 3 0	
3,01,233 9 0	...	14,455 5 0	14,455 5 0	14,455 5 0	
2,46,174 8 6	...	12,089 1 0	12,089 1 0	12,089 1 0	
1,553 9 0	...	76 5 0	76 5 0	76 5 0	
22,606 6 0	...	1,110 3 0	1,110 3 0	1,110 3 0	
58,536 0 0	...	2,874 10 0	2,874 10 0	2,874 10 0	
40,133 15 0	...	1,970 14 0	1,970 14 0	1,970 14 0	
25,123 12 0	...	1,233 13 0	1,233 13 0	1,233 13 0	
46,68,274 9 0	...	2,09,580 11 0	2,09,580 11 0	2,09,580 11 0	...
23,08,71,100 7 0	4,94,974 9 2	81,89,901 11 0	86,84,876 4 2	78,20,233 4 0	3,97,854 8 2 4,66,788 8 0

* To be treated as savings.

Appendix

No.	Particulars of Loans	Rate of Interest	Balance due on 1st April 1953.	Amount raised in 1953-54.	Total	Amount repaid in 1953-54.
1	2	3	4	5	6	7
			Rs. a. p.	Rs. a. p.	Rs. a. p.	Rs. a. p.
	Total brought forward		19,05,66,264 3 0	4,45,00,000 0 0	23,50,66,264 3 0	41,95,163 12 0
	Advances brought forward		58,01,867 3 0		58,01,867 3 0	11,33,592 10 0
45	Advance of Rs. 67,685-11-0 taken from Depreciation Fund 1951-52 for replacement of Plant and Machinery purchased out of Loan Funds	3½ per cent.	55,125 15 0		55,125 15 0	13,030 12 0
46	Advance of Rs. 2,30,146-12-0 taken from Plant and Machinery Depreciation Fund in 1951-52	3½ per cent.	1,87,445 4 0		1,87,445 4 0	44,302 14 0
47	Advance of Rs. 43,583-8-0 taken from Precast Concrete slab Pavement Renewal Fund in 1951-52	3½ per cent.	35,495 14 0		35,495 14 0	8,390 14 0
48	Advance of Rs. 16,214-9-6 taken from K.E.M.Hospital and G.S.M. College Equipment Fund in 1951-52	3½ per cent.	13,204 10 6		13,204 10 6	13,122 13 0
49	Advance of Rs. 2,36,158-11-0 taken from Renewal of Road Surfaces Fund in 1951-52	3½ per cent.	1,92,338 10 0		1,92,338 10 0	45,463 4 0
50	Advance of Rs. 8,08,361-3-7 taken from Net Premia Fund in 1952-53	4 per cent.	8,08,361 3 7		8,08,361 3 7	1,49,245 9 0
51	Advance of Rs. 3,52,632-11-3 taken from Municipal Fire and Accident Insurance Fund in 1952-53	4 per cent.	3,52,682 11 3		3,52,682 11 3	65,115 11 0
52	Advance of Rs. 424-8-0 taken from K.E.M. Hospital and G.S.M. College Research Fund in 1952-53	4 per cent.	424 8 0		424 8 0	79 0 0
53	Advance of Rs. 4,12,789-3-0 taken from Hospital in 1952-53	4 per cent.	4,12,789 3 0		4,12,789 3 0	76,212 7 0
54	Advance of Rs. 16,505-14-0 taken from Slum Service Fund in 1952-53	4 per cent.	16,505 14 0		16,505 14 0	13,047 12 0
55	Advance of Rs. 43,220-15-0 taken from Garden Fund in 1952-53	4 per cent.	43,220 15 0		43,220 15 0	7,980 3 0
56	Advance of Rs. 81,088-8-0 taken from Depreciation Fund for replacement of Plant and Machinery in 1952-53	4 per cent.	81,088 8 0		81,088 8 0	14,971 7 0
57	Advance of Rs. 5,42,539-14-0 taken from Plant and Machinery Depreciation Fund in 1952-53	4 per cent.	5,42,539 14 0		5,42,539 14 0	1,00,168 6 0
58	Advance of Rs. 26,504-4-0 taken from Precast Concrete Slabs Pavement Renewal Fund in 1952-53	4 per cent.	26,504 4 0		26,504 4 0	4,893 13 0
59	Advance of Rs. 68,874-4-0 taken from K. E. M. Hospital and G. S. M. College Equipment Fund in 1952-53	4 per cent.	68,874 4 0		68,874 4 0	12,716 0 0
60	Advance of Rs. 1,90,955-1-6 taken from Renewal of Road Surfaces Fund in 1952-53	4 per cent.	1,90,955 1 6		1,90,955 1 6	35,255 13 0
61	Advance of Rs. 3,04,224-12-9 taken from Net Premia Fund in 1953-54	4 per cent.		3,04,224 12 9	3,04,224 12 9	
62	Advance of Rs. 4,36,209-13-9 taken from Fire and Accident Insurance Fund in 1953-54	4 per cent.		4,36,209 13 9	4,36,209 13 9	
63	Advance of Rs. 23,000 taken from K. E. M. Hospital and G. S. M. College Equipment Fund in 1953-54	4 per cent.		23,000 0 0	23,000 0 0	
64	Advance of Rs. 3,26,210-4-0 taken from Hospital Fund in 1953-54	4 per cent.		3,26,210 4 0	3,26,210 4 0	
65	Advance of Rs. 2,961-4-0 taken from Slum Service Fund in 1953-54	4 per cent.		2,961 4 0	2,961 4 0	
66	Advance of Rs. 43,929-7-6 taken from Garden Fund in 1953-54	4 per cent.		43,929 7 6	43,929 7 6	
67	Advance of Rs. 2,39,815-6-0 taken from Depreciation Fund for replacement of Plant and Machinery in 1953-54	4 per cent.		2,39,815 6 0	2,39,815 6 0	
68	Advance of Rs. 2,65,452-12-0 taken from Plant and Machinery Depreciation Fund in 1953-54	4 per cent.		2,65,452 12 0	2,65,452 12 0	
69	Advance of Rs. 71,817-4-0 taken from Pre-cast Concrete Slab Pavement Renewal Fund in 1953-54	4 per cent.		71,817 4 0	71,817 4 0	
70	Advance of Rs. 4,909-7-0 taken from G.S.M. College and K.E.M. Hospital Research Fund in 1953-54	4 per cent.		4,909 7 0	4,909 7 0	
71	Advance of Rs. 1,49,539-2-0 taken from Renewal of Road Surface Fund in 1953-54	4 per cent.		1,49,539 2 0	1,49,539 2 0	
			88,29,423 14 10	18,68,069 9 0	1,06,97,493 7 10	17,17,589 4 0
	Total		19,05,66,264 3 0	4,45,00,000 0 0	23,50,66,264 3 0	41,95,163 12 0

No. 11--(Concl.)

Balance due on 31st March 1954.	Interest outstanding on 1st April 1953.	Interest payable in 1953-54.	Total Interest due.	Deduct-Interest paid by the Imperial Bank of India and in Office.	Outstanding Balance on 31st March 1954.
8	9	10	11	12	13
Rs. a. p.	Rs. a. p.	Rs. a. p.	Rs. a. p.	Rs. a. p.	Rs. a. p.
23,08,71,100 7 0	4,94,974 9 2	81,89,901 11 0	86,84,876 4 2	78,20,233 4 0	3,97,854 8 2 * 4,66,788 8 0
46,68,274 9 0		2,09,580 11 0	2,09,580 11 0	2,09,580 11 0	
42,095 3 0		2,067 4 0	2,067 4 0	2,067 4 0	
1,43,142 6 0		7,029 2 0	7,029 2 0	7,029 2 0	
27,105 0 0		1,331 2 0	1,331 2 0	1,331 2 0	
10,081 13 6		495 3 0	495 3 0	495 3 0	
1,46,875 6 0		7,212 12 0	7,212 12 0	7,212 12 0	
6,59,115 10 7		32,334 7 0	32,334 7 0	32,334 7 0	
2,87,567 0 3		14,107 5 0	14,107 5 0	14,107 5 0	
345 8 0		17 0 0	17 0 0	17 0 0	
3,36,576 12 0		16,511 9 0	16,511 9 0	16,511 9 0	
13,458 2 0		660 4 0	660 4 0	660 4 0	
35,240 12 0		1,728 13 0	1,728 13 0	1,728 13 0	
66,117 1 0		3,243 9 0	3,243 9 0	3,243 9 0	
4,42,371 8 0		21,701 10 0	21,701 10 0	21,701 10 0	
21,610 7 0		1,060 3 0	1,060 3 0	1,060 3 0	
56,158 4 0		2,755 0 0	2,755 0 0	2,755 0 0	
1,55,699 4 6		7,638 3 0	7,638 3 0	7,638 3 0	
3,04,224 12 9					
4,36,209 13 9					
23,000 0 0					
3,26,210 4 0					
2,961 4 0					
43,929 7 6					
2,39,815 6 0					
2,65,452 12 0					
71,817 4 0					
4,909 7 0					
1,49,539 2 0					
89,79,904 3 10		3,29,474 1 0	3,29,474 1 0	3,29,474 1 0	...
23,08,71,100 7 0	4,94,974 9 2	81,89,901 11 0	86,84,876 4 2	78,20,233 4 0	3,97,854 8 2 * 4,66,788 8 0

* To be treated as savings.

No.	Particulars of Loans	Rate of Interest	Balance due on 1st April 1953	Amount raised in 1953-54	Total	Amount repaid in 1953-54
1	2	3	4	5	6	7
		Rs. a. p.	Rs. a. p.	Rs. a. p.	Rs. a. p.	Rs. a. p.
	Total brought forward ...		19,05,66,264 3 0	4,45,00,000 0 0	23,50,66,264 3 0	41,95,163 12 0
	Advances brought forward ...		88,29,423 14 10	18,68,069 9 0	1,06,97,493 7 10	17,17,589 4 0
	Advances from Net Premia Fund for meeting expenditure on Renewal of Road Surface for which no provision exists in the Renewal of Road Surfaces Fund—					
72	Advance of Rs. 31,200 taken in 1940-41 ...	3 per cent.	7,385 12 0		7,385 12 0	2,392 7 0
73	Advance of Rs. 33,800 taken in 1941-42 ...	3 per cent.	10,528 4 0		10,528 4 0	2,515 3 0
74	Advance of Rs. 26,072-10-0 taken in 1943-44 ...	3 per cent.	11,831 5 0		11,831 5 0	1,829 1 0
75	Advance of Rs. 38,571-7-0 taken in 1944-45 ...	3 per cent.	20,130 0 0		20,130 0 0	2,627 2 0
76	Advance of Rs. 94,206-7-0 taken in 1945-46 ...	3 per cent.	55,382 3 0		55,382 3 0	6,231 9 0
77	Advance of Rs. 41,427-6-0 taken in 1946-47 ...	3 per cent.	35,054 13 0		35,054 13 0	1,176 6 0
78	Advance of Rs. 2,10,967-8-0 taken in 1947-48 ...	3 per cent.	1,50,746 1 0		1,50,746 1 0	13,149 10 0
79	Advance of Rs. 69,623-0 taken in 1948-49 ...	3 per cent.	5,392 13 0		5,392 13 0	422 3 0
80	Advance of Rs. 69-4-0 taken in 1949-50 ...	3 per cent.	57 1 0		57 1 0	4 5 0
81	Advance of Rs. 5,83,395-13-0 taken in 1950-51 ...	3½ per cent.	5,20,799 9 0		5,20,799 9 0	32,832 0 0
82	Advances of Rs. 2,04,259-8-0 taken in 1951-52 ...	3½ per cent.	1,93,867 4 0		1,93,867 4 0	10,782 0 0
83	Advance of Rs. 1,24,962-3-0 taken in 1952-53 ...	4 per cent.	1,24,962 3 0		1,24,962 3 0	6,241 8 0
84	Advance of Rs. 1,74,169-8-0 taken in 1953-54 ...	4 per cent.	...	1,74,169 8 0	1,74,169 8 0	...
	Total ...		11,36,137 4 0	1,74,169 8 0	13,10,306 12 0	80,203 6 0
	Advance from Net Premia Fund for the purchase of Indian Military Hospital at Dharavi					
85	Advance of Rs. 1,99,448-12 taken in 1947-48 ...	3 per cent.	1,07,077 12 0		1,07,077 12 0	20,169 11 0
86	Advance of Rs. 1,11,105-4 taken in 1948-49 ...	3 per cent.	70,458 3 0		70,458 3 0	10,911 4 0
87	Advance of Rs. 1,85,903-15-6 taken in 1949-50 ...	3 per cent.	1,35,779 3 6		1,35,779 3 6	17,720 10 0
88	Advance of Rs. 45,012-3-0 taken in 1950-51 ...	3½ per cent.	37,121 13 0		37,121 13 0	4,138 9 0
89	Advance of Rs. 1028-11-0 taken in 1951-52 ...	3 per cent.	941 4 0		941 4 0	90 12 0
	Total ...		3,51,378 3 6	...	3,51,378 3 6	53,030 14 0
	Total Advances from Special Funds ...		1,03,16,939 6 4	20,42,239 1 0	1,23,59,178 7 4	18,50,823 8 0
	Grand Total ...		20,08,83,203 9 4	4,65,42,239 1 0	24,74,25,442 10 4	60,45,987 4 0

T. V. DORAISWAMY,
Chief Accountant.

No. 11—(Concl.)

Balance due on 31st March 1954	Interest outstanding on 1st April 1953	Interest payable in 1953-54	Total Interest due	Deduct-Interest paid by the Imperial Bank of India and in Office	Outstanding Balance on 31st March 1954
8	9	10	11	12	13
Rs. a. p.	Rs. a. p.	Rs. a. p.	Rs. a. p.	Rs. a. p.	Rs. a. p.
23,08,71,100 7 0	4,94,974 9 2	81,89,901 11 0	86,84,876 4 2	78,20,233 4 0	{ 3,97,854 8 2 *4,66,788 8 0
89,79,904 3 10	...	3,29,474 1 0	3,29,474 1 0	3,29,474 1 0	...
4,993 5 0	...	221 9 0	221 9 0	221 9 0	...
8,013 1 0	...	315 13 0	315 13 0	315 13 0	...
10,002 4 0	...	354 15 0	354 15 0	354 15 0	...
17,502 14 0	...	603 14 0	603 14 0	603 14 0	...
49,150 10 0	...	1,661 7 0	1,661 7 0	1,661 7 0	...
33,878 7 0	...	1,051 10 0	1,051 10 0	1,051 10 0	...
4,37,596 7 0	...	4,522 6 0	4,522 6 0	4,522 6 0	...
4,970 10 0	...	161 13 0	161 13 0	161 13 0	...
52 12 0	...	1 11 0	1 11 0	1 11 0	...
4,87,967 9 0	...	16,926 0 0	16,926 0 0	16,926 0 0	...
1,83,085 4 0	...	7,270 0 0	7,270 0 0	7,270 0 0	...
1,18,720 11 0	...	4,998 8 0	4,998 8 0	4,998 8 0	...
1,74,169 8 0
12,30,103 6 0	...	38,089 10 0	38,089 10 0	38,089 10 0	...
86,908 1 0	...	3,212 5 0	3,212 5 0	3,212 5 0	...
59,546 15 0	...	2,113 12 0	2,113 12 0	2,113 12 0	...
1,18,058 9 6	...	4,073 6 0	4,073 6 0	4,073 6 0	...
32,983 4 0	...	1,206 7 0	1,206 7 0	1,206 7 0	...
850 8 0	...	35 4 0	35 4 0	35 4 0	...
2,98,347 5 6	...	10,641 2 0	10,641 2 0	10,641 2 0	...
1,05,08,354 15 4	...	3,78,204 13 0	3,78,204 13 0	3,78,204 13 0	...
24,13,79,455 6 4	4,94,974 9 2	85,68,106 8 0	90,63,081 1 2	81,98,438 1 0	{ 3,97,854 8 2 *4,66,788 8 0

* To be treated as savings.

V. L. GIDWANI,
Municipal Commissioner.

Appendix No. 12
WATER WORKS ACCOUNT
Revenue Account for the year ended 31st March 1954

INCOME.	Rs.	EXPENDITURE.	Rs.
<i>Water Tax and other Miscellaneous Water Works Revenue—Vide details in Appendix—No. 3)</i> <i>This includes Rs. 1,19,15,628 being the amount of Water Tax by measurement, realised during 1953-54 as shown in the following statement—</i>		Maintenance (<i>vide</i> appendix No. 4)	26,77,264
		Proportionate share of General Superintendence (1/10th Proportion of) ...	2,50,027
		Assessment and Collection Charges (3/10th Proportion of)	3,01,244
		Provident Fund and Pension, etc., charges	2,23,158
		Dearness Allowance	9,50,031
		New Works	64,221
		Income Tax on Income derived by the Municipality for supply of water to areas outside Municipal Jurisdiction	1,83,039
		Total, Expenditure	46,48,984
		Surplus Carried down	1,39,54,892
Total Rs.	1,86,03,876	Total Rs.	1,86,03,876

Net Revenue Account for the year ended 31st March 1954

Rs.	Rs.	Rs.
Surplus brought down	1,39,54,892	Interest on Water Works Loans (Debt)
		<i>Due to Government—</i>
		Rs. 65 Lakhs Loan for Tansa Triplication Scheme
		Rs. 2 Crores Loan for Major Development Works
		Rs. 2½ Crores Loan for General Supervision, Water Works, etc.
		Rs. 150 Lakhs Loan 1925-26
		2,21,655
		<i>Due to the Public—</i>
		Rs. 147 Lakhs Tansa Water Works Loan
		Rs. 25 Lakhs Sewerage, etc., Works Loan
		Rs. 70 Lakhs for Reduplication of the Tansa Main and other Auxiliary Works
		Rs. 160 Lakhs for Improvement of water supply in Bombay
		Rs. 31.43 Lakhs Loan
		Rs. 37 Lakhs Loan
		Rs. 40 Lakhs Loan
		Rs. 9 Lakhs Loan
		Rs. 24½ Lakhs Loan (1936-37)
		Rs. 30 Lakhs Loan (1937-38)
		Rs. 30 Lakhs Loan (1938-39)
		Rs. 64 Lakhs Loan (1939-40)
		Rs. 48 Lakhs Loan (1940-41)
		Rs. 25 Lakhs Loan (1941-42)
		Rs. 20 Lakhs Loan (1943-44)
		Rs. 22 Lakhs Loan (1944-45)
		Rs. 25 Lakhs Loan (1945-46)
		Rs. 54 Lakhs Loan (1946-47)
		Rs. 61 Lakhs Loan (1948-49)
		Rs. 80 Lakhs Loan (1950-51)
		Rs. 17.97 Lakhs Loan (1950-51)
		Rs. 10 Lakhs Loan (1950-51)
		Rs. 75 Lakhs Loan (1947-48)
		Rs. 1.25 Crores Loan (1949-50)
		Rs. 2 Crores Loan (1950-51)
		Rs. 175 Lakhs Loan (1951-52)
		Rs. 33 Lakhs Loan (1951-52)
		Rs. 60 Lakhs Loan (1951-52)
		Rs. 2.44,14,500 Loan (1952-53)
		Rs. 69 Lakhs Loan (1952-53)
		Rs. 35 Lakhs Loan (1952-53)
		Rs. 110 Lakhs Loan (1953-54)
		Rs. 85 Lakhs Loan (1953-54)
		Rs. 50 Lakhs Loan (1953-54)
		47,92,883
		<i>Advances from Special Funds—</i>
		Rs. 84 Lakhs advance from Plant and Machinery Depreciation Fund
		Rs. 3 Lakhs advance from Renewal of Road Surfaces Fund
		Rs. 3.69 Lakhs advance from Net Premia Fund
		Rs. 8 Lakhs from Net Premia Fund
		Rs. 3,81,662 from Municipal Fire and Accident Insurance Fund
		Rs. 2,16,600 from Net Premia Fund
		Rs. 1,71,400 Do. do.
		Rs. 40,100 Do. do.
		Rs. 43,200 Do. do.
		Rs. 27,100 Do. do.
		Rs. 73,566 Do. do.
		Rs. 89,537-4-6 Do. do.
		Rs. 55,216-4-0 Do. do.
		Rs. 1,08,567-5-0 Do. do.
		Rs. 97,972-4-0 Do. do.
		Rs. 93,034-13-6 Do. do.
		Rs. 1,23,619-2-6 Do. do.
		Rs. 2,98,378-9-0 Advance from Depreciation Fund for replacement of Plant & Machinery purchased out of Loan Funds
		Rs. 43,215-8-0 Advance from K.E.M. Hospital & G.S.M. College Research Fund
		Rs. 24,178-13-0 Advance from Net Premia Fund
		Rs. 3,95,820-3-6 Advance from Net Premia Fund
		Rs. 36,349-2-0 Advance from K. E. M. Hospital and G. S. M. College Research Fund
		Rs. 8,08,361-3-7 Advance from Net Premia Fund
		Rs. 3,52,682-11-3 Advance from Municipal Fire and Accident Insurance Fund
		Rs. 424-8-0 Advance from K. E. M. Hospital and G. S. M. College Research Fund
		Rs. 81,033-8-0 Advance from Depreciation Fund for replacement of Plant & Machinery purchased out of Loan Fund
		40,080
Carried forward	1,39,54,892	Carried forward
		50,54,616

Appendix No. 12—Concluded
WATER WORKS ACCOUNT

Net Revenue Account for the year ended 31st March 1954—concluded

INCOME—Concl'd.		Rs.	EXPENDITURE—concl'd.	Rs.
Surplus Brought forward Rs....		1,39,54,892	Brought forward ...	50,54,616
			Interest Accrued But Not Paid (on water works Debt).	
			Accrued Interest on Rs. 1.75 Crores Loan (1951-52) ...	622
			Do Rs. 60 Lakhs Loan (1951-52) ...	9,936
			Do Rs. 69 " " (1952-53) ...	20,991
			Do Rs. 2,44,14,50 Loan (1952-53) ...	31,896
			Do Rs. 10 Lakhs Loan (1952-53) ...	127
				63,572
			Commission to the Imperial Bank of India for payment of Interest on the Water Works portion of the different Loans ...	17,091
			Miscellaneous Loan Charges including Commission paid to the Imperial Bank of India for drawing interest on Sinking Fund Investments ...	729
			Reduction of debt or investment of Sinking Fund of the following Water Works Loans :—	17,820
			70 Lakhs Loan for Reduplication of the Tansa Main and other Auxiliary Works ...	78,045
			65 Lakhs Loan for Tansa Triplexion Scheme ...	4,07,689
			2 Crores Loan for Major Development Works ...	6,11,847
			160 Lakhs Loan for improvement of the water supply in Bombay ...	2,85,280
			2½ Crores Loan for General Supervision, Water Works, etc., purposes ...	9,849
			150 Lakhs Loan 1925-26 ...	6,03,954
			25 Lakhs Loan 1927-28 ...	485
			37 Lakhs Loan ...	800
			24½ Lakhs Loan (1936-37) ...	11,392
			9 Lakhs Loan ...	2,954
			30 Lakhs Loan (1937-38) ...	18,248
			30 Lakhs Loan (1938-39) ...	19,492
			64 Lakhs Loan (1939-40) ...	15,702
			48 Lakhs Loan of (1940-41) ...	14,526
			25 Lakhs Loan of (1941-42) ...	24,919
			20 Lakhs Loan of (1943-44) ...	13,695
			22 Lakhs Loan of (1944-45) ...	23,975
			25 Lakhs Loan of (1945-46) ...	34,109
			54 Lakhs Loan (1946-47) ...	78,965
			75 Lakhs Loan of (1947-48) ...	47,423
			61 Lakhs Loan (1948-49) ...	44,469
			88,14,500 out of 1.25 Crores (1949-50) ...	1,85,275
			Rs. 2 Crores Loan (1950-51) ...	9,57,854
			Rs. 80 Lakhs Loan Rs. (1950-51) ...	50,274
			Rs. 17.97 Lakhs Loan (1950-51) ...	5,183
			Rs. 10 Lakhs Loan (1950-51) ...	18,936
			Rs. 1.75,34,000 Loan (1951-52) ...	9,42,751
			Rs. 33 Lakhs Loan (1951-52) ...	1,77,432
			Rs. 60 Lakhs Loan (1951-52) ...	1,13,969
			Rs. 24,4,14,500 Loan (1953-54) ...	6,46,006
			Rs. 69 Lakhs Loan (1952-53) ...	3,17,185
			Rs. 35 Lakhs Loan (1952-53) ...	2,04,138
			8½ Lakhs Advance from Plant and Machinery Depreciation Fund ...	360
			3 Lakhs Advance from Renewal of Road Surfaces Fund ...	1,119
			3.69 Lakhs Advance from Net Premia Fund ...	1,227
			Rs. 8 Lakhs Advance from Net Premia Fund ...	19,064
			Rs. 3,81,662 Advance from Municipal Fire and Accident Insurance Fund ...	9,095
			2,16,600 Advance from Net Premia Fund ...	1,590
			1,71,400 ...	943
			40,100 ...	1,523
			43,200 ...	415
			27,100 ...	2,655
			73,566 ...	3,160
			89,537-4-6 ...	4,336
			55,216-4-0 ...	2,986
			1,08,567-5-0 ...	5,291
			97,972-4-0 ...	6,303
			93,034-13-6 ...	4,612
			1,23,619-2-6 ...	8,645
			2,98,378-9-0 Advance from Depreciation Fund for replacement of Plant and Machinery Purchased out of Loan Funds ...	950
			43,215-8-0 Advance from K.E.M. Hospital and G.S.M. College Research Fund ...	6,057
			24,178-13-0 Advance from Net Premia Fund ...	4,709
			Rs. 3,95,820-3-6 Advance from Net Premia Fund ...	27,945
			Rs. 36,349-2-0 Advance from K. E. M. Hospital and G. S. M. College Fund ...	5,359
			Rs. 8,08,361-3-6 Advance from Net Premia Fund ...	53,338
			Rs. 3,52,682-11-3 Advance from Municipal Fire & Accident Insurance Fund ...	21,889
			Rs. 424-8-0 Advance from K. E. M. Hospital & G. S. M. College Research Fund ...	3
			Rs. 81,088-8-0 Advance from Depreciation Fund for Replacement of Plant and Machinery purchased out of Loan Fund ...	126
				61,60,521
			Surplus—	
			Excess of Income over Expenditure	1,12,96,529
			Total Debt Charges	26,58,363
Total Rs. ...		1,39,54,892	Total Rs. ...	1,39,54,892

T. V. DORAISWAMY,
Chief Accountant.

V. L. GIDWANI,
Municipal Commissioner.

(Supplementary to Appendix 12)

Statement showing the quantity of water by meter supplied under different Sub-heads and the Water Tax by measurement realized at different rates for the uniform quantity of 1,000 gallons, as required by Corporation Resolution No. 6570 of 15th February 1912.

PARTICULARS.	1948-49.			1949-50.			1950-51.			1951-52.			1952-53.			1953-54.		
	Gallons.	Amount.		Gallons.	Amount.		Gallons.	Amount.		Gallons.	Amount.		Gallons.	Amount.		Gallons.	Amount.	
1 Hotels	14,76,47,833	Rs. 1 0 0	a. p. 2 0 0	16,18,47,730	Rs. 1 0 0	a. p. 2 0 0	16,67,35,422	Rs. 1 0 0	a. p. 0 0 0	20,78,16,871	Rs. 1 2 0	a. p. 11 0 0	21,78,65,180	Rs. 1 2 0	a. p. 9 0 0	18,12,36,809	Rs. 1 2 0	a. p. 12 0 0
2 Cotton Factories	3,13,87,10,742	Rs. 1 1 0	a. p. 1 0 0	3,15,36,48,462	Rs. 1 1 0	a. p. 1 0 0	2,54,77,63,886	Rs. 1 1 0	a. p. 0 0 0	3,42,60,57,747	Rs. 1 4 0	a. p. 2 0 0	3,18,39,53,901	Rs. 1 4 0	a. p. 7 0 0	3,37,70,46,621	Rs. 1 4 0	a. p. 7 9 0
3 Flour Mills	46,17,935	Rs. 1 0 0	a. p. 0 0 0	29,04,000	Rs. 1 0 0	a. p. 0 0 0	29,08,300	Rs. 1 0 0	a. p. 0 0 0	2,90,180	Rs. 1 2 0	a. p. 3 0 0	6,62,370	Rs. 1 2 0	a. p. 3 0 0	4,68,690	Rs. 1 2 0	a. p. 4 0 0
4 Other Factories	77,85,65,967	Rs. 1 0 0	a. p. 0 0 0	76,56,10,149	Rs. 1 0 0	a. p. 0 0 0	92,01,22,266	Rs. 1 0 0	a. p. 0 0 0	1,01,93,07,851	Rs. 1 2 0	a. p. 4 0 0	99,38,23,309	Rs. 1 2 0	a. p. 1 0 0	1,17,80,59,569	Rs. 1 2 0	a. p. 0 0 0
5 Milch Cattle Stables	17,94,93,357	Rs. 12 0 0	a. p. 10 0 0	19,21,72,208	Rs. 12 0 0	a. p. 10 0 0	15,42,43,667	Rs. 12 0 0	a. p. 8 0 0	9,42,08,200	Rs. 12 0 0	a. p. 10 0 0	5,68,04,970	Rs. 12 0 0	a. p. 1 0 0	5,42,62,470	Rs. 12 0 0	a. p. 0 0 0
6 Government Properties (a)	1,38,49,28,450	Rs. 8 6 4	a. p. 2 6 6	1,22,40,24,500	Rs. 8 6 4	a. p. 12 0 0	1,27,81,78,250	Rs. 7 9 9	a. p. 5 8 1	1,25,53,13,260	Rs. 8 2 9	a. p. 5 8 8	1,09,55,06,910	Rs. 8 0 7	a. p. 2 6 8	92,44,02,995	Rs. 6 9 4	a. p. 9 1 1
7 Railways	72,63,34,900	Rs. 4 5 4	a. p. 6 1 3	73,78,14,900	Rs. 4 6 1	a. p. 1 3 4	79,06,59,600	Rs. 4 6 1	a. p. 1 6 2	74,33,70,000	Rs. 4 6 4	a. p. 6 0 6	1,03,42,45,560	Rs. 7 6 9	a. p. 1 8 1	87,93,39,700	Rs. 6 5 9	a. p. 5 0 5
8 Post Trust	77,76,96,700	Rs. 15 5 5	a. p. 3 9 3	93,11,49,170	Rs. 18 6 2	a. p. 2 9 8	86,95,13,910	Rs. 17 2 2	a. p. 9 1 9	80,74,43,950	Rs. 14 9 6	a. p. 4 6 1	93,32,46,490	Rs. 17 4 6	a. p. 8 0 1	58,94,62,800	Rs. 13 2 2	a. p. 4 9 4
9 Suburbs (b)	2,01,12,41,425	At different rates. Rs. 10 2 1	a. p. 6 7 1	1,79,57,98,330	At different rates. Rs. 9 0 9	a. p. 9 2 5	33,21,76,000	At different rates. Rs. 1 9 5	a. p. 1 5 8	1,61,52,28,490	At different rates. Rs. 8 5 5	a. p. 2 9 3	37,22,87,160	At different rates. Rs. 2 7 0	a. p. 2 9 6	30 23,73,520	At different rates. Rs. 1 9 1	a. p. 2 6 5
10 Miscellaneous (c)	1,11,17,55,941	At different rates. Rs. 8 9 2	a. p. 6 5 4	1,07,87,84,229	At different rates. Rs. 8 6 6	a. p. 8 7 6	1,10,44,53,202	At different rates. Rs. 9 9 8	a. p. 0 6 3	1,23,75,69,476	At different rates. Rs. 1 1 3 8	a. p. 0 7 9	1,93,94,26,883	At different rates. Rs. 1 6 0 7	a. p. 3 2 1	2,50,01,91,885	At different rates. Rs. 2 1 2 5	a. p. 1 5 5
11 Merged area	80,00,00,067	Rs. 3 0 0	a. p. 0 0 0	3,03,48,10,000	Rs. 1 3 1 8	a. p. 8 9 5	2,72,84,59,977	Rs. 1 0 2 3	a. p. 1 7 2
Total	10,26,09,93,270	Rs. 8 5 8 6	a. p. 0 7 5	10,04,37,53,678	Rs. 9 2 1 6	a. p. 5 8 9	8,16,67,54,503	Rs. 8 0 9 7	a. p. 4 0 3	11,20,66,06,092	Rs. 1 0 2 7 3	a. p. 3 5 3	12,86,26,32,733	Rs. 1 1 7 4 5	a. p. 4 3 4	12,71,53,05,036	Rs. 1 1 9 1 5	a. p. 6 2 8

(a) The rates charged are in accordance with the Water Rules for the respective years.

(b) The rates charged vary from Annas 10 to Rs. 1-4-0 per 1,000 gallons.

(c) The rates charged vary from Annas 8 to Rs. 2-4-0 per 1,000 gallons.

Appendix No. 12-A.

WATER WORKS ACCOUNT.

Schedule of Liabilities and Assets at 31st March 1954.

LIABILITIES.		Rs.	ASSETS.		Rs.
I.—DEBT PRINCIPAL—			I.—PROPERTIES—		
<i>Due to Government—</i>					
2 Crores Loan (1953-54)		2,00,00,000	Water Works executed out of Loan, Surplus and Reserve Funds (vide Appendix No. 8)		
2 Crores Loan for Major Development Works		9,63,307			
150 Lakhs Loan (1925-26)		17,33,335			
	Total	2,26,96,642	Out of Loan Reserve Funds—		
<i>Due to the Public—</i>			Ordinary Works		17,15,63,946
Tansa Water Works Loan of 147 Lakhs		2,95,500	Tansa Completion Works		4,99,46,291
Water Works portion of the 25 Lakhs Loan for Sewerage, Roads and other Works		93	Works executed out of Worn-out Water Mains Renewal Fund		9,64,526
70 Lakhs Loan for the Reduplication of the Tansa Main and other Auxiliary Works		69,90,737	Plant and Machinery		Rs. 15,09,169
160 Lakhs Loan for the improvement of the water-supply in Bombay		1,60,00,000	Less—Written off		4,73,395
Water Works portion of the 25 Lakhs Loan (1927-28)		25,060			10,35,774
Water Works portion of 37 Lakhs Loan		38,620			
Water Works portion of 40 Lakhs Loan (1928-29)		945			
Water Works portion of 9 Lakhs Loan		1,40,534	II.—INVESTMENTS—		
Water Works portion of 24½ Lakhs Loan (1936-37)		5,36,517	I. Imperial Bank of India—Municipal Loans Sinking Fund Deposit Account—(Water Works portion)		3,40,02,316
Water Works portion of 30 Lakhs Loan (1937-38)		8,59,545			
Water Works portion of 30 Lakhs Loan (1938-39)		9,18,028			
Water Works portion of 64 Lakhs Loan (1939-40)		7,39,529			
Water Works portion of 48 Lakhs Loan (1940-41)		6,84,174			
Water Works portion of 25 Lakhs Loan (1941-42)		11,73,642			
Water Works portion of 20 Lakhs Loan (1943-44)		6,41,738			
Water Works portion of 22 Lakhs Loan (1944-45)		11,23,417			
Water Works portion of 25 Lakhs Loan (1945-46)		15,98,174			
Water Works portion of 54 Lakhs Loan (1946-47)		37,00,402			
Water Works portion of 75 Lakhs Loan (1947-48)		21,96,613			
Water Works portion of 61 Lakhs Loan (1948-49)		20,83,871			
Water Works portion of 125 lakhs loan (1949-50)		85,15,315			
Water Works portion of 2 Crores Loan (1950-51)		1,73,05,906			
Water Works portion of 17.97 Lacs Loan		58,521			
Water Works portion of 80 Lacs Loan		23,55,959			
Water Works portion 10 lacs Loan		3,40,742			
Water Works portion of Rs. 1,75,34,000 Loan out of Rs. 420 lacs Loan		1,71,64,431			
Water Works portion of Rs. 33 lacs Loan out of Rs. 420 lacs Loan		32,29,875			
Water Works portion of Rs. 60 lacs Loan		20,87,824			
Water Works portion of Rs. 2,44,14,500 Loan (1952-53)		2,20,33,462			
Water Works portion of 69 Lakhs Loan (1952-53)		26,69,481			
Water Works portion of 35 Lakhs Loan (1952-53)		25,00,000			
Water Works portion of 110 Lakhs Loan (1953-54)		1,07,42,192			
Water Works portion of 85 Lakhs Loan (1953-54)		19,04,287			
Water Works portion of 50 Lakhs Loan (1953-54)		3,85,505			
	Total	13,10,40,639			
	Carried over	15,37,37,281	Carried over		25,75,12,853

WATER WORKS ACCOUNT—Contd.

LIABILITIES:	Rs.	ASSETS:	Rs.
Brought over	15,37,37,281	Brought over	25,75,12,853
<i>Advances from Special Funds—</i>			
Rs. 8½ Lakhs Advance from Plant and Machinery Depreciation Fund ...	3,599		
Rs. 3 Lakhs Advance from Renewal of Road Surfaces Fund ...	15,695		
Rs. 3.69 Lakhs Advance from Net Premia Fund ...	19,213		
Rs. 8 Lakhs Advance from Net Premia Fund ...	1,27,012		
Rs. 3,81,662 Lakhs Advance from Municipal Fire and Accident Insurance Fund ...	60,594		
	2,26,113		
Rs. 2,16,600 Advance from Net Premia Fund for purchase of Plant and Machinery ...	3,345		
Rs. 1,71,400 Advance from Net Premia Fund for purchase of Plant and Machinery ...	1,966		
Rs. 43,200 Advance from Net Premia Fund for purchase of Plant and Machinery in 1941-42...	2,278		
Rs. 73,566 Advance from Net Premia Fund for purchase of Plant and Machinery in 1943-44 ...	6,609		
Rs. 89,537-4-6 Advance from Net Premia Fund for purchase of Plant and Machinery in 1944-45 ...	13,805		
Rs. 55,216-4-0 Advance from Net Premia Fund for purchase of Plant and Machinery in 1945-46.	9,480		
Rs. 1,08,567-5-0 advance from Net premia Fund for purchase of Plant and Machinery in 1946-47 ...	58,218		
Rs. 97,972-4-0 Advance from Net Premia Fund for purchase of Plant and Machinery in 1947-48 ...	34,455		
Rs. 93,034-13-6 Advance from Net Premia Fund for purchase of Plant of Plant and Machinery in 1948-49 ...	42,232		
Rs. 1,23,619-2-6 Advance from Net Premia Fund for purchase of Plant and Machinery in 1949-50.	90,455		
Rs. 24,178-13-0 Advance from Net Premia Fund for purchase of Plant and Machinery in 1950-51 ...	9,878		
Rs. 43,215-8-0 Advance for K.E.M. Hospital and G.S.M. College Research Fund for purchase of Plant and Machinery in 1950-51 ...	12,712		
Rs. 2,98,378-9-0 Advance from Depreciation Fund for replacement of Plant and Machinery in 1950-51 ...	1,488		
Rs. 3,95,820-3-6 Advance from Net Premia Fund for purchase of Plant and Machinery in 1951-52...	90,280		
Rs. 36,349-2-0 Advance from K.E.M. Hospital and G.S.M. College Research Fund for Purchase of Plant and Machinery in 1951-52. ...	17,309		
Rs. 8,08,361-3-7 Advance from Net Premia Fund for purchase of Plant and Machinery in 1952-53 ...	3,28,607		
Rs. 3,52,682-11-3 Advance from Municipal Fire and Accident Insurance Fund for purchase of Plant and Machinery in 1952-53 ...	37,723		
Rs. 81,088-8-0 Advance from Depreciation Fund for replacement of Plant and Machinery in 1952-53 ...	2,807		
Rs. 424-8-0 Advance from K. E. M. Hospital and G. S. M. College Research Fund ...	13		
Rs. 3,04,224-12-9 Advance from Net Premia Fund ...	19,148		
Rs. 4,36,209-15-9 Advance from Fire & Accident Insurance Fund ...	2,48,855		
Rs. 4,909-7-0 Advance from G. S. M. College and K. E. M. Hospital Research Fund ...	1,267		
	10,32,930		
II.—SINKING FUNDS ON MUNICIPAL LOANS (invested as per contra)	3,40,02,316		
III.—SPECIAL FUNDS—			
Net Premia Fund (invested as per contra) ...	33,28,335		
IV.—CAPITAL ACCOUNT—			
General Reserve being Assets in excess of Liabilities	6,89,87,608		
Less—Assets Written off ...	4,73,395		
Total	26,08,41,188	Total	26,08,41,188

T. V. DORAISWAMY,
Chief Accountant.

V. L. GIDWANI,
Ag. Municipal Commissioner.

Appendix No. 13
MARKETS AND SLAUGHTER HOUSES ACCOUNT
Revenue Account for the year ended 31st March 1954

INCOME.	Rs.	EXPENDITURE.	Rs.
Income for the year— <i>vide details in Appendix No. 3</i> ...	36,31,603	Maintenance Charges of—including Refrigerator charges <i>vide Appendix No. 4</i> —	10,38,678
		Provident Fund and Pension etc., charges	67,100
		Proportion of General Supervision	50,005
		Dearness Allowance	3,31,939
		New Works out of Current Revenue	18,900
		Total Expenditure	15,06,622
		Surplus carried down	21,24,981
	36,31,603	Total Rs.	36,31,603

Net Revenue Account for the year ended 31st March 1954

	Rs.	Interest on Loans	Rs.
Surplus brought down ...	21,24,981	<i>Due to Government—</i>	
		Rs. 140 Lakhs Loan	243
		Rs. 2 Crores Loan	5,730
			5,973
		<i>Due to public—</i>	
		Rs. 24½ Lakhs Loan	848
		Rs. 30 Lakhs Loan (1937-38)	2,325
		Rs. 30 Lakhs Loan (1938-39)	4,466
		Rs. 48 Lakhs Loan (1940-41)	4,852
		Rs. 25 Lakhs Loan (1941-42)	2,681
		Rs. 20 Lakhs Loan (1943-44)	591
		Rs. 22 Lakhs Loan (1944-45)	847
		Rs. 25 Lakhs Loan (1945-46)	425
		Rs. 54 Lakhs Loan (1946-47)	1,027
		Rs. 61 Lakhs Loan (1948-49)	1,085
		Rs. 75 Lakhs Loan (1947-48)	3,979
		Rs. 80 Lakhs Loan (1950-51)	15,562
		Rs. 60 Lakhs Loan (1951-52)	9,300
		Rs. 2,44,14,500 Loan (1952-53)	8,559
		Rs. 110 Lakhs Loan (1953-54)	77
		Rs. 85 Lakhs Loan (1953-54)	72
		Rs. 50 Lakhs Loan (1953-54)	293
			55,725
		<i>Advance from Special Funds—</i>	
		Rs. 8½ Lakhs from Plant and Machinery Depreciation Fund	1,031
		Rs. 93,034-13-6 from Net Premia Fund for purchase of Plant & Machinery (1948-49)	414
		Rs. 53,323-11-0 from Municipal Fire and Accident Insu. Fund	11,334
		Rs. 80,908-13-0 Advance do.	711
		Rs. 3,52,682-11-3 do.	993
		Rs. 16,505-14-0 Advance from Slum Service Fund	82
		Rs. 26,504-4-0 Advance from Precast concrete slab Pavement Renewal Fund	488
		Rs. 81,088-8-0 Advance from Depreciation Fund for replacement of Plant and Machinery purchased out of Loan Funds	163
			5,016
			66,714
		Interest Accrued but not Paid	
		Accrued Interest on Rs. 2,44,14,500 Loan of 1952-53	761
		Accrued Interest on Rs. 60 Lakhs Loan (1951-52)	1,163
			1,924
		Commission to the Imperial Bank of India for the payment of Interest on the portions of the different Loans	106
		Miscellaneous Loan Charges including Commission paid to the Imperial Bank of India for drawing interest on Sinking Fund Investments	10
			116
		Reduction of Debt or Investment of Sinking Fund	
		Rs. 24½ Lakhs Loan	593
		Rs. 30 Lakhs Loan (1937-38)	1,631
		Rs. 140 Lakhs Loan	4,629
		Rs. 2 Crores Loan	55,916
		Rs. 30 Lakhs Loan (1938-39)	3,129
		Rs. 48 Lakhs Loan (1940-41)	2,914
		Rs. 25 Lakhs Loan (1941-42)	1,609
		Rs. 20 Lakhs Loan (1943-44)	355
		Rs. 22 Lakhs Loan (1944-45)	509
		Rs. 25 Lakhs Loan (1945-46)	255
		Rs. 54 Lakhs Loan (1946-47)	19
		Rs. 61 Lakhs Loan (1948-49)	760
		Rs. 75 Lakhs Loan (1947-48)	2,563
		Rs. 80 Lakhs Loan (1950-51)	10,064
		Rs. 60 Lakhs Loan (1951-52)	13,335
		Rs. 2,44,14,500 Loan (1952-53)	15,417
		Rs. 8½ Lakhs advance from Plant and Machinery Depreciation Fund	1,877
		Rs. 53,323-11-0 from Municipal Fire and Accident Insurance Fund	3,133
		Rs. 93,034-13-6 advance from Net Premia Fund for purchase of Plant and Machinery (1948-49)	1,359
		Rs. 80,908-13-0 Advance from Municipal Fire and Accident Insurance Fund	7,064
		Rs. 3,52,682-11-3 Advance from Municipal Fire and Accident Insurance Fund	3,659
		Rs. 16,505-14-0 Advance from Slum Service Fund	376
		Rs. 43,583-8-0 Advance from Pre-cast Concrete Slabs Pavement Renewal Fund	2,253
		Rs. 81,088-8-0 Advance from Depreciation Fund for replacement of Plant and Machinery purchased out of Loan Funds	752
			1,34,171
		Total Debt Charges	2,02,925
		Surplus—Excess of Income over Expenditure	19,22,056
Total Rs.	21,24,981	Total Rs.	21,24,981

T. V. DORAISWAMY,
Chief Accountant.

V. L. GIDWANI,
Municipal Commissioner.

Appendix No. 14.
MUNICIPAL PRINTING PRESS
Income and Expenditure for the year 1953-54

Expenditure.		Details.	Amount.	Income.		Details.	Amount.
		Rs.	a. p.	Rs.	a. p.	Rs.	Rs.
Materials on hand and works in progress on 1st April 1953		5,52,453	0 2	5,52,453	0 2		
Including amounts with the Reserve Bank of India							
Expenditure during the year—							
Establishment—							
(a) Permanent	49,870	4 0					
(b) Allowances	18,811	11 0	68,681	15 0			
Labour			2,73,272	11 3			
Materials			2,85,275	13 5			
Work through outside Agencies			5,262	9 9			
Electric Power			3,194	12 10			
Contingencies—							
Printing	2,186	1 11					
Stationery	537	9 9					
Books and Dead Stock	1,204	8 10					
Lighting	2,359	5 11					
Miscellaneous	8,949	8 11	15,237	2 6			
Repairs to Machinery			9,452	6 4			
Rent			3,691	4 3			
Provident Fund			19,769	14 0			
Debt charges—							
(1) Interest	39,974	2 0					
(2) Repayment of capital	34,613	5 0	74,587	7 0			
Maintenance of delivery van			1,140	8 8			
Private Works—							
Labour			46,242	14 0			
Materials			33,852	2 0			
Contingencies			15,414	3 0			
			95,509	3 0			
Difference representing surplus (1) Re. 6,466-15-2 on departmental works and (2) Re. 2,122-12-0 on private works transferred to revenue.							
			8,589	11 2			
			14,16,118	7 4			
				Income.			
				Amount chargeable to the departments for work done			7,35,440 5 0
				Amount chargeable to the private parties for work done			97,631 15 0
				Amount of sale of waste paper & Metal ash			15,741 9 3
				Stock at close—			
				Works in progress		89,402	2 0
				Materials on hand		4,70,363	15 1
				Deposit with Reserve Bank of India			3,59,766 1
							7,338 9 0
							14,16,118 7 4

120

T. V. DORAISWAMY,
Chief Accountant.

V. L. GIDWANI,
Municipal Commissioner.

Appendix No. 14-A

Statement of Advance for 1953-54

Name of Account	Opening Balance on 1st April 1953.	Debits during 1953-54.	Total.	Credits during 1953-54.	Closing Balance on 31st March 1954.
	Rs.	Rs.	Rs.	Rs.	Rs.
Departmental Works—					
Water Works	1,93,650	53,186	2,46,836	64,321	1,82,515
Printing Press	8,61,887	7,59,567	16,21,454	8,60,824	7,60,630(a)
Workshops	6,92,464	4,59,544	11,52,008	4,44,744	7,07,264
Architectural Branch	6,95,709	Cr. 1,56,347	5,39,362	2,72,234	2,67,128
Roads, Buildings and Drainage	6,51,686	19,58,207	26,09,893	11,38,574	14,71,319
Health Department	7,125	13,675	20,800	6,906	13,894
Total	31,02,521	30,87,832	61,90,353	27,87,603	34,02,750
Private Works—					
Workshops	2,260	2,200	4,460	1,777	2,683
Water Works	3,63,540	45,113	4,08,653	54,103	3,54,550
Roads, Buildings and Drainage	4,26,909	4,88,794	9,15,703	4,48,404	4,67,299
Architectural Branch	4,200	3,314	7,514	852	6,662
Health Department	2,452	...	2,452	...	2,452
Printing Press	8,640	95,509	1,04,149	35,736	68,413
House Numbering	1,591	4,352	5,943	...	5,943
Total	8,09,592	6,39,282	14,48,874	5,40,872	9,08,002
Asphalt Plant, Crushers, etc.—					
Asphalt Plant	3,67,678	6,05,379	9,73,057	3,70,865	6,02,192(b)
Sewri Crushers	1,21,400	1,68,551	2,89,951	1,23,701	1,66,250(c)
Mechanical Transport	1,09,775	1,80,916	2,90,691	1,13,869	1,76,822(d)
Worli Crushers	1,56,468	2,25,815	3,82,283	1,65,110	2,17,173(e)
Manufacture of Pre-cast Concrete Slabs	17,822	8,066	25,888	69	25,819(f)
Manufacture of concrete covers	819	Cr. 819
Total	7,73,143	11,88,727	19,61,870	7,74,433	11,87,437
Municipal Officers—					
Dishonoured cheques	...	15,87,272	15,87,272	15,87,272	...
Standing advance for Contingent Expenses	76,849	8,700	85,549	1,354	84,195
Motor cars and motor cycles to officers	1,31,079	31,465	1,62,544	65,501	97,043
Cycle advances to Subordinates	569	1,100	1,669	640	1,029
Total	2,08,497	16,28,537	18,37,034	16,54,767	1,82,267
Sundry Advances					
Do. Improvements Schemes	17,02,358	15,21,094	32,23,452	15,11,445	17,12,007
Advance for demolition of unauthorised structures and for removal of unsafe building in the City.	28	1,272	1,272	28	1,272
Total	17,02,386	15,22,366	32,24,724	15,11,473	17,13,279
Municipal Contractors					
Municipal Tenderers	10,168	4,584	14,752	22,237	Cr. 7,485
Purchase of Coal	401	14,206	14,607	14,206	401
Purchase of Petrol	686	5,65,967	5,66,653	6,06,235	636
Total	1,82,378	5,84,757	7,67,135	6,42,728	1,24,407
Grand Total	67,78,517	86,51,501	1,54,30,018	79,11,876	75,18,142

(a) Works in progress	Rs. 89,402
Materials on hand	4,70,364
Outstanding Bills	1,93,325
Deposit with Reserve Bank of India	7,539
Total	7,60,630

(b) Stock on hand	Rs. 63,199	(c) Stock on hand	Rs. 83,007	(d) Outstanding bills	Rs. 1,76,822	(e) Stock on hand	Rs. 66,791	(f) Stock on hand	Rs. 5,873
Outstanding bills	5,16,707	Outstanding Bills	59,467			Outstanding bills	87,318	Outstanding bills	27,584
Unadjusted Loss	22,286	Unadjusted Loss	23,776			Unadjusted Loss	63,064	Less unadjusted Profit	-7,638
Total	6,02,192	Total	1,66,250	Total	1,76,822	Total	2,17,173	Total	25,819

(g) Outstanding Petrol and Diesel oil bills	Rs. 1,62,104
Stock in hand with M. E. Petrol	9,033
Stock in hand Diesel oil	43

Less—Stock received in 1953-54 paid in 1954-55
Stock to be paid in 1954-55

	Rs. 1,71,180
	36,429
	3,896
Total	1,30,855

T. V. DORAISWAMY,
Chief Accountant.

V. L. GIDWANI,
Municipal Commissioner.

Appendix No. 14-B.

Statement showing Advances out of Special Funds during 1953-54.

Name of Account	Opening Balance on 1st April 1953.	Debits during 1953-54.	Total.	Credits during 1953-54.	Closing Balance on 31st March 1954.
	Rs.	Rs.	Rs.	Rs.	Rs.
Charges to be met out of—					
Municipal Fire and Accident Insurance Fund	---	3,355	3,355	3,355	---
Net Premia Fund	---	3,813	3,813	3,813	---
Fines Fund	303	1,07,110	1,07,413	1,07,272	141
Garden Fund (a) Victoria Gardens	---	12,768	12,768	12,768	---
G. S. M. College and K. E. M. Hospital Research Fund	---	11,792	11,792	11,792	---
Renewal of Road Surfaces Fund	---	35,034	35,034	35,034	---
K. E. M. Hospital & G. S. M. College Equipment Fund	---	2,140	2,140	2,140	---
Welfare Fund	---	23,281	23,281	23,281	---
Hospital Fund	---	14	14	14	---
Advance from Plant and Machinery Depreciation Fund for—					
Purchases of Machinery, etc., pending adjustment against the provisions for depreciation in subsequent years	7,066	46,556	53,622	50,492	3,130
Advance from Plant and Machinery Depreciation Fund for Levelling Metalling etc., Private Streets	3,68,783	31,202	3,99,985	30,876	3,69,109
Advance from Net Premia Fund for purchase of Machinery for the Municipal Printing Press	1,40,071	---	1,40,071	16,447	1,23,624
Advance from Net Premia Fund for Indian Military Hospital at Dharavi	3,35,000	---	3,35,000	---	3,35,000
Advances for Capital Works from—					
Municipal Fire and Accident Insurance Fund	10,23,497	4,36,210	14,59,707	1,60,805	12,98,902
Plant and Machinery Depreciation Fund	18,87,105	2,65,453	21,52,558	3,79,467	17,73,091
Renewal of Road Surfaces Fund	11,46,632	1,49,539	12,96,171	1,93,043	11,03,128
Net Premia Fund	43,41,851	4,78,394	48,20,245	5,75,876	42,44,369
Net Premia Fund for additions and alterations to Dharavi Hospital	1,029	---	1,029	---	1,029
Depreciation Fund for replacement of Plant & Machinery purchased out of Loan Fund	4,84,682	2,39,815	7,24,497	1,78,674	5,45,823
K. E. M. Hospital and G. S. M. College Research Fund	56,782	4,909	61,691	15,711	45,980
Advance from K. E. M. Hospital and G. S. M. College equipment Fund for purchase of Machinery for Municipal Printing Press	1,17,069	23,000	1,40,069	27,131	1,12,938
Slum Service Fund	70,253	2,961	73,214	15,856	57,358
Hospital Fund	10,18,323	3,26,210	13,44,533	2,65,019	10,79,514
Precast Concrete Slab Pavement Renewal Fund	93,595	71,817	1,65,412	23,482	1,41,930
Gardens Fund (a) Victoria Gardens	76,123	43,329	1,20,052	15,758	1,04,294
Total Rs.	1,11,68,164	23,19,302	1,34,87,466	21,48,106	1,13,39,360

T. V. DORAISWAMY,

Chief Accountant.

V. L. GIDWANI,

Municipal Commissioner.

Appendix No. 14-C

Statement of Deposit Accounts for 1953-54

Name of Account.	Opening Balance on 1st April 1953.	Credits during 1953-54.	Total.	Debits during 1953-54.	Closing Balance on 31st March 1954.
A.—Cash Deposits from Contractors, etc.	Rs.	Rs.	Rs.	Rs.	Rs.
(1) From Contractors	17,19,513	12,30,018	29,49,531	13,26,584	16,22,947
(2) From Tenderers	9,50,621	17,38,548	26,89,169	18,91,899	7,97,170
(4) Tenderers on approved list	69,020	1,71,100	2,40,120	34,000	2,06,120
	27,39,154	31,39,666	58,78,820	32,52,583	26,26,237
B.—Cash Deposits from private parties received through Departmental Officers					
(1) City Engineer	23,34,237	8,05,757	31,39,994	5,86,183	25,53,811
(2) Hydraulic Engineer	13,35,429	2,77,542	16,12,971	2,05,246	14,07,725
(3) Assessor and Collector	13,90,142	1,26,23,245	1,40,13,387	1,23,26,073	16,87,364
(4) Executive Health Officer	3,84,429	2,51,901	6,36,330	1,31,471	5,04,859
(5) Estate Agent and Land Manager					
(i) Improvement Schemes	21,50,428	5,75,557	27,25,985	6,56,583	20,69,402
(ii) Municipal Properties	7,71,949	1,36,776	9,08,725	94,038	8,14,667
(6) Dean, (i) K. E. M. Hospital	57,010	1,22,424	1,79,434	28,254	1,51,180
Dean, (ii) G. S. M. College	21,516	48,855	70,371	44,206	26,165
Dean (iii) Municipal Group of Hospitals	17,498	2,13,747	2,31,245	1,22,852	1,08,393
(7) Superintendent of Licences	5,77,153	4,64,933	10,42,086	6,17,442	4,24,644
(8) Superintendent of Markets	1,19,740	2,58,845	3,78,585	2,23,576	1,55,009
(9) Controller of Stores	1,90,065	93,632	2,83,697	1,97,493	1,92,204
(10) Election and Town Duty Officer	6,303	7,009	13,312	9,217	4,095
(11) Municipal Commissioner	378	2,413	2,791	467	2,324
(13) M. S.		15	15	14	1
(14) Curator Museum	5,401	2,028	7,429	2,296	5,133
(15) Legal Assistant	40		40		40
(16) Chief Officer, Fire Brigade	1,416	1,781	3,197	2,328	869
(17) Superintendent of Gardens	10,397	20,513	30,910	19,914	10,996
(18) Mechanical Engineer	47,004	17,956	65,000	53,697	11,303
(19) Dean T.N.M. College B.Y.L. Nair & Nair Hosp. Dental College	79,719	51,263	1,30,985	19,433	1,11,550
(20) Chief Inspector, Shops Essit.	452	98,328	98,780	93,465	5,315
	95,00,706	1,60,80,563	2,55,81,269	1,53,34,220	1,02,47,049
C.—Other Cash Deposits	41,14,468	97,89,019	1,39,03,487	1,00,40,053	38,63,434
D.—Cash Deposits from Lessees	30,78,579	1,54,904	32,33,483	2,38,009	29,95,474
E.—Paper Deposits (Kept in Office)					
(1) From Contractors, etc.	4,52,000	2,19,30,600	2,23,82,600	2,21,15,600	2,67,000
(2) From Tenderers	2,11,500	2,05,830	4,17,330	2,21,630	1,95,700
(4) Securities held under objection	1,00,072,100	2,15,100	5,87,200	4,69,700	1,17,500
	7,35,600	2,26,51,530	2,33,87,130	2,28,06,930	5,80,200
F.—Paper Deposits from Municipal employees and contractors lodged with the Imperial Bank of India	34,97,900	25,96,400	60,94,300	19,55,800	41,38,500
G.—Paper Deposits from lessees, etc., lodged with the Imperial Bank of India	23,10,500	1,85,930	24,96,430	2,10,000	22,86,430
H.—Cash deposits from A. G. Bombay for A.R.P. expenditure	1,738		1,738	1,738	
I.—Deposit from A. G. in connection with the work of setting of Tulsii pipe line etc.	1,77,932	2,022	1,79,954	1,65,715	14,239
J.—Citizens Special Emergency Relief Fund	1,190		1,190		1,190
K.—Mayor's Special Emergency Relief Fund	1,434		1,434		1,434
L.—Cash Deposits from Accountant General Bombay in respect of Municipal claims arising from Bombay Explosions	1,85,257		1,85,257	7,154	1,78,103
M.—Deposits from Accountant General Bombay for construction of rooms for Explosions Victims	21,166		21,166		21,166
N.—Deposit from Citizens Emergency Relief Committee	84,723		84,723	7,499	77,224
O.—Rent in respect of 300 Rooms at Arthur Road	1,34,272	75,565	2,09,837	62,765	1,47,072
P.—Rent in respect of 100 Rooms at Wadala Road	30,129		30,129		30,129
Q.—Deposit received from the Govt. on account of capitalized value of the pension for the Fire Brigade staff	62,013		62,013	5,638	56,375
R.—Sales Tax	7,332	4,352	11,684	5,261	6,423
S.—Deposit from C.E.R. Committee for construction of 100 rooms at Ferguson Road & 150 at Wadala	64,049		64,049		64,049
TOTAL	2,67,48,142	5,46,79,951	8,14,28,093	5,40,93,365	2,73,34,728

T. V. DORAISWAMY,
Chief Accountant.

V. L. GIDWANI,
Municipal Commissioner.

Appendix No. 14-D
Statement of Reserve stock for 1953-54

Name of Account.	Opening Balance on 1st April 1953.	Debits during 1953-54.	Total.	Credits during 1953-54.	Closing Balance on 31st March 1954.
	Rs.	Rs.	Rs.	Rs.	Rs.
General Stores Account	30,99,860	22,07,518	53,07,378	23,99,412	24,07,966
Capital Stores Account	15,56,785	34,54,867	40,11,652	*22,71,434	17,40,218
Line Suspense Account	63,116	132	68,248	2,184	66,064
Total	37,24,761	56,62,517	93,87,278	51,73,030	42,14,248

* Out of this credit of Rs. 5,56,785 is due to transfer of Capital Stock Account from Revenue Account to Loan Works Account.

† In addition to this an amount of Rs. 64,74,310 is shown under Loan Works Account.

T. V. DORAISWAMY,
Chief Accountant.

V. L. GIDWANI,
Municipal Commissioner.

Appendix No. 14-E

Statement showing 'Interest accrued but not paid' in respect of the following Municipal Loans credited to Suspense account pending adjustment in their respective years of repayment, outstanding on 31st March 1954.

Year of Adjustment.	Particulars of Loans.	Amount of Interest accrued but not paid outstanding.	Date of Maturity of the Loan.
1923-24	Rs. 70 Lakhs Loan Portion Rs. 49,40,000	Rs. 65,866 10 8	1-6-1954
1924-25	" 160 " " " "	3,20,000 0 0	1-12-1954
1923-24	" 20 " " " "	33,333 5 4	1-5-1955
1927-28	" 25 " " " "	31,250 0 0	1-1-1958
1929-30	" 37 " " " "	21,846 0 0	1-8-1959
"	" 28 " " " "	7,046 0 0	1-8-1959
1923-24	" 70 " " Portion Rs. 20,60,000	27,466 10 8	or after 1-8-1954 1-6-1974
1925-26	" 10 " " " "	12,500 0 0	1-7-1980
1937-38	" 9 " " " "	1,313 0 0	14-3-1966
"	" 24 1/2 " " " "	12,250 0 0	1-2-1967
1938-39	" 30 " " of 1937-38	4,250 0 0	14-3-1968
1940-41	" 30 " " of 1938-39	7,500 0 0	1-3-1969
1940-41	" 64 " " of 1939-40	16,000 0 0	1-3-1970
1941-42	" 48 " " of 1940-41	14,000 0 0	1-3-1971
1942-43	" 25 " " of 1941-42	7,291 10 8	1-3-1972
1945-46	" 20 " " of 1943-44	5,833 5 4	1-3-1974
1946-47	" 22 " " of 1944-45	6,416 10 8	1-3-1975
1947-48	" 25 " " of 1945-46	7,291 10 8	1-3-1976
1948-49	" 54 " " of 1946-47	13,500 0 0	1-3-1977
1948-49	" 75 " " of 1947-48	40,625 0 0	1-8-1977
1951-52	" 2 Crores " of 1950-51	81,250 0 0	16-8-1965
1951-52	" 80 Lakhs " of 1950-51	32,500 0 0	1-9-1980
1951-52	" 17.97 " " of 1950-51	17,970 0 0	1-12-1960
1951-52	" 88,14,500 " of 1949-50	11,936 5 0	15-9-1979
1952-53	" 61 " " of 1948-49	15,250 0 0	1-3-1979
1952-53	" 10 " " of 1950-51	2,709 0 0	16-9-1965
1952-53	" 1.75 Crores " of 1951-52	3,24,480 0 0	3-10-1966
1953-54	" 24,14,500 " of 1952-53	81,381 11 0	1-9-1964
1953-54	" 60 Lakhs " of 1951-52	28,125 0 0	16-8-1965
1953-54	" 69 " " of 1952-53	23,000 0 0	1-9-1967
1953-54	" 10 " " of 1950-51	361 0 0	16-8-1965
1953-54	" 1.75 Crores " of 1951-52	622 0 0	3-10-1966
Total Rs.		12,75,165 0 0	

T. V. DORAISWAMY,
Chief Accountant.

V. L. GIDWANI,
Municipal Commissioner.

Statement showing the amounts of the Receipts and Expenditure respectively credited to the credit of the Fund at the close of the

RECEIPTS—A.—REVENUE ACCOUNT.		Details.		Total.	
		Rs.	a. p.	Rs.	a. p.
1. General Tax, indirect Taxation and Miscellaneous Revenue.	A.—General Tax	3,45,17,802	15 2	4,37,04,202	2 10
	B.—Town Duties	72,96,372	15 0		
	C.—Other Receipts				
	(a) Grant-in-aid of the fees for Land Conveyance, Music etc., Licences	13,660	2 0		
	(b) Grant-in-aid in respect of fines for offences against the Law	2,81,699	2 0		
	(c) Interest and Profit on Investment of Surplus Loan and other balances	10,06,978	11 11		
	(d) Interest on Plant and Machinery Depreciation Fund	1,65,923	4 0		
(e) Miscellaneous	4,08,557	6 9			
(f) Receipts on account of Municipal Journal	13,207	10 0			
2. Water Works—Water Tax and other Miscellaneous Water Works Revenue					
A.—Water Tax	1,80,65,142	3 9			
B.—Other Receipts	5,38,733	14 3			
3. Education—Primary					1,86,03,876 2 0
4. Education—Secondary					1,737 11 9
5. Public Health Department					3,59,673 10 1
6. Medical Relief and Education					9,00,230 12 0
7. Street Cleansing and Conservancy, Road Watering and Halalkhore Service—					
A.—Halalkhore Tax	62,75,273	13 6			
B.—Other Receipts	2,75,983	7 0			
8. Roads, S. W. Drains and public Lighting—					65,51,257 4 6
A.—Wheel Tax	41,12,986	15 0			
B.—Government Contribution in lieu of Tolls	25,000	0 0			
C.—Other Receipts					
(a) Ground Rent	33,372	14 0			
(b) Miscellaneous	4,81,857	7 0			
(c) Interest realised on Donations	1,501	9 0			
9. Mechanical					2,87,452 14 9
10. Buildings, Land Acquisition and Management—					
A.—Sale Proceeds of Surplus Land	2,58,481	1 0			
B.—Other Receipts					
(a) Rent of Buildings	40,410	3 0			
(b) Ground Rent	2,48,029	6 0			
(c) Miscellaneous	5,29,907	12 4			
11. Fire Brigade—					10,76,828 6 4
A.—Fire Tax	15,45,199	4 0			
B.—Other Receipts	15,093	0 0			
12. Licensing, Removal of Encroachments on Public Streets, Administration of Shops & Establishment Act., 1948 and Theatre Tax					15,60,292 4 0
A.—Licences for Dangerous and Offensive Trades	10,77,004	6 0			
B.—Removal of Encroachments on Public Streets	5,72,872	5 0			
C.—Receipts from administration of Shops & Establishment Act.	1,01,225	1 6			
D.—Miscellaneous	5,02,728	0 6			
E.—Receipts from Theatre Tax	4,90,899	4 0			
13. Gardens and Open Spaces					27,44,729 1 0
14. Markets and Slaughter Houses					70,303 12 0
15. Contribution from Capital Funds to Revenue on account of Loan Works Staff					36,31,603 6 0
16. Extraordinary Receipts					1,96,635 6 0
17. Rebate from Government on account of collection of the Urban Immovable Property Tax in the City					1,84,777 5 0
18. Transfers from the B. E. S. & T. Fund					1,75,232 4 9
					31,10,913 10 11
Total Revenue Receipts Rs.					8,78,14,864 14 11

No. 15.

and debited to the Municipal Fund during the year 1953-54 and the balance year 1953-54 (i. e. 31st March 1954).

	Details.		Total.	
	Rs.	a. p.	Rs.	a. p.
RECEIPTS—B.—CAPITAL ACCOUNT—				
Loan Funds—				
Debt—Principal—				
Rs. 50 Lakhs Loan of 1953-54	50,00,000	0 0		
4% Rs. 85 Lakhs Loan of 1953-54	85,00,000	0 0		
4% Rs. 110 Lakhs Loan of 1953-54	1,10,00,000	0 0		
Rs. 2 Crores Loan from Government for V.C.T. Scheme	2,00,00,000	0 0		
Advances from Special Funds for purchase of Plant and Machinery—				
Net Premia Fund	3,04,224	12 9		
Municipal Fire and Accident Insurance Fund	4,36,209	13 9		
K.E.M. Hospital Research Fund	4,909	7 0		
Pre-cast Concrete Slab Pavements renewal Fund	71,817	4 0		
Garden Fund (1) Victoria Gardens	43,929	7 6		
Slum Service Fund	2,961	4 0		
Hospital Fund	3,26,210	4 0		
Renewal of Road Surfaces Fund	1,49,539	2 0		
K.E.M. Hospital and G.S. Medical College Equipment Fund	23,000	0 0		
Plant and Machinery Depreciation Fund	2,65,452	12 0		
Depreciation Fund for replacement of Plant and Machinery purchased out of Loan Funds	2,39,815	6 0		
Advances from Net Premia Fund and Special Funds for renewal (1) of Surfaces of Roads for which no renewal Fund exists and (2) of Surfaces of Roads taken over from E.G. Trust	1,74,169	8 0		
			4,65,42,239	1 0
Trust Fund—				
Govt. Share of the cost of preliminary Expenses in connection with the preparation of the Master Plan for Bombay City and Greater Bombay	33,242	10 0		
Donations	Dr. 66,727	6 4		
Interest on investments	Dr. 2,048	8 0		
			Dr. 35,533	4 4
Total Capital Account Receipts Rs.			4,65,06,705	12 8
RECEIPTS—C.—SUSPENSE ACCOUNT—				
I.—Sinking and Special Fund Accounts—				
Sinking Fund account—Municipal				
Special Fund Accounts	86,49,916	6 0		
Improvement Schemes Fund Account—	1,50,17,127	8 6		
(a) Sinking Fund Account	31,57,746	12 2		
(b) Investment Reserve Fund Account	15,31,293	0 6		
II.—Paper and Cash Accounts—				
(1) Sinking Fund	9,65,445	14 0		
(2) Special Funds	78,69,313	13 0		
(3) Surplus Fund	2,02,56,316	2 1		
(4) Loan Fund	1,56,45,387	14 4		
(5) Improvement Schemes Funds—				
(a) Sinking Fund	3,93,157	6 9		
(b) Capital Fund	28,92,233	15 0		
(c) Investment Reserve Fund	2,84,943	0 0		
Imperial Bank of India and other Local Banks on account of Sundry deposits	9,43,76,779	0 0		
III.—Suspense Accounts—				
Deposit Account	5,46,79,951	1 4		
Reserve Stores Account	66,39,810	11 7		
Capital Stores Account	70,08,067	9 8		
Purchase of Petrol and Diesel Oil	6,06,235	4 3		
Purchase of Coal	49	10 0		
Advances Departmental Works	14,82,034	13 0		
Advances Municipal Workshops	4,44,743	8 9		
Worli Crushers	1,65,109	10 0		
Sewri Crushers	1,23,701	0 0		
Mechanical Transport	1,13,869	6 0		
Asphalt Plant	3,70,865	9 0		
Pre-cast Concrete Slabs	69	10 0		
Municipal Printing Press	8,60,823	14 1		
Advances Private Works	5,40,872	8 0		
Advances Special Funds	21,48,106	9 9		
Municipal Contractors	22,236	12 0		
Municipal Tenderers	14,205	12 0		
Sundry—Miscellaneous Advances	15,11,472	13 8		
Advances to Municipal Officers	67,494	9 6		
Interest Accrued but not paid	1,33,489	11 0		
Provident Fund	1,06,93,289	6 6		
Fines Fund	23,823	15 0		
Gardens Fund	46,964	8 3		
Victoria and Albert Museum Fund	8,435	14 6		
Fidelity Guarantee Insurance Fund	10,383	5 0		
Bombay Municipal Corporation Loans Interest Warrants payable Account	50,95,513	1 2		
City of Bombay Improvement Trust Loans Interest Warrants Payable Account	17,29,773	11 4		
Cash Bills outstanding Account	64,889	5 0		
Dishonoured Cheques	15,87,272	5 6		
Cheques payable	20,47,418	13 10		
Wages Deposit Account	87,81,624	12 0		
Advance from S. C. B. for financing expenditure on Capital Works pending raising of a new Loan	2,79,96,433	10 10		
Suspense Account suburbs	30	4 0		
Loan Redemption Fund—Municipal	60,45,987	4 0		
Loan Redemption Fund—Improvement Schemes	7,09,413	4 0		
Manufacture of concrete covers—Recoveries	819	0 0		
Plant and Machinery to be purchased out of S.C.B.	20,808	0 0		
Proceeds of 20 L. Loan for Suburbs	19,85,000	0 0		
Total Receipts— C.—Suspense Accounts			51,65,14,751	12 10

	Details.	Total.
RECEIPTS—D.—IMPROVEMENT SCHEMES ACCOUNT—		
General Account Revenue—		
I.—Rents and other proceeds of Properties	...	68,13,235 11 7
II.—Contribution from the Municipal Corporation under section 125 (2)(d) of the Municipal Act.	...	36,99,386 6 0
III.—Grant-in-aid out of Tobacco Duty receipts	...	10,00,000 0 0
IV.—Interest and Profit on Investments	...	5,25,529 13 11
V.—Miscellaneous Receipts	...	66,410 12 3
VI.—Appropriation from Capital Account to meet deficit in the General Account	...	19,650 10 10
	Total Rs.	1,21,14,213 6 7
Capital Account—		
I.—Sale proceeds of Lands, Buildings, etc.	...	14,37,202 10 8
	Total—General and Capital Account Receipts Rs.	1,35,51,415 7 3
EXPENDITURE A.—REVENUE ACCOUNT.		
I.—General Supervision, Collection of Revenue, etc.—		
A.—General Superintendence	15,19,569 4 9	
B.—Collection of Revenue	12,95,435 15 0	
C.—Upkeep and guarding of Municipal Head Office	74,869 9 7	
D.—General Stores	1,53,684 10 6	
E.—Miscellaneous Charges	3,19,561 12 1	
F.—Election Expenses	7,513 6 0	
G.—New Works	21,095 4 0	
H.—Debt Charges	1,38,813 12 10	
Deduct—Proportion of General Superintendence chargeable to Water Works, Fire Brigade Markets, and Improvement Schemes Account and Education Fund account	9,14,199 8 0	
		26,16,344 2 9
II.—Water Works—		
A.—Maintenance	26,77,264 7 10	
B.—Income Tax on income derived by the Municipality for supply of water to areas outside Municipal Jurisdiction	1,81,039 8 0	
C.—Provident Fund and Pensions, etc., Charges	2,23,157 10 0	
D.—Proportion of General Supervision and Collection of Revenue, etc.	5,51,270 8 3	
E.—Dearness Allowance	9,50,031 2 0	
F.—New Works	64,221 0 0	
G.—Debt Charges	1,12,96,528 11 5	
		1,59,45,512 15 6
III.—Education—Primary—		
IV.—Education—Secondary—		
A.—Victoria & Albert Museum	29,271 10 13	
B.—Municipal Free Reading rooms & Libraries	46,536 12 9	
C.—Debt charges	1,175 10 0	
		76,984 1 0
V.—Public Health Department—		
A.—General Superintendence	20,77,128 9 11	
B.—Supply of milk to the undernourished needy children attending Municipal Schools.	7,23,576 4 6	
C.—New Works	5,190 0 0	
D.—Debt Charges	7,98,412 1 4	
—Census of 1951	1,870 0 0	
		36,06,176 15 9
VI.—Medical Relief and Education—		
A.—Hospitals and Maternity Homes	66,04,271 6 7	
B.—Dispensaries	3,46,179 4 10	
C.—Medical and Nursing Assistance to poor people in their houses	1,062 7 6	
D.—Family planning clinics	24,869 10 9	
E.—Medical Education	9,77,595 15 10	
F.—Statutory Contribution to Government Medical Institutions	4,14,500 0 0	
G.—Clinic for treatment of Leprosy cases	71,430 0 0	
H.—New Works	36,441 2 0	
I.—Debt Charges	6,15,967 1 9	
—Works to be carried out from the amount transferred out of P. W. R. Fund.	2,520 2 0	
		90,94,832 3 3
VII.—Street Cleansing and Conservancy, Road Watering and Halalkhore Service—		
A.—Street Cleansing and Conservancy	7,65,723 11 9	
B.—Collection, Loading Removal and disposal of Town Refuse	58,04,485 4 9	
C.—Road Watering	2,656 1 0	
D.—Halalkhore Service	48,10,420 4 3	
E.—New Works	1,06,844 0 0	
F.—Debt Charges	22,49,329 2 8	
		1,37,39,458 8 5
VIII.—Roads S. W. Drains and Public Lighting—		
A.—General	2,58,490 13 1	
B.—Maintenance of Roads	15,63,164 13 9	
C.—Public Lighting	23,02,955 5 6	
D.—Maintenance of S. W. Drains	45,816 8 0	
E.—Rebate on Account of the compounded wheel-tax,	25,600 0 0	
F.—New Works	19,459 9 0	
G.—Debt Charges	50,41,013 3 6	
		72,56,500 4 10
IX.—Mechanical—		
A.—Mechanical Engineer's Office Estt.	3,10,082 14 6	
B.—Supervision of Factories, Workshops and Work-places	6,491 10 0	
C.—New Works	123 5 0	
D.—Debt Charges	2,06,231 11 8	
		5,22,929 9 2
	Expenditure—A—Rev. account Carried forward	5,28,58,743 12 8

No. 15—Continued.

		Details		Total
		Rs.	A. P.	Rs. A. P.
EXPENDITURE—A—REVENUE ACCOUNT—Concluded				
	Brought over			5,28,58,743 12 8
X.—Buildings, Land Acquisition and Management—				
A.—City Engineer's Central Office Establishment	...	1,58,189	10 0	
B.—Inspection and Supervision of Private Buildings	...	4,45,092	5 3	
C.—Removal of stall-boards in the City	...	8,204	2 6	
D.—Architectural	...	1,38,400	0 0	
E.—Land Acquisition and Management	...	2,26,940	2 2	
F.—Debt Charges	...	20,18,404	7 4	
—New Works	...	566	11 0	
Deduct—Supervision Chargeable to Improvement Schemes Account	...	63,574	11 0	
				29,24,222 11 3
XI.—Fire Brigade—				
A.—Maintenance	...	8,75,241	15 9	
B.—Provident Fund, Pensions, etc., Charges...	...	1,55,888	3 0	
C.—Proportion of General Supervision and Collection of Revenue	...	45,105	12 7	
D.—Dearness Allowance	...	2,32,640	10 0	
E.—New Works	...	38,415	6 0	
F.—Debt Charges	...	2,14,334	13 2	
				15,61,626 12 6
XII.—Licensing, Removal of Encroachment on Public Streets and Administration of Shops and Establishment Act, 1948 and Theatre Tax—				
A.—Licensing Establishment	...	2,10,172	5 6	
B.—Removal of Encroachment on Public Streets	...	1,62,772	15 0	
C.—Administration of Shops and Establishment Act, 1948	...	1,48,090	3 6	
D.—Administration of Theatre Tax	...	11,388	13 0	
E.—New Works	...	16,969	8 0	
F.—Debt Charges	...	3,352	0 0	
				5,42,749 13 0
XIII.—Gardens and Open Spaces—				
A.—Gardens	...	4,96,054	1 2	
B.—New Gardens, Recreation Ground etc.	...	16,177	12 9	
C.—Road side Trees	...	37,868	5 0	
D.—New Works	...	40,331	4 0	
E.—Debt Charges	...	1,68,171	3 5	
				7,58,603 12 4
XIV.—Markets and Slaughter Houses—				
A.—Markets and Slaughter Houses & Refrigerator at A. C. Market	...	10,38,678	6 0	
B.—Provident Fund and Pension, etc., charges	...	67,099	12 0	
C.—Proportion of General Supervision	...	50,005	6 6	
D.—Dearness Allowance	...	3,31,938	11 0	
E.—New Works	...	18,899	11 0	
F.—Debt Charges	...	2,02,924	13 8	
				17,09,544 12 7
XV.—Contribution to—				
(a) Budget 'B' under Section 125(2)(d) of the Bombay Municipal Corporation Act	...	36,99,386	6 0	
(b) Budget 'D' under Section 123(B)(2) of the Bombay Municipal Corporation Act	...	13,44,471	0 0	
(c) Budget 'E' under Section 126(C) of the Bombay Municipal Corporation Act	...	92,48,465	0 0	
				42,82,322 6 0
XVI.—Miscellaneous—				
A.—Provident Fund, Pensions, Gratuities and Compassionate Allowances	...	18,77,058	2 10	
B.—Urban Immovable Property Tax on Municipal Properties in the City	...	8,779	14 0	
C.—Dearness Allowance	...	84,99,621	2 0	
D.—Grants-in-aid to Public Institutions	...	8,77,660	4 0	
E.—Rent of Buildings Requisitioned for Housing Municipal Employees of Essential Services etc.	...	50,594	4 3	
—Damage caused by Cyclone in 1948	...	75,314	13 6	
				1,13,89,028 8 7
Total Expenditure—A—Revenue account Rs.				8,60,06,842 8 11
EXPENDITURE B—CAPITAL ACCOUNT				
I.—General Supervision, Collection of Revenue, etc.	...	10,991	4 0	
II.—Water Works, ordinary	...	40,00,155	1 11	
II.—Augmenting City Water Supply...	...	2,90,31,828	8 8	
V.—Public Health Department	...	28,32,954	3 0	
VI.—Medical Relief and Education	...	1,60,475	9 3	
VII.—Street Cleansing, Conservancy, Road Watering and Halalkhore Service	...	16,62,514	1 3	
VIII.—Roads, S. W. Drains and Public Lighting	...	8,97,233	13 2	
IX.—Mechanical	...	71,688	8 0	
X.—Buildings, Land Acquisition and Management	...	2,08,659	9 5	
XI.—Fire Brigade	...	5,356	8 0	
XIII.—Gardens and open spaces	...	54,947	8 0	
XIV.—Markets and Slaughter Houses	...	24,930	7 0	
XV.—Slum Service	...	1,04,114	1 0	
XVI.—Completion of Sewerage works under taken in connection with M.C.D.	...	343	14 0	
XVII.—Greater Bombay	...	5,893	6 6	
Discount and other charges on the new Loans	...	4,60,671	6 0	
Plant and Machinery to be purchased out of Net Premia Fund	...	Cr. 20,016	5 3	
Plant and Machinery to be purchased out of Municipal Fire and Accident Ins. Fund	...	Cr. 3,30,568	7 9	
Plant and Machinery to be purchased out of K.E.M. Hospital Equipment Fund	...	Cr. 25,662	0 0	
Plant and Machinery to be purchased out of K.E.M. Hospital Research Fund	...	Cr. 10,801	15 0	
Plant and Machinery to be purchased out of Depreciation Fund for Replacement of Plant and Machinery	...	81,791	3 0	
Plant and Machinery to be purchased out of Pre-cast Concrete Slabs Pavement Renewal Fund	...	48,335	6 0	
Plant and Machinery to be purchased out of Plant and Machinery Depreciation Fund	...	Cr. 60,439	6 0	
Plant and Machinery to be purchased out of Renewal of Road Surfaces Fund	...	Cr. 1,540	8 0	
Plant and Machinery to be purchased out of Garden Fund (a) Victoria Gardens	...	28,171	1 6	
Plant and Machinery to be purchased out of Hospital Fund	...	61,190	15 0	
Plant and Machinery to be purchased out of Slum Service Fund	...	Cr. 12,694	15 0	
Assets written off...	...	14,69,706	15 0	
Repayment of Advance for the purchase of Capital Stores	...	5,56,785	3 4	
Repayment of Advance taken during 1952-53 out of S. C. B. for meeting the expenditure on Capital Works pending raising of a new Loan	...	45,64,287	1 6	
				4,65,42,239 1 0
Trust Fund—				
Expenditure	...			64,903 10 0
Total B—Capital Expenditure Rs.				4,66,07,142 11 0

	Details.			Total.		
	Rs.	a.	p.	Rs.	a.	p.
EXPENDITURE—C.—SUSPENSE ACCOUNTS—						
I.—Sinking and Special Fund Accounts—						
(1) Sinking Fund Accounts—Municipal	2,22,749	2	0			
(2) Special Fund Accounts	83,49,080	9	3			
(3) Improvement Schemes Fund Accounts—						
(a) Sinking Fund Account	3,74,293	12	2			
(b) Investment Reserve Fund Account	3,78,901	8	9			
II.—Paper and Cash Accounts—						
(1) Sinking Fund	93,92,613	2	0			
(2) Special Funds	1,43,89,465	5	3			
(3) Surplus Fund	1,93,66,986	14	1			
(4) Loan Fund	1,55,44,951	0	0			
(5) Improvement Schemes Funds—						
(a) Sinking Fund	31,76,610	6	9			
(b) Capital Fund	23,46,019	14	6			
(c) Investment Reserve Fund	4,37,334	7	9			
Imperial Bank of India and other Local Banks on account of Sundry Deposits	10,56,97,867	0	2			
III.—Suspense Accounts—						
Deposit Account	5,40,93,365	12	0			
Reserve Stores Accounts	44,56,293	11	1			
Capital Stores Accounts	68,87,448	9	5			
Purchase of Petrol, and Diesel Oil	5,65,966	15	0			
Advances Departmental Works	18,68,720	10	8			
Advances Municipal Workshop	4,59,543	13	3			
Worli Crushers	2,25,814	11	6			
Sewri Crushers	1,68,551	1	0			
Mechanical Transport	1,80,915	15	0			
Asphalt Plant	6,05,379	4	3			
Pre-Cast Concrete Slabs	8,066	6	0			
Municipal Printing Press	7,59,566	9	0			
Advances Private Works	6,39,282	8	1			
Advances Special Funds	23,19,302	0	9			
Municipal Contractors	4,583	11	6			
Municipal Tenderers	14,205	12	0			
Sundry Advances	15,22,367	1	0			
Repayment of Loans Municipal	60,45,987	4	0			
Do. (Impts. Schemes)	7,09,413	4	0			
Advances to Municipal Officers	41,265	0	0			
Provident Fund	1,06,93,289	6	6			
Fines Fund	23,823	15	0			
Gardens Fund	46,964	8	3			
Victoria and Albert Museum Fund	8,435	14	6			
Fidelity Guarantee Insurance Fund	10,383	5	0			
Bombay Municipal Corporation Loans Interest Warrants payable Account	50,71,622	10	2			
City of Bombay Improvement Trust Loans Interest Warrants Payable Account	17,42,195	3	4			
Dishonoured Cheques	15,87,272	5	6			
Cash Bills outstanding Account	67,617	13	4			
Cheques payable	20,50,16,147	10	5			
Wages Deposit Account	87,81,624	12	0			
Advance from S. C. B. for financing expenditure on Capital Works pending raising of a new Loan	2,36,62,495	9	8			
Interest on B.I.T. Loans payable account	10,790	0	0			
Proceeds of 20 L.L. for Budget 'D'	19,85,000	0	0			
Total Expenditure—Suspense Accounts						51,99,60,576 3 10

SUMMARY.

Receipts.		Disbursements.	
Rs.	a. p.	Rs.	a. p.
1,17,62,696	15 7		
8,78,14,864	14 11	8,60,06,842	8 11
4,65,06,705	12 8	4,66,07,142	11 0
51,65,14,751	12 10	51,99,60,576	3 10
1,35,51,415	7 3	1,50,63,249	0 1
66,43,87,737	15 8		
		Total Rs.	66,76,37,810 7 10
		* Balance on 31st March 1954	85,12,624 7 5
67,61,50,434	15 3	Total Rs.	67,61,50,434 15 3

T. V. DORAISWAMY,
Chief Accountant.

No. 15—Concluded.

		Details.	Total.
		Rs. a. p.	Rs. a. p.
EXPENDITURE—D.—IMPROVEMENT SCHEMES ACCOUNT			
General Account Expenditure—			
A.—Maintenance of Properties and Streets	...	45,47,959 13 3	
B.—Cost of Management and Establishment	...	20,77,914 4 7	
C.—Proportionate charge on account of Municipal Supervision	...	2,75,335 8 11	
		69,01,209 10 9	
Deduct—			
Proportionate share of cost of Management and Establishment chargeable to		Rs. a. p.	
	(a) General Account	21,04,296 5 10	
Do.	(b) Capital Account	2,98,055 0 0	
		24,02,351 5 10	44,98,858 4 11
D.—Debt Charges			
			76,15,355 1 8
	Total		1,21,14,213 6 7
Capital Account—			
Improvement and Street Schemes, etc.	...		26,41,329 14 8
Proportionate share of cost of Management and Establishment chargeable to General account			2,98,055 0 0
Transfer of Revenue Deficit to Capital Account			9,650 10 10
	Total		29,49,035 9 6
Total—General and Capital Account Expenditure			1,50,63,249 0 1
Bank's reconciliation —			
* Balance as per Bank's Pass Book			62,08,165 9 5
Add—			
Revenue sent to the Bank on 31st March 1954 but acknowledged on 1st April 1954			10,58,387 8 4
Less—			
Uncashed Cheques			72,66,553 7 9
Balance in Bank as per Day Book (Column No. 10)			5,93,317 12 7
Balance in Office in Government Promissory Notes, etc.		5,89,700 0 0	66,73,235 5 2
Balance in Office in Cash		12,49,689 2 3	18,39,389 2 3
			85,12,624 7 5

V. L. GIDWANI.
Municipal Commissioner.

Appendix No. 16.

Comparison of Face, Purchase and Market Values as on 31st March 1954 of the different Securities held in the following Special Funds.

Name of Fund.	Particulars of Securities.	Face value.	Purchase	Actual cost at	Market rate	Value at Market
		Rs.	rate per cent.	purchase rate.	per cent.	rate.
			Rs. a. p.	Rs. a. p.	Rs. a. p.	Rs. a. p.
Municipal Fire and Accident Insurance Fund.	4 per cent. Bombay Improvement Trust Debentures	46,600	Par.	46,600 0 0	} 100 0 0	} 1,38,000 0 0
	Do. do. do.	10,000	89 0 0	8,900 0 0		
	Do. do. do.	7,200	88 0 0	6,336 0 0		
	Do. do. do.	23,500	84 8 0	19,857 8 0		
	Do. do. do.	9,700	84 4 0	8,172 4 0		
	Do. do. do.	41,000	92 12 0	38,027 8 0		
	4½ per cent. Do. do.	800	Par.	800 0 0	Par.	800 0 0
	3 per cent. Bombay Municipal Debentures	1,23,800	Par.	1,23,800 0 0	Par.	1,23,800 0 0
	3½ per cent. Do. do.	7,000	Par.	7,000 0 0	Par.	7,000 0 0
	3½ per cent. Do. do.	22,600	Par.	22,600 0 0	Par.	22,600 0 0
	3½ per cent. Do. do.	53,400	Par.	53,400 0 0	Par.	53,400 0 0
3 per cent. Conversion Loan 1946	2,700	Par.	2,700 0 0	} 82 13 0	} 87,035 15 0	
Do. Do.	1,02,400	101 0 0	1,03,424 0 0			
4 per cent. Bombay Municipal Debentures	22,100	Par.	22,100 0 0	Par.	22,100 0 0	
	Total Rs.	4,72,800		4,63,717 4 0		4,54,735 15 0
Net Premia Fund...	3 per cent. Government Promissory Notes	900	48 0 0	432 0 0	82 8 0	742 8 0
	3 per cent. Bombay Municipal Debentures	1,41,700	Par.	1,41,700 0 0	Par.	1,41,700 0 0
	4 per cent. Bombay Municipal Debentures	2,45,800	Par.	2,45,800 0 0	Par.	2,45,800 0 0
	3 per cent. Conversion Loan 1946	700	Par.	700 0 0	} 82 13 0	} 1,27,117 3 0
	Do. do.	1,52,800	101 0 0	1,54,328 0 0		
	Total Rs.	5,41,900		5,42,960 0 0		5,15,359 11 0
Provident Fund ...	4 per cent. Government Loan 1960-70	1,23,300	94 4 0	1,16,210 4 0	} 102 3 0	} 36,91,830 0 0
	Do. do. do.	18,45,500	92 8 0	17,07,087 8 0		
	Do. do. do.	47,500	88 6 0	41,978 2 0		
	Do. do. do.	12,01,200	88 0 0	10,57,056 0 0		
	Do. do. do.	3,36,000	87 10 0	2,94,420 0 0		
	Do. do. do.	59,300	Par.	59,300 0 0	} 92 14 0	} 11,98,830 8 0
	3 per cent. Government Loan 1963-65	12,90,800	98 0 0	12,64,984 0 0		
	4 per cent. Bombay Improvement Trust Debentures	1,81,300	Different rates	1,40,693 0 0	} 100 0 0	} 15,98,500 0 0
	Do. do. do.	46,100	Par.	46,100 0 0		
	Do. do. do.	3,80,300	84 4 0	3,20,402 12 0		
	Do. do. do.	16,700	84 8 0	14,111 8 0		
	Do. do. do.	9,74,100	92 12 0	9,03,477 12 0	} Par.	} 24,900 0 0
	4½ Do. do. do.	24,900	Par.	24,900 0 0		
	5 per cent. Bombay Improvement Trust Debentures	6,18,500	Different rates	5,65,335 0 0	104 8 0	6,46,332 8 0
	6 per cent. Bombay Improvement Trust Debentures	1,91,000	Do.	1,92,531 4 0	102 0 0	2,34,294 0 0
	Do. do. do.	38,700	Par.	38,700 0 0	Par.	39,23,800 0 0
	3 per cent. Bombay Municipal Debentures	39,23,800	Par.	39,23,800 0 0	Par.	1,08,48,500 0 0
	3½ per cent. Bombay Municipal Debentures	1,08,43,500	Par.	1,08,43,500 0 0	Par.	22,54,700 0 0
	3½ per cent. Bombay Municipal Debentures	22,54,700	Par.	22,54,700 0 0	Par.	25,12,100 0 0
	3½ Do. do.	25,12,100	Par.	25,12,100 0 0	Par.	50,35,993 12 0
	3 per Conversion Loan 1946	29,05,800	100 15 0	29,33,041 14 0	} 82 13 0	} 28,54,278 2 0
	Do. do.	26,14,700	Par.	26,14,700 0 0		
Do. do.	5,60,700	101 0 0	5,66,307 0 0	86 14 0	4,21,912 0 0	
3½ per cent. Bombay Municipal Debentures	32,85,500	99 8 0	32,69,072 8 0	92 0 0	1,25,32,600 0 0	
3½ per cent. United Provinces EE Loan	4,58,600	99 0 0	4,54,014 0 0	Par.	10,50,000 0 0	
4 per cent. Bombay Municipal Debentures	1,25,32,600	Par.	1,25,32,600 0 0	Par.	3,00,000 0 0	
4½ per cent. Bombay Provincial Co-op. Land Mortgage Bank Debentures	10,50,000	97 12 0	10,26,375 0 0	100 0 0	25,23,437 8 0	
4½ Per cent. Bombay Provincial Co-Operative Land Mortgage Bank Debentures	3,00,000	100 4 0	3,00,750 0 0	100 15 0		
4 per cent. Loan 1964	25,00,000	100 7 0	25,10,937 8 0			
	Total Rs.	5,31,22,200		5,25,34,185 0 0		5,16,52,008 6 0
Fines Fund—	4 per cent. Government Loan 1960-70	20,000	88 0 0	17,600 0 0	} 102 3 0	} 20,948 7 0
	Do. do. do.	500	92 8 0	462 8 0		
	4½ per cent. Government Loan 1955-60	2,800	82 6 0	2,306 8 0	} 102 0 0	} 2,856 0 0
	4 per cent. Bombay Port Trust Debentures	3,000	70 0 0	2,100 0 0		
	4 per cent. Bombay Improvement Trust Debentures	48,900	Par.	48,900 0 0	} 100 0 0	} 75,000 0 0
	Do. do. do.	11,000	84 4 0	9,267 8 0		
	Do. do. do.	15,100	92 12 0	14,005 4 0		
	4½ Do. do. do.	300	Par.	300 0 0	Par.	300 0 0
	3 per cent. Bombay Municipal Debentures	28,200	Par.	28,200 0 0	Par.	28,200 0 0
	3 per cent. Government Loan 1963-65	900	98 0 0	882 0 0	92 14 0	835 14 0
	3½ per cent. Bombay Municipal Debentures	17,400	Par.	17,400 0 0	Par.	17,400 0 0
3½ Do. do.	28,400	Par.	28,400 0 0	Par.	28,400 0 0	
3 per cent. Conversion Loan	93,400	101 0 0	94,334 0 0	} 82 13 0	} 1,40,698 7 0	
Do. do.	76,500	Par.	76,500 0 0			
	Total Rs.	3,46,400		3,40,657 12 0		3,17,638 12 0
Plant and Machinery Depreciation Fund.	4 per cent. Government Loan 1960-70	32,600	92 8 0	30,155 0 0	} 102 3 0	} 46,699 11 0
	Do. do. do.	13,100	87 10 0	11,478 14 0		
	4 per cent. Bombay Improvement Trust Debentures	52,400	Par.	52,400 0 0	} 100 0 0	} 55,930 0 0
	Do. do. do.	2,200	84 4 0	1,853 8 0		
	Do. do. do.	1,300	92 12 0	1,205 12 0		
	3 per cent. Bombay Municipal Debentures	1,91,000	Par.	1,91,000 0 0	Par.	1,91,000 0 0
	3½ Do. do.	1,14,600	Par.	1,14,600 0 0	par.	1,14,600 0 0
	3 per cent. Conversion Loan 1946	1,41,300	Par.	1,41,300 0 0	} 82 13 0	} 1,69,020 5 0
	Do. do.	62,800	101	63,428 0 0		
	4 per cent. Bombay Municipal Debentures	3,50,700	Par.	3,50,700 0 0	Par.	3,50,700 0 0
	Total Rs.	9,62,000		9,58,121 2 0		9,27,920 0 0
	Carried forward Rs.	5,54,45,300		5,48,39,641 2 0		5,38,67,662 12 0

Appendix 16—(Contd.).

Comparison of Face, Purchase and Market Values as on 31st March 1954 of the different Securities held in the following Special Funds.

Name of Fund.	Particulars of Securities.	Face value.	Purchase	Actual cost	Market rate	Value at Market
		Rs.	Rs. a. p.	Rs. a. p.	Rs. a. p.	Rs. a. p.
	Brought over Rs.	5,54,45,300		5,48,39,641 2 0		5,38,67,662 12 0
Renewal of Road Surfaces Fund.	4 per cent. Government Loan 1960-70	1,34,200	92 8 0	1,24,135 0 0	102 3 0	4,12,735 5 0
	Do. do.	2,47,400	87 10 0	2,16,784 4 0		
	Do. do.	5,100	88 0 0	4,488 0 0		
	Do. do.	17,200	94 4 0	16,211 0 0		
	4 per cent. Bombay Improvement Trust Debentures	15,700	Par	15,700 0 0	100 0 0	2,71,300 0 0
	Do. do.	13,100	92 12 0	12,150 4 0		
	Do. do.	2,41,400	84 4 0	2,03,379 8 0		
	Do. do.	1,100	84 8 0	929 8 0	Par	300 0 0
	Do. do.	300	Par	300 0 0		
	3 per cent. Bombay Municipal Debentures	2,23,400	Par	2,23,400 0 0	Par	2,23,400 0 0
	3 1/2 per cent. do. do.	13,400	Par	13,400 0 0	Par	13,400 0 0
3 1/2 Do. do.	59,700	Par	59,700 0 0	Par	59,700 0 0	
3 per cent. Conversion Loan 1946	700	Par	700 0 0	82 13 0	579 11 0	
4 per cent. Bombay Municipal Debentures	1,03,800	Par	1,03,800 0 0	Par	1,03,800 0 0	
	Total Rs.	10,76,500		9,95,077 8 0		10,85,215 0 0
Garden Fund (a) Victoria Gardens.	4 per cent. Government Loan 1960-70	800	Par	800 0 0	102 3 0	25,546 14 0
	Do. do.	1,800	87 10 0	1,577 4 0		
	Do. do.	2,300	92 8 0	2,127 8 0		
	Do. do.	900	94 4 0	848 4 0		
	4 per cent. Bombay Improvement Trust Debentures	19,200	88 0 0	16,896 0 0	100 0 0	15,500 0 0
	Do. do.	5,600	Par	5,600 0 0		
	Do. do.	5,600	84 4 0	4,212 8 0		
	Do. do.	4,900	92 12 0	4,544 12 0	Par	1,100 0 0
	Do. do.	100	Par	100 0 0		
	3 per cent. Bombay Municipal Debentures	14,800	Par	14,800 0 0	Par	14,800 0 0
	Do. do.	18,400	Par	18,400 0 0	Par	18,400 0 0
	Do. do.	38,500	Par	38,500 0 0	Par	38,500 0 0
	3 per cent. Conversion Loan 1946	23,800	Par	23,800 0 0	82 13 0	35,195 5 0
Do. do.	18,700	101 0 0	18,837 0 0			
4 per cent. Bombay Municipal Debentures	11,400	Par	11,400 0 0	Par	11,400 0 0	
	Total Rs.	1,66,200		1,62,493 4 0		1,59,442 3 0
(b) Other Gardens	3 per cent. Bombay Municipal Debentures	49,800	Par	49,800 0 0	82 13 0	49,800 0 0
	3 per cent. Conversion Loan 1946	5,500	Par	5,500 0 0		
	3 1/2 " Bombay Municipal Debentures	1,800	Par	1,800 0 0	Par	1,800 0 0
	3 1/2 " Do. do.	8,800	Par	8,800 0 0	Par	8,800 0 0
	4 per cent. Do. do.	1,900	Par	1,900 0 0	Par	1,900 0 0
	Total Rs.	67,800		67,800 0 0		66,854 11 0
Hospital Fund	4 per cent. Government Loan 1960-70	42,400	106 14 6	45,328 4 0	102 3 0	44,247 3 0
	Do. do.	900	92 8 0	832 8 0		
	3 per cent. Bombay Municipal Debentures	29,400	Par	29,400 0 0	Par	29,400 0 0
	3 per cent. Conversion Loan 1946	1,81,700	Par	1,81,700 0 0	82 13 0	3,51,787 8 0
	Do. do.	2,43,100	101	2,45,531 0 0		
	3 1/2 per cent. Municipal Debentures	24,000	Par	24,000 0 0	Par	24,000 0 0
3 1/2 per cent. Do. do.	2,06,100	Par	2,06,100 0 0	Par	2,06,100 0 0	
	Total Rs.	7,27,600		7,32,891 12 0		6,55,534 11 0
Slam Service Fund.	3 per cent. Conversion Loan 1946	2,800	Par	2,800 0 0	82 13 0	2,318 12 0
	3 per cent. Bombay Municipal Debentures	1,26,100	Par	1,26,100 0 0	Par	1,26,100 0 0
	3 1/2 Do. do.	2,600	Par	2,600 0 0	Par	2,600 0 0
	3 1/2 Do. do.	6,100	Par	6,100 0 0	Par	6,100 0 0
	3 1/2 per cent. Do. do.	400	Par	400 0 0	Par	400 0 0
4 per cent. Do. do.	35,100	Par	35,100 0 0	Par	35,100 0 0	
	Total Rs.	1,73,100		1,73,100 0 0		1,72,618 12 0
K.E.M. Hospital and G. S. M. College Equipment Fund.	3 per cent. Bombay Municipal Debentures	44,500	Par	44,500 0 0	82 13 0	44,500 0 0
	3 per cent. Conversion Loan 1946	19,500	101	19,695 0 0		
	3 1/2 per cent. Bombay Municipal Debentures	20,400	Par	20,400 0 0	Par	20,400 0 0
	3 1/2 Do. do.	10,600	Par	10,600 0 0	Par	10,600 0 0
4 per cent. Do. do.	26,700	Par	26,700 0 0	Par	26,700 0 0	
	Total Rs.	1,21,700		1,21,895 0 0		1,18,348 7 0
G. S. M. College and K. E. M. Hospital Research Fund.	4 per cent. Government Loan 1960-70	8,400	92 8 0	7,770 0 0	102 3 0	16,534 6 0
	Do. do.	7,800	88 0 0	6,864 0 0		
	3 per cent. Bombay Municipal Debentures	43,100	Par	40,100 0 0	100 0 0	40,100 0 0
	4 per cent. Bombay Improvement Trust Debentures	400	84 4 0	337 0 0		
	3 1/2 per cent. Bombay Municipal Debentures	2,500	Par	2,500 0 0	82 13 0	2,500 0 0
	3 per cent. Conversion Loan 1946	55,400	Par	55,400 0 0		
	Do. do.	12,200	101	12,322 0 0	Par	11,100 0 0
	3 1/2 per cent. Bombay Municipal Debentures	11,100	Par	11,100 0 0		
	3 1/2 per cent. Do. do.	16,600	Par	16,600 0 0	Par	16,600 0 0
	4 per cent. Do. do.	11,700	Par	11,700 0 0	Par	11,700 0 0
	Total Rs.	1,66,200		1,64,693 0 0		1,54,935 10 0
Precast Concrete Slab Pavements Renewal Fund.	3 per cent. Bombay Municipal Debentures	93,400	Par	93,400 0 0	Par	93,400 0 0
	3 1/2 Do. do.	26,100	Par	26,100 0 0	Par	26,100 0 0
	3 1/2 per cent. Do. do.	26,500	Par	26,500 0 0	Par	26,500 0 0
	Total Rs.	1,46,000		1,46,000 0 0		1,46,000 0 0
	Carried forward Rs.	5,80,90,400		5,74,03,591 10 0		5,64,26,612 2 0

Appendix No. 16.—(Concluded).

Comparison of Face, Purchase and Market Values as on 31st March 1954 of the different Securities held in the following Special Funds.

Name of Fund.	Particulars of Securities.	Face value.	Purchase rate per cent.	Actual cost purchase rate.	Market rate per cent.	Value at Market rate.
		Rs.	Rs. a. p.	Rs. a. p.	Rs. a. p.	Rs. a. p.
	Brought over	5,80,90,400		5,74,03,591 10 0		5,64,26,612 2 0
Fidelity Guarantee Insurance Fund.	3½ per cent. Bombay Municipal Debentures	6,700	Par	6,700 0 0	Par	6,700 0 0
	3 per cent. Do. do.	71,000	Par	71,000 0 0	Par	71,000 0 0
	3 per cent. Conversion Loan 1946	8,300	Par	8,300 0 0	82 13 0	6,873 7 0
	3½ per cent. Bombay Municipal Debentures	7,900	Par	7,900 0 0	Par	7,900 0 0
	4 per cent. Do. do.	2,700	Par	2,700 0 0	Par	2,700 0 0
	Total	96,600		96,600 0 0		95,173 7 0
Victoria & Albert Museum Fund.	3 per cent. Bombay Municipal Debentures	23,400	Par	23,400 0 0	Par	23,400 0 0
	3½ per cent. Bombay Municipal Debentures	1,200	Par	1,200 0 0	Par	1,200 0 0
	3½ per cent. Do. do.	13,100	Par	13,100 0 0	Par	13,100 0 0
	4 per cent. Do. do.	1,100	Par	1,100 0 0	Par	1,100 0 0
	Total	38,800		38,800 0 0		38,800 0 0
Welfare Fund.	3 per cent. Bombay Municipal Debentures	1,58,200	Par	1,58,200 0 0	Par	1,58,200 0 0
	3½ per cent. Do. do.	1,26,500	Par	1,26,500 0 0	Par	1,26,500 0 0
	4 per cent. Do. do.	9,200	Par	9,200 0 0	Par	9,200 0 0
	3½ per cent. Do. do.	900	Par	900 0 0	Par	900 0 0
	Total	2,94,800		2,94,800 0 0		2,94,800 0 0
Depreciation Fund for replacement of plant and Machinery.	3½ per cent. Bombay Municipal Debentures	97,500	Par	97,500 0 0	Par	97,500 0 0
	Total	97,500		97,500 0 0		97,500 0 0
Investment Reserve Fund.	3 per cent. Loan 1963-65	4,02,300	98 0 0	3,94,254 0 0	92 14 0	3,73,636 2 0
	3 per cent. Conversion Loan 1946	4,52,300	101 0 0	4,56,823 0 0		
	Do. do.	5,32,100	Par	5,32,100 0 0	82 13 0	8,29,035 15 0
	Do. do.	16,700	100 15 0	16,856 9 0		
	3 per cent. Bombay Municipal Debentures	21,79,200	Par	21,79,200 0 0	Par	21,79,200 0 0
	3½ Do. do.	57,300	Par	57,300 0 0	Par	57,300 0 0
	3½ Do. do.	2,00,000	85 14 0	1,71,750 0 0	Par	2,00,000 0 0
	4 per cent. Bombay Impt. Trust Debentures	10,39,800	92 12 0	9,64,414 8 0	100 0 0	10,39,800 0 0
	4 per cent. Loan 1960-70	3,87,600	103 0 0	3,99,228 0 0		
	Do. do.	2,12,400	88 7 0	1,87,841 4 0		
	Do. do.	26,400	87 10 0	23,133 0 0	102 3 0	7,39,326 9 0
	Do. do.	78,000	92 8 0	72,150 0 0		
	Do. do.	8,400	88 0 0	7,392 0 0		
	Do. do.	10,700	97 5 0	10,412 7 0		
	3½ Per cent. Bombay Municipal Debentures	31,300	Par	31,300 0 0	Par	31,300 0 0
	4 per cent. Do. do.	1,41,000	Par	1,41,000 0 0	Par	1,41,000 0 0
	Total Rs.	57,75,500		56,45,154 12 0		55,90,598 10 0
	GRAND TOTAL	6,43,93,600		6,35,76,446 6 0		6,25,43,484 3 0

T. V. DORAISWAMY,
Chief Accountant.

V. L. GIDWANI,
Municipal Commissioner.

Appendix No. 16-A.

Comparison of Face, Purchase and Market Values at 31st March 1954 of the different Securities held in the Sinking Fund.

N.B.—Special attention is invited to para. 17 of the Chief Accountant's Report.

Particulars of Securities.	Face value.	Purchase rate per cent.	Book value.		Market rate per cent.	Value at Market rate, (Municipal and Improvement Trust Debentures being valued at par).	
			Rs.	a. p.		Rs.	a. p.
4 per cent. Municipal Debentures ...	59,93,300	Par	59,93,300	0 0	Par	59,93,300	0 0
4 Do. do. ...	21,500	84½	18,113	12 0	Par	21,500	0 0
5 Do. do. ...	35,00,000	Par	35,00,000	0 0	Par	35,00,000	0 0
6 Do. do. ...	1,000	Par	1,000	0 0	Par	1,000	0 0
3 Do. do. ...	1,68,87,900	Par	1,68,87,900	0 0	Par	1,68,87,900	0 0
3½ Do. do. ...	25,86,800	Par	25,86,800	0 0	Par	25,86,800	0 0
3½ Do. do. ...	51,69,300	Par	51,69,300	0 0	Par	51,69,300	0 0
3½ Do. do. ...	23,87,600	Par	23,87,600	0 0	Par	23,87,600	0 0
4 per cent. Bombay Improvement Trust Debentures ...	15,00,700	84½	12,64,339	12 0	Par	15,00,700	0 0
4 Do. do. ...	1,32,200	84½	1,11,709	0 0	Par	1,32,200	0 0
4 Do. do. ...	5,06,700	92½	4,69,964	4 0	Par	5,06,700	0 0
4 Do. do. ...	3,92,000	Par	3,92,000	0 0	Par	3,92,000	0 0
4½ Do. do. ...	18,100	Par	18,100	0 0	Par	18,100	0 0
4 per cent. Bombay Improvement Trust (coupon) Debentures ...	3,76,600	84½	3,18,227	0 0	Par	3,76,600	0 0
4 Do. do. ...	1,23,400	84½	1,03,964	8 0	Par	1,23,400	0 0
4 per cent. Loan 1960-70 ...	1,13,100	Par	1,13,100	0 0	Par	1,13,100	0 0
4 Do. do. ...	30,42,300	75	22,81,725	0 0	Par	30,42,300	0 0
4 Do. do. ...	5,00,000	75-0-6	3,73,156	4 0	Par	5,00,000	0 0
4 Do. do. ...	3,18,000	88	2,79,840	0 0	Par	3,18,000	0 0
4 Do. do. ...	2,48,000	92½	2,29,400	0 0	102 3 0	2,48,000	0 0
4 Do. do. ...	4,48,000	87½	3,92,560	0 0	Par	4,48,000	0 0
4 Do. do. ...	2,22,300	88½	1,96,457	10 0	Par	2,22,300	0 0
4 Do. do. ...	13,900	94½	14,985	12 0	Par	13,900	0 0
4½ per cent. Loan 1955-60 ...	5,00,000	79½	3,98,750	0 0	102 0 0	5,00,000	0 0
3 per cent. Loan 1963-65 ...	1,93,800	98	1,89,924	0 0	92 14 0	1,93,800	0 0
3 per cent. Conversion Loan 1946 ...	55,40,400	Par	55,40,400	0 0	82 13 0	55,40,400	0 0
2½ Percent Loan 1962 ...	33,47,000	101	33,80,470	0 0	Par	33,47,000	0 0
4 per cent. Bombay Improvement Trust Sterling Debentures ...	7,61,000	Par	7,61,000	0 0	91 12 0	7,61,000	0 0
	£ 25,000	at 1½ 6d.	2,66,666	10 8	Par at 1½ 5½ d.	2,66,666	10 8
Total Rs. ...	5,48,46,900 £ 25,000		5,36,42,753	8 8		5,36,94,054	2 8

T. V. DORAISWAMY,
Chief Accountant.

V. L. GIDWANI,
Municipal Commissioner.

Appendix No. 16-B

Statement showing the amount of and object for which the Donations held under Public Monuments Maintenance Fund were received from different parties up to 31st March 1954.

Name of donor.	Object for which the donation is given.	Particulars of Securities.	Face value.	Rate per cent.	Book value.
			Rs.	Rs. a.	Rs. a.
S'r Mangaldas Nathoobhoy	Donation for the maintenance of Sir Mangaldas Nathoobhoy Clock at Mumbadevi.	3 per cent. Conversion Loan of 1946	500	Par	500 0
The Secretary, Tata Memorial	Donation for the maintenance of J. N. Tata Statue	Do. do.	1,200	Do.	1,200 0
The Secretary, Ranade Memorial	Donation for the maintenance of Ranade Statue	{ 4 per cent. Bombay Improvement Trust Loan due 1962 3 per cent. Conversion Loan of 1946	1,000 200	Do.	1,200 0
Mr. P. J. Mistri	Donation for the maintenance of N. M. Petit Statue at Gowalia Tank Road.	{ Do. do. Do. do.	2,000 1,000	Do. Do.	3,000 0
Messrs. J. D. Framroz, R. B. Jeejeebhoy and P. C. Sethna	Donation for the maintenance of Sir D. M. Petit Statue	4 per cent. Loan 1960-70	2,400	88 0	2,112 0
Mr. Cassumally Jairajbhoy Peerbhoy	Donation for the maintenance of a fountain at the junction of Hornby Road and Palton Road.	4 per cent. Loan 1960-70	5,500	92 8	5,087 8
The Secretary, Montague Memorial Fund	Donation for the maintenance of the Montague Statue at the junction of Marine Lines and Church Gate Street.	{ 3 per cent. Municipal Debentures 4 per cent. Loan 1960-70	1,200 900	Par 88 0	1,200 0 792 0
Mr. Surajmal Hanmantrao	Donation for the maintenance of a public fountain at Princess Street.	{ 4 per cent. Loan 1960-70 3 per cent. Conversion Loan of 1946	2,600 100	92 8 Par	2,405 0 100 0
Mr. Chaturbhuj Jivandas	Donation for the maintenance of the new Bandstand at Chowpatty	4 per cent. Government Loan 1960-70	400	88 0	352 0
Mr. Jamnadas Dwarkadas	Donation for the maintenance of a water trough for watering Victoria horses and bullocks at the junction of Colaba and Pilot Bunder Roads.	Do. do.	400	88 0	352 0
Dr. K. E. Dadachanji	Donation for the maintenance of a fountain at the junction of Frere Road and Carnac Bridge				7,230 0
Mr. D. P. Kothare	Donation for the maintenance of a fountain at Mint Road				1,570 0
Mr. K. D. Dhuru	Donation for the maintenance of a fountain at the junction of old Purbhadevi and Cadell Road.	4 per cent. Government Loan 1960-70	15,200	88 0	452 0
Mr. Gokuldas Karsondas Shroff	Donation for the maintenance of a cattle trough and drinking fountain at Lady Jamshedji Road.	3 per cent. Conversion Loan of 1946	100	Par	1,041 0
Mr. Fattochand Revaldas	Donation for the maintenance of a fountain at Narayan Dhuru Street.				353 0
Mr. Hansraj Pragji	Donation for the maintenance of a cattle trough at Clerk Road				2,830 0
Mr. F. P. Pavri	Donation for the maintenance of a drinking fountain at the junction of Cadell Road and Old Purbhadevi Road.	4 per cent. Loan 1960-70	600	88 0	528 0
The Secretary, Dr. Dadabhai Naoroji Memorial Fund.	Donation for the maintenance of the Statue of Dr. Dadabhai Naoroji	4 per cent. Loan 1960-70	1,400	88 0	1,232 0
Mr. Khimji Madon Bhujpuria	Donation for the upkeep of a water trough on site opposite the Jamshed Mill.				
Mr. L. R. Tairsee	Balance out of donation received from Mr. L. R. Tairsee for the construction of a cattle trough at the top end corner of Walkeshwar near "Tin Batti".	4 per cent. Loan 1960-70	600	88 0	528 0
		Carried forward Rs.	37,300		34,064 8

Appendix No. 16-B.—Concluded.

Name of donor.	Object for which the donation is given.	Particulars of Securities.	Face value.	Rate per cent.	Book value.
			Rs.	Rs. a.	Rs. p.
Mr. N. P. Wadia	Balance out of donation received for construction of three cattle troughs at Bhoiwada Road, Parel Tank Road and Sewree Cross Road	4 per cent. Loan 1960-70	37,300		34,064 8
Mr. F. B. Jeejeebhoy	Balance out of donation received for the construction of a public fountain and water trough at the junction of Suparibag Road and Government Gate Road.	4 per cent. Loan 1960-70	1,200	88 0	1,056 0
Mr. Anantrao Vithoba Kowley	Balance out of donation received for the construction of a fountain and cattle trough at the junction of Bhawani Shanker Road and Gokhale Road.	3 per cent. Conversion Loan 1946	1,500	Par	1,500 0
Mr. Ramdas Raghovji Govindji	Balance out of the donation received for the construction of a fountain and cattle trough at Cavel Street.	Do. Do.	1,700	Par	1,700 0
Mr. C. K. Kakade	Balance out of the donation received for the construction of a fountain at Bellasis Road.	4 per cent. Loan 1960-70	200	88 0	176 0
Hon. Secretary, Lok. Tilak Memorial Committee.	Donation for the maintenance of the Statue of Lok. Tilak at Chowpatty Sands.	3 per cent. Conversion Loan 1946	1,400	Par	1,400 0
Mr. M. E. Joshi Memorial Committee	Donation for the maintenance of the marble bust of Mr. M. E. Joshi at Parsi Colony, Dadar.	3 per cent. Municipal Debentures	500	Par	500 0
* Sir Patrick Kelly Memorial Committee	Donation for the maintenance of the Statue of Sir Patrick Kelly, Kt., C.I.E., opposite Crawford Market.	3 per cent. Conversion Loan 1946	800	101	*808 0
Joint Honorary Secretary Dr. A. G. Viegas Memorial Committee.	Donation for the maintenance of the Statue of the late Dr. A. G. Viegas at Dhobi Talao	3 per cent. Municipal Debentures	500	Par	500 0
Khan Bahadur Kawasji J. Petigara Memorial Committee	Donation for the maintenance of the Statue of Khan Bahadur K. J. Petigara.	3 per cent. Conversion Loan 1946	500	Do.	500 0
Sir Dinshaw Watcha, Kt., Memorial Committee	Donation for the maintenance of the Statue of Sir Dinshaw Watcha, Kt.	Do. Do.	500	Do.	500 0
Trustees of late Kasambhai Vali Gangji's Estate	Donation for the maintenance of a drinking fountain at the junction of Sandhurst Road and New Chinchbunder Road	Do. Do.	1,700	Do.	1,700 0
Bai Muktabai W/o of Dr. M. V. Parulekar	Donation for the maintenance of a drinking fountain at Lakhamsey Napoo Road	Do. Do.	500	Do.	500 0
Mr. P. S. Gaikwad	Donation for the maintenance of a drinking fountain near Round Temple Sandhurst Road	Do. Do.	700	Do.	700 0
Ramji Keshawji Fire Services Committee	Donation for fencing Fountain at King's Circle	Do. Do.	500	97 3	485 15
Parsi Federal Council	Donation for maintenance of monyment erected to commemorate the services of members who lost their lives in explosion of 1944	Do. Do.	1,000	93 4	932 8
	Donation for maintainance of statue of Shri H. C. Adenwala at Vir Nariman Road.	3 1/2 per cent. Municipal Debentures	1,000	Par	1000 0
		Total	53,000		49,342 15
Mrs. A. M. Stewart	Donation for maintenance of Cemetery No 20 at Antop Hill for the European Jewish Community.	3 per cent. Municipal Debentures	2,500	Par	2,500 0
Rao Bahadur Elleppa Balam	Donation for the maintenance of a Charitable Dispensary at Kamathipura	4 per cent. Bombay Improvement Trust Loan due 1966	5,000	Par	19,500 0
Bai Lingoobai, widow of Rajanna Jalooji	Do do do do	4 per cent. Bombay Improvement Trust Loan due 1972	14,500	Do.	
Colaba Free Dispensary	Donation for the maintenance of Assets of the dispensary taken over by the Municipality on its taking over the dispensary.	3 per cent. Conversion Loan 1946	10,700	Do.	10,700 0
Joint Honorary Secretaries and Treasurers, George V Anti-Tuberculosis League.	Donation for the maintenance of Assets transferred to the Municipality on its taking over the League.	4 per cent. Government Loan 1960-70	1,200	87 10	1,051 8
Mr. Shapurji Sorabji	Donation in connection with the house in Khetwadi given by him for being used as a Maternity Home.	3 per cent. Conversion Loan 1946	1,000	Par	21,000 0
Messrs. Little & Co.	Amount representing balance out of the amount set apart for the purchase of Bai Gowrabai Dispensary Building at Kamathipura.	4 per cent. Municipal Debentures due 1954	20,000	Do.	
Do.	Donation for meeting charges for repairs, etc., to Bai Gowrabai Dispensary at Kamathipura.	3 per cent. Conversion Loan 1946	5,000	Do.	10,000 0
	Donation for establishing and maintaining Maternity Homes in Bombay	3 per cent. Conversion Loan 1946	5,000	Do.	
		4 per cent. Loan 1960-70	2,900	88 0	2,552 0
		3 per cent. Municipal Debentures	5,000	Par	5,000 0
Unspent balance out of the donation from the estate of the late Mr. Mahomed Heji Saboo Sidick		3 per cent. Municipal Debentures	52,600	Par	52,600 0
		Total	1,22,900		1,22,403 8
*Cash held with the Imperial Bank of India					1,74,246 7
					92 0
		Grand Total Rs.	1,78,400		1,74,338 7

T. V. DORAISWAMY,
Chief Accountant.

* The balance of Cash after reinvestment of the proceeds of 3 1/2 per cent Loan 1947-50 repaid by Govt. in respect of this donation is presently held in Cash with the Imperial Bank.

V. L. GIDWANI,
Municipal Commissioner.

Appendix No. 16-C

Statement showing the amounts of and object for which the endowments held under Endowment Fund were received from different parties upto 31st March 1954.

Name of donor.	Object for which the endowment is given.	Particulars of Securities.	Face value.	Rate per cent.	Book value.
	<i>Scholarships and Prizes.</i>		Rs.	Rs. a.	Rs. a.
The Bhawnagar Durbar	"Bhawnagar State Entrance Scholarship" at G. S. M. College	4 per cent. Government Loan 1960-70	5,900	88 0	5,192 0
Dr. N. A. Purandare	Savitribai Purandare Prize at K. E. M. Hospital	Do. do.	300	Par	300 0
Mr. Tulsidas H. Parekh	"Bai Bachubai Thakurdas Parekh Entrance Scholarship" at G. S. M. College	3 per cent. Conversion Loan 1946	100	Par	100 0
Mr. Lalji Naranji	"Lalji Naranji Scholarship" at G. S. M. College	4 per cent. Government Loan 1960-70	3,700	88 0	3,256 0
Mr. Chaturbhuj Gordhandas Sunderdas	"Chaturbhuj Gordhandas Sunderdas Scholarship" and "Bai Gangabai Gordhandas Sunderdas Scholarship" at G. S. M. College.	Do. do.	4,500	88 0	3,960 0
Dr. (Mrs.) Dossibai Jehangir Rattanshaw Dadabhoy, M.D., M.R.C.P. (Lond.)	"Awabai Rattanshaw Dadabhoy Scholarship" at G. S. M. College.	Do. do.	9,100	88 0	8,008 0
Mr. Jehangir Rattanshaw Dadabhoy	"Rattanshaw Dadabhoy Scholarship" at G. S. M. College	3 per cent. Conversion Loan 1946	3,900	88 0	3,432 0
The Honorary Staff and Professors of the K. E. M. Hospital and G. S. M. College.	"Bahadurji Memorial Scholarship in Surgery" at G. S. M. College.	4 per cent. Government Loan 1960-70	200	Par	200 0
The Trustees of Dr. Choksy's Entertainment Fund.	Donation for endowing a Gold Medal called "Sir Nusserwanji Choksy Memorial Prize Medal" at G. S. M. College.	3 per cent. Conversion Loan	3,900	88 0	3,432 0
H. H. the Maharana Shri Sir Doulatasingji, K.C.I.E., Thakore Saheb of Limbdi.	Donation for awarding a gold medal and a miniature replica of the Challenge Cup.	Do. do.	3,900	88 0	3,432 0
Dr. Shirwalkar Memorial Fund Committee	"Dr. Shirwalkar, General Proficiency Scholarship and Medals" at G. S. M. College.	3 per cent. Municipal Debentures	2,100	93 7	1,962 3
Mr. Dhungavri Rangildas Desai	Donation for endowing two prizes of Rs. 20 each to the Nurses of the K. E. M. Hospital.	4 per cent. Government Loan 1960-70	100	Par	100 0
Dr. E. Moses	"Mrs. Abigail Elijah Moses Prize" at K. E. M. Hospital	4 per cent. Government Loan 1960-70	100	Par	100 0
Messrs. Win and Co., Solicitors, on behalf of the executors of the will of the late Mr. Kassamji Ranchhodji Desai.	"Kassamji Ranchhodji Prize" at K. E. M. Hospital	3 per cent. Government Loan 1963-65	200	97 5	194 10
Dr. H. D'Sa	Mrs. D'Sa Memorial Gold Medal at G. S. M. College	3 per cent. Government Loan 1963-65	300	98 6	295 2
Mrs. Luxmibai Kane	Dr. G. W. Kane Memorial Gold Medal at G. S. M. College	3 per cent. Government Loan 1963-65	200	98 0	196 0
Mr. N. Dhume	Narayan Dhume Prize at G. S. M. College	3 per cent. Conversion Loan	1,900	93 7	1,775 5
Mr. Parmanand Krishnarao Rele	Dakurnath Krishnarao Rele Prize	3 per cent. Conversion Loan 1946	6,000	Par	6,000 0
Prof. Khanolkar Farewell Fund Committee	Prof. V R. Khanolkar Prizes	Do. do.	3,000	Par	3,000 0
Dr. P. T. Patel Memorial Fund Committee	Dr. P. T. Patel Entrance Scholarship at G. S. M. College	4 per cent. Municipal Debentures	2,000	Par	2,000 0
Do. Do.	Dr. P. T. Patel Prize at G. S. M. College	4 per cent. Bombay Port Trust Bonds 1913	1,000	Par	1,000 0
Seth G. S. M. College & K. E. M. Hospital Staff Farewell Fund Committee.	The Seth G. S. M. College and K. E. M. Hospital Staff Fund for awarding prizes and making grants for attending Medical & Scientific conferences etc.	3 per cent. Conversion Loan 1946	500	Par	500 0
Dr. R. N. Cooper.	Jangoo Shavaksha Marzban Prize	3 per cent. Conversion Loan 1946	100	101 0	101 0
Dr. R. N. Cooper.	Bai Banobai Nusserwanji Cooper Prize	3 per cent. Conversion Loan 1946	100	101 0	101 0
Lakdawala Sisters	Mrs. Soonamai Bapuji Cama Prizes	3 per cent. Conversion Loan 1946	1,000	Par	1,000 0
Dr. Padshah Memorial Committee	Dr. Padshah Research Scholarship	4 per cent. Government Loan 1960-70	9,000	88 0	7,920 0
Mr. V. H. Hazrat	Miss. Manorama Hazrat Memorial Prize	3 per cent. Government Loan 1963-65	1,200	98 6	1,180 8
Dr. R. V. Phansalkar	Vasant Phansalkar Memorial Prize	3 per cent. Conversion Loan 1946	900	101 0	909 0
Dr. K. W. Dani	K. W. Dani Scholarship at G. S. M. College.	3 per cent. Municipal Debentures	300	Par	300 0
		3 per cent. Conversion Loan 1946	500	Par	500 0
		Do.	3,000	Par	3,000 0
		Do.	1,200	101 0	1,212 0
		Do.	1,000	Par	1,000 0
		Do.	500	101 0	505 0
		Do.	5,700	Par	5,700 0
		Do.	1,900	Par	1,900 0
		Do.	5,200	Par	5,200 0
		Do.	100	Par	100 0
		Do.	3,100	Par	3,100 0
		Do.	9,400	Par	9,400 0
		Do.	1,700	Par	1,700 0
		Do.	2,100	Par	2,100 0
		Do.	9,000	Par	9,000 0
		Do.	1,900	Par	1,900 0
		Do.	500	Par	500 0
		Do.	34,000	Par	34,000 0
		Do.	1,900	Par	1,900 0
		Do.	1,600	Par	1,600 0
		Do.	1,000	Par	1,000 0
Scholarships—Total, Carried over Rs.			1,50,700		1,45,162 12

Appendix 10-C (Contd.)

Name of donor.	Object for which the endowment is given.	Particulars of Securities.	Face value.	Rate per cent.	Book value.
			Rs.	Rs. a.	Rs. a.
		Brought forward Rs. ...	1,50,700		1,45,162 12
Dr. A. L. Nair	Dr. A. L. Nair Memorial Scholarship and Prize Distribution Fund" at T. N. M. College	3 per cent. Conversion Loan 1946	7,300	Par	7,300 0
Master Vishwanath Narayan Sambhoo and Dr. N. V. Ajinkya.	"Master Vishwanath Narayan Sambhoo Scholarship and Dr. N. V. Ajinkya's Silver Medal" at T. N. M. College	Do.	3,200	Par	3,200 0
Dr. V. G. Rele	"Dr. V. G. Rele Gold Medal" at T. N. M. College.	Do.	300	Par	300 0
Dr. D. B. Pandya	"Dr. D. B. Pandya's Prize in Books" at T. N. M. College.	Do.	1,000	Par	1,000 0
Dr. H. A. Maniar	"Dr. H. A. Maniar Gold Medal" at T. N. M. College	Do.	1,000	Par	1,000 0
Shankarsheth Family	For maintenance of a bed at B. Y. L. Nair Hospital	Do.	30,500	Par	30,500 0
Dr. P. C. Bharucha	"For the library at G. S. M. College"	3 1/2 per cent. Bombay Municipal Debentures	99,000	100-8	99,495 0
Dr. Bacha Memorial Fund	"For purchase of books and journals for the library at G. S. M. College	3 per cent. Conversion Loan 1946	25,000	Par	25,000 0
Dr. N. A. Purandare Prize	"Dr. N. A. Purandare Prize in midwifery and Gynaecology"	Do.	100	Par	100 0
		4 per cent. B. I. T. Debentures	1,000	Par	1,000 0
		4 per cent. Municipal Debentures	3,500	Par	3,500 0
Dr. Dudha	"Dudha Memorial Fund"	3 per cent. Conversion Loan 1946	1,600	99-8	1,592 0
Dr. D. B. Sathe	"D. D. Sathe Prize in Anatomy"	3 per cent. Conversion Loan 1946	1,000	99-8	995 0
Dr. Miss. S. R. Malyankar	"Miss. S. R. Malyankar Prize"	3 per cent. Conversion Loan 1946	300	99-10	298 14
M. M. Parab	M. M. Parab Endowment Prize	3 1/2 per cent. Government Loan 1954-59	4,400	Par	4,400 0
The President T.N.M. College Students' Gathering Committee.	Mahatma Gandhi Memorial Fund.	3% Conversion Loan 1946	1,400	98-7	1,378 2
Dr. A. E. D'Sa	The Clementina Desa Scholarship	3% Conversion Loan 1946	10,000	97-3	9,718 12
Dr. P. F. Soonawala	Dr. Soonawala gold medal in medicine	Do.	4,000	97-6	3,895 0
Dr. S. B. Parchure	Dr. Parchure prize	3% Conversion Loan 1946	3,000	97-6	2,921 4
		Do.	2,500	Par	2,500 0
Dr. M. N. Billimoria	Dr. Manik Billimoria prize in Pathology	3% development Loan 1970-75	1,500	Do.	1,500 0
Dr. Variava	Dr. Variava Scholarship in Anatomy	3% Conversion Loan 1946	1,000	93	930 0
Shri Latha Chapsi	Seri Latha Chapsi Scholarship	Do.	16,100	92-15-6	14,967-15-6
Trustees of the Estate of the late Dr. Homi D. Gandhi	Dr. Homi D. Gandhi Scholarship	Do.	3,500	81-2	2,839 6
Dr. G. P. Nair	Dr. G. P. Nair Scholarship for Embryology	Do.	15,100	80-4	12,117 12
		Do.	600	81-2	486 12
		Do.	3,000	80-4	2,407 8
Smt. Shushila M. Desai	Donation for purchasing Journals on Anaesthesia and of a library on Anaesthesia.	Do.	10,000	Par	10,000 0
Bombay Municipal Official Association	Donation from Municipal Official Association for awarding scholarships	4 per cent. Municipal Debentures	10,000	99-4	9,925 0
Dr. P. M. Mehta	Mrs. Chandangayri Punamchard Mohanlal Mehta Prize	3 1/2% Municipal Debentures	1,000	Par	1,000 0
K. E. M. Hospital	Donation for Poor Box Charity Fund at K. E. M. Hospital	Do.	4,11,600	Do.	4,00,431-1-6
		3 per cent. Conversion Loan 1946	10,000	Par	10,000 0
		Do.	18,600	Par	18,600 0
		Do.	2,000	Par	2,000 0
Messrs. Ardeshir Hormasji Dinshaw and Co., on behalf of the Advocate-General	Donation for the grant of warm clothing to patients discharged from the K. E. M. Hospital out of interest realised on securities.	4 per cent. Government Loan 1960-70	8,000	88 0	7,040 0
		4 per cent. Government Loan 1960-70	4,800	87 10	4,206 10
		3 per cent. Loan 1963-65	2,000	76 5	1,526 4
		4 per cent. Bombay Improvement Trust Debentures	4,000	98 0	3,920 0
		Do.	1,100	Par	1,100 0
		Clothing, Total Rs.	49,500		47,392 4
President, Dharmajirao Rokade Free Reading Room & Library	Donation for the Promotion of Education among the masses	3 per cent. Conversion Loan 1946.	900	Par	900 0
		Education Total Rs.	900		900 0
Mr. Mansukhlal Chaganlal	Donation towards the Poor Box Charity Fund at K. E. M. Hospital	4 per cent. Government Loan 1960-70	5,700	88 12	5,058 12
The Estate Agent, Bombay Improvement Trust on behalf of the staff.	Donation towards the Poor Box Charity Fund	4 Do. do. 1960-70	100	88 0	88 0
Mr. Malloo Baloo	Donation in memory of Bai Rajibai Malloo Yadav towards the Poor Box Charity Fund.	3 per cent. Municipal Debentures	1,000	Par	1,000 0
		Poor Box Charity, Total Rs.	6,800		6,146 12
		Carried forward Rs.	4,68,800		4,54,870-1-6

Appendix No. 16-C—(Concluded.)

Name of donor.	Object for which the endowment is given.	Particulars of Securities.	Face value. Rs.	Rate per cent. Rs. a.	Book value. Rs. a.
		Brought over Rs.	4,68,800		4,54,870-1-6
	<i>Convalescent Home.</i>				
		3 per cent. Conversion Loan 1946	6,400	92-13	5,940 0
		3 per cent. Conversion Loan 1946.	1,60,700	Par	1,60,700 0
		4 Do. Government Loan 1960-70	20,000	Par	20,000 0
		4 Do. Bombay Port Trust Debentures	4,000	Do.	4,000 0
		4 Do. Bombay Improvement Trust Debentures	24,000	Do.	24,000 0
		5 Do. Bombay Municipal Debentures	18,000	Do.	18,000 0
		3 Do. do. do.	38,000	Do.	38,000 0
		3½ Do. do.	2,200	Par	2,200 0
		3 Conv. Loan 1946	10,000	Do.	10,000 0
		3½ Bombay Municipal Debentures	10,000	Do.	10,000 0
		3% Conversion Loan 1946	12,700	93-7	11,866 9
		3½% Bombay Municipal Debentures	72,000	Par	72,000 0
		3½% Bombay State Development Loan 1962—	40,000	Do.	40,000 0
		4% Bombay Municipal Debentures	†58,200	Par	58,200 0
		Convalescent Home, Total Rs.	4,76,200		4,74,906 9
		3 per cent. Conversion Loan, 1946	38,600	Par	38,600 0
		Total Amount in Securities Rs.	9,83,600		9,68,376 10-6
		Cash held with the Imperial Bank of India Rs.	...		*242 11-3
		Grand Total Rs.	...		9,68,619 5-9
Dean, K.E.M. Hospital and purchased out of accumulated interest on the Securities held in the fund	Donation out of Poor Box Charity Fund for a Convalescent Home				
	<i>Blood Bank.</i>				
Seth Shantilal Mathuradas Parikh	Endowment for the maintenance of a Blood Bank (out of Rs.1 lac donated for construction and maintenance of Blood Bank.				

T. V. DORAISWAMY,
Chief Accountant.

* Cash Balance is in respect of Convalescent Home.

† Out of this debentures of the face value of Rs. 29,500 are held on behalf of B. Y. L. Nair Hospital.

V. L. GIDWANI,
Municipal Commissioner.

Income of the Bombay Municipal Corporation from the year

TAXATION PROPER										
Year.	Valuation.	House Rate.	General Tax.	Wheel Tax and Tolls.	Licences for Trades, Land Conveyances, Music, etc.	Town Duties.	Cotton Duty.	Liquor Licences.	Tobacco Licences.	Fire Rate.
	Ra. Gross Valuation.	Consolidated	Ra. Rate.	Ra.	Ra.	Ra.	Ra.	Ra.	Ra.	
1932-33	14,41,33,933	@ 11%	1,20,42,747	10,70,340	1,71,385	11,27,188	8,28,856	1,43,750	3,50,771	@ 1%
1933-34	14,32,51,802	Do.	1,22,45,281	10,57,393	1,69,759	14,02,738	8,86,189	1,43,750	2,54,247	Do.
1934-35	14,54,15,785	@ 12%	1,33,68,984	11,46,683	1,73,149	13,87,977	*758	1,43,750	3,65,150	Do.
1935-36	14,72,00,410	Do.	1,28,88,990	11,13,357	1,82,301	14,77,756		1,43,750	3,28,225	Do.
1936-37	13,31,56,299	@ 11%	1,26,18,595	10,74,038	1,92,968	14,48,130		1,43,750	3,93,000	Do.
1937-38	13,62,69,866	Do.	1,25,73,931	14,29,080	1,93,564	13,09,001		1,43,750	4,14,250	Do.
1938-39	13,48,69,247	Do.	1,36,06,715	13,69,662	2,09,522	15,52,261		1,43,750	1,58,970	Do.
1939-40	13,97,61,676	Do.	1,34,47,825	12,74,008	2,38,219	13,78,340				Do.
1940-41	14,14,61,189	Do.	1,38,54,785	13,59,332	2,33,806	14,24,031				Do.
1941-42	14,27,65,826	Do.	1,39,20,308	14,70,207	2,33,096	18,48,316				Do.
1942-43	14,63,63,848	Do.	1,47,94,959	18,14,308	2,32,983	14,82,649				Do.
1943-44	15,93,54,514	Do.	1,53,51,010	16,46,989	2,57,465	16,17,662				Do.
1944-45	16,00,98,370	Do.	1,59,44,469	17,58,787	2,62,101	19,40,054				Do.
1945-46	16,71,69,555	@ 12%	1,83,61,824	18,75,449	2,74,845	20,95,634				Do.
1946-47	17,14,40,860	@ 14%	2,14,07,728	19,39,863	2,68,634	16,18,470				Do.
1947-48	17,78,96,754	@ 14%	2,29,65,301	23,39,246	6,07,008	87,75,728				@ 1% From 1-4-1947
1948-49	19,38,46,730	@ 14%	2,37,30,441	25,30,685	8,67,342	62,21,527				@ 1% From 1-10-1947
1949-50	20,17,48,106	@ 14%	2,50,40,901	30,89,445	10,58,763	68,81,140				Do.
1950-51	20,35,42,407	@ 14%	2,61,90,737	38,80,736	10,26,568	67,62,787				Do.
1951-52	21,00,54,130	@ 14%	2,57,58,248	40,69,323	10,05,160	68,51,335				Do.
1952-53	21,99,08,994	@ 17%	3,22,51,699	41,08,243	11,31,060	69,92,348				Do.
1953-54	23,43,85,349	@ 17%	3,45,17,803	41,37,987	10,90,664	72,96,373				Do.

* Abolished with effect from 1-4-1934.
† As per S. C. R. No. 646, dated the 3rd October 1935.

T. V. DORAISWAMY,
Chief Accountant.

Appendix

Expenditure of the Bombay Municipal Corporation

Year.	General Superintendence.	Assessment and Collection.	Fire Brigade.	Public Works (Engineering) Department.	Public Health Department.	General Stores.	Pensions and Gratuities and Provident Fund.	Education.	Medical Relief.	Debt.	Contribution to Budget D
	Ra.	Ra.	Ra.	Ra.	Ra.	Ra.	Ra.	Ra.	Ra.	Ra.	Ra.
1932-33	3,85,083	4,66,482	3,02,499	55,88,550	31,25,898	62,292	8,16,812	32,45,592	17,13,017	1,33,53,226	...
1933-34	3,77,708	4,58,593	2,69,016	53,90,313	29,83,376	61,293	9,48,829	32,30,720	16,56,005	1,32,22,310	...
1934-35	3,12,069	4,53,999	2,94,402	50,68,619	29,08,983	62,330	9,85,621	32,02,997	16,48,684	1,25,93,943	...
1935-36	4,57,885	6,21,859	3,31,127	51,72,046	28,31,750	75,535	10,01,238	32,11,219	16,85,887	1,21,43,453	...
1936-37	4,73,635	6,35,879	3,56,413	53,03,448	28,66,924	76,752	10,58,470	33,86,264	17,96,734	1,19,45,222	...
1937-38	4,71,811	6,28,592	4,16,289	58,01,823	29,68,240	73,772	9,34,532	35,05,561	19,15,745	1,20,46,808	...
1938-39	5,23,131	6,58,051	3,40,593	59,84,010	29,85,995	74,450	11,70,589	36,44,231	19,51,873	1,21,88,098	...
1939-40	5,03,569	6,71,512	3,45,411	61,16,547	31,69,113	75,741	12,08,364	38,33,790	20,72,534	1,23,36,071	...
1940-41	5,17,249	7,50,916	3,36,242	63,91,043	32,92,424	73,870	12,47,477	41,76,076	21,11,929	1,24,94,111	...
1941-42	5,11,192	7,62,592	3,39,989	62,17,370	31,75,222	75,905	12,73,507	41,55,226	19,34,992	1,26,83,919	...
1942-43	5,29,154	7,71,691	3,30,152	60,10,818	32,21,516	76,290	12,74,070	42,41,771	20,62,631	1,25,66,415	...
1943-44	5,61,389	7,84,471	3,39,551	63,23,562	35,01,906	76,435	13,19,918	47,57,820	23,58,896	1,24,57,713	...
1944-45	5,79,837	7,88,907	3,47,768	69,55,431	35,55,521	83,096	13,58,305	53,85,510	24,14,403	1,24,88,638	...
1945-46	5,58,655	8,06,728	3,96,054	77,91,051	37,34,719	84,367	14,77,878	61,20,008	28,34,880	1,24,41,110	...
1946-47	7,72,645	8,81,317	5,38,505	78,41,842	50,26,744	1,03,181	18,43,104	70,60,722	27,40,313	1,23,57,002	...
1947-48	10,16,124	11,45,857	6,43,478	86,18,307	61,66,675	1,16,263	21,56,182	85,33,534	36,65,010	1,26,83,239	...
1948-49	10,95,735	12,54,892	8,85,966	1,28,97,027	69,45,720	1,25,330	21,99,272	99,67,434	48,01,853	1,31,19,033	...
1949-50	13,12,774	13,16,860	7,10,044	1,12,54,092	73,64,702	1,29,606	21,44,468	97,69,199	54,94,644	1,31,81,895	...
1950-51	13,67,713	12,97,943	7,42,700	1,23,13,134	79,44,516	1,38,794	23,26,943	1,02,85,106	63,36,012	1,39,45,162	...
1951-52	13,88,149	13,03,440	7,72,330	1,21,61,117	73,42,667	1,37,804	24,36,332	1,13,69,469	71,09,191	1,57,26,528	10,00,00
1952-53	14,90,681	13,78,895	7,82,425	87,05,404	1,11,48,484	1,59,425	23,39,377	90,35,823	78,65,585	1,88,48,872	12,96,074
1953-54	15,40,664	12,95,436	9,58,763	89,88,668	1,18,91,705	1,53,685	24,86,785	1,03,01,869*	74,98,754	2,09,54,663	13,14,471

* This comprises of contribution to wards Education Fund Rs. 92,48,465 and Expenditure on Secondary and higher Education Rs. 10,53,404.

T. V. DORAISWAMY,
Chief Accountant.

1932-33 to the close of the Financial year 1953-54.

Fire Tax.	SERVICES RENDERED.				MISCELLANEOUS.	Transfer from B.E.S.T. Fund.	Transfer from Post war reconstruction Fund	Total Income	Year.	Population by Census.	Incidence of Taxation per head of population.	Five years average annual income.	
	Total Taxation Proper.	Halakhore Tax.	Water Tax.	Total services rendered.	Returns from Property and Miscellaneous								
Rs.	Rs.	Rs.	Rs.	Rs.	Rs.	Rs.	Rs.	Rs.			Rs. a. p.	Rs.	
5,48,757	1,62,83,794	30,78,239	63,86,907	94,65,146	42,53,441			3,00,02,381	1932-33	1,161,383	22 2 9	3,15,57,228	
5,56,824	1,67,16,181	30,88,965	62,98,417	93,87,382	53,12,408			3,14,15,971	1933-34		22 7 7		
5,58,891	1,71,50,342	31,48,555	63,27,589	94,76,144	53,06,620			3,19,33,106	1934-35		22 14 10		
5,37,641	1,66,72,020	30,08,828	67,05,265	97,14,093	59,90,340			3,23,76,453	1935-36		22 11 6		
5,68,933	1,64,39,414	32,10,543	70,15,634	1,02,26,177	53,92,638			3,20,58,229	1936-37		22 15 4		
5,72,309	1,66,35,885	33,39,105	75,14,123	1,68,53,228	55,27,305			3,30,16,418	1937-38		23 10 8		
6,18,808	1,76,59,688	36,26,492	77,83,976	1,14,10,468	56,97,119			3,47,67,275	1938-39		25 0 6		
6,12,669	1,69,51,051	36,93,912	80,70,695	1,17,64,607	59,40,443			3,46,56,101	1939-40		24 11 7		
6,46,399	1,75,18,353	37,82,518	82,25,310	1,20,07,828	61,05,584			3,56,31,765	1940-41	1,489,883	19 13 2		3,49,67,653
6,33,068	1,81,04,995	37,55,679	86,29,048	1,23,84,727	62,76,481			3,67,66,203	1941-42		20 7 5		
6,67,934	1,89,92,833	38,74,536	91,31,751	1,30,06,287	69,02,821			3,89,01,941	1942-43		21 7 8		
6,97,400	1,95,45,526	41,21,425	1,00,15,685	1,41,37,110	67,40,897			4,03,98,533	1943-44		22 9 9		
7,24,083	2,06,29,494	43,02,628	1,10,25,653	1,53,28,281	70,19,841			4,29,77,616	1944-45		24 2 2		
7,68,451	2,33,76,203	46,58,271	1,26,78,923	1,73,37,194	80,24,055			4,87,37,452	1945-46		22 5 3		
7,69,020	2,60,03,715	48,03,155	1,47,74,520	1,95,77,675	81,00,024			5,36,81,414	1946-47		30 9 6		
8,45,384	3,55,32,667	48,54,811	1,34,81,288	1,83,36,099	1,23,00,476		8,36,638	6,70,05,880	1947-48		38 2 6		
12,31,631	3,45,81,626	59,63,233	1,32,65,684	1,83,28,917	1,50,87,663	5,00,000.	28,88,151	7,13,86,357	1948-49		35 8 1		
13,32,735	3,74,02,984	55,75,898	1,41,06,712	1,96,82,610	1,03,43,435	10,83,535	19,69,564	7,04,82,128	1949-50		33 5 1	7,16,01,744	
14,11,578	3,92,72,406	50,55,599	1,34,20,811	1,84,76,410	1,23,40,799	11,18,325	7,75,700	7,19,83,640	1950-51	23,25,945	24 13 3		
14,96,233	3,91,80,299	58,12,908	1,60,59,149	2,18,72,057	1,27,92,801	25,75,611	7,29,946	7,21,50,714	1951-52		26 6 2		
14,86,108	4,39,69,458	61,20,440	1,75,90,901	2,37,11,341	1,20,25,294	28,75,682		8,45,81,775	1952-53		30 4 1		
15,45,199	4,85,88,026	62,75,274	1,80,65,142	2,43,40,416	1,17,75,509	31,10,914		8,78,14,865	1953-54		31 8 10		

V. L. GIDWANI,
Municipal Commissioner.

No. 19.

from the year 1932-33 to the close of the financial year 1953-54.

Contribution to Improvement Schemes.	Public Gardens.	Measures for Civil Defence.	Dearness Allowances.	Epidemics including disinfection charges.	Slum Service.	Works Carried out of Post War Reconstruction Fund.	Miscellaneous.	Total	Year.	Five Years Average annual expenditure	
Rs.	Rs.	Rs.	Rs.	Rs.	Rs.	Rs.	Rs.	Rs.		Rs.	
23,52,242	1,57,884			65,982			5,33,558	3,21,69,117	1932-33	3,19,13,361	
(a) 32,84,740	1,57,141			67,759			4,43,796	3,25,51,599	1933-34		
33,39,680	1,45,748			69,968			5,32,016	3,16,19,059	1934-35		
33,42,690	1,34,179			69,030			2,15,609	3,12,97,539	1935-36		
32,22,391	1,35,584			64,436	4,14,500		1,92,837	3,19,29,489	1936-37		
34,40,225	1,35,807			71,497			3,36,482	3,27,48,184	1937-38		
34,29,454	1,56,189			73,545			3,04,181	3,34,84,350	1938-39		
37,11,006	1,76,458		57,522	89,031			3,77,367	3,47,44,038	1939-40		3,45,63,300
35,73,077	1,78,329		2,98,560	73,624			4,03,477	3,59,18,406	1940-41		
36,88,945	1,65,322		3,08,010	74,621			5,54,709	3,59,21,521	1941-42		
(a) 24,69,485	1,67,090	11,55,548	9,72,830	62,514			5,53,473	3,64,65,448	1942-43		
(b) 26,26,997	1,95,468	3,81,622	24,45,180	99,097			8,66,424	3,90,96,449	1943-44		
27,26,785	2,33,365	69,936	34,60,430	94,086			7,53,269	4,12,95,287	1944-45		
28,36,497	2,29,733	1,43,407	42,86,690	92,223			54,79,001	4,93,13,002	1945-46		
9,99,589	2,50,306	Cr. 23,189	57,43,782	97,661			29,58,806	5,11,92,330	1946-47		
29,96,319	2,86,817	68,079	66,91,158	1,50,771		3,69,003	13,05,858	5,66,12,674	1947-48		
31,71,923	3,80,474		96,31,083	2,83,234		4,33,714	16,86,538	6,88,79,228	1948-49		
32,91,464	4,34,262		1,08,87,908	3,32,234		19,57,718	14,40,408	7,10,22,278	1949-50	7,01,25,368	
34,63,721	4,68,788		1,12,58,978	4,47,034		10,90,323	14,05,868	7,48,32,735	1950-51		
36,28,232	4,99,873		1,10,21,951	4,59,660		5,04,689	24,18,493	7,92,79,925	1951-52		
35,83,626	5,37,053		1,16,76,644	3,38,795		2,97,973	28,00,525	8,22,85,661	1952-53		
36,99,386	5,90,432		1,15,47,541	7,09,299		2,520	20,72,202	8,60,06,843	1953-54		

(a) Includes Rs. 19,94,913 on account of increased contribution payable towards Improvement Schemes due to the amalgamation of the City Improvement Trust with the Municipality with effect from 1-10-1938 under Bombay Act XIII of 1933.

(b) The contribution is reduced by Bombay Act No. XVI of 1942.

V. L. GIDWANI,
Municipal Commissioner.

Appendix No. 20.

Contrasted Statement of income and Expenditure of the Bombay Municipal Corporation
from 1932-33 to 1953-54.

Year.	Income.	Expenditure.	DIFFERENCE	
			Surplus.	Deficit.
	Rs.	Rs.	Rs.	Rs.
1932-1933	3,00,02,381	3,21,69,117	...	21,66,735
1933-1934	3,14,15,971	3,25,51,599	...	11,35,628
1934-1935	3,19,33,106	3,16,19,059	3,14,047	...
1935-1936	3,23,76,453	3,12,97,539	10,78,914	...
1936-1937	3,20,58,229	3,19,29,489	1,28,740	...
1937-1938	3,30,16,418	3,27,48,184	2,68,234	...
1938-1939	3,47,67,275	3,34,84,350	12,82,925	...
1939-1940	3,46,56,101	3,47,44,038	...	87,937
1940-1941	3,56,31,765	3,59,18,406	...	2,86,641
1941-1942	3,67,66,203	3,59,21,521	8,44,682	...
1942-1943	3,89,01,941	3,64,65,448	24,36,493	...
1943-1944	4,03,98,533	3,90,96,449	13,02,084	...
1944-1945	4,29,77,616	4,12,95,287	16,82,329	...
1945-1946	4,87,37,452	4,93,13,002	...	5,75,550
1946-1947	5,36,81,414	5,11,92,330	24,89,084	...
1947-1948	† 6,70,05,880	†† 5,66,12,674	1,03,93,206	...
1948-1949	(a) 7,13,86,357	(b) 6,88,79,228	25,07,129	...
1949-1950	(c) 7,04,82,128	(d) 7,10,22,278	...	5,40,150
1950-1951	(e) 7,19,83,640	(f) 7,48,32,735	...	28,49,095
1951-1952	(g) 7,71,50,714	(h) 7,92,79,925	...	21,29,211
1952-1953	8,45,81,775	(i) 8,22,85,661	22,96,114	...
1953-1954	8,78,14,865	(j) 8,60,06,843	18,08,022	...

† Includes (i) Transfer from P. W. R. Fund Rs. 8,36,638

(ii) Grant-in-aid from Government Rs. 30,00,000

†† Includes expenditure of Rs. 3,69,003 incurred on works carried out of P. W. R. Fund.

(a) Includes (i) Transfer from P. W. R. Fund Rs. 28,88,151

(ii) Grant-in-aid from Government Rs. 50,00,000

(b) Includes expenditure of Rs. 4,33,714 incurred on works carried out of P. W. R. Fund.

(c) Includes (i) Transfer from P. W. R. Fund Rs. 19,69,564.

(d) Includes expenditure of Rs. 19,57,718 incurred on works carried out of P. W. R. Fund.

(e) Includes Transfer from P. W. R. Fund Rs. 7,75,700.

(f) Includes expenditure of Rs. 10,90,323 on works carried out of the amount transferred out of the P. W. R. Fund.

(g) Includes transfer from P. W. R. Fund Rs. 7,29,946.

(h) Includes expenditure of Rs. 5,04,689 on works carried out of the amount transferred out of the P. W. R. Fund.

(i) Includes expenditure of Rs. 2,97,973 on works carried out of the amount transferred out of P. W. R. Fund.

(j) " " " 2,520

Do.

T. V. DORAISWAMY,
Chief Accountant.

V. L. GIDWANI,
Municipal Commissioner.

Appendix No. 21
IMPROVEMENT SCHEMES
General Financial Statistics

Particulars.	1949-50.	1950-51.	1951-52.	1952-53.	1953-54.
GENERAL ACCOUNT.	Rs.	Rs.	Rs.	Rs.	Rs.
<i>Receipts.</i>					
1. Land Revenue ...	60,73,457	59,44,342	60,75,122	63,57,952	68,13,236
2. Municipal contribution ...	32,91,464	34,63,721	36,28,232	35,83,626	36,99,387
3. Tobacco Duty ...	10,00,000	10,00,000	10,00,000	7,41,617	10,00,000
4. Miscellaneous ...	6,57,261	6,26,451	6,46,306	6,06,009	5,91,940
	1,10,22,182	1,10,34,514	1,13,49,660	1,12,89,204	1,21,04,563
<i>Expenditure.</i>					
5. Maintenance of Properties and Streets ...	34,54,793	37,08,918	33,21,217	43,30,851	45,47,960
5A. Proportionate charges on Account of cost of management and Establishment and of Municipal Supervision to be adjusted hereafter	1,23,318	82,716	33,614
5. Debt Charges ...	76,26,029	77,37,986	76,46,742	75,88,779	76,15,355
7. Repayment of excess amount received on account of Contribution from Municipal Corporation
	1,10,80,822	1,14,46,904	1,10,91,277	1,20,02,346	1,21,96,229
Less—Proportionate charges on Account of management and Establishment and Municipal Supervision for the previous year adjusted during this year ...				1,23,318	82,716
				1,18,79,028	1,21,14,213
8. Surplus (+) or Deficits (—) ...	—58,640	—4,12,390	+2,58,383	—5,89,824	—9,650
<i>Loans.</i>					
9. Debt outstanding ...	15,53,50,802	15,47,09,175	15,40,45,705	15,33,59,648	15,26,50,235
10. Redemption and Sinking Funds in hand or invested ...	4,65,11,835	4,40,09,506	4,65,64,237	4,92,30,611	5,20,50,061
11. Net Loan Debt ...	10,88,38,967	11,06,99,669	10,74,81,468	10,41,29,037	10,06,36,171

T. V. DORAISWAMY,
Chief Accountant.

V. L. GIDWANI,
Municipal Commissioner.

Appendix No. 22
IMPROVEMENT SCHEMES
General Account for the year ending 31st March 1954

Particulars.	Amount.	Particulars.	Amount.
	Rs.		Rs.
To Revenue expenditures as per Appendix No. 24 ...	1,21,14,213	By Revenue Receipts as per Appendix No. 23 ...	1,21,04,563
		Balance being deficits for the year (Transferred to Capital Account Balance Sheet) ...	9,650
Total ...	1,21,14,213	Total ...	1,21,14,213

T. V. DORAISWAMY,
Chief Accountant.

V. L. GIDWANI,
Municipal Commissioner.

Appendix No. 23
IMPROVEMENT SCHEMES
GENERAL ACCOUNT
INCOME

Statement showing the Net Receipts during the Financial year 1953-54 from all sources as contrasted with the Original Budget Estimate.

Particulars.	Budget Estimate for 1953-54.	Revised Estimate for 1953-54.	Actuals for 1953-54.	Actuals for 1952-53.	Compared with the Original Estimate	
					More.	Less
	Rs.	Rs.	Rs.	Rs.	Rs.	Rs.
I.—RENTS AND OTHER PROCEEDS OF PROPERTIES—						
(1) Lands comprised in Schedule W	5,56,540	5,60,291	5,71,847	5,60,480	15,307	
(2) Do. do. X	1,32,448	1,33,613	1,32,485	1,28,934	37	
(3) Do. do. Y	1,05,508	1,05,758	1,01,327	1,06,646		4,181
(4) Do. do. Z	204	204	204	204		
(5) Other Lands and Buildings	57,03,170	56,04,432	60,07,373	55,61,688	3,04,203	
	64,97,870	64,04,298	68,13,236	63,57,952	3,19,547	4,181
II.—Contribution from the Municipal Corporation under Section 125(2)(d) of the Municipal Act	39,11,482	36,99,386	36,99,387	35,83,626		2,12,095
III.—Receipts on account of Tobacco Duty	10,00,000	10,00,000	10,00,000	7,41,617		
IV.—Interest and Profit on Investments	5,80,000	5,40,000	5,25,530	5,32,383		54,470
V.—Miscellaneous Receipts	29,000	28,000	66,410	73,626	37,410	
Total Income	1,20,18,352	1,16,71,684	1,21,04,563	1,12,89,204	3,56,957	2,70,746

T. V. DORAISWAMY,
Chief Accountant.

V. L. GIDWANI,
Municipal Commissioner.

Appendix No. 24
IMPROVEMENT SCHEMES

GENERAL ACCOUNT

EXPENDITURE

Statement showing the Actuals as compared with the Final Sanctioned Grants for 1953-54.

Particulars.	Final grants sanctioned for expenditure during 1953-54.	Actuals for 1953-54.	FINAL GRANTS COMPARED WITH THE ACTUALS.		Actuals for 1952-53.
			Amount required to be renewed in 1954-55.	Savings.	
	2	3	4	5	6
	Rs.	Rs.	Rs.	Rs.	Rs.
A.—Maintenance of Properties and Streets.					
(a) Maintenance of Properties—					
I—Lands comprised in Schedule W	2,18,622	2,15,999	707	1,916	2,19,725
II—Do. do. X	51,905	48,103	2,076	1,730	52,490
III—Do. do. Y	40,180	37,365	...	2,815	39,243
IV—Do. do. Z	78	76	...	2	81
V—Other Lands and Buildings—					
(1) Schemes	21,84,238	20,06,800	1,30,687	46,751	21,19,268
(2) Chawls Permanent	27,51,736	14,25,943	8,68,164	4,57,679	11,81,472
(3) S. P. Sheds	6,10,406	4,66,726	88,505	55,175	4,13,736
(4) Purchase of plant & Machinery	76	76	224
VI—Preliminary expenses in connection with the preparation of plans & Estimates for building works	1,000	1,000	...
VII—Preliminary expenses (trial pits) in connection with the preparation of plans and estimates for construction works other than buildings, sewers, and S. W. Drains, etc.	2,000	2,000	...
(b) Maintenance of Streets	4,78,304	3,46,242	1,13,800	18,262	3,03,868
(c) Preliminary expenses in connection with the Improvement of Slum areas	38,678	709	2,000	35,969	44
Total A.	63,77,274	45,47,960	12,05,939	6,23,375	43,30,851
Proportionate charges on account of cost of management and Establishment to be adjusted hereafter	...	33,614	...	33,614	82,716
B.—Cost of Management and Establishment.					
(a) Corporation and Standing Committees	25,336	24,075	320	941	25,035
(b) Deputy Municipal Commissioner's Office Establishment	41,180	38,973	402	1,805	38,455
(c) Audit and Accounts Establishment	53,372	52,477	18	877	48,150
(d) Estates and Land Management Department	6,33,750	5,18,705	62,148	52,897	5,14,676
(e) City Engineer's Department	3,25,389	2,59,631	1,550	64,208	2,40,542
(f) General Stores	2,860	2,799	...	61	2,573
(g) Incidental Expenses	3,46,793	2,89,031	43,037	14,675	2,41,741
(h) Dearness Allowance (Grain Compensation)	9,27,494	8,92,173	5,000	30,321	8,92,677
Total B.	23,56,174	20,77,914	1,12,475	1,65,785	20,03,849
C.—Proportionate charge on account of Municipal Supervision	4,09,753	2,75,336	30,000	1,04,417	2,64,723
Total B and C	27,65,927	23,53,250	1,42,475	2,70,202	22,68,572
Deduct—					
Charged to Capital Account	7,13,683	2,98,055	2,28,339
Charged to General Account for the current year	21,34,951	21,04,297	20,80,835
Amount to be adjusted hereafter	...	33,614	...	33,614	82,716
Deduct—					
Charges for the previous year adjusted during this year.	28,48,644	24,35,966	23,91,890
D.—Debt Charges.					
I.—Interest on Loans	65,32,446	63,35,447	1,71,075	25,924	63,32,227
II.—Appropriation for reduction or avoidance of Debt	12,79,908	12,79,908	12,56,552
Total D.	78,12,354	76,15,355	1,71,075	25,924	75,88,779
Grand Total	1,41,89,628	1,21,14,213	15,19,489	5,55,926	1,18,79,028

* Rs. 1,42,475 represent expenditure on account of cost of Management and Establishment including Municipal Supervision to be allocated at the end of the year.

† This includes Rs. 21,04,297 and 82,716 being the share of cost of Management and Establishment chargeable to General Account for the current and previous year respectively and excludes Rs. 33,614 to be adjusted.

T. V. DORAISWAMY,
Chief Accountant.

V. L. GIDWANI,
Municipal Commissioner.

Appendix No. 25
IMPROVEMENT SCHEMES

Balance Sheet—(Capital Account) as on 31st March 1954

LIABILITIES	Rs.	ASSETS	Rs.
LOANS OUTSTANDING—		BLOCK ACCOUNT—	
(Vide details as shown in Appendix No. 29) ...	15,26,50,234-8-0	Property and Assets at original cost as per Appendix No. 26 ...	20,65,77,945-2-7
Book value of lands comprised in Schedules "W" and "X" ...	47,58,490-0-0	Book value of lands comprised in Schedules "W" and "X" as per Appendix No. 27 (Section 91A of the Municipal Act) ...	47,58,490-0-0
SURPLUS—		INVESTMENT RESERVE FUND—	
Extraordinary receipts—		In Securities:—	Face Value Rate % Actual cost.
Investment Reserve Fund	56,45,202-2-9	3 per cent. Bombay Municipal Debentures ...	21,79,200 Par 21,79,200-0-0
Transfer of Sinking Fund Accumulations in respect of Rs. 370 lakhs loan	25,07,830-0-0	3½ Do. Do. ...	57,300 " 57,300-0-0
Special grants from the Government of India	54,00,000-0-0	3½ per cent. Bombay Municipal Debentures	2,00,000 85-14-0 1,71,750-0-0
Premia on loan raised in 1935-36	30,000-0-0	3 per cent. Conversion Loan 1946	5,32,100 " 5,32,100-0-0
Sale proceeds of Lands and Buildings—		Do. Do.	4,52,300 101-0 4,56,823-0-0
Sale proceeds up to 31st March 1953	6,52,73,938-0-8	Do. Do.	16,700 108-15 16,856-9-0
Sale proceeds during 1953-54	14,37,202-0-8	3 per cent. Loan 1963-65	4,02,300 " 98-0 3,94,254-0-0
	6,67,11,140-1-4	4 per cent. Bombay Improvement Trust Debentures	10,39,800 92-12 9,64,414-8-0
Sinking Fund on Loans	5,20,14,064-0-4	4% Loan 1960-70	3,87,600 103-0 3,99,228-0-0
Loans Redemption Fund	1,11,93,754-9-0	Do. Do.	2,12,400 88-7 1,87,841-4-0
	6,32,07,818-9-4	Do. Do.	26,400 87-10 23,133-0-0
	14,35,01,990-13-5	Do. Do.	78,000 92-8 72,150-0-0
Deduct—		Do. Do.	8,400 88-0 7,392-0-0
Revenue Deficit		Do. Do.	10,700 97-5 10,412-7-0
Deficits upto 31st March 1953	2,09,61,724-1-11	3½ per cent. Bombay Municipal Debentures	31,300 Par 31,300-0-0
Deficit during 1953-54	9,650-10-10	4 per cent. Bombay Municipal Debentures	1,41,000 Par 1,41,000-0-0
	2,09,71,374-12-9		57,75,500 56,45,154-12-0
	12,25,30,616-0-8	In Cash	47-6-9
			56,45,202-2-9
Total Rs. ...	27,99,39,340-8-8	SINKING FUND—	
		As per Appendix No. 28	
		In Securities and Cash	* 5,20,14,064-0-4
		CAPITAL FUNDS—	
		In Securities:—	Face Value Rate % Actual cost.
		4½ per cent. Bombay Improvement Trust Debentures ...	22,14,300 Par 22,14,300-0-0
		3 per cent. Bombay Municipal Debentures	400 " 400-0-0
		6 per cent. Bombay Improvement Trust Debentures...	39,32,600 " 39,32,600-0-0
		3 per cent. Conversion Loan 1946	8,600 " 8,600-0-0
		Do. Do.	1,77,500 100-15 1,79,164-1-0
		Do. Do.	78,700 101-0 79,487-0-0
		Do. Do.	43,500 99-12 43,391-4-0
		2½ Per cent. Loan 1962	12,39,000 Par 12,39,000-0-0
			76,94,600 76,96,942-5-0
		In Cash fixed and call deposits	32,46,696-14-0
			† 1,09,43,639-3-0
		Total Rs. ...	27,99,39,340-8-

* For Face, Book and Market Values of Securities held in the Sinking Funds on 31st March 1954, please see Appendix No. 30.

† Against this, there is a liability to the extent of Rs. 15,19,489 on account of outstanding charges for 1953-54 and previous years payable in the year 1954-55.

T. V. DORAISWAMY,
Chief Accountant.

V. L. GIDWANI,
Municipal Commissioner.

MANUJU L. V.
Municipal Commissioner.

MANUJU L. V.
Municipal Commissioner.

Appendix No. 26
IMPROVEMENT SCHEMES

Block account showing details of Capital Expenditure upto 31st March 1954.

Particulars.	Total Capital Expenditure upto 31st March 1953.	Expenditure during 1953-54.	Total Capital Expenditure upto 31st March 1954.	Particulars.	Total Capital Expenditure upto 31st March 1953.	Expenditure during 1953-54.	Total Capital Expenditure upto 31st March 1954.
	Rs.	Rs.	Rs.		Rs.	Rs.	Rs.
CAPITAL ACCOUNT.				Brought over	19,11,79,240	29,39,385	19,41,18,625
Improvement and Street Schemes—				Police Accommodation Schemes.			
Schedule W Lands	13,45,571	...	13,45,571	Scheme No.			
Schedule X Lands	16,26,471	...	16,26,471	14 First Nagpada	84,450	...	84,450
Schedule Z Lands	8	...	8	16 Wodehouse Road	3,22,667	...	3,22,667
Scheme No.				17 Duncan Road	58,981	...	58,981
1 First Nagpada	29,16,099	...	29,16,099	18 Shepherd Road	36,223	...	36,223
2 Princess Street	85,08,865	...	85,08,865	19 Agripada	1,79,120	...	1,79,120
3 Sandhurst Road	1,13,79,105	...	1,13,79,105	23 Connaught Road	79,495	...	79,495
4 Gamdevi	22,88,002	...	22,88,002	24 Princess Street	2,65,953	...	2,65,953
5 Dadar-Matunga	1,00,49,440	...	1,00,49,440	25 Gamdevi	1,29,407	...	1,29,407
6 Sion-Matunga	1,25,78,495	4,26,624	1,30,05,119	34 Lamington Road	4,61,024	...	4,61,024
7 Colaba Reclamation	4,78,538	...	4,78,538	35 Sandhurst Road West	1,46,104	...	1,46,104
8 Mandvi-Koliwada	26,52,501	...	26,52,501	39 Sandhurst Road East	7,58,893	...	7,58,893
11 Agripada	3,127	...	3,127	40 Byculla	8,28,411	...	8,28,411
13 Souter Street Extension—				44 Maharbaudi	2,71,434	...	2,71,434
East-wards	68,102	...	68,102	45 Palton Road	5,71,492	...	5,71,492
27 Mathew Road	14,11,129	...	14,11,129	46 Naigaum	5,69,142	...	5,69,142
29 Nowroji Hill	85,33,018	...	85,33,018	48 Mahim	4,53,032	...	4,53,032
30 Souter Street Extension—				55 Chinchbunder Road	4,32,656	...	4,32,656
West-wards	1,30,512	...	1,30,512	55A Mazgaon	4,53,560	...	4,53,560
31 Parel	91,04,651	...	91,04,651	63 King's Circle (Matunga)	4,82,185	...	4,82,185
32 East Agripada	50,52,935	...	50,52,935	67 Naigaum (for Armed Police and Recruits)	24,42,031	...	24,42,031
33 Bhatwadi	3,28,433	...	3,28,433	70 Arthur Road	1,58,357	...	1,58,357
36 Lamington Road	2,91,191	...	2,91,191		91,84,617		91,84,617
37 Sydenham Road	1,40,40,321	9,425	1,40,49,746	Mill Company's Chawl Schemes.			
41 Undria Street	5,72,800	...	5,72,800	Scheme No.			
43 Parel Road Central	38,97,348	...	38,97,348	42 Spring Mills	5,18,990	...	5,18,990
47 Parel Road Northern	52,96,220	...	52,96,220	51 Century Mills	1,29,980	...	1,29,980
49 Nepean Sea Road—Reclamation	3,053	...	3,053	65 David Mills	2,96,852	...	2,96,852
50 Mazgaon Street	32,89,689	...	32,89,689		9,45,822		9,45,822
52 Worli Street	2,42,51,175	3,36,389	2,45,87,564	Miscellaneous.			
53 Foras Road	36,82,009	...	36,82,009	Survey of the Island of Bombay...	1,06,046	...	1,06,046
54 Kolbhatwadi	21,79,254	...	21,79,254	Administrative Offices, etc.—			
56 Dharavi Street	92,19,475	1,45,750	98,65,225	Building on Esplanade Road near Queen's Statue	3,21,562	...	3,21,562
57 Sewri-Wadala	2,30,43,328	3,00,235	2,33,43,563	Engineer's Office at Matunga	1,38,468	...	1,38,468
58 Worli-Extension	58,56,169	4,30,169	62,86,338	Central Stores at the back of Frere Fletcher School	15,656	...	15,656
59 Sewri-Koliwada	5,50,563	...	5,50,563	Store yard at Agripada, etc.	83,801	...	83,801
60 Naigaum Street	75,97,646	4,540	76,02,186	Workshop for Motor Lorries at Agripada	90,368	...	90,368
61 Fergusson Road	15,68,030	...	15,68,030	Tools and Plant	559	...	559
62 Love Lane	16,18,731	...	16,18,731	Refund of preliminary expenses to Government	38,019	...	38,019
66 Mahaluxmi	4,86,705	...	4,86,705	Preliminary expenses in connection with the Improvement of slum areas	68,816	...	68,816
69 Widening of Byculla Bridge...	7,20,290	...	7,20,290		8,63,295		8,63,295
71 Chaupati Street	24,085	...	24,085	Discount on Loans	14,53,359	...	14,53,359
Chaupati Reclamation	1,889	...	1,889	Expenses in connection with the Loan of Rs. 10 lakhs	12,227	...	12,227
East Chaupati Estate	4,380	...	4,380		14,65,586		14,65,586
Lump Provision for granting loans to erect buildings on Imp. Scheme lands as provided under Section 354W of the Municipal Act, 1947	13,588	18,166	31,754	Grand Total	20,36,38,560	* 29,39,385	20,65,77,945
72 Tripartite Road	2,26,875	Cr. 191	2,26,684				
73 Palton Road	6,42,691	15,142	6,57,833				
74 Sion Overbridge	92,077	...	92,077				
Lump Provision for Acquisition	6,136	...	6,136				
Lump Provision for Housing Accommodation to the Poorer Classes	24,24,872	6,80,798	31,05,670				
Housing of squatters on land near Mankhurd Railway Station	6,07,199	1,13,151	7,20,350				
Housing of squatters on land near Jogeshwari	1,603	3,78,424	3,80,027				
76 Lohar Chawl Gully	2,649	80,320	82,969				
77 Housing Accommodation For Fishermen at Mahim causeway	7,197	443	7,640				
Carried forward	19,11,79,240	29,39,385	19,41,18,625				

* This figure includes Rs. 2,98,055 being the share of cost of Management and Establishment chargeable to Capital Account.

T. V. DORAISWAMY,
Chief Accountant.

V. L. GIDWANI,
Municipal Commissioner.

Appendix No. 27.

IMPROVEMENT SCHEMES.

Statement showing Capital value of Scheduled Lands as specified in the Schedules W, X, Y and Z annexed to Act XIII of 1933.

Properties.	Area.	Book value.	Total Amount.
	Sq. yds.	Rs.	Rs.
SCHEDULE "W".			
The Flats	12,52,834	1,14,191	
The Kennedy Sea Face	4,447	...	
<i>(Cooperage Plot resumed by Government)</i>			
The Marine Lines Estate	32,825	3,28,250	
<i>(Marine Lines Maidan resumed by Government).</i>			
The Wellington Lines Plot	44,038	4,40,380	
The Wodehouse Road Plot	41,580	4,15,800	
The Hornby Road Plot	41,774	8,35,480	
The Triangular Plot South of Crawford Market	7,707	1,54,140	
The Plot North of Municipal Offices	6,811	2,04,330	
The Chaupati West Estate	1,11,276	6,37,320	
The Chaupati East Estate	4,789	47,890	
The Parcel Estate	30,804	99,000	
			32,76,781
SCHEDULE "X".			
The Connaught Road Estate	13,858	77,237	
The West Agripada Estate	2,27,971	6,64,534	
The Central Agripada Estate	2,911	10,528	
The East Agripada Estate	65,885	6,38,426	
The Lands at Matunga	86,187	90,984	
			14,81,709
SCHEDULE "Y".			
The Nepean Sea Road Plot	2,014		
The Colaba Reclamation	46,580		
SCHEDULE "Z".			
The Hornby Road Plot	3,250		
			47,58,490

T. V. DORAISWAMY,
Chief Accountant.

V. L. GIDWANI,
Municipal Commissioner.

Appendix No. 28.

IMPROVEMENT, SCHEMES.

SINKING FUND.

Statement showing the actual Investments on account of the Sinking Fund of different Improvement Trust Loans upto 31st March 1954 compared with the amounts which should have accumulated upto that date on the basis of the fixed Instalments and the sums set aside as Sinking Fund as at 31st March 1954.

NAME OF LOAN.	Amount raised.	When raised.	When repayable.	Amount of Half Yearly Sinking Fund Instalment.	Amount of Sinking Fund which should have accumulated upto 31st March 1954 at Compound Interest.
	2	3	4	5	6
	Rs.			Rs.	Rs.
4½ per cent. basis.					
5 per cent. Debenture Loan	40,00,000	10th November 1919	{ 1st November 1957 1st November 1979	6,696	10,53,657
6 Do. do.	(a) 70,00,000	30th April 1920	{ 1st April 1935 1st April 1980	21,002	14,35,296
4½ Do. do.	45,00,000	20th February 1922	20th February 1982	7,533	10,55,917
4½ Do. do.	52,00,000	2nd October 1922	2nd October 1982	8,708	11,50,239
4½ Do. do.	8,00,000	22nd January 1923	22nd January 1983	1,340	1,77,057
4½ Do. do.	82,00,000	Do.	Do.	13,727	18,13,837
4½ Do. do.	30,00,000	14th March 1923	14th March 1983	5,022	6,63,565
4½ Do. do.	40,00,000	2nd November 1923	2nd November 1983	6,696	8,33,319
4½ Do. do.	20,00,000	2nd January 1924	2nd January 1984	3,348	4,16,657
4½ Do. do.	29,00,000	5th March 1924	5th March 1984	4,855	6,04,200
4½ Do. do.	20,00,000	1st November 1924	1st November 1984	3,348	13,92,045
4½ Do. do.	60,00,000	10th November 1924	10th November 1984	10,044	11,76,143
4½ Do. do.	20,00,000	2nd January 1925	2nd January 1985	3,348	3,92,045
4½ Do. do.	20,00,000	2nd October 1925	2nd October 1985	3,348	3,68,505
4½ Do. do.	15,00,000	2nd November 1925	2nd November 1985	2,511	2,76,379
4½ Do. do.	35,00,000	2nd January 1926	2nd January 1986	5,859	6,44,884
	Rs. 5,86,00,000			1,07,382	1,24,53,765
4 per cent. basis.					
4 per cent. Rupee Coupon Debenture Loan	50,00,000	1st November 1899	1st November 1959	10,564	(b) 39,17,977
4 Do. do.	30,00,000	6th September 1901	6th September 1961	6,280	21,48,340
4 Do. do.	30,00,000	15th July 1902	15th July 1962	6,280	20,52,725
4 Do. do.	60,00,000	20th August 1903	20th August 1963	12,560	39,21,629
4 Do. do.	50,00,000	7th September 1904	7th September 1964	10,493	(c) 31,20,365
4 Do. do.	30,00,000	12th September 1905	12th September 1965	6,280	17,87,585
5 Do. do.	25,00,000	17th September 1926	{ 16th September 1956 16th September 1986	5,233	5,00,654
	Rs. 2,75,00,000			57,690	1,74,49,275
3½ per cent. basis.					
4 per cent. Debenture Loan	Rs. 25,00,000	4th October 1927	{ 4th April 1961 4th October 1970	12,695	10,62,638
4 per cent. basis.					
4 per cent. Debenture Loan	20,00,000	2nd October 1906	2nd October 1966	6,148	(d) 12,51,006
Do. do.	15,00,000	24th September 1907	24th September 1967	4,610	9,01,826
Do. do.	30,00,000	8th September 1908	8th September 1968	9,219	17,32,525
4 per cent. Sterling Coupon Debenture Loan (£5,66,600)	84,99,000	1st July 1909	1st July 1969	25,654	47,24,635
4 Do. do. (£3,33,000)	49,95,000	1st July 1910	1st July 1970	15,077	26,65,741
4 per cent. Debenture Loan	25,00,000	28th August 1912	28th August 1972	7,683	12,24,222
4 Do. do.	18,00,000	26th August 1913	26th August 1973	5,532	8,44,795
4 Do. do.	50,00,000	4th August 1914	4th August 1974	15,365	22,47,515
4 Do. do.	25,00,000	3rd January 1916	3rd January 1976	7,683	10,75,832
3½ Do. do.	10,00,000	31st January 1936	14th March 1966	21,019	(e) 4,92,872
	Rs. 3,27,94,000			1,17,990	1,71,60,969
Grand Total Rs.	12,13,94,000			Total	1,48,12,647

	Amount actually invested upto 31st March 1954.				Amount of interest accrued upto 31st March 1954 collected and invested in 1954-55	Total of Columns 5 and 6.
	Amount of Sinking Fund invested upto 31st March 1953.	Sinking Fund Instalments paid in 1953-54	Interest, etc. accumulations invested in 1953-54	Total.		
	Rs. a. p.	Rs. a. p.	Rs. a. p.	Rs. a. p.		
Sinking Funds	4,92,30,611 0 4	5,70,495 0 0	22,12,958 0 0	5,20,14,064 0 4	Rs. a. p.	Rs. a. p.
Less-withdrawn for repayment of Loans						
Total Sinking Fund				5,20,14,064 0 4		
In Public Securities as detailed in Appendix No. 30				5,20,13,856 13 2		
In Cash with the Imperial Bank of India.				207 3 2		
Total Rs.				5,20,14,064 0 4	1,14,360 0 1	5,21,28,424 0 5

(a) Out of Rs. 70 lakhs Loan Debentures for Rs. 4 lakhs held by the public were repaid on 1-4-35 under the option reserved to the Corporation, leaving balance of Rs. 66 lakhs. The amount of half-yearly Sinking Fund instalment has been changed with effect from 1-4-35 from Rs. 12,002 to Rs. 21,002 as under:-

The usual half-yearly S.F. instalment
 Half yearly interest at 4½% on the portion of Rs. 4 lakhs repaid out of S.F. accumulations
 (b) 16 instalments of Rs. 10,240 each and the rest at Rs. 10,564.
 (c) 5 instalments of Rs. 10,240 each and the rest at Rs. 10,493.
 (d) 1 instalment of Rs 6,037 and the rest at Rs. 6,148.
 (e) This amount to be invested annually.

Rs. 12,002
 " " 9,000
 Rs. 21,002

* Calculations have been based on one instalment less.
 † All Sinking fund Instalments are re-arranged with effect from 1943-44.

†† The market value of these securities on 31st March 1954 is Rs. 5,21,54,383-4-0 as shown in Appendix No. 30 and after adding the Cash balance of Rs. 207-3-2 and the interest accrued on the securities upto 31st March 1954 amounting to Rs. 1,14,360-0-1 the total amount of Sinking Fund is Rs. 5,22,68,950-7-3.

T. V. DORAISWAMY,
 Chief Accountant.

V. L. GIDWANI,
 Municipal Commissioner.

**Appendix
IMPROVEMENT**

Statement showing outstanding Loans of the Bombay Improvement Trust due by the payable for the year 1953-54, the amount paid during the year and the

No.	Particulars of Loans	Amount raised.	Balance due on 1st April 1953.	Rate of Interest	Amount raised in 1953-54.	Total.
		Rs. a. p.	Rs. a. p.		Rs. a. p.	Rs. a. p.
Loans raised from Government.						
	Consolidated Loan in respect of Converted Loans 1937-38, Rs. 35 lakhs Loan, and Rs. 8 lakhs Loan	4,17,94,178 1	3,23,65,647 12 0	3.3759 per cent.		3,23,65,647 12 0
			3,31,797 0 0	4% Do.		3,31,797 0 0
	45 lakhs Loan 1922	45,00,000 0	41,68,203 0 0	4% Do.		41,68,203 0 0
	52 lakhs Loan October 1922	52,00,000 0				
	8 lakhs Loan 22nd January 1923	8,00,000 0	12,68,203 0 0	5% Do.		12,68,203 0 0
	82 lakhs Loan 22nd January 1923	82,00,000 0	1,59,31,797 0 0	4% Do.		1,59,31,797 0 0
	30 lakhs Loan 14th March 1923	30,00,000 0				
	40 lakhs Loan 2nd November 1923	40,00,000 0	8,00,000 0 0	5% Do.		8,00,000 0 0
	20 lakhs Loan 2nd January 1924	20,00,000 0	81,00,000 0 0	4% Do.		81,00,000 0 0
	29 lakhs Loan 5th March 1924	29,00,000 0				
	20 lakhs Loan 1st November 1924	20,00,000 0	10,00,000 0 0	5% Do.		10,00,000 0 0
	60 lakhs Loan 10th November 1924	60,00,000 0	90,00,000 0 0	4% Do.		90,00,000 0 0
	20 lakhs Loan 2nd January 1925	20,00,000 0				
	20 lakhs Loan 2nd October 1925	20,00,000 0	18,00,000 0 0	5% Do.		18,00,000 0 0
	15 lakhs Loan 2nd November 1925	15,00,000 0	52,00,000 0 0	4% Do.		52,00,000 0 0
	35 lakhs Loan 2nd January 1925	35,00,000 0				
	Total loans raised from Government	8,93,94,178 1	7,99,65,647 12 0			7,99,65,647 12 0
Loans raised from the Public.						
	50 lakhs Rupee Coupon Debenture Loan 1899	50,00,000 0	50,00,000 0 0	4% per cent.		50,00,000 0 0
	30 lakhs Loan 1901	30,00,000 0	30,00,000 0 0	4% Do.		30,00,000 0 0
	30 lakhs Loan 1902	30,00,000 0	30,00,000 0 0	4% Do.		30,00,000 0 0
	60 lakhs Loan 1903	60,00,000 0	60,00,000 0 0	4% Do.		60,00,000 0 0
	50 lakhs Loan 1904	50,00,000 0	50,00,000 0 0	4% Do.		50,00,000 0 0
	30 lakhs Loan 1905	30,00,000 0	30,00,000 0 0	4% Do.		30,00,000 0 0
	20 lakhs Loan 1906	20,00,000 0	20,00,000 0 0	4% Do.		20,00,000 0 0
	15 lakhs Loan 1907	15,00,000 0	15,00,000 0 0	4% Do.		15,00,000 0 0
	30 lakhs Loan 1908	30,00,000 0	30,00,000 0 0	4% Do.		30,00,000 0 0
	Sterling Coupon Debenture Loan 1909 (Rs. 5,66,600)	84,99,000 0	84,99,000 0 0	4% Do.		84,99,000 0 0
	Sterling Coupon Debenture Loan 1910 (Rs. 3,33,000)	49,95,000 0	49,95,000 0 0	4% Do.		49,95,000 0 0
	25 lakhs Loan 1912	25,00,000 0	25,00,000 0 0	4% Do.		25,00,000 0 0
	18 lakhs Loan 1913	18,00,000 0	18,00,000 0 0	4% Do.		18,00,000 0 0
	50 lakhs Loan 1914	50,00,000 0	50,00,000 0 0	4% Do.		50,00,000 0 0
	25 lakhs Loan 1916	25,00,000 0	25,00,000 0 0	4% Do.		25,00,000 0 0
	40 lakhs Loan 1919	40,00,000 0	40,00,000 0 0	5% Do.		40,00,000 0 0
	70 lakhs Loan 1920	70,00,000 0	66,00,000 0 0	6% Do.		66,00,000 0 0
	25 lakhs Loan 1926	25,00,000 0	25,00,000 0 0	5% Do.		25,00,000 0 0
	25 lakhs Loan 1927	25,00,000 0	25,00,000 0 0	4% Do.		25,00,000 0 0
	10 lakhs Loan 1935	10,00,000 0	10,00,000 0 0	3% Do.		10,00,000 0 0
	10 lakhs Loan 1939	10,00,000 0		4% Do.		
	Total Loans raised from the Public	7,37,94,000 0	7,33,94,000 0 0			7,33,94,000 0 0
	Grand Total	16,31,88,178 1	15,33,59,647 12 0			15,33,59,647 12 0

T. V. DORAISWAMY,
Chief Accountant.

No. 29.
SCEHMES.

Municipality, the interest outstanding on 1st April 1953, on the different Loans, the amount Balances outstanding on 31st March 1954.

Amount repaid in 1953-54.	Balance due on 31st March 1954.	Interest outstanding on 1st April 1953.	Interest payable in 1953-54.	Total interest due.	Deduct interest paid during the year.	Outstanding balance on 31st March 1954.
8	9	10	11	12	13	14
Rs. a. p.	Rs. a. p.	Rs. a. p.	Rs. a. p.	Rs. a. p.	Rs. a. p.	Rs. a. p.
7,09,413 4 0	3,16,56,234 8 0		10,86,694 12 0	10,86,694 12 0	10,86,694 12 0	---
	1,65,898 0 0		15,760 6 0	15,760 6 0	15,760 6 0	---
	43,34,102 0 0	(a)	1,87,569 10 0	1,87,569 10 0	1,87,569 2 0	*0 8 0
	634,102 0 10	(b)	69,751 3 0	69,751 3 0	69,751 3 0	---
	1,65,65,898 0 0	(c)	7,16,931 13 0	7,16,931 13 0	7,16,930 14 0	*0 15 0
	4,00,000 0 0	(d)	42,000 0 0	42,000 0 0	42,000 0 0	---
	85,00,000 0 0	(e)	3,64,500 0 0	3,64,500 0 0	3,64,500 0 0	---
	5,00,000 0 0	(f)	50,000 0 0	50,000 0 0	50,000 0 0	---
	95,00,000 0 0	(g)	4,05,000 0 0	4,05,000 0 0	4,05,000 0 0	---
	12,00,000 0 0	(h)	94,500 0 0	94,500 0 0	94,500 0 0	---
	58,00,000 0 0	(i)	2,34,000 0 0	2,34,000 0 0	2,34,000 0 0	---
7,09,413 4 0	7,92,56,234 8 0		32,66,707 12 0	32,66,707 12 0	32,66,706 5 0	*1 7 0
	50,00,000 0 0		4,898 15 4	2,00,000 0 0	2,04,898 15 4	1,93,930 0 0
	30,00,000 0 0		2,147 14 10	1,20,000 0 0	1,22,147 14 10	1,18,576 8 0
	30,00,000 0 0		9,000 7 6	1,20,000 0 0	1,29,000 7 6	1,20,933 8 0
	60,00,000 0 0		26,497 15 4	2,40,000 0 0	2,66,497 15 4	2,35,081 12 4
	50,00,000 0 0		30,248 7 8	2,00,000 0 0	2,30,248 7 8	1,93,941 14 0
	30,00,000 0 0		5,228 15 4	1,20,000 0 0	1,25,228 15 4	1,20,793 12 0
	20,00,000 0 0		2,804 13 0	80,000 0 0	82,804 13 0	79,505 2 0
	15,00,000 0 0		6,679 8 0	60,000 0 0	66,679 8 0	61,941 0 0
	30,00,000 0 0		7,272 15 0	1,20,000 0 0	1,27,272 15 0	1,20,955 4 0
	84,99,000 0 0		100 0 0	3,06,442 0 0	3,06,542 0 0	2,99,212 2 8
	49,95,000 0 0		1,80,102 0 0	1,80,102 0 0	1,76,688 14 0	3,729 13 4
	25,00,000 0 0		3,400 8 8	1,00,000 0 0	1,03,400 8 8	1,220 0 0
	18,00,000 0 0		8,083 3 0	72,000 0 0	80,083 3 0	2,193 2 0
	50,00,000 0 0		8,775 12 0	2,00,000 0 0	2,08,775 12 0	3,193 8 8
	25,00,000 0 0		---	1,00,000 0 0	1,00,000 0 0	---
	40,00,000 0 0		2,125 0 0	2,00,000 0 0	2,02,125 0 0	1,98,325 0 0
	66,00,000 0 0		---	3,96,000 0 0	3,96,000 0 0	3,800 0 0
	25,00,000 0 0		6,043 7 0	1,25,000 0 0	1,31,043 7 0	3,729 13 4
	25,00,000 0 0		12,884 12 0	1,00,000 0 0	1,12,884 12 0	1,220 0 0
	10,00,000 0 0		35,000 0 0	35,000 0 0	70,000 0 0	2,193 2 0
	---		---	20,000 0 0	---	3,193 8 8
	---		---	---	---	---
	7,33,94,000 0 0	1,71,192 10 8	30,94,544 0 0	32,65,736 10 8	30,66,740 8 8	5,981 1 0
7,09,413 4 0	15,26,50,234 8 0	1,71,192 10 8	63,61,251 12 0	65,32,444 6 8	63,35,446 13 8	9,556 2 0

						*20,000 0 0
						1,71,073 2 8
						*25,922 15 4
						1,71,073 2 8
						*25,924 6 4

Amount of loan outstanding on 1st April 1953.	Amount of debentures held by Govt. on 1st April 1953.	Amount of debentures re-purchased during 1953-54.	Amount of debentures held by Govt. on 31st March 1954.	Amount of debentures held by the Corporation on 31st March 1954.
Rs.	Rs.	Rs.	Rs.	Rs.
(a) 45,00,000	3,31,797	1,65,899	1,65,898	43,34,102
(b) 1,72,00,000	12,68,203	6,34,101	6,34,102	1,65,65,898
(c) 89,00,000	8,00,000	4,00,000	4,00,000	85,00,000
(d) 1,00,00,000	10,00,000	5,00,000	5,00,000	95,00,000
(e) 70,00,000	18,00,000	6,00,000	12,00,000	58,00,000
Total.	4,76,00,000	52,00,000	23,00,000	29,00,000

* To be treated as savings.

V. L. GIDWANI,
Municipal Commissioner.

Appendix No 30.
IMPROVEMENT SCHEMES.

Comparison of Face, Purchase and Market Values as on 31st March 1954 of the different Securities held in the Sinking Fund (vide para 30 of the Chief Accountant's Report).

Particulars of Securities.	Face Value.	Book Value.	Market rate per cent.	Value at Market rates (B. I. Trust and Municipal Debentures being valued at par).
	Rs.	Rs. a. p.	Rs. a. p.	Rs. a. p.
1 per cent. Bombay Port Trust Debentures	3,17,000	2,84,726 14 0	100 0 0	3,17,000 0 0
1 per cent. Bombay Improvement Trust Debentures ...	19,53,000	18,10,538 4 0	Par	19,53,000 0 0
1/2 per cent. Bombay Improvement Trust Debentures	4,24,41,200	4,24,41,200 0 0	100 0 0	4,24,41,200 0 0
1 per cent. Bombay Improvement Trust Debentures ...	9,81,500	9,05,409 10 0	100 0 0	9,81,500 0 0
1/2 per cent. Bombay Improvement Trust Debentures ...	23,73,100	23,89,825 0 0	100 0 0	23,73,100 0 0
1/2 per cent. Bombay Municipal Debentures	4,58,000	4,58,000 0 0	100 0 0	4,58,000 0 0
3 per cent. Bombay Municipal Debentures	15,09,500	15,09,500 0 0	100 0 0	15,09,500 0 0
1 per cent. Bombay Municipal Debentures	87,900	87,900 0 0	100 0 0	87,900 0 0
1/2 per cent. Bombay Municipal Debentures	43,500	43,500 0 0	100 0 0	43,500 0 0
3 per cent. Conversion Loan	3,54,300	3,54,300 0 0	82 13 0	2,93,404 11 0
4 per cent. B. I. Trust Sterling Debentures	£1,27,000	17,28,957 1 2	Par at 1/5 % 31 32	16,96,278 9 0
Total	Rs. 5,05,19,000 £ 1,27,000	5,20,13,856 13 2.		5,21,54,383 4 0

T. V. DORAISWAMY,
Chief Accountant.

V. L. GIDWANI,
Municipal Commissioner.

APPENDIX No. 31
EDUCATION FUND

Revenue Account for the year ended 31st March 1954

Particulars.	Total	Particulars	Total
To Revenue Expenditure as per Appendix No. 33		By Revenue Receipts as per Appendix No. 32	
City Section ...	1,21,15,697 10 3	City Section ...	1,23,95,558 11 3
Suburban Section...	18,23,678 9 0	Suburban Section	18,47,492 5 3
	1,39,39,376 3 3		1,42,43,051 0 6
Balance being surplus for the year	3,03,674 13 3		
Total	1,42,43,051 0 6	Total	1,42,43,051 0 6
To Revenue Expenditure to be incurred in 1954-55 and provided for as Renewed Grants	9,47,817 0 0	By Opening Balance	7,76,510 8 7
To Balance being Surplus Revenue Fund as at 31st March 1954	10,75,056 5 10	.. Revenue of previous years reserved for the year 1953-54	9,42,688 0 0
Total	20,22,873 5 10	.. Surplus for the year	3,03,674 13 3
		Total	20,22,873 5 10
T. V. DORAISWAMY, <i>Chief Accountant.</i>		V. L. GIDWANI, <i>Municipal Commissioner.</i>	

157

Statement showing the Net Income for the year ended 31st March 1954. All figures are correct and verified with the Original and Proper Budget Documents.

EDUCATION FUND
APPENDIX No. 31

APPENDIX No. 32.
EDUCATION FUND.

Statement showing the Net Income Receipts during the Financial year 1953-54 from all sources as contrasted with the Original and Revised Budget Estimates.

Particulars.	Budget Estimate for 1953-54.			Revised Estimate for 1953-54.			Actuals for 1953-54.			Actuals for 1952-53.			Compared with Original Estimate.	Compared with Revised Estimate.
	City.	Suburbs.	Total.	City.	Suburbs.	Total.	City.	Suburbs.	Total.	City.	Suburbs.	Total.	+ Increase. - Decrease.	+ Increase. - Decrease.
	Rs.	Rs.	Rs.	Rs.	Rs.	Rs.	Rs.	Rs.	Rs.	Rs.	Rs.	Rs.	Rs.	Rs.
(1) Fees and Fines from Municipal Schools ...	4,74,000	60,000	5,34,000	4,04,000	56,520	4,60,520	4,41,487	64,011	5,05,498	5,19,327	65,526	5,84,853	- 28,502	+ 44,978
(2) Contribution towards Primary Education from Municipal Corporation under Section 126C(c) of the Bombay Municipal Corporation Act ...	97,78,705	10,21,326	1,08,00,031	92,48,465	11,45,106	1,03,93,571	92,48,465	11,45,106	1,03,93,571	89,59,064	9,79,298	99,38,362	+ 4,06,460	-
(3) Contribution from Government under clause 2(e) of Schedule BBA of the Bombay Municipal Corporation Act.	25,78,000	6,18,000	31,96,000	25,78,000	6,18,000	31,96,000	26,24,166	6,33,384	32,57,550	25,08,875	5,50,000	30,58,875	+ 61,550	+61,550
(4) Interest on Endowment and Investments ...	7,200	...	7,200	7,200	...	7,200	7,342	...	7,342	7,312	...	7,312	+ 142	+ 142
(5) Rent and other proceeds of Properties ...	1,000	500	1,500	2,400	100	2,500	3,735	172	3,907	2,146	...	2,146	+2,407	+ 1,407
(6) Interest and Profit on Investments of Surplus Loan and other balances.	10,000	...	10,000	48,000	...	48,000	54,988	...	54,988	9,411	...	9,411	+ 44,988	+ 6,988
(7) Miscellaneous Receipts	15,000	4,000	19,000	19,000	4,000	23,000	15,376	4,819	20,195	35,107	4,579	39,686	+ 1,195	-2,805
Total ...	1,28,63,905	17,03,826	1,45,67,731	1,23,07,065	18,23,726	1,41,30,791	1,23,95,559	18,47,492	1,42,43,051	1,20,41,242	15,99,403	1,36,40,645	- 3,24,680	+ 1,12,260

T. V. DORAISWAMY,
Chief Accountant.

V. L. GIDWANI,
Municipal Commissioner.

APPENDIX No. 33
EDUCATION FUND
Expenditure

Statement showing actuals as Compared with the final sanctioned grants for 1953-54.

Particulars.	FINAL GRANTS SANCTIONED FOR EXPENDITURE DURING 1953-54.			ACTUALS FOR 1953-54			FINAL GRANTS COMPARED WITH THE ACTUALS.						ACTUALS FOR 1952-53.		
	City	Suburbs.	Total	City	Suburbs	Total	Amounts to be renewed in 1954-55			Savings			City	Suburbs	Total.
							City	Suburbs	Total	City	Suburbs	Total			
	Rs.	Rs.	Rs.	Rs.	Rs.	Rs.	Rs.	Rs.	Rs.	Rs.	Rs.	Rs.	Rs.	Rs.	Rs.
A—General Supervision and Administration—															
(a) Corporation and Standing Committee ...	26,186	...	26,186	23,799	...	23,799	1,073	...	1,073	1,314	...	1,314	16,199	...	16,199
(b) Municipal Commissioner's Office Establishment ...	9,057	...	9,057	8,637	...	8,637	420	...	420	8,678	...	8,678
(c) Audit and Accounts Establishment ...	1,04,332	8,255	1,12,587	98,766	6,722	1,05,488	2,180	179	2,359	3,386	1,354	4,740	1,03,926	6,355	1,10,281
(d) Education Officer's Establishment ...	1,25,990	...	1,25,990	1,12,314	...	1,12,314	7,594	...	7,594	6,082	...	6,082	1,09,690	...	1,09,690
(e) Contribution to Budget A for Cost of Supervision...	16,000	...	16,000	14,014	...	14,014	1,986	...	1,986	14,511	...	14,511
(f) Miscellaneous Charges ...	1,500	600	2,100	80	...	80	60	90	150	1,360	510	1,870	90	...	90
	2,83,065	8,855	2,91,920	2,57,610	6,722	2,64,332	10,907	269	11,176	14,548	1,864	16,412	2,53,094	6,355	2,59,449
B—Municipal Primary Schools															
(a) Supervision of Schools ...	3,19,670	63,279	3,82,949	2,91,498	56,733	3,48,231	11,404	3,449	14,853	16,768	3,097	19,865	2,90,037	55,098	3,45,135
(b) Schools ...	75,38,707	12,04,536	87,43,243	65,69,833	9,99,902	75,69,735	4,91,221	1,47,373	6,38,594	4,77,653	57,261	5,34,914	64,20,388	9,42,015	73,62,403
(c) Libraries ...	20,780	2,893	23,673	12,780	1,004	13,784	7,355	800	8,155	645	1,089	1,734	12,112	1,048	13,160
	78,79,157	12,70,708	91,49,865	68,74,111	10,57,639	79,31,750	5,09,980	1,51,622	6,61,602	4,95,066	61,447	5,56,513	67,22,537	9,98,161	77,20,698
C—Private Primary Schools															
(a) Supervision of Schools ...	36,464	10,190	46,654	31,929	9,242	41,171	279	190	469	4,256	758	5,014	31,603	7,640	39,243
(b) Grant-in-aid to Schools...	7,04,207	2,37,125	9,41,332	6,98,902	1,22,125	8,21,027	3,873	1,14,998	1,18,871	1,432	2	1,434	5,17,602	...	5,17,602
	7,40,671	2,47,315	9,87,986	7,30,831	1,31,367	8,62,198	4,152	1,15,188	1,19,340	5,688	760	6,448	5,49,205	7,640	5,56,845

D—Medical Inspection of School Children—																
(a) Medical Inspection ...	89,797	12,590	1,02,387	77,566	1,300	78,866	3,560	90	3,650	8,671	11,200	19,871	76,417	1,351	77,768	
(b) School Clinic at K.E.M. Hospital	17,077	...	17,077	15,362	...	15,362	266	...	266	1,449	...	1,449	17,515	...	17,515	
	1,06,874	12,590	1,19,464	92,928	1,300	94,228	3,826	90	3,916	10,120	11,200	21,320	93,932	1,351	95,283	
E—Enforcement of Compulsion.	42,332	5,029	47,361	25,763	3,697	29,460	45	180	225	16,524	1,152	17,676	51,807	7,692	59,499	
F—Educational Activities—																
(a) R. C. Training Institute for Lady Urdu Teachers	19,822	...	19,822	13,848	...	13,848	2,377	...	2,377	3,597	...	3,597	16,790	...	16,790	
(b) Byculla Education Centre	6,796	...	6,796	2,500	...	2,500	4,296	...	4,296	5,163	...	5,163	
(c) Functions	6,575	1,370	7,945	3,970	918	4,888	1,845	200	2,045	760	252	1,012	2,788	825	3,613	
(d) Scouting	40,178	6,170	46,348	23,978	1,112	22,090	11,443	3,510	14,953	7,757	1,548	9,305	12,884	241	13,125	
	73,371	7,540	80,911	41,296	2,030	43,326	15,665	3,710	19,375	16,410	1,800	18,210	37,625	1,066	38,691	
G—Pension and Provident Fund—																
(a) Provident Fund	7,36,000	95,000	8,31,000	7,23,028	87,255	8,10,283	12,972	7,745	20,717	6,51,407	98,492	7,49,899	
(b) Pension	2,76,422	...	2,76,422	2,73,627	...	2,73,627	1,567	...	1,567	1,228	...	1,228	2,66,216	...	2,66,216	
	10,12,422	95,000	11,07,422	9,96,655	87,255	10,83,910	1,567	...	1,567	14,200	7,745	21,945	9,17,623	98,492	10,16,115	
H—Dearness Allowance	30,20,292	5,66,533	35,86,825	29,23,106	5,22,030	34,45,136	90,162	30,321	1,20,483	7,024	14,182	21,206	28,72,219	5,04,017	33,76,236	
I—New Works	8,170	...	8,170	8,170	...	8,170	
J—Debt Charges	1,78,559	11,659	1,90,218	1,73,398	11,638	1,85,036	1,942	21	1,963	3,219	...	3,219	1,31,476	14,076	1,45,552	
K—Refund of Advance to Budget 'A' held by the Ex-Schools Committee as Statutory Balance	20,000	...	20,000	
Total	1,33,44,913	22,25,229	1,55,70,142	1,21,15,698	18,23,678	1,39,39,376	6,46,416	3,01,401	9,47,817	5,82,799	1,00,150	6,82,949	1,16,49,518	16,38,850	1,32,88,368	

T. V. DORAISWAMY,
Chief Accountant.

V. L. GIDWANI,
Municipal Commissioner.

APPENDIX No. 34

EDUCATION FUND

Revenue Account Balance Sheet as at 31st March 1954

Liabilities.	Rs. a. p.	Assets	Rs. a. p.
Debts.		Cash at Bank	1,58,904 4 5
Due on cheques payable ...	1,09,672 11 0	Cash in Office	2,08,452 13 9
		Education Loans— Interest Warrants payable account	40 0 0
Due on outstanding charges for 1953-54 and previous years ...	9,47,817 0 0	Advances—Recoverable (vide Ap- pendix No. 39)	3,67,397 2 2
		Municipal Officers Sundries—Miscella- neous advances.	22,917 3 0 886 9 4
Due on outstanding charges on account of Interest accrued but not paid (details vide Appendix No. 39B)	1,666 10 8	Interest Receivable	23,803 12 4
Deposits in Cash and Public Securities from Contractors and private parties (vide details shown in Appendix No. 39-A) ...	3,80,737 10 10	Deposits in Public Securities with Imperial Bank of India	32 2 8 81,800 0 0
Endowment Fund (vide details shown in Appendix No. 41-A)...	3,26,850 1 8	Municipal Contribution Receivable From Budget 'A'	1,16,601 8 6
		Investments—	
Surplus Revenue Fund (vide Appendix No. 31)	10,75,056 5 10	Endowment Fund (vide Appendix No. 41-A)	
		With Imperial Bank of India	
		In securities	3,26,433 4 6
		In cash	216 13 2
		Securities in Office	200 0 0
			3,26,850 1 8
		Surplus Fund	
		In securities	165 0 0
		(3% Conv. Loan of Rs. 200)	
		In Call and Current Account Deposits	19,25,150 12 8
			22,52,165 14 4
Total	28,41,800 8 0	Total	28,41,800 8 0

T. V. DORAISWAMY,
Chief Accountant.V. L. GIDWANI,
Municipal Commissioner.

APPENDIX No. 35
EDUCATION FUND

Capital Fund Balance Sheet as at 31st March 1954.

Liabilities	Rs. a. p.	Assets	Rs. a. p.
Loan Outstanding—		Block Account—	
Due to Public—		Loan Funds—	
(Vide details as shown in Appendix No. 37).	10,00,000 0 0	(1) Loan Funds	
Trust Fund Account—		Property and Assets at original cost as per Appendix No. 36.	7,98,390 6 0
Donation from Sir Currimbhoy Ebrahim for construction of a primary school building.	4,773 12 4	Trust Fund—	
Donation for construction of a school building at Kurla.	17,666 5 0	Expenditure as per Appendix No. 36.	64,002 2 0
Donation from Mukti Sangh, Santa Cruz for constructing a school building in T.P.S. III Santa Cruz.	8,000 0 0	Investment—	
Interest	74 13 0	Sinking Fund—	
	30,514 14 4	As per Appendix No. 38.	60,384 2 0
Surplus—		Loan Fund—	
Sinking Fund	60,384 2 0	In Securities	2,05,005 12 0
Contribution from Trust Fund	64,002 2 0	In Cash	27,120 12 4
Grand Total	11,54,901 2 4	Total	2,32,124 8 4
		Grand Total...	11,54,901 2 4

* Includes Rs. 30,514-14-4 being balance on account of Trust Fund.

† For Face, Purchase and Market values of Securities held in the Sinking Funds, please see Appendix No. 41.

T. V. DORAISWAMY,
Chief Accountant.

V. L. GIDWANI,
Municipal Commissioner.

APPENDIX No. 36
EDUCATION FUND

Block Account showing details of Capital Expenditure upto 31st March 1954

	Total Capital Expenditure upto 31st March 1953.	Expenditure during 1953-54.	Total Capital Expenditure upto 31st March 1954.
(1) Loan Funds	Rs.	Rs.	Rs.
City Section			
<i>Works in Progress—</i>			
(1) Construction of an additional floor over the existing Municipal School Building at Delisle Road.	1,12,600	19,561	1,32,161
(2) Construction of School Building on Plot Nos. 50, 51 and 52, Suparibaug Estate.	671	3,25,783	3,26,454
(3) Construction of an additional floor over J. R. Municipal Urdu School at Sandhurst Road.	21,337	11,683	33,020
(4) Construction of a ground and two upper floor Buildings for a Gujarati School at Matunga.	276	1,73,828	1,74,104
(5) Extension of Haji Ismail Haji Allana School building at Antop Hill.	...	79	79
(6) Construction of a school building at Sion on Plot Nos. 160B to 162A in Scheme No. 6, Sion Matunga Estate.	...	1,04,465	1,04,465
Total City Section	1,34,884	6,35,399	7,70,283
Suburban Section			
(1) Construction of a school building at Dr. Ambedkar Road, Pali, Bandra.	...	96	96
Total Suburban Section	...	96	96
DISCOUNT AND OTHER CHARGES ON THE LOANS—			
Discount and other charges on the Loans of 1952-53—Rs. 10 lakhs	28,012		28,012
Total—Loan Funds	1,62,896	6,35,495	7,98,391
(2) Trust Fund			
(1) Construction of an additional storey over the R. C. Urdu School Building at Mahim.	...	64,002	64,002
Total Trust Funds	...	64,002	64,002
Grand Total	1,62,896	6,99,497	8,62,393

Note :—Capital Expenditure upto 31-12-1950 is shown in Budget 'A' accounts under III—Education Primary (Appendix No. 8)

T. V. DORAISWAMY,
Chief Accountant.

V. L. GIDWANI,
Municipal Commissioner.

APPENDIX No. 37
EDUCATION FUND

Statement showing outstanding loans due by the Municipality, the interest outstanding on 1st April 1953 on the different Loans, the amount payable for the year 1953-54, the amount paid by the Imperial Bank of India, and in Office during that year and the balances outstanding on 31st March 1954.

Particulars of Loans.	Rate of Interest.	Balance due on 1-4-53.	Amount raised in 1953-54.	Total.	Amount repaid in 1953-54.	Balance due on 31st March 1954.	Interest outstanding on 1-4-1953.	Interest payable in 1953-54.	Total Interest due.	Deduct Interest paid by the Imperial Bank of India and in Office.	Outstanding balance on 31st March 1954.
(1)	(2)	(3)	(4)	(5)	(6)	(7)	(8)	(9)	(10)	(11)	(12)
		Rs. a. p.		Rs. a. p.		Rs. a. p.	Rs. a. p.	Rs. a. p.	Rs. a. p.	Rs. a. p.	Rs. a. p.
Loans raised from the Public											
(1) The 5 Lakhs Education Loan of 1952	4 per cent.	5,00,000 0 0	...	5,00,000 0 0	...	5,00,000 0 0	3,390 0 0	20,000 0 0	23,490 0 0	22,550 0 0	940 0 0
(2) The 5 Lakhs Education Loan of 1952-53	4 per cent.	5,00,000 0 0	...	5,00,000 0 0	...	5,00,000 0 0	...	20,000 0 0	20,000 0 0	20,000 0 0	...
Loans from Public ...		10,00,000 0 0	...	10,00,000 0 0	...	10,00,000 0 0	3,490 0 0	40,000 0 0	43,490 0 0	42,550 0 0	940 0 0

T. V. DORAISWAMY,
Chief Accountant.

V. L. GIDWANI,
Municipal Commissioner.

T. V. DORAISWAMY
Chief Accountant

APPENDIX No. 38

EDUCATION FUND

Statement showing the Actual Investments on account of the Sinking Fund of different Municipal Loans upto 31st March 1954, compared with the amounts which should have accumulated upto that date on the basis of the Fixed Instalments and the sums set aside as Sinking Fund as at 31st March 1954.

Name of Loan	Amount raised	When raised	When repayable	Amount of Annual Sinking Fund Instalment	Date when Sinking Fund commenced	Amount of Sinking Fund which should have accumulated upto 31st March 1954 at compound interest
1	2	3	4	5	6	7
	Rs.			Rs.		Rs. a. p.
4 percent. Municipal Loan (3½ percent. basis)						
5 lakhs Education Loan 1952	5,00,000	3rd September 1952	1st September 1964	33,756 2	1st September 1953	34,494 2 0
5 lakhs Education Loan 1952-53	5,00,000	26th November 1952	1st September 1967	25,438 0	1st September 1953	25,994 0 0
					Total	60,488 2 0

1	Amount actually invested upto 31st March 1954				Amount of interest accrued upto 31st March 1954 collected and invested in 1954-55	Total of Columns 5 and 6
	Amount of Sinking Fund invested upto 31st March 1953	Sinking Fund Instalments paid in 1953-54	Interest etc., accumulations invested in 1953-54	Total		
	Rs. a. p.	Rs. a. p.	Rs. a. p.	Rs. a. p.	Rs. a. p.	Rs. a. p.
Sinking Fund		59,194 2 0	1,190 0 0	60,384 2 0		
In Public Securities as detailed in Appendix No. 41				60,376 4 0		
In Cash				7 14 0		
Total				60,384 2 0	202 3 2	60,586 5 2

The market value of the securities on 31st March 1954 is Rs. 60,831-4-0 as shown in Appendix No. 41 and after adding the Cash Balance of Rs. 7-14-0 and the interest accrued on securities amounting to Rs. 202-3-2 the total amount of Sinking Fund is Rs. 64,041-5-2.

T. V. DORAISWAMY,
Chief Accountant

V. L. GIDWANI,
Municipal Commissioner

APPENDIX No. 39
EDUCATION FUND

Statement of Advances for 1953-54

Name of Account.	Opening Balance on 1st April 1953.	Debits during 1953-54	Total.	Credits during 1953-54	Closing Balance on 31st March 1953.
	Rs.	Rs.	Rs.	Rs.	Rs.
Municipal Officers :—					
Standing Advances for Contingent expenses ...	12,550	1,025	13,575	53	13,522
Motor Cars and Motor cycles to officers.	10,445	3,000	13,445	4,050	9,395
Dishonoured cheques		48	48	48	...
	22,995	4,073	27,068	4,151	22,917
Miscellaneous Advances, Sundries ...	716	3,721	4,437	3,550	887
Total.	23,711	7,794	31,505	7,701	23,804

T. V. DORAISWAMY,
Chief Accountant.

V. L. GIDWANI,
Municipal Commissioner.

APPENDIX No. 39-A

EDUCATION FUND

Statement of Deposit Accounts for 1953-54

Name of Account.	Opening Balance on 1st April 1953	Credits during 1953-54	Total.	Debits during 1953-54	Closing Balance on 31st March 1954.
	Rs.	Rs.	Rs.	Rs.	Rs.
A.—Cash Deposits from Contractors, Tenderers and Municipal Employees ...	16,733	66,286	83,019	38,072	44,947
B.—Cash Deposits from private parties received through Departmental Offices
C.—Other Cash Deposits ...					
(1) Provident Fund Advances etc. ...	31,275	26,358	57,633	25,968	31,665
(2) Pensions ...	2,264	2,394	4,658	1,481	3,177
(3) Co-operative Societies ...	23,676	11,85,128	12,08,804	11,81,638	27,166
(4) Interest on Securities of Endowment Funds ...	11,382	8,246	19,628	3,977	15,651
(5) Interest on other Securities
(6) Income-tax on Establishments ...	54	4,446	4,500	2,606	1,894
(7) Unpaid Rent ...	30,180	47,070	77,250	44,390	32,860
(8) Court attachment and departmental dues ...	551	5,877	6,428	5,558	870
(9) Other Deposits ...	27,300	97,560	1,24,860	42,941	81,919
(10) Sales Tax	73	73	31	42
D.—Paper Deposits kept in Office ...	6,000	57,500	63,500	63,500	...
E.—Paper Deposits from Contractors Municipal Employees etc.,	14,500	67,300	81,800	...	81,800
Wages Deposit Account ...	53,579	1,42,251	1,95,830	1,37,083	58,747
Provident Fund Recoveries and Payments	21,05,562	21,05,562	21,05,562	...
Total ...	2,17,494	38,16,051	40,33,545	36,52,807	3,80,738

T. V. DORAISWAMY,
Chief Accountant.

V. L. GIDWANI,
Municipal Commissioner.

APPENDIX No. 39B

EDUCATION FUND

Statement showing 'Interest accrued but not paid' in respect of the following Municipal Loans credited to Suspense Account pending adjustment in their respective years of repayment outstanding on 31st March 1954.

Year of Adjustment	Particulars of Loan	Amount of Interest accrued but not paid outstanding	Date of maturity of loan
1953-54	Rs. 5 lakhs Education Loan of 1952-53	Rs. a. p. 1,666 10 8	1-9-1964

T. V. DORAISWAMY,
Chief Accountant.

V. L. GIDWANI,
Municipal Commissioner.

APPENDIX No. 40
EDUCATION FUND

Statement showing the amounts of Receipts and Expenditure respectively credited and debited to the Education Fund during the year 1953-54 and the balance at the credit of the Fund at the close of the year 1953-54 (i.e., 31st March 1954).

	Rs.	a.	p.
RECEIPTS—A.—REVENUE ACCOUNT			
(1) Fees and Fines from Municipal Schools	5,05,498	3	0
(2) Contribution towards Primary Education from Municipal Corporation under Section 126C(c) of the Bombay Municipal Corporation Act—			
(i) From Budget 'A'	92,48,465	0	0
(ii) From Budget 'D'	11,45,106	0	0
(3) Contribution from Government under Clause 2(e) of Schedule BBA of the Bombay Municipal Corporation Act	32,57,550	0	0
(4) Interest on endowment and investments	7,341	10	0
(5) Rent and other proceeds of properties	3,906	14	0
(6) Interest and Profits on Investments of Loan and other balances	54,988	1	0
(7) Miscellaneous Receipts	20,195	4	6
Total—Revenue Receipts	1,42,43,051	0	6
RECEIPTS—B.—CAPITAL ACCOUNT			
(1) New Loan	...		
(2) Trust Fund	94,517	0	4
Total—Capital Receipts	94,517	0	4
RECEIPTS—C.—SUSPENSE ACCOUNT			
Advances—Municipal Officers—			
(a) Standing Advances for Contingent Expenditure	53	0	0
(b) Motor Cars and Motor Cycles to Officers	4,050	0	0
(c) Dishonoured Cheques	48	0	0
Sundries—Miscellaneous Advances	3,550	5	3
Imperial Bank of India and other Local Banks Paper and Cash Account—			
Sinking Fund (Paper and Cash) Account	330	0	0
Endowment Fund (Paper and Cash) Account	3,276	13	0
Loan Fund (Paper and Cash) Account	8,30,000	0	0
Surplus Fund (Paper and Cash) Account	2,310	0	0
Sundry Deposits (Paper and Cash) Account	84,02,047	0	6
Deposit Account	15,68,238	1	10
Provident Fund Recoveries	21,05,561	14	8
Provident Fund Investments	4,27,950	4	2
Cash Bills Outstanding	10	0	0
Cheques Payable	1,41,56,319	11	2
Wages Deposit Account	1,42,251	2	0
Municipal Contribution Receivable	35,657	14	0
Municipal Contribution Payable (Refundable)	...		
Endowment Fund Account	7,825	1	5
Sinking Fund Account—Education	60,384	2	0
Education Loan Interest Warrant Payable Account	18,218	12	0
Interest Receivable A/c	...		
Interest accrued but not paid	1,666	10	8
Investment of Surplus Monies in Public Securities	2,60,525	0	0
Total—Suspense Receipts	2,80,30,273	12	8

APPENDIX No. 40. (Contd.)

EXPENDITURE—A.—REVENUE ACCOUNT		Rs.	a.	p.
A.—General Supervision and Administration	...	2,64,332	10	0
B.—Municipal Primary Schools	...	79,31,750	4	9
C.—Private Primary Schools	...	8,62,198	5	9
D.—Medical Inspection of school children	...	94,227	8	6
E.—Enforcement of Compulsion	...	29,460	3	3
F.—Educational Activities	...	43,325	5	3
G.—Pension and Provident Fund	...	10,83,909	7	0
H.—Dearness Allowance	...	34,45,136	13	0
I.—New Works
J.—Debt Charges	...	1,85,035	9	9
Total—Revenue Expenditure	...	1,39,39,376	3	3
EXPENDITURE—B.—CAPITAL ACCOUNT				
(1) Loan Funds	...	6,35,494	8	0
Discount and other charges on New Loan
(2) Trust Fund Expenditure	...	64,002	2	0
Total—Capital Expenditure	...	6,99,496	10	0
EXPENDITURE—C.—SUSPENSE ACCOUNT				
Advances—Municipal Officers—				
(a) Standing Advances for contingent expenditure	...	1,025	0	0
(b) Motor Cars and Motor Cycles to Officers	...	3,000	0	0
(c) Dishonoured Chèques	...	48	0	0
Sundries—Miscellaneous Advances	...	3,720	14	7
Imperial Bank of India and other Local Banks Paper and Cash Account—				
Sinking Fund (Paper and Cash) Account	...	667	14	0
Endowment Fund (Paper and Cash) Account	...	18,296	12	2
Loan Fund (Paper and Cash) Account	...	25,016	10	4
Surplus Fund (Paper and Cash) Account	...	2,475	0	0
Sundry Deposits (Paper and Cash) Account	...	88,50,594	7	0
Deposit Account	...	14,10,162	8	5
Provident Fund Payments	...	21,05,561	14	8
Provident Fund Investments	...	4,27,950	4	2
Cash Bills Outstanding	...	78	3	0
Cheques Payable	...	1,41,83,453	0	5
Wages Deposit Account	...	1,37,083	2	0
Municipal Contribution Receivable	...	1,16,601	8	6
Municipal Contribution Payable (Refundable)	...	47,832	3	3
Endowment Fund Account	...	1,083	4	3
Sinking Fund Account Education
Education Loan Interest Warrants—Payable Account	...	15,308	12	0
Interest Accrued but not paid
Interest Receivable Account	...	32	2	8
Investment of Surplus Monies in Public Securities	...	2,60,525	0	0
Total—Suspense Expenditure	...	2,76,10,516	9	5

SUMMARY

Receipts.		Disbursements.	
Rs.	a. p.	Rs.	a. p.
5,09,154	11 4		
Balance on 1st April 1953—			
1,42,43,051	0 6	1,39,39,376	3 3
94,517	0 4	6,99,496	10 0
2,80,30,273	12 8	2,76,10,516	9 5
4,23,67,841	13 6	4,22,49,389	6 8
		6,27,607	2 2
4,28,76,996	8 10	4,28,76,996	8 10
Total		Total	
Bank's Reconciliation—		Rs.	a. p.
* Balance as per Bank's Pass Book		3,77,890	2 5
Add—Revenue sent to the Bank on 31st March 1954 but acknowledged 1st April 1954.		8,266	0 0
Less—Uncashed cheques		3,86,156	2 5
Balance as per Day Book (Col. No. 10)		2,27,251	14 0
		1,58,904	4 5
Balance in Office in Government Promisary Notes etc. ...		Rs.	a. p.
		2,60,250	0 0
Balance in Office in Cash		2,08,452	13 9
		4,68,702	13 9
		6,27,607	2 2

T. V. DORAISWAMY,
Chief Accountant.

V. L. GIDWANI,
Municipal Commissioner.

APPENDIX No. 41
EDUCATION FUND

*Comparison of Face, Purchase and Market Values at 31st March 1954
of the different Securities held in the Sinking Fund*

Particulars of Securities	Face value	Purchase rate per cent.	Book Value	Market rate per cent.	Value at Market Rate (Municipal Debentures being valued at par)
	Rs.	Rs.	Rs. a. p.	Rs.	Rs. a. p.
4 per cent. Municipal Debentures ...	60,500	99½	60,046 4 0	Par	60,500 0 0
3 per cent. Conversion Loan, 1946 ...	400	82½	330 0 0	82 13	330 4 0
Total ...	60,900		60,376 4 0		60,830 4 0

T. V. DORAISWAMY,
Chief Accountant

V. L. GIDWANI,
Municipal Commissioner

31st March 1954

AV

APPENDIX No. 41-A
EDUCATION FUND

Statement showing the amount of and object for which the endowments held under the Endowment Fund were received from different parties upto 31st March 1954.

Serial No.	Name of Donor.	Object for which endowment is given.	Particulars of Securities.	Face value.	Rate per cent.	Book Value.
1	Smt. Anandibai Keekar	... "Anandibai Keekar Prize" at Dadar Kumbharwada Marathi Girls School ...	3 per cent. Conversion Loan 1946	Rs. 100	Rs. a. p. Par	100 0 0
2	Bachubai S. Bengalee	... "Bachubai Sorabji Bengalee and Sorabjee Shapurji Bengalee Prizes" at S. S. Bengalee Gujarati Girls' School.	{ 4 per cent. Bombay Port Trust Bonds 4½ per cent. Loan (1955-60)	1,000 200	Par Par	1,000 0 0 200 0 0
3	Bai Gulabbai H. Shah Memorial Committee	"Bai Gulabbai Haribhai Shah Prize" at Gujarati Schools	3 per cent. Conversion Loan 1946	900	Par	900 0 0
4	Bai Kshibai Itchhashanker Joshi	... "Bai Kshibai Itchhashanker Joshi Prizes" at Bhuleshwar Gujarati Girls' School.	3 percent. Non-terminable Loan 1896-97	1,300		1,202 0 0
5	Mr. Mathuradas Tricunddas and Sheth Vithaldas Damodar Govindjee, Trustees.	"Bai Nandubai d/o Ruttansey Raghavji alias Bai Gunvantibai w/o Chhabildas Chaturbhoy Bhagat's scholarships" at Gujarati Girls Schools.	2½ per cent. Govt. Loan 1961	4,200	Par	4,200 0 0
6	Mr. Ramdas Madhavji	... Behn Manjula d/o Ramdas Madhavji Memorial Fund" for distributing laharies at Bhuleshwar Gujarati Girls' School.	{ 3 per cent. Conversion Loan 1946 3½ percent. Bombay Municipal Debentures 1947	2,500 500	Par 99 4	2,500 0 0 496 4 0
7	Dr. Blaney Memorial Fund	... "Dr. Blaney Prize"	{ 3 percent. 1st Development Loan 1970-75 4½ per cent. Loan (1955-60)	1,100 200	98 8½ Par	1,083 13 5 200 0 0
8	Mr. Nawrosji Sorabji Bengalee, son of Meherbai Kola and late students and sympathisars etc., of the S.S. Bengalee Gujarati Girls' School.	"Golden Jubilee of the S. S. Bengalee Gujarati Girls' School Trust Fund" and "Nowrosji Bengalee Trust Fund" scholarship prizes, etc., at S. S. Bengalee Gujarati Girls' School.	{ 6 per cent. Bombay Municipal Debentures 1954 3 per cent. Conversion Loan 1946	3,000 1,900	Par Par	3,000 0 0 1,900 0 0
9	Harkisondas Brijlal Memorial Committee.	"Harkisondas Brijlal Prize" at Buddiwardhak. Gujarati Boys' School	{ 3 per cent. Conversion Loan 1946 4½ per cent. Loan (1955-60)	500 100	Par Par	500 0 0 100 0 0
10	The Anjaria Memorial Fund Committee	... "Himatlal Ganeshji Anjaria Scholarship" to teachers under training	3 per cent. Conversion Loan 1946	1,200	Par	1,200 0 0
11	Messrs. Jairajbhoy Peerbhoy and Noormahomed Jairajbhoy Peerbhoy.	"Jairajbhoy Peerbhoy Gujarati Girls' School Fund"	{ 4½ per cent. Loan (1955-60) 3 per cent. Conversion Loan	2,400 15,000	Par Par	2,400 0 0 15,000 0 0
12	Executors of the will of the late Jeshtaram Premji.	... "Jeshtaram Premji School Trust Fund"	3 per cent. Conversion Loan 1946	9,100	Par	9,100 0 0
13	Bai Jivkore Lallubhai	... "Bai Jivkore Lallubhai Scholarship and Prizes" at S. S. Bengalee Gujarati Girls' School.	{ 6 per cent. Bombay Municipal Debentures (160 lacs) 1954.	2,000	Par	2,000 0 0
			{ 4 per cent. Bombay Port Trust Bonds (1913)	500	116 0	580 0 0
			{ 2½ per cent. Govt. Loan 1961	400	98 14	395 8 0
			{ 3 per cent. Conversion Loan 1946	5,400	100 4	5,413 8 0
			{ 11 Ordinary shares of Rs. 500 each in Commercial Ahmedabad Mills Co. Ltd.	5,500	Par	5,500 0 0
			{ 10 Golden Jubilee Pref. shares of Rs. 50 each in Commercial Ahmedabad Mills Co. Ltd.	500	Par	500 0 0
{ 3½ per cent. Bombay Municipal Debentures, 1977	2,500	87 2	2,178 2 0			
{ 3% Conversion Loan 1946	1,600	82 8	1,320 0 0			

		10 Cumulative Preference Shares of Rs. 50 each in Commercial Ahmedabad Mills Co. Ltd.	500	Par	500 0 0	
		3½ Bombay Municipal Debentures (1.25 Crores Loan Rep. 1977)	2,000	98 8	1,970 0 0	
		3 per cent. Conversion Loan 1946	1,800	80 9	1,450 2 0	
14	Residents of Girgaum Locality	... "Khurshedbai Byramji Wadia Prize" for Municipal Girgaum Gujarati School	3½ per cent. Bombay Municipal Debentures Rep. 1977	500	98 2	490 10 0
15	Lord Hardinge Birth day Celebration Committee.	... "Lady Hardinge Prize" at Municipal Schools	{ 3 per cent. 1st Development Loan (1970-75) ... 1,200 4½ per cent. Loan (1955-60) ... 400	98 8½	1,182 6 0	
				Par	400 0 0	
					*17 40 0	
16	The Limaye Satkar Mandal	... "Limaye Prize" at Municipal Marathi Schools	3 per cent. Conversion Loan 1946	500	Par	500 0 0
17	Mr. Bhagwandas Madhavdas Raghunathdas	... "Madhavdas Raghunathdas Prize" to girls of S. S. Bengali Gujarati Girls' School.	3 per cent. Conversion Loan 1946	500	Par	500 0 0
18	Baj Janabai Rakde	... "Madhavrao Rokde Free School Endowment and Trust Fund"	{ 3 per cent. 1st Development Loan (1970-75) ... 20,000 4½ Loan (1955-60) ... 7,800 3 per cent. Conversion Loan 1946 ... 200 3 per cent. Conversion Loan 1946 ... 100	98 8½	19,706 4 0	
				Par	7,800 0 0	
				101 8	203 0 0	
				82 8	82 8 0	
					*8 4 0	
19	Ratansee Mulji	... "Manekbai Ratansi Mulji Prize" at Ratansi Mulji Gujarati Boys' School	4 per cent. Bombay Port Trust Bonds	1,000	Par	1,000 0 0
20	Municipal Gulabai Central Gujarati Girls' School Diamond Jubilee Memorial Committee.	... "Municipal Gulabai Central Gujarati Kanyashal Diamond Jubilee Memorial Fund" for imparting education in tailoring, cutting and sewing.	3 per cent. Conversion Loan 1946	5,200	Par	5,200 0 0
21	Bai Nevalbai d/o. Raghunathdas Gopaldas	... "(Navalbai) The Nagardas Raghunathdas Scholarship" at Nagardas Raghunathdas Gujarati Boys' School.	{ 4 per cent. Bombay Port Trust Bonds ... 2,500 4½ per cent. Loan (1955-60) ... 300	Par	2,500 0 0	
				Par	300 0 0	
22	Messrs. Raghunthdas Gopaldas, Dhiramdas Tribhuvandas, Ranchhodas Dbaremdas and Ishwardas Lakhmidas.	... "The Nagardas Raghunathdas Gujarati Boys' Scholarships and Endowment" at Nagardas Raghunathdas Gujarati Boys' School.	3 per cent. Conversion Loan 1946	23,000	Par	23,000 0 0
23	Gujarati Teachers Association	... "Prof. N. G. Wadinkar Prizes" to Pupils of Gujarati Schools	{ 4½ per cent. Loan (1955-60) ... 100 3 per cent. Conversion Loan 1946 ... 1,000	Par	100 0 0	
				94 5	943 2 0	
					*56 14 0	
24	Executors of the Estate of the late Mr. Nowrojee Sarabjee Bengalee J. P.	... "Nowrojee Sarabjee Bengalee Prize" at S. S. Bengalee Municipal School	3 per cent. Conversion Loan 1946	2,000	Par	2,000 0 0
25	Jagjivan Raisy Raja Nephew of Paramand Raja	... "The Paraman and Raja Endowment Fund"	3 per cent. Conversion Loan 1946	13,800	Par	13,800 0 0
26	Parwatibai Dwarkadas Tribhuvandas	... "Bai Parwatibai Dwarkadas Prize" at Bhulebhar Gujarati Girls' School.	4½ per cent. Loan (1955-60)	200	Par	200 0 0
27	The Trustees of Bai Padmabai Trust	... "The Padmabai Qureshi Urdu School Trust Fund"	3 per cent. Conversion Loan 1946	6,500	Par	6,500 0 0
28	Sir Currimbhoy Ibrahim, Bart.	... "The Rahimtulla Currimbhoy Training Institution Scholarships" at Imamwada Urdu School.	{ 6 per cent. Bombay Municipal Debenture 1954 ... 17,000 3 per cent. Conversion Loan 1946 ... 1,000 3½ per cent. Bombay Municipal Debentures, 1977 ... 8,500	Par	17,000 0 0	
				Par	1,000 0 0	
				87 2 0	7,405 00 0	
29	Mr. Laldas Prabhudas	... "Bai Rambhabai Laldas Prabhudas Girls' School Scholarship and Endowment and Trust Fund" for Bai Rambhabai Laldas Prabhudas Girls' School.	4 per cent. Bombay Port Trust Bonds	10,000	Par	10,000 0 0

* Represents balance in Cash with the Imperial Bank of India.

APPENDIX No. 41—(concl'd.).
EDUCATION FUND

Serial No.	Name of Donor.	Object for which endowment is given.	Particulars of Securities	Face value.	Rate per cent.	Book Value.
30	Mr. Rattansee Mulji	"Rattansee Mulji Scholarship and Endowment Fund" at Ratansee Mulji Gujarati Boys' School.	4 per cent. Bombay Port Trust Bonds	10,000	Par	10,000 0 0
31	Bai Walibai w/o of Vallabhadas Vishram Mowji	"Bai Walibai Vallabhadas Endowment Fund"	4 per cent. Bombay Municipal Debentures	29,000	Par	29,000 0 0
32	S. B. Pendurkar Memorial Mitra Mandal	"S. B. Pendurkar Memorial Prizes" at Municipal Marathi Schools	3 per cent. Conversion Loan 1946	600	99 0	600 0 0
33	Kashalkar Satkar Committee	"Shantabai Kashalkar Prizes" at Municipal Marathi Schools	2½ per cent. Loan 1961	400	99 0	396 0 0
			6 per cent. Bombay Municipal Debentures (160 lacs. 1954)	2,500	Par	2,500 0 0
34	Sheth Dwarakadas Tribhuvandas, J.P.	"Sheth Dwarakadas Tribhuvandas J.P. Garba Party Lahani Trust Fund" at Bhuleshwar Gujarati Girls' Schools	4 per cent. Bombay Municipal Debentures	2,500	Par	2,500 0 0
35	Sheth Dwarakadas Tribhuvandas, J.P.	"Sheth Dwarakadas Tribhuvandas Prizes" at Walkeshwar group of schools	4½ per cent. Ghatkopar Kirol Debentures	500	Par	500 0 0
			6 per cent. Bombay Municipal Debentures (160 lacs 1954)	2,500	Par	2,500 0 0
			4½ per cent. Ghatkopar Kirol Debentures	500	Par	500 0 0
36	Teachers and Pupils of the Municipal Gujarati Girls' School.	"S. S. Bengali Gujarati Girls' School Trust Fund" prize at S. S. Bengalee Gujarati Girls' School.	3 per cent. Conversion Loan 1946	100	97 10	97 10 0
37	Mr. Virji Peraj, Managing Trustee of the Padamsi Lohana Girls' School.	"The Thakkar Peraj Padamsi Lohana Kanyashala Trust and Endowment Fund."	6 per cent. Bombay Municipal Debentures (160 Lacs 1954)	8,000	Par	8,000 0 0
38	Primary Teachers' Association	"R. S. Taki Scholarship and Prizes"	3 per cent. Conversion Loan 1946	1,100	Par	1,100 0 0
39	Vishnupant Pagnis Satkar Samiti Bombay	"Vishnupant Pagnis Prizes"	3 per cent. Conversion Loan 1946	1,500	Par	1,500 0 0
40	Pupils and Teachers in Municipal Schools	"War Loan Prizes"	4½ per cent. Loan (1955-60)	900	Par	900 0 0
			3 per cent. Conversion Loan 1946	3,500	Par	3,500 0 0
41	Mr. Lallubhai Trimbakram, Executor of the Will of Bai Matubai Ratansi Dhanji.	"Matubai Ratansi Dhanji Gujarati School Endowment Fund"	3½ per cent. Bombay Municipal Debentures 1977	50,000	Par	50,000 0 0
42	Smt. S. Dallas	"Dallas Fund" Monetary help to the staff of Education Officer's office and Gujarati Teachers until the Corpus of the fund is wiped out.	3 per cent. Conversion Loan 1946	6,100	80 9	4,914 5 0
43	The Society for the promotion of Education among the masses known as the Dadabhoy Nowroji Poor Boys Seminary.	Donation for the promotion of Education among the masses	3 per cent. Conversion Loan, 1946	8,000	Par	8,000 0 0
44	Mr. Mukund Sadashiv Patil	"Shadashiv Herishchandra Patil Prize Fund"	3 per cent. Conversion Loan, 1946	500	"	500 0 0
45	Trustees of the Estate of the Late N. P. Vakil	"Sir Nowroji Pestonji Vakil Scholarship Fund" for depressed class pupils.	3 per cent. Conversion Loan, 1946	4,500	"	4,500 0 0
46	Messrs. Nareyan Ramchandra Deo and Atmaram Ramchandra Deo.	"The Ramchandra Sitaram Deo alias Bals Bhatji Prize Fund"	3 per cent. Conversion Loan, 1946	500	"	500 0 0
47	Prof. V. G. Rao	Prof. V. G. Rao's Scheduled Class Scholarships	3 per cent. Conversion Loan, 1946	400	"	400 0 0
48	Smt. Monoramabai Govindrao Kulkarni	"Manoramabai Govindrao Kulkarni Prize"	3 per cent. Conversion Loan, 1946	300	"	247 8 0
49	Diwan Bahadur G. S. Rao	"Diwan Bahadur G. S. Rao Prize"	12 Years, Post Office National Savings Certificates	200	"	200 0 0
50	The Secretary, Municipal Marathi Teachers' fund.	"Shikshak Fund Prizes" to children of Municipal Teachers from the Marathi side.	3½ per cent. Bombay Municipal Debentures	2,500	87	2,175 0 0
51	Executor of the Will of the late Shri D. H. Bondre.	D. H. Bondre Prizes to backward class students.	3 per cent. Conversion Loan 1946	300	82 8	247 8 0
			3½ per cent. Bombay Municipal Debenture 1977	1,000	87	870 0 0
			3 per cent. Conversion Loan 1946	100	82 8	82 8 0
52	Trustees of the late Sheth Laldas Prabhudas Kothari	Distribution of prizes, sweetmeats etc. to students of Rambhabai School, in the name of Bai Rambhabai Laldas Kothari.	3 per cent. Conversion Loan 1946	1,700	Par	1,700 0 0
			Total			3,26,633 4 6
			Grand Total	3,30,900		3,26,850 1 8

* Represents balance in cash with the Imperial Bank of India.

T. V. DORAISWAMY,
Chief Accountant.

V. L. GIDWANI,
Municipal Commissioner.

176

ASSESSMENT & COLLECTION

During the year under report following officers were in charge of this department as Assessor and Collector, for the periods shown against their names :—

Shri C. V. Aras, B.A.	...	1st April 1953 to 3rd June 1953 and 4th October 1953 to 20th December 1953.
Shri G. A. Vyavaharkar, B.A.	...	4th June 1953 to 3rd October 1953.
Shri I. N. Mehta, B.A.	...	21st December 1953 to 7th February 1954 and 15th March 1954 to 31st March 1954.
Shri A. W. Shanbhaug, G.D.A.	...	9th February 1954 to 14th March 1954.

Rates of Taxation.—The rates of taxation on lands and buildings continued to be the same as in the preceding year, *viz.*, General tax (including Fire tax) 17½ per cent, Water tax 3½ per cent and Halalkhore tax 3 per cent. The tax on vehicles and animals was levied at the maximum rates prescribed in Schedule G. The rate charged for the supply of water by meter measurement was enhanced from Rs. 1-2-0 to Rs. 2-0-0 per 1000 gallons in case of premises where water is used for building purposes. The rates in respect of other classes of properties remained the same as in the previous year. These rates ranged from annas 12 to Rs. 2-4-0 per 1000 gallons according to the class of properties, minimum rate being charged to Government and the maximum to the Race Course premises and the Bombay Port Trust, excluding residential premises.

Properties.—The total number of properties on the 31st March 1954, was 54,157 as shown in Statement A. Out of these properties 46,268 were assessed to General tax, 2,042 were exempted from it under Section 143 (1)(a) of the Bombay Municipal Corporation Act, 2,115 were not taxed, being very small plots, and 2,607 were Municipal plots. Vacant lands owned by Government are not assessed till they are beneficially occupied, while Railway lands are assessed in lump. The number of Municipal properties exempted from General tax under Section 143 (1)(b) of the Bombay Municipal Corporation Act, during the year was 1,125.

Properties newly erected, demolished and enlarged during the year numbered 858, 780 and 998, respectively, the corresponding figures for the year 1952-53 being 841, 627 and 1,206. The number of single room tenements, double room tenements and flats in the City on 31st March 1954 was 2,61,006, 71,351 and 54,723, respectively.

Rateable value.—The rateable value of all the properties in the City on the 31st March 1954, was Rs. 23,43,85,349 against Rs. 21,99,08,994 on the 31st March 1953. It worked out to Rs. 100-12-0 per head of population (23,25,945 as per the census of 1951) for the City proper against Rs. 94-8-0 in the preceding year. In 100 cases, the rateable value was increased by more than Rs. 2,000 each.

Vehicles and Animals.—Particulars of vehicles and animals taxed during the year (excluding those taxed under the Public Conveyance Act) are as under :

Motor lorries	...	4,941	
Motor cars (including 3,012 taxis)	...	23,410	
Trolleys	...	8	
Trailors	...	48	
Motor cycles with side cars	...	153	
Motor cycles	...	1,692	
Four wheeled vehicles drawn by animals	...	110	
Two Do. Do. Do.	...	409	
Hand carts	...	7,031	
Horses	...	1,553	
Ponies	...	30	
Bullocks	...	424	
Total		...	39,609

Vehicles and animals taxed under the Public Conveyance Act were as under :

Hack Victorias (including 2 horses for each)	...	990	
Labour carts (with a pair of bullocks)	...	983	
Hand carts	...	Nil	
Total		...	1,973

Under Section 185 of the Bombay Municipal Corporation Act, wheel tax in respect of hack-victorias, labour carts (without pneumatic tyres) and hand-carts (without pneumatic tyres) ordinarily leviable at Rs. 112, Rs. 40 and Rs. 8 per annum was compounded for the year 1954-55 at Rs. 100, Rs. 35 and Rs. 6, respectively (under Standing Committee Resolution No. 2,309, dated the 3rd February 1954), because these vehicles were required to pay the tax for the whole year in advance *vide* Section 198 of the Bombay Municipal Corporation Act instead of quarterly as in the case of other vehicles.

Bills.—The total number of bills in respect of property taxes and wheel tax issued during the year was 1,13,109 and 1,11,743, respectively, of which 1,07,905 and 1,04,281, respectively, were for 1953-54 and 5,204 and 7,462, respectively, for previous years.

Total demand, Collection and Outstanding of all taxes for previous years and for the year 1953-54

(Annas and pies omitted. Amount above annas eight is taken as full rupee and that below annas eight is omitted).

Year	Particulars	Outstandings on 1-4-1953.	Amount of bills issued, including Government and B.P.T. contribution and drawback admissible during 1953-54.	Total issued	Amount of bills recalled and cancelled and drawback admissible.	Net demand.	Collection.	Percentage of collection to net demand.	Outstanding on 1-4-1954.	Percentage of outstanding to net demand.
Previous years	... Property	1,05,39,032	24,32,814	1,29,71,846	18,21,440	1,11,50,406	77,74,921	69.73	33,75,485	30.27
1953-54	... Do.	...	6,64,47,675	6,64,47,675	44,44,031	6,20,03,644	5,26,53,252	84.92	93,50,392	15.08
	Total	1,05,39,032	6,88,80,489	7,94,19,521	62,65,471	7,31,54,050	6,04,28,173	82.60	1,27,25,877	17.40
Previous years	... Wheeltax	13,70,036	2,38,344	16,08,380	3,26,513	12,81,867	6,12,881	47.81	6,68,986	52.19
1953-54	... Do.	...	41,38,929	41,38,929	99,729	40,39,200	32,52,766	80.53	7,86,434	19.47
	Total	13,70,036	43,77,273	57,47,309	4,26,242	53,21,067	38,65,647	72.65	14,55,420	27.35
	Grand Total	1,19,09,068	7,32,57,762	8,51,66,830	66,91,713	7,84,75,117	6,42,93,820	81.93	1,41,81,297	18.07

The percentage of recovery to the total demand during the year was 81.93.

Total net demand, collection and outstanding compared with those for the previous two years:—

Year.	Total net demand.	Collection.	Percentage.	Outstanding.	Percentage.
1953-54	7,84,75,117	6,42,93,820	81.93	1,41,81,297	18.07
1952-53	7,25,43,427	6,06,34,359	83.58	1,19,09,068	16.42
1951-52	6,51,94,923	5,37,51,331	82.45	1,14,43,592	17.55

Particulars of outstanding:—

Particulars.	Amount outstanding on 31-3-1954
	Rs.
1. (a) Government contribution (sum in lieu of general tax from 1-4-50 to 31-3-54 under Section 144) (Central Government Rs. 4,97,116 and Provincial Government Rs. 1,07,480.)	6,04,596
(b) Government property taxes and water charges by measurement	3,81,485
(c) Amount due by the Garrison Engineer and other Government Officers in respect of premises requisitioned	2,15,695
(d) Amount due in respect of evacuee properties and payable by the Custodian	1,41,862
2. Central Railway	1,61,696
3. Western Railway	96,957
4. Bombay Port Trust	1,44,437
5. Bombay Municipal Corporation (Improvements)	4,88,900
6. Mills (Textile)	6,43,322
7. Amount involved in complaints on account of which the rateable values and taxes had not become final during the year	27,63,881
8. Amount of bills issued at the end of the year on account of revision proposals under Section 167	33,72,935
9. Amount due by other ratepayers as also in respect of properties occupied on flat-ownership basis owned by Co-operative Societies in charge of Court Receiver, Official Assignee etc. and involved in appeals and suits filed or proposed to be filed	51,65,531
	1,41,81,297

As regards 1(a), out of the total outstandings of Rs. 6,04,596, an amount of Rs. 4,97,116 which represents the sum in lieu of General tax payable in respect of the Central Government properties is disputed on the ground that these should not be charged at a rate higher than that prevailing on 31st March 1937. The question is under correspondence. The balance of Rs. 1,07,480 is payable by the Provincial Government and the payment is expected shortly.

As regards (b) and (c), payment was not made in spite of repeated requests.

As regards (d), the Dy. Custodian of Evacuee Property pays as and when the funds permit.

As regards 2, 3 and 4, payment was not made before 31st March 1954 though the demand was pressed.

As regards 5, the amount awaits adjustment.

As regards 6, the outstanding amount represents the amount of the tax on the difference between the revised and original rateable values. The mills have paid taxes on the original rateable value. They have complained against the revised rateable values and payment will be received when the complaints, which are now being investigated, are disposed of.

As regards 7, complaints against revised assessment made under Section 167 on account of additions, alterations, etc., to several properties in the last quarter of the year could not be investigated before the 31st March 1954, due to the investigation of general complaints under Section 162 for the year 1954-55 received during the period between the 20th December 1953, and the 14th January 1954. Every year complaints against revised assessment are required to be heard after the 1st April. Thus the sum of Rs. 27,63,881 was not an effective demand, though bills had to be issued in conformity with the provisions of the Act.

As regards 8, bills amounting to Rs. 33,72,935 were issued in March 1954. These bills could not be presented and recovered in that month and hence the amount is carried over to the year 1954-55.

As regards 9, out of Rs. 51,65,531 shown outstanding against private ratepayers a sum of Rs. 10,52,504 is involved in suits filed or which are being filed and about Rs. 8,29,442 are payable by the Court Receiver and the Official Assignee. If these amounts are deducted from the amount due from private ratepayers, the

total sum to be recovered and within the control of the Inspectorial staff is reduced to Rs. 32,83,585 which is inclusive of an amount of Rs. 13,48,697 representing taxes on buildings having flats sold on ownership basis. In view of the peculiar legal difficulties involved in effecting recoveries from flat-owners, the question of amending the Act is receiving urgent attention. This gives a percentage of 2.47 to the net demand.

Miscellaneous Receipts.—Miscellaneous receipts realised from notices of demand, distress warrants, battaki fees, and other items amounted to Rs. 31,592-9-0 against Rs. 30,914-12-3 in the preceding year. The number of notices of demand issued and served and distress warrants issued and executed during the year was 24,460, 21,445 and 447, respectively.

Meter Hire.—Receipts from meter hire amounted to Rs. 98,407-11-0 against Rs. 87,972-13-0 in the previous year. Rs. 20,873-12-0 remained to be collected at the close of the year.

Exemption.—The amount of full exemption and partial exemption allowed in respect of General tax under Sections 143(1-a), (1-b) and 144(3) and 145(3) was equivalent to Rs. 29,08,889-4-0 on the 1st April 1953, against Rs. 28,58,721 during the preceding year.

Exemption from payment of General tax in 10 cases was discontinued as the circumstances in which it was allowed had changed and there was no justification for continuing it.

Drawback and Refund.—The following statements show the particulars of drawback and refund claims dealt with during the year and the preceding two years.

Drawback						
Year.	No. of claims received	No. of claims admitted.	Percentage.	No. of claims rejected.	Percentage.	Amount of drawback allowed.
1953-54 ...	56	1	1.79	55	98.21	71 6 0
1952-53 ...	21	2	9.5	19	90.5	115 0 0
1951-52 ...	18	18

Refund								
Year.	No. of claims received.	No. of claims admitted.	Percentage.	No. of claims rejected.	Percentage.	AMOUNT		
						Vacancy.	Over-collection.	Total
1953-54 ...	3,064	1,984	64.75	1,080	35.25	87,352	1,62,452	2,49,803
1952-53 ...	2,972	2,377	79.98	595	20.02	1,02,673	2,47,839	3,50,512
1951-52 ...	2,462	1,991	80.87	471	19.13	1,07,915	3,74,951	4,82,866

Complaints and Appeals against rateable values: There were 1,473 complaints under Section 167 of the Act against assessments amounting to Rs. 1,70,45,200 proposed during the currency of the year and 2,302 complaints under Section 162 against original assessments amounting to Rs. 3,19,17,491. The amounts of assessments were, on investigation of complaints reduced to Rs. 1,52,51,260 and Rs. 3,14,73,893, respectively, the reduction amounting to Rs. 17,93,940 and Rs. 4,43,598, giving a percentage of 10.52 and 1.39, respectively.

There were 54 appeals against rateable values revised under Section 162 (2) of the Municipal Act. Of these, 13 were settled out of Court, 2 were decided and 39 were pending.

Suits: 35 suits were filed against ratepayers for recovery of taxes as against 19 during preceding year and in 16 cases decrees were obtained.

Riot Tax: During the year, bills for A. G. T. Nos. XX and XXI (Riots of 1950) for a total compensation of Rs. 88,810-0-0 plus 3 per cent. surcharge were issued. Total amount of riot taxes collected during the year was Rs. 1,40,753-14-6, including recovery of riot tax bills issued during the previous years.

The Urban Immoveable Property Tax: The rates of taxation continued to be the same as in the preceding year, viz, 5 per cent. in the case of buildings and lands, the rateable values of which were above Rs. 2,000 in each case and 2½ per cent. in the case of buildings and lands the rateable values of which were Rs. 2,000 and below, but not less than Rs. 500. Properties having Rateable value of less than Rs. 500 per annum continued to be exempted. The arrears of the tax as on 1st April 1953 was Rs. 22,80,668-12-0 which was reduced to Rs. Rs. 22,22,699-6-0 on account of amendments. Out of this amount, a sum of Rs. 13,83,298-15-0 was collected, leaving a balance of Rs. 8,39,400-7-0 at the close of the year. The demand in respect of the tax for the year 1953-54 was Rs. 97,00,621-15-0, collection Rs. 74,98,713-10-3, drawback allowed Rs. 20-2-0, while Rs. 22,01,888-2-9 remained outstanding at the close of the year. The total collection of the Urban Immoveable Property tax thus amounted to Rs. 88,82,012-9-3 during the year under report.

General Remarks

As per Bombay Act No. XX of 1952, Sections 200 (b), 201 and 202 of the Bombay Municipal Corporation Act were amended by substituting the words "serve upon" for the words "present to" wherever they occurred in these Sections and a new Section No 486A was inserted whereby a bill for any Municipal tax could be served upon the person liable therefor by sending it by ordinary post under a certificate of posting to that person at his last known abode or place of business in Greater Bombay. Consequently, the bills are being served on rate-payers by post as from 1st April 1953.

By Bombay Act No. XX of 1952, the Bombay Municipal Corporation Act was amended making the wheel tax on the vehicles and animals falling under items, 7, 8 and 9 of Schedule C payable yearly in advance against number plates issued in token of payment of the tax. Accordingly, tax on hand-carts and bullock-carts for the year 1953-54 was recovered after giving due notice to the public as required by the amendment. The amount thus collected was Rs. 73,359-4-0 as against Rs. 43,366-14-0 during the year 1952-53.

Tax amounting to Rs. 6,476-6-0, representing a charge on 480 race horses from November 1953 to March, 1954, was recovered through the Western India Turf Club as against Rs. 6,663-4-0 during the preceding year. The difference is due to the decrease in the number of race horses.

The assessment of properties belonging to the two Railway Administrations (Central and Western for the quinquennium 1949-54 is being worked out on the principles laid down by the Special Officer, the late Sir Sajba Rangnekar. Shri H. S. N. Murti, B.A., LL.B., a retired officer of the Assessment Department, is appointed *vide* Corporation Resolution No. 1051, dated the 21st December 1953 to scrutinize the accounts in order to determine the assessment of Railway properties for the said quinquennium and his report is awaited.

The Assessment of the Bombay Port Trust properties to be worked out for the quinquennia period 1944-49 according to Shri Lokur's report is still not finalised. The Central Government is, therefore being moved to expedite the matter. The assessment for the quinquennium 1949-54 will be worked out after the assessment for the previous quinquennium, is determined.

As regards the assessment of properties owned by the Central Government, a representation was made to them to pass necessary legislation as provided for in Article 285 of the Constitution of India to make Central Government properties erected on or after the 1st April 1937, also liable to the levy of general tax and the question is receiving Government's attention.

The Central Government had contended that under Article 285 of the Constitution, their properties were not liable to be charged general tax at a rate higher than that prevailing immediately before 1st April 1937 and have withheld payment of a large amount of general tax charged at the rates revised from time to time. The matter has been referred to the Municipal Solicitors requesting them to take steps to state a case for High Court's decision. In the meantime, the Central Government have agreed to pay the tax at the enhanced rate from 1st April 1954.

The Standards Officer appointed for the implementation of the recommendations of Messrs. Ibcou, Ltd. was gradually effecting retrenchment and upto the 31st March 1954, 66 posts out of 143 recommended for retrenchment were reduced from the department having a personnel of 556 plus 50 Leave Reserves. The gross savings effected upto the 31st March 1954, works out to Rs. 2,79,689-0-0.

There was no occasion during the year when the provisions of the Bombay Municipal Servants Act had to be brought into effect.

Both the indoor and outdoor staff worked during the year with appreciable zeal and devotion.

I. N. MEHTA.

Assessor & Collector.

STATEMENT " A "

Classification of properties according to user

Serial No.	Particulars	Total No.	Approximate Rateable Value (in lacs of Rupees)
1	Building for residential purposes	36,103	1244.35
2	Buildings for business purposes	3,501	282.32
3	(a) Mills (Textile)	80	154.77
	(b) Mills (Oil & ors.)	106	32.76
4	Factories	969	109.80
5	Petrol Pumps and Service Stations	112	2.12
6	Stables	81	5.98
7	Garages (Separately assessed)	1,208	7.09
8	Godowns	2,105	95.80
9	Docks	8	58.22
10	Religious properties (Temples, Mosques, etc.)	894	11.18
11	Properties occupied for Charitable purposes	198	6.11
12	Educational Institutions	256	30.64
13	Gymnasias, Play-grounds, etc.	143	5.84
14	Cinema Theatres, Studios etc.	74	26.67
15	Wells, Tanks, Urinals, etc.	617	1.64
16	Markets	74	15.48
17	Quarries	3	.26
18	Salt pans	80	1.26
19	Hospitals and Asylums	95	22.40
20	Lands	1,970	10.20
21	Properties and lands belonging to Government, Railways and Port Trust	5,480	218.96
	Total	54,157	23,43.85

STATEMENT " B "

Rateable Value with the gross return of the property taxes.

(IN LAKHS OF RUPEES)

Year	Net rateable value	General Tax		Water tax including water charges by meter measurement		Halalkhor Tax		Total of taxes
		Rate	Return	Rate	Return	Rate	Return	
		Per cent		Per cent		Per cent		
1949-50	... 2017.48	14½	277.59	3½	139.95	3	56.96	474.50
1950-51	... 2035.42	..	279.62	..	133.09	..	57.72	470.43
1951-52	... 2100.54	..	286.52	..	142.35	..	59.80	488.67
1952-53	... 2199.09	17½	357.49	..	153.16	..	61.91	572.56
1953-54	... 2343.85	..	383.10	..	170.77	..	66.17	620.04

STATEMENT "C"

Growth of Assessment during the past five years.

(IN LAKHS OF RUPEES).

Year.	Original Assessment Rateable Value, as fixed on 20th December.	Assessment after disposal of complaints and accounting for T.W.Rs. from December to February.	Amount of subsequent reduction during the year on account of demolitions and complaints.	Subsequent enhancement New buildings, enlargement etc.	Final Assessment Rateable Value.	Increase Final difference over the preceding year's assessment.	CLASSIFICATION OF RATEABLE VALUE.	
							Chargeable to General Tax.	Exempted from General Tax under Sec. 43(1) (a) & (b), etc.
1949-50 ...	1918.85	1970.42	58.46	105.52	2017.48	79.01	1881.98	135.50
1950-51 ...	2013.23	2046.24	85.10	74.28	2035.42	17.94	1895.74	139.68
1951-52 ...	2037.09	2057.35	47.83	91.02	2100.54	65.12	1942.51	158.03
1952-53 ...	2073.21	2137.31	43.30	110.08	2199.09	98.55	2014.03	185.06
1953-54 ...	2157.16	2247.75	40.75	136.85	2343.85	144.76	2158.29	185.56

STATEMENT "D"

Classification of Properties according to Rateable Values

Rateable Value	No. of properties
Below 200	7,200
Between 201 to 300	3,042
Between 301 to 400	2,727
Between 401 to 500	2,263
Between 501 to 700	3,735
Between 751 to 1000	2,776
Between 1001 to 1500	4,131
Between 1501 to 2000	3,357
Between 2001 to 5000	9,704
Between 5001 to 10000	5,235
Between 10,001 to 20,000	2,452
Between 20,001 to 30,000	704
Between 30,001 to 40,000	316
Between 40,001 to 50,000	192
Between 50,001 to 1,00,000	294
Between 1,00,001 to 1,50,000	92
Between 1,50,001 to 2,00,000	39
Between 2,00,001 to 2,50,000	30
Between 2,50,001 to 3,00,000	9
Between 3,00,001 to 3,50,000	11
Rs. 3,50,001 and above	14
Total	48,311

These figures do not include properties belonging to the Bombay Port Trust and Railways, assessed in lump.

Election and Town Duty Department

TOWN DUTY SECTION

Shri K.R. Kelkar was in charge of the Department up to 9th October 1953, when he retired from Municipal service on account of superannuation. Shri S. G. Redkar took over on 10th October 1953 and continued to be in charge of the Department throughout the year.

2. The rates of town duties continued to be the same as those in the preceding year, except that of Ghee substitutes which was reduced to As. 8 per Qr. from Re. 1 per Qr. with effect from 1st April 1953.

3. The gross collections on account of Town Duties, refunds in accordance with the provisions of Section 195 of the Bombay Municipal Corporation Act and the net receipts are shown in Appendix A. For the sake of comparison, the gross collections and refunds, during the year under report, and those in the previous year are given below:—

	1952-53	1953-54
	Rs.	Rs.
Gross collections	92,95,088	93,85,739
Refunds	20,19,274	19,66,545
Net Revenue	72,75,814	74,19,194

4. There was an increase in the net receipts from Grain, Tea & Edibles, and a corresponding decrease in Sugar and Iron & Steel. The large decrease in Sugar was due to imports by the Union Government without paying Town Duties. The total net revenue showed a small increase as compared with the preceding year.

5. The total number of claims received during the year was 36,608 and the amount refunded was Rs. 19,66,545 as against 34,564 claims and Rs. 20,19,274 refunded during the preceding year.

6. During the year under report, 6,19,359 packages of Sugar and Jagree, 2,99,203 cases of Tea, 4,29,210 cases of Edibles and 27,096 tins and packages of Ghee, Paper etc., were stamped with Municipal marks as against 10,97,198, 3,79,810, 1,99,259 and 14,559 packages and tins respectively, in the preceding year.

7. The fees from stamping Sugar etc., bags amounted to Rs. 83,531-13-0, as against Rs. 1,00,547 in the preceding year.

8. Town Duties collected by this Department on goods coming into the City by roads, along Bhandup and Jogeshwari and by other routes amounted to Rs. 6,03,492 as against Rs. 6,92,384 in the preceding year. The town duties on dutiable parcels imported by air amounted to Rs. 10,174 during the year under report as against Rs. 5,872 during the preceding year.

9. By Bombay Act LXIV of 1953 in force from 27th November 1953 refund of town duty on export under Section 195(1) was fixed at 93½ per centum of the town duty levied upon the articles. The balance of 6½ per centum to be credited to the Municipal Fund as a fee for collection and refund. Under the same amending Act minimum amount of refund admissible was raised from Rs. 5 to Rs. 10.

ELECTION SECTION

In accordance with the provisions of Section 21B of the Bombay Municipal Corporation Act, a Supplementary Election Roll containing 467 names was published on 20th December 1953. Though a notice was published in the Newspapers inviting applications for enrolment, 514 applications only were received. Of these, 467 were for fresh enrolment and 8 for correction of names already enrolled and were admitted, 26 were redundant as the persons concerned were already enrolled and the remaining 13 were rejected for miscellaneous reasons.

S. G. REDKAR,
Election and Town Duty Officer.

APPENDIX 'A'

Statement showing the Collections, Refunds and Net Revenue from Town Duties for the years 1952-53 and 1953-54.

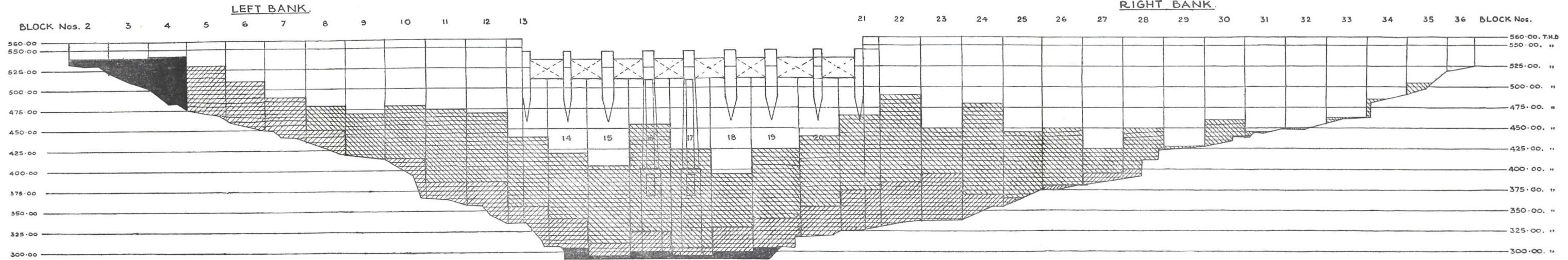

Commodities.	Rates.	COLLECTIONS.				REFUNDS CERTIFIED BY THE TOWN DUTY DEPARTMENT.				NET REVENUE.			
		1952-53.	1953-54.	Increase in 1953-54.	Decrease in 1953-54.	1952-53.	1953-54.	Increase in 1953-54.	Decrease in 1953-54.	1952-53.	1953-54.	Increase in 1953-54.	Decrease in 1953-54.
		Rs.	Rs.	Rs.	Rs.	Rs.	Rs.	Rs.	Rs.	Rs.	Rs.	Rs.	Rs.
Grain	... At 2 As. per Maund	13,34,968	12,92,421	5,92,455	...	3,62,472	3,10,461	1,42,989	...	8,98,056	13,35,794	4,37,728	...
Flour	... At 1½ As. per Maund	9,254	7,160	...	2,094	78,694	93,326	14,632
Sugar	... At 12 As. per Cwt.	23,15,695	12,70,876	...	10,44,819	7,71,362	3,58,511	...	4,12,851	15,44,333	9,12,365	...	6,31,968
Wines and Spirits	... At Re. 1 per Imperial Gallon	2,14,231	2,56,198	41,957	...	16,858	24,905	8,047	...	1,97,373	2,31,293	33,920	...
Beer	... At 2 As. per Imperial Gallon	31,573	49,628	15,058	...	12,256	20,415	8,159	...	22,314	29,213	6,899	...
Ghee and Ghee Substitutes	... At Re. 1 per Qr. for 1952-53 (Rate for Ghee Substitutes at As. 8 per Qr. in 1953-54) ...	5,05,939	4,78,487	...	11,931	4,518	6,174	1,656	...	1,01,421	4,72,594	15,236	13,591
Timber and Plywood	... At 3% on the Market Value ...	6,93,689	7,03,232	2,543	...	45,334	27,938	...	17,396	6,54,355	6,75,294	20,939	...
Firewood	... At 9 As. per Ton	57,208	49,091	...	8,117	57,208	49,091	...	8,117
Charcoal	... At Re. 1 per Ton	2,20,798	2,16,490	...	4,308	2,20,798	2,16,390	...	4,308
Tea	... At 6 Pies per Lb	6,46,016	6,88,426	42,410	...	2,81,453	2,25,542	...	55,911	3,64,563	4,62,884	98,321	...
Coal	... At 7 As. per Ton	64,382	66,990	2,408	...	2,984	1,753	...	1,228	61,598	65,232	3,637	...
Dates, (Dry)	... At 6 As. per Cwt.	82,315	80,548	...	1,767	82,315	80,548	...	1,767
Dates, (Wet)	... At 4 As. per Cwt.	1,20,226	1,21,449	1,223	1,20,226	1,21,449	1,223	...
Cement	... At Re. 1 per Ton	1,67,635	1,84,543	16,908	...	655	24	...	631	1,66,980	1,84,519	17,539	...
Iron and Steel	... At Rs. 2½ per Ton	7,45,872	6,54,338	...	91,474	25,920	10,619	...	1,5301	2,19,952	6,43,779	...	76,173
News Print	... At 5 As. per Cwt.	1,28,582	1,68,718	40,136	...	4,388	6,543	2,155	...	1,24,194	1,62,175	37,981	...
For Cards etc.	... At Re. 1 per Cwt.	45,313	47,683	2,370	...	37	236	199	...	45,276	47,447	2,171	...
Straw Boards	... At 3 As. per Cwt.	26,420	31,412	4,992	...	116	116	26,304	31,412	5,108	...
Edibles	... At 6¼ Advalorem	14,95,279	23,09,719	8,14,040	...	4,48,418	7,09,383	2,60,965	...	10,47,261	16,00,336	5,53,075	...
Commodities not accounted for		3,79,950	52,823	...	3,27,127	3,79,950	52,823	...	3,27,127
Miscellaneous		146	70	...	216	146	70	...	216
Total ...		92,95,088	93,85,739	15,32,538	14,91,852	20,60,465	19,95,832*	4,38,602	5,03,434	72,34,623	73,89,967	12,18,551	10,63,257

* This represents the refund passed by this Department on exports during the year under reference, whereas total refunds paid by the Chief Accountant amounted to Rs. 19,66,545 including previous year's claims.

S. G. REDKAR,
Election and Town Duty Officer.

VAITARNA DAM.

APPENDIX. A



LONGITUDINAL SECTION - UPSTREAM VIEW.


NOTE:-

- CONCRETE LAID UP TO 12-6-52. SHOWN THUS 6,28,000 cu.ft.
- CONCRETE LAID FROM 15-10-52 TO 31-3-53 SHOWN THUS 41,14,000 "
- CONCRETE LAID FROM 1-4-53 TO 31-3-54, EXCLUDING THE MONSOON MONTHS SHOWN THUS 80,86,300 "


APPROXIMATE QUANTITY -

BOMBAY MUNICIPALITY.	
VAITARNA-CUM-TANSA SCHEME.	
TITLE:-	
PROGRESS OF CONCRETING.	
PREP. BY: P.G.P.	TRACED BY: N.L.P. / CHECKED BY: P.P.
DRAWING No. VT/DT/1068 OF 23-4-54	

Shankar P. R. Sani
A.E.(C) CE.(DT) 2/11/54



General View of Dam—Right Bank



Under sluice Openings

VAITARNA-CUM-TANSA SCHEME

Major Works in Progress

Vaitarna Dam

(a) *Excavation.*—The work of opening the foundations was continued and about 2,50,000 cubic feet of earth and murum and 3,20,000 cubic feet of rock were excavated. The work was nearly completed.

(b) *Drilling and Grouting.*—The work of consolidating the foundation rock by drilling 1.3/4" diameter holes along the upstream face (maximum depth being 100 feet) and grouting the same with cement at 40 lbs. per square inch was completed. The total depth of these holes drilled and grouted was about 11,350 R. ft.

(c) *Concreting.*—90,86,300 cubic feet of concrete cooled down to 60°F. was laid during the year. The maximum quantity of concrete placed on a day was about 70,500 cubic feet (or about 13,34,600 cubic feet in a month). The total work done upto 31st March 1954 was about 1,38,28,300 cubic feet *vide* Appendix 'A'.

(d) *Instruments in the body of the Dam.*—In order to study the temperature gradients, 45 Thermometers were installed in the body of the Dam during the year. The total number of instruments embedded in the Dam was 87.

(e) *Undersluices.*—The built-in parts for the Emergency Gates for both the under sluices were erected. Further work was in progress.

Concrete Testing Laboratory.—The use of Class 'A-1' Concrete (*viz.*, 11½ cwt. of cement for 100 cubic feet of mixed concrete) was continued throughout the year for the main body of the Dam.

The work in the Laboratory was mainly concentrated on keeping a day-to-day control on the quality of concrete laid. This was achieved as under:—

(i) Control of materials :

(a) *Cement.*—Cement samples were taken twice a day from the Batching and Mixing Plant and tested as per B. S. S. No. 12/1947. The results of these tests were found to be satisfactory, no sample falling short of the requirements.

(b) *Aggregates.*—Samples were taken twice a day for the various aggregates. These samples were taken from the end of the cooling tunnel, which was the nearest point, before the aggregates were batched and mixed. After sieving the various aggregates, the grading of each type of aggregate was determined and the combined grading was maintained within permissible limits by effecting the necessary adjustments as and when necessary.

(ii) Control at the Batching and Mixing Plant :

(a) *Checking of Scales.*—All the Scales were verified every day before starting the work and one scale in turn, was checked in detail daily for its accuracy, thus keeping close check on the accuracy of the weighing scales.

(b) *Control of Water.*—Moisture contents in the cooled aggregates were determined every day and from the results obtained, the amount of water to be added was adjusted.

(iii) Determination of Unit weights of concrete :

Representative samples of concrete were taken from the wet hopper of the Batching and Mixing Plant and the unit weight of wet concrete was determined and compared with the theoretical ones. The unit weight of concrete as obtained at Vaitarna averaged to 167 lbs. per cubic foot as against 150 lbs. per cubic foot assumed in the design.

(iv) Crushing Strength of Concrete :

Specimen cylinders of 6" diameter × 12" height were cast and capped at site. The specimen were then transported for final curing to the Laboratory and tested for compressive strengths at 7 and 28 days. The average compressive strengths for Class 'A-1' concrete was 3,720 lbs. per square inch for 28 days as against the required crushing strength of 2,250 lbs. per square inch.

Other Works carried out in the Concrete Laboratory :

(a) Experiments in connection with the work of Strengthening of Tansa Dam:—

(i) Anchorage grout, *i.e.*, grouting of cables in foundation rock, and

(ii) Final grouting of cables after the same were tensioned.

(b) 80 Cement samples received from the Controller of Stores were tested and reports submitted.

(c) 521 Nos. 6" × 6" × 6" concrete cubes received from the various departments were tested for compressive strengths.

Hydraulic Experimental Station.—Experiments were carried out on 1/48 scale model of a portion of the spillway of the Vaitarna Dam to study pressures on the nappe and toe of the bucket. These experiments were also repeated at Khadakwasla Research Station, Poona, to see the effects on a three-dimensioned complete model.

(Two photographs relating to Dam work are attached)

Power House

The Municipal-owned Power House of total installed capacity of 3117 KW was in operation, with 3 Nos. 840 KW. Sets, 1 No. 333 KW. set and 1 No. 264 KW. set. The following statement shows the electrical

units generated and supplied to various consumers, fuel and lubricating oil consumed and other data for the year under review.

	Upto 31-3-1953	From 1-4-1953 to 31-3-1954	Upto 31-3-1954
Units generated (KWH)	45,14,966	66,17,787	1,11,32,753
Engine hours run	13,966	15,260	29,226
Fuel Oil consumed	3,04,015	4,55,058	7,59,073
Fuel Oil consumption, Lbs. per KWH	0.572	0.591	0.587
Lub. Oil consumed	6485 (New)	8755 (New) 3898 (Filt)	19,138
Lubricating Oil consumption, Lbs. per hour	4.16	7.495	5.89
Concrete laid (in cubic feet)	47,42,000	90,86,300	1,38,28,300
Units supplied to Messrs. The Hindustan Construction Co. Ltd. for construction and domestic purposes...	41,15,157	62,92,615	1,04,07,772
Units supplied to Municipal Camp shopping area etc.	3,99,809	3,25,172	7,24,981

The Lubricating oil filter for filtering and re-using the used Lubricating oil, ordered under S. C. R. No. 1069, dated the 24th September 1952, was received in April 1953 and was put in commission from 16th May 1953. The filter worked for 831 hours and 3,898 gallons of Lubricating oil were filtered and re-used during this year.

During the summer, it became necessary to run two large sets and one small set during the latter part of the night and early in the day, while 3 large sets or 2 large sets and 2 small sets were required to be operated during the remaining portion of the day constituting the peak load hours. During the winter months, 2 large sets were operated during the cold hours of the day, 2 large sets and one small set being adequate to cope up with the load demand during the hot hours.

TUNNELS

The work of driving 10'-0" diameter horse-shoe shaped tunnels between Vaitarna and Tansa together with the construction of the Intake Tower and the Bifurcation Chamber was completed by the contractors Messrs. Hind Constructions Ltd. and Patel Engineering Co. Ltd. on 28th July 1953. The progress of the work during the year was as under :-

(A) Construction of R. C. C. Intake Tower

The remaining portion of the R. C. C. Intake Tower was completed from 551.75 T. H. D. upto the top level of 591.00 T. H. D. Total quantity of concrete placed during the year was 5,690.99 cubic feet.

(B) Construction of the Bifurcation Chamber

The top portion of the Bifurcation Chamber from 483.00 T. H. D. to 560.00 T. H. D. was completed in all respects. Total quantity of concrete placed in the structure during the year was 18,425 Cubic feet.

(C) Excavation in rock for the Tail Channel

The total quantity of 78,309 cubic feet of rock excavation was done during the year. This work was completed.

(D) Grouting behind the concrete lining of the tunnels

The work was completed in December 1953, a total length of 1835 R. ft. being completed during the year.

(E) Construction of a Two Span R. C. C. Approach Bridge to the Intake Tower

The work of constructing a two-span R. C. C. Approach Bridge connecting the road to the Intake Tower was entrusted to Messrs. The Hindustan Construction Co. Ltd. at a total cost of Rs. 1,68,000 (vide S. C. R. No. 1822, dated the 17th December 1952). The work was commenced on 5th March 1953 and completed on 14th November 1953.

(F) Laying 126" diameter pipeline between Tunnel faces Nos. 2-3 and 4-5.

The work of fabricating and fixing in position the remaining pipes was continued by the contractors Messrs. Structural Engineering Works Ltd. All the R. C. C. footings required for supporting these pipes between tunnel faces Nos. 2 and 3 and 4 and 5 were constructed. Further work was in progress.

(G) Erection of Gates at the Intake Tower and the Bifurcation Chamber

The work of fabrication and fixing in position at site the control gates in the Intake Tower and the Bifurcation Chamber was entrusted to Messrs. Duncan Stratton & Co. Ltd., (vide S. C. R. No. 2136, dated the 24th December 1951). The built-in-parts of the Emergency Circulating Roller Gate and the main gate were fixed in the Intake Tower. Further work was in progress.



Laying 96" dia. Pipe with a Sharp Bend Under Ground in Santa Cruz Aerodrome



96" Dia. Pipe Line being laid Under an Over bridge Near Kapurbawdi

EMBANKMENT AND PIPE LINE

Embankment, cutting and other civil works for preparing formation for the pipe line.

From Bel Nalla to Tansa.—The work of formation for laying 120" diameter pipe line and road from tunnel face No. 6 to Tansa entrusted to Messrs. M. N. Verma Ltd. was continued during the year. The total work done upto 31st March 1954 was of the order of Rs. 30.65 lakhs against the contract amount of Rs. 40.60 lakhs. The work was practically completed. Final joint measurements were in progress.

From Powai to Mahim.—The work of formation for laying the 96" diameter pipeline between Powai and Mahim was completed by the contractors Messrs. Indian National Construction Co. and India Construction Co. The total cost of the work amounted to Rs. 8.70 lakhs.

Construction of Bridge Across Bandra Creek.—This work was entrusted to and was completed by Contractors Messrs. Chaturbhuj Liladhar and Co. The total cost of the work amounted to Rs. 2.19 lakhs.

Fabrication and laying of pipeline.—The contractors Messrs. Structural Engineering Works Ltd. and Hind Constructions Ltd. continued the work of fabricating and laying the pipe-lines throughout the year under report. Out of the total length of 20 miles of 96" diameter pipeline to be completed during the first stage, the contractors fabricated a length of about 13½ miles and laid in position about 10½ miles. Out of the 1200 Rft. of 126" diameter pipeline to be laid, a length of 903 R. ft. was fabricated and 99 Rft. was laid in the tunnel faces at Tasu and Balwant Nalas. The approximate cost of the work done upto 31st March 1954 was about Rs. 58.89 lakhs against the contract amount of Rs. 1.14 crores for the first stage scheduled to be completed by 30th June 1954. (This amount is exclusive of steel materials which were supplied by the Municipality.) The total expenditure on the purchase of steel materials upto 31st March 1954 was about Rs. 1.09 Crores.

Departmental Works.—Departmental works such as preparing trenches, constructing anchor blocks, thrust blocks, making cross connections etc. costing in the aggregate over Rs. 22 lakhs were in progress side by side with the pipelaying works. During the year under report, works to the extent of Rs. 11.38 lakhs were completed. Further works were in progress.

(Two photographs relating to pipelaying works are attached.)

LAND ACQUISITION

Out of the total area of 3991 Acres involving 79 cases of Private, Inam and Government (Revenue and Forest) lands acquired for major Scheme Works, Awards of compensation amounting to Rs. 5,94,008-12-9 in respect of 22 cases of private and Inam lands were declared by the Acquiring Officers. The Suit filed by the Inamdar of Tembha in the High Court of Bombay claiming compensation of Rs. 75 lakhs for the alleged contents of semi-precious stones, etc. in the materials removed from his lands, was compromised for Rs. 1,00,070 on the plaintiff's giving up all his alleged claims for semi-precious stones etc., as reported under S. C. R. No. 563, of 24th June 1953. Proceedings in the Land Acquisition Reference demanded by the Inamdar of Tembha were in progress before the Civil Judge, Thana. Proceedings for transfer and deforestation of Revenue and Forest lands were also in progress with the respective Government Authorities. Out of the area of 214 Acres (acquired temporarily in 34 cases) for Municipal camps, Contractors' camps, Quarry sites etc. an area of 196 Acres (in 29 cases) was restored to the land owners on completion of works. The work of clearing the jungle in the water-spread of Vaitarna lake on an area of 1600 Acres of Inam and Reserved forest was completed.

For the work of laying 96" diameter pipeline from Powai to Mahim, proceedings for the acquisition and transfer of an area of 35 Acres of Private Government Railway and Aerodrome lands were in progress with the Government Authorities.

GENERAL

The various amenities provided at the Vaitarna Camp site such as water supply, transport, telephone communication, medical aid, primary school, postal service, etc. functioned satisfactorily during the year under report. The Post Office started a telegraphic unit since 9th January 1954.

Aerial Survey of Vaitarna Valley.—Messrs. Air Survey Co. of India Ltd. repeated the ground work by establishing new points and completed the work of preparing the contour map. They supplied 16 sets of contour maps, 16" = 1 mile, with contours at 10 feet.

Rainfall gauging in the Vaitarna Catchment.—11 rain-gauging stations were established in the Vaitarna catchment and data regarding rainfall was collected. The average rainfall throughout the catchment was about 114 inches.

Kalu River Gauging.—The river gauging and rainfall recording at the proposed dam site on Kalu River was continued during the year under report at an approximate cost of Rs. 5000.

TOTAL EXPENDITURE

Total expenditure booked upto 31st March 1954 for the various items of the Scheme is given below :—

	Rs.
I—Survey	93,600
II—Preliminary Works	20,69,850
III—Land Acquisition	8,07,700
IV—Dam and App. Works	*4,25,96,300
V—Tunnel and App. Works	1,54,71,100
VI—Laying of pipeline	2,20,45,600
VII—Quarters	7,07,200
VIII—Miscellaneous	31,56,050
IX—Supervision charges	40,46,000
Total	9,09,93,400

*This figure includes advances given against Preliminary Works and Plant and Machinery as under:—

75 Per cent. advance against Preliminary Works		Rs.
Advance given	...	29,89,625
Less amount recovered	...	20,32,945
	To be recovered	9,56,680
80 Per cent. advance given against Plant and Machinery		
Advance given	...	75,23,982
Less amount recovered	...	50,97,301
	To be recovered	24,26,681

STRENGTHENING OF TANSA DAM

The work of Strengthening of Tansa Dam entrusted to Messrs Patel Engineering Co. Ltd. and The Cementation Co. Ltd. was continued during the year. The following progress was made during the year ending 31st March 1954:—

(1) Excavation in dam masonry	...	19,978	C. ft.
(2) Cement concrete in load distribution slabs	...	16,367	C. ft.
(3) Drilling 2½" diameter holes in dam masonry and foundation rock	...	1,99,300	R. ft.
(4) Initial Grouting of Dam masonry and rock	...	3,399	Cwts.
(5) Supplying at site High Tensile Steel wire cables	...	4,100	Cwts.
(6) Homing of 70-ton cables	...	998	Nos.
(7) Initial Jacking of 70-ton cables	...	741	Nos.
(8) Final Jacking of 70-ton cables	...	404	Nos.
(9) Final grouting of 70-ton cables	...	222	Nos.

The value of work done upto 31st March 1954 was about Rs. 25.86 lakhs against the contract amount of Rs. 56.28 lakhs (i.e., about 46 per cent.). Further work was in progress.

The Consultant for this work, M. Andre Coyne and his assistant M. Londe inspected the work in progress and expressed complete satisfaction.

N. V. MODAK,
Special Engineer.

CITY ENGINEER'S DEPARTMENT

CONSTRUCTION BRANCH

1. The Construction Branch is entrusted with execution of major works of new constructions, the cost of which is generally chargeable to Loan Funds.

2. The expenditure booked during the year under review on construction of (1) School buildings, Fire Brigade Stations, Markets, Hospitals, Crematoria, Nurseries, Conservatories and (2) Roads, Storm Water drains, sewers including pumping stations and other miscellaneous works amounted to Rs. 9,64,253 and Rs. 16,83,870 respectively against Rs. 8,61,084 and Rs. 13,05,891 respectively during the previous year.

The details of works carried out accordingly during the year are enumerated in appendices C, M, N, P and Q.

(1) Construction of structures other than Housing.

3. During the year under report, the following works, which were either in progress since the previous year or undertaken during the year, were completed.

(a) Loan Works Budget "A"

- (1) Additions and alterations on the ground floor to the X-Ray Therapy block at the K. E. M. Hospital, Parel.
- (2) Construction of an electrically operated crematorium building for two electric furnaces at Chandanwadi.
- (3) Construction of a 4-seated cheap-type urinal block at Ranade Road Extension near Hindu Crematorium Ground at Shivaji Park.
- (4) Construction of a radiation-room for deep X-Ray at M. G. Hospital, Sion.
- (5) Construction of a 10-seated sanitary block at Nare Park.

(b) Loan Works Budget "E"

- (1) Construction of an additional floor over J. R. Municipal School Building at Sandhurst Road (East).
 - (2) Construction of a school building at Laxminarayan Lane, Matunga.
4. Following new works were undertaken during the year under report and were in progress —

(a) Loan Works Budget "A"

- (1) Construction of a sanitary block for the use of the menial staff at Dharavi Purification Works.
- (2) Reconditioning the godown at the Central Stores, Byculla.
- (3) Construction of covered type 4-seated urinal blocks at—
 - (a) Hathj Baug, Love Lane.
 - (b) Gokhale Road junction Sayani Road.
 - (c) Prabhadevi Road junction Standard Mill Lane.
 - (d) Dawoodbhai Lane abutting DeSilva High School compound, and
 - (e) Lady Hardinge Road opposite Rivoli Cinema.
- (4) Construction of Repairs Workshop at Dadar Purification Works.
- (5) Construction of a Laboratory and Store-room at Dharavi Purification Works.
- (6) Construction of a Nursery Stores shed at Victoria Gardens.
- (7) Renovating the Conservatory at Victoria Gardens.
- (8) Construction of a covered market at Dr. Meisheri Road, Dongri.

(b) Loan Works Budget "E"

- (1) Construction of a school building on Plots Nos. 50, 51 and 52, Suparibaug Estate, Poisarvadi.
- (2) Construction of a school building on Plots Nos. 160B to 162A in Scheme 6, Sion-Matunga Estate.
- (3) Construction of an additional storey over Rahimtoola Currimbhoy Urdu School Building at Mahim.
- (4) Extension of Haji Ismail Haji Allana Municipal School Building at Antop Hill Road, Matunga.

5. Tenders for the construction of a school building on Plots Nos. 27, 28 and 29, Scheme 60, Naigaum Estate, which were invited during the year under report, were under disposal and tenders for the construction of the proposed school building on Plots Nos. 150, 151, 152 and 153, Suparibaug Estate, were under preparation.

(c) *Loan Works Budget 'B'*

Tenders in respect of the two works mentioned below were received and were under scrutiny at the close of the year

(1) Additions of 2nd and 3rd floors to the existing building (known as Patel Building at Sandhurst Road (East).

(2) Provision of a lift in the Improvement Trust Building at Napier Road.

Major Schemes

6. The following schemes were formulated and forwarded to the Corporation for approval and were either approved or awaiting approval.

(a) *Loan Works Budget 'A'*

(1) Proposed Clinic and Maternity Home on Plots Nos. 185 and 189 in Naigaum Estate, Scheme 60.

(2) Proposed staff quarters on Plot No. 190 for the proposed Clinic and Maternity Home on Plots Nos. 185 and 189, Naigaum Estate.

(3) Proposed quarters for the menial staff of M. G. Hospital, Sion, on Plot No. 290 (East), Scheme 6, Sion-Matung Estate.

(4) Proposed addition of 3rd and 4th floors to the Ramesh Premchand Tuberculosis Hospital, Sewri.

(5) Proposed additional floor and alterations in the Gynaecological Ward for operation block at the K. E. M. Hospital, Parel.

(6) Proposed conversion of "F" Ward Conservancy Stables into an "Isolation Ward" for 90 beds at Ladar.

(7) Construction of 109 stalls including pavement at the Gold Mohur Castle Market, Byculla.

(8) Proposed back to back 16 stalls at the Gold Mohur Castle Market, Byculla.

(9) Remodelling of Municipal Central Stores by conversion of Milch Cattle Stable on plot bearing C.S. No. 2023 of Byculla Division into a Stores Yard.

(b) *Loan Works Budget 'E'*

7. A five-year programme for the construction of Municipal owned school buildings was under consideration at the close of the year.

II.—Housing

(a) *Loan Works Budget 'A'*

8. During the year under report work of construction of tenements for housing the Conservancy staff of the Public Health Department was in progress :

(1) Construction of the remaining 96 tenements at Rajwadkar Street, 48 tenements having been already completed.

(2) Construction of 144 tenements out of 244 tenements at Bapty Road Yard.

9. A block grant of Rs. 25 lacs out of the Surplus Cash Balance has been allotted during the year 1954-55 for "Housing Municipal staff" which is proposed to be utilised in carrying out the work of replacement of "Patra Chawls" at Mahalaxmi (otherwise known as "Tardeo Flats") by Storeyed Buildings estimated as Rs. 25,78,161 as approved under Corporation Resolution No. 681, dated the 27th September 1951. This scheme comprises of 410 tenements and 10 shops.

(b) *Loan Works Budget 'B'*

10. Works estimated to cost Rs. 45,27,876 were in progress or completed during the year 1953-54 against which expenditure booked was Rs. 10,98,745 as detailed in Appendix 'C'.

"Works referred to in the previous year's report"

11. (a) *Temporary tenements.*—Construction of 110 tenements at Haystack Road.

As it was decided to construct storeyed tenements at Haystack Road, tenders received for 110 tenements were rejected and fresh tenders for storeyed tenements were under preparation.

(b) Construction of 60 tenements at Shantinagar, Arthur Road and 14 tenements at Chinchpokli.

Tender of Messrs. Metro Construction Co., was approved by the Standing Committee and the work would be started by the beginning of 1954-55.

New Proposals

12. (1) *Construction of tenements on site of Case No. 46, East Agripada North.*—Plans were prepared and submitted for approval at the end of the year.

(2) *92 tenements out of 132 tenements at Wadala.*—Plans were submitted for the approval of the higher authorities.

(3) *Housing of squatters at Mankhuru and Jogeshwari.*—

(A) **MANKHURD COLONY** (1) Additional sanitary units, (2) Roads and passages for the extended part of for roads and passages. These works, taken in hand at the close of the previous year, were completed during the colony, (3) Earth work the year under report.

(B) **JOGESHWARI COLONY.**—The following works at the Colony:—

(i) Roads and passages; (ii) 13 sanitary units; and (iii) Earth work for roads and passages which were started at the close of the previous year were completed during the year under report.

EXPERIMENTAL HOUSING

13. A semi-detached house comprising two tenements 12'x10' and a verandah 4' wide was erected at Jogeshwari Squatters' Colony departmentally with walls of soil cement bricks. The bricks were made departmentally on site. The cost per tenement worked out to about Rs. 700.

14. Another house comprising one tenement was also erected at the same colony with walls of precast vibrated concrete panels and columns through the agency of Messrs. Sayajee Cement Products at a cost of Rs. 1188.

III.—Sewers and Pumping Stations

15. The work of laying main gravitation sewer in Sewri Wadala area was completed during the year under report. This would facilitate sewerage of the area upto Sewri Level Crossing. During the year works on two stretches of the main gravitation sewer for diverting the sewage from the Wadala Pumping Station to Dharavi Purification Works were in progress. Tenders for further two stretches to complete the works of main gravitation sewers in this area were under preparation. Tenders for these two works were proposed to be invited during the monsoon of 1954 so as to facilitate the starting of the works with the commencement of the next fair season. The works of laying (a) a rising main and (b) a 21" dia. gravitation sewer from Sion Pumping upto the main gravitation sewer at Dharavi were also completed during the year. This has facilitated the diversions of sewage from the Sion Pumping Station to the newly constructed Dharavi Purification Works instead of Dadar Purification Works. A 33" dia. pipe sewer in Dadar Road between the head manhole of 2'-6" x 3'-9" Ovoid sewer and the existing manhole at Poibavdi junction and picking up the existing branch sewers thereat was being laid and when completed, would help to do away with the existing pumping station at Parel Poibavdi and also to reduce the surcharged condition of sewers leading to Parel Poibavdi and Carrol Road Pumping Station.

16. The scheme of improving the sewerage system of the City approved under Corporation Resolution No. 492, dated the 5th August 1948 could not be proceeded with vigorously for want of funds. During the year under report the remaining down-stream length at the sewer from the New Pumping Station at Globe Mill Passage to the pumping station at Love Grove was completed. The work of laying a sewer along Grant Road to inter-connect the existing two main sewers running along Falkland Road and Balaram Street respectively was also completed.

17. During the year under report tenders for the work of construction of 36" and 33" Hume Pipe Sewers from DeLisle Road to the newly constructed Pumping Station at Globe Mill passage were invited. This sewer will pick up the discharge from the Carrol Road Ejector and reduce considerably the friction in the rising main which is at present going as far as Worli. When this work is completed, the flow in the rising main will be much improved and the overflow connections into the open channel near Carrol Road Ejector will be stopped.

IV.—Storm Water Drains and Covering of open storm water channels.

18. (a) *Storm Water Drains.*—The Scheme for providing storm water drains in the City comprises of (1) Providing underground storm water drains in lieu of the existing open side drains and (2) Providing Storm water drains in certain roads where no storm water drains exist. The schemes were approved by the Corporation under their Resolutions Nos. 809, dated the 8th December 1942 and 905, dated the 7th January 1943 respectively. The execution of works comprised in these schemes depended upon the availability of funds from year to year.

19. The following works which were in progress at the close of the preceding year were completed during the year.

I.—(a) Providing a storm water drain in Carrol Road (portion),

(b) Laying Storm Water Drain in Sewri Road between Jackeria Bunder 3rd and 4th Lanes,

(c) Providing storm water drains in (1) Katrak Road between Naigaum Cross Road and Tilak Road and (2) Naigaum Cross Road from the junction of Katrak Road to the existing storm water drain in Naigaum Cross Road.

II.—(a) Providing storm water drain in University Road,

(b) Providing Storm water drain in Carrol Road (2nd portion),

(c) Providing storm water drain in the passage off Mount Road.

No new works could be undertaken for want of funds.

20. In connection with the measures for relieving flooding the City (1) the existing 1'-6" x 1'-9" Dhapa Drain in Bhagwandas Indrajit Road at Banganga was replaced by 30" dia. Hume Pipe Storm water drain and (2) the work of laying a 27" dia. Hume Pipe Storm Water Drain along Bhulabhai Desai Road from the junction of Bomanji Petit Street to junction Scandal Point at Beach Candy was in progress.

21. A revised scheme estimated to cost Rs. 1,26,621 for providing additional water entrances and manholes over storm-water drains and improving the connections for draining storm-water on certain roads so as to prevent flooding was submitted for the approval of the Corporation. The scheme would be pursued according to the availability of funds from year to year.

22. The expenditure booked on the above two schemes and on the scheme of laying storm water drains for removing flooding during the year under report amounted to (1) Rs. 6,627, (2) Rs. 33,613 and (3) Rs. 12,788.

23. (b) *Covering open storm water channels in the City.*—During the year under report a length of 1150' of the open storm water channel commencing from Dadar Purification Works towards Elphinstone Road was covered. A further length of 700' from the portion already covered upto Khed Gully junction was proposed to be undertaken during the financial year 1954-55. When this portion of the work would be completed, the existing open channel flanked on either side with residential quarters would be covered over. The remaining length of the open storm water channel runs through industrial area and steps for covering the same would be taken gradually according to the availability of funds.

24. A length of 750' of the open channel behind Arthur Road Prison was proposed to be covered over during the year 1954-55 for which part-funds have been included in Loan Works Budget Estimates "A" for 1954-55.

V.—Roads and Footpaths.

25. (a) *Roads.*—No permanent construction of new roads under Loan Works Budget 'A' was undertaken during the year under report.

26. The works of permanent construction of roads debitable to Loan Works Budget 'B' are listed in Appendix P & Q.

27. (b) *Footpaths.*—No new works of providing footpaths along certain roads in the City where no footpaths exist were undertaken during the year due to paucity of funds. The sanctioned programme for construction of such footpaths has now been reviewed and a revised programme is being submitted for the approval of the Corporation.

VI.—Miscellaneous.

28. (a) *Traffic Islands.*—Important inter-sections of roads where traffic islands have been provided since the inception of this scheme number 99 at the close of the year. Appendix "R" shows the total number of traffic islands constructed in the City and includes 6 additional traffic islands from Serial Nos. 94 to 99 provided during the year under report. At the close of the year, traffic islands at the inter-sections of roads in Items (1) and (2) below were in progress and proposals for works in Items (3) and (4) below were submitted for the approval of the Works Committee:—

- (1) Construction of channelising island at the junction of Mazagaon Road and Nesbit Road.
- (2) Construction of channelising island at the junction of (a) Love Lane and Mazagaon Road and (b) Mazagaon Road and Materpakhadi Road.
- (3) Channelising island at Dr. Annie Besant Road at its junction with Worli Naka.
- (4) Channelising island on Arthur Bunder Road at its junction with Colaba Causeway.

29. (b) *Sea Wall.*—As approved by the Corporation under their Resolution No. 1756, dated the 10th February 1950 a further portion of 660' of the sea wall at Worli, scheme 58, Worli Extension was completed during the year in continuation of a portion of 925' already completed, out of a total length of 2350'.

The remaining work would be completed by contract during 1954-55.

30. (c) *Hill Cutting.*—(1) *Highlands at Sion, Scheme No. 6.* The work of cutting down high lands opposite Sion Circle between Roads Nos. 26B and 28A Scheme 6, was in progress during the year and was nearing completion at the close of the year. Completion of this work would enable the Corporation to hand over the plots coming in the area to the parties to whom they have been leased.

31. (2) *Worli Hill, Scheme No. 58.*—As approved by the Corporation under their Resolution No. 1756, dated the 10th February 1950, the work of cutting Western Slopes of Worli Hill, Scheme No. 58, Worli Extension was completed in respect of the second section and was in progress in respect of the third section during the year under report. Tender for the work in respect of the fourth section was approved and the work would be started by April 1954. Further works in respect of the fifth and sixth sections would be taken up during 1954-55 by contract.

32. (d) *Protective work to the outfall sewer at Love Grove Worli.*—As approved by the Corporation under their Resolution No. 231, dated the 15th May 1951 the work on Protective work to the outfall sewer at Love Grove, Worli was undertaken during the year. This work which consists of fixing railing in an area of about 900' x 24' with a cement concrete layer on it, an apron of dry concrete for a length of about 1,300 ft. and Gunite treatment to about 4,000 ft. is to be done in three parts.

33. The work on two parts including gunite treatment was taken up by contract during the year under review as sanctioned under Standing Committee Resolution No. 638 and No. 1942, dated the 8th July 1953 and 16th December 1953, respectively.

MAINTENANCE BRANCH

34. Since the formation of the combined Maintenance Branch (Roads and Buildings) on 1st April 1952, Maintenance Branch is entrusted with the repairs and maintenance works in respect of (1) Municipal and Ex-Trust Properties including acquired properties, (2) roads, footpaths, renewal of road surfaces and surfacing of footpath and other contingent works and (3) works such as road watering, providing and maintaining street name boards, upkeep of public monuments and preventing or permitting occupation of roads and footpaths and such other administrative work.

35. Work of supervision of the work of asphalt Plants and Crushers, construction of asphalt roads and footpaths is entrusted to this Branch. Other subjects which are looked after by the Maintenance Branch, are street lighting, traffic problems and traffic amenities, and work in connection with private streets and their improvement.

I.—Municipal and Ex-Trust Properties.

36. The total number of buildings and other properties in charge of this Section was 3,193, as against 3,166 in the previous year, 43 properties were added during the year and 16 old properties were demolished.

37. The work of maintenance can be classified in three major heads (i) Normal Repairs, (ii) Special Repairs and (iii) New Works.

38. Normal repairs include works of monsoon repairs such as fixing bamboo mats, dammering, tile-turning and also white washing and colour-washing. The works that are likely to increase the life of the buildings or structures fall under the category of Special Repairs. Appendix 'A' shows the works carried out under this category during the year under report. The works of additions and alterations to the buildings as also those providing new amenities fall under the category of 'New Works'. Appendix 'B' shows the works carried out under this category during the year.

39. The works mentioned above were carried out partly by contract and partly departmentally.

40. For purposes of contract works, the City was divided in two divisions, one comprising of A, B, C, D and E Wards and the Sanitary Institute at Princess Street and the other of F and G Wards, the Bandra Slaughter House and Labour Camp and offices at Chembur.

41. The contracts for these two divisions were entrusted to two different contractors.

42. The rates for works through Petty Works Contractors were below the Schedule rates, being 5 per cent. below the Schedule rates for Division I and 8 per cent. below the Schedule rates for Division II. These rates were higher by 15 per cent. and 10.75 per cent. respectively than the previous year's rates.

43. Budget provisions and actual expenditure booked under different heads during the year were as follows:—

Revenue Budget 'A'

	Provision	Expenditure
	Rs.	Rs.
(1) Normal Repairs	3,23,831	1,93,100
(2) Special Repairs	4,00,027	1,08,650
(3) New Works	2,90,163	1,26,526
(4) Repairs to acquired properties	14,400	11,690

Revenue Budget 'B'

	Provision	Expenditure
	Rs.	Rs.
44. I.—Normal Repairs and lighting charges for—		
(1) Acquired properties	1,63,500	1,62,197
(2) Chawls	3,00,000	2,84,386
(3) S. P. Sheds	1,26,000	1,11,620
(4) Office Buildings, etc.	19,000	21,799

II.—Special Repairs—

(1) Acquired Chawls	80,800	69,770
(2) Chawls	6,75,921	3,98,374
(3) S. P. Sheds	59,265	55,166

45. In addition, repairs to school buildings under Budget 'E' were also carried out at a total expenditure of Rs. 36,261.

46. Out of the total expenditure works to the extent of Rs. 10,68,228 were carried out departmentally and of Rs. 3,94,199 through Petty Works Contractor.

47. In addition to above a lump sum provision of Rs. 60,000 was made for oil painting, colour washing and white washing to municipal properties. Such works were carried out under Special Repairs as during the previous years.

48. The work on the five year's programme of heavy repairs and improvement of water supply to Ex-Trust Chawls as sanctioned under Corporation Resolution No. 2080, dated the 13th March 1950 were continued. The works of structural repairs by grout treatment to Chandanwadi Chawl No. 1 and Mandvi Koliwada Chawls Nos. 1, 2 and 5 were in progress. Quotations for grout treatment to Nagpada Chawl No. 19 was accepted and the work was taken in hand during the year 1954-55.

49. The works to improve the water supply at Chandanwadi Chawls Nos. 4 and 5, Princess Street Chawls, Church Bunder Chawls and Sydenham Road Chawls were undertaken and completed. The works in respect of Palton Road Chawls Nos. 1 and 2 and Bellasis Road Chawls were in progress.

50. The works of electrification of Sydenham Road Chawls Nos. 1 and 2 Nagpada Chawls Nos. 17 and 18 and Mazgaon Chawls (excluding Chawls Nos. 1, 12 and 16) were nearing completion.

51. The work of converting 84 double room tenements into 168 single rooms and providing additional underground drainage pipes and inspection chambers at 141 tenements at Haines Road, Worli was completed.

52. The work of providing a canteen in the Improvement Trust Building at Napier Road was completed.

53. 1,621 estimates amounting to Rs. 25,96,952 for various works were prepared.

II.—Roads.

54. The total length of roads in the City at the close of the year was 273,606 miles. The classification of roads (excluding footpaths) showing the mileage and areas to be maintained and the expenditure incurred in maintaining the different types of carriage ways during the year is given in the following statement:—

STATEMENT 'A'

Serial No.	Kind of road.	Mileage.		Total Area.		Area repaired during the year.	Expenditure for repairs and Maint. in the year.	Cost per 100 Sft.
		At the beginning of the year.	At the end of the year.	At the beginning of the year.	At the end of the year.			
				Sq. Yds.	Sq. Yds.	Sq. Yds.	Rs.	Rs.
1	Waterbound Roads	3.718	3.718	63,767	63,767
2	Bituminous Roads	172.516	172.521	32,09,070	32,10,677	2,22,341	4,93,315	24.65
3	Sheet Asphalt Roads	51.910	51.910	12,04,575	12,04,575	16,811	84,051	55.55
4	Concrete Roads	35.613	35.813	6,59,971	6,62,074	962	3,056	35.25
5	Sett Paved Roads	9.644	9.644	1,59,310	1,59,310	11,572	30,932	29.69
	Total	273.401	273.606	52,96,693	53,00,403	2,51,686	6,11,354	...

55. *Roads of permanent Construction Renewal of Surfaces.*—The total area of road surfaces renewed during the year with 3" sheet asphalt and Recondo Process was 60,212 sq. yds. at a total cost of Rs. 4,67,387 as shown in Appendices 'S' and 'T'.

56. In addition to this, an amount of Rs. 2,70,922 was spent on repairs to pot-holes on carriage ways. General, Overhead and Miscellaneous charges (which included charges for bringing of stores removal of encroachment and such other miscellaneous charges, which could not be included in the expenditure directly incurred on the road repairs) amounted to Rs. 1,54,778, Rs. 1,34,903, and Rs. 35,753 respectively. The percentage of these charges including ward establishment over the direct expenditure on road repairs and departmental and private works carried out by the road maintenance branch works out to about 16.79.

57. The work of maintenance of the roads and footpaths was generally satisfactory throughout the year. A total area of 2,62,733 Sq. yds. of the different types of the road surfaces was improved during the year as detailed below:—

	Sq. yds.
(1) Sheet Asphalt	29,345
(2) Chips coat on asphalt roads laid by Asphalt Plant	27,804
(3) Recondo Asphalt (By Recondo Ltd.)	44,816
(4) Semi-grouting	20,694
(5) Surface Dressing	1,40,074

As usual Rs. 1,60,550 paid to the Bombay Port Trust for clearing and repairing Port Trust wharves and Roads.

III.—Footpaths

58. The total length and areas of the different types of footpaths in the City at the end of the year are given in the following statement:—

STATEMENT 'B'

Serial No.	Kind of footpath.	Mileage.	Area in Sq. yds. (a)	Expenditure for the repairs and maintenance in the year.
				Rs.
1	Bituminous Surface	71.77	4,03,418	...
2	Blue Stone pavement	65.34	3,96,452	1,47,617
3	Precast Slab pavement	13.10	1,46,704	...
4	Concrete cast in situ	15.24	84,685	22,725
5	Asphalted Surface	8.48	1,13,544	...
6	Shahabad Slab	84.66	4,98,942	6,321
7	Kutchra footpath	31.08	3,73,039	...
	Total	289.67	21,16,784	1,76,633

59. The work of asphaltting footpaths as approved by the Corporation under their resolution No. 985 dated the 25th January 1951 was continued during the year and footpaths of 26 Roads covering an area of 56,841 Sq. yds. were asphalted at a cost of Rs. 1,25,645.

IV.—Miscellaneous Works in connection with Roads and Footpaths

60. (a) *Road Watering*.—Water bound roads and kutchra footpaths comprising an area of 19,825 Sq. yds. were watered at suitable intervals during the dry season and the expenditure incurred thereon amounted to Rs. 1,237.

61. (b) *New roads and footpaths*.—No new road or private street was taken over for maintenance during the year.

62. (c) *Street Name Boards*.—No new street name boards were provided during the year. Total expenditure incurred on providing the new street name boards and on repairing and maintaining the existing ones amounted to Rs. 2,317.

63. (d) *Maintenance of Public Monuments*.—The statue of Sir Hormusji Cowasji Adenwalla at Mayo Road junction Veer Nariman Road near Bhica Behram well was taken over for maintenance from 25th September 1953.

64. All the statues were periodically cleaned and maintained in tidy condition at a total cost of Rs. 2,969. The Government have since approved the proposal to remove the statue of Queen Victoria from its present site at Mahatma Gandhi Road and agreed to the use of the vacated site as a car park. Proposals to remove the statue were still under consideration at the close of the year.

65. (e) *Pedestrian Guard Railings*.—3,184 Rft. of guard railings were maintained during the year. There was no addition during the year.

66. (f) *Widening of Road consequent upon acquisition of set backs*.—The cost of adding to roads the setback lands acquired in the different parts of the City inclusive of the cost of incidental works, such as, shifting tram poles, electric cables, gas or electric lamps, water entrances, etc., amounted to Rs. 1,20,593. The total area thus added to the road during the year was 9,447 sq. yds.

67. (g) *Private and Departmental Works*.—368 works were carried out for various private parties at a total cost of Rs. 1,27,741 and 703 works were carried out for other Municipal departments at a total cost of Rs. 4,55,210.

V.—Road Rollers

68. In the beginning of the year 1953-54, there were 49 Road Rollers on the register and during the year 4 new Road Rollers were purchased as shown below:—

No. of Rollers purchased during the year.	Type of Rollers.	Tonnage.	From whom purchased.
3 Nos.	Aveling Barford	3 Ton.	Messrs. Greaves Cotton & Co.
1 No.	Marshall	6 to 8	Messrs. Marshall Sons & Co.

69. Thus in all there were 53 Road Rollers on the register during the year, out of which 3 were Petrol driven, 27 were Diesel driven and 23 were steam driven including 2 Tandem Diesel rollers and 3 steamrollers of Asphalt Plant, 1 Diesel roller of Vaiterna-cum-Tansa Scheme and one Tandem roller of the suburbs.

The details of the Road Rollers are given below:—

(a) Three wheel Rollers (b) Two wheel Tandem Rollers; (S) Steam Rollers; (D) Diesel Rollers and (P) Petrol Rollers.

70. The Tandem Diesel roller No. 4/44 ton and Tandem Steam roller No. 16 of Asphalt Plant were scrapped. Tandem Petrol Roller No. 34/24 tons Tandem Steam Roller No. 17 of Asphalt plant and three wheeler steam roller Nos. 7/10 Tons, 8/10 Tons, and 29/15 tons were under heavy repairs.

Work	Type of Rollers	ON REGISTER				Under heavy repairs		IN WORKING ORDER			
		Steam	Diesel	Petrol	Total	Scrapped	Under heavy repairs	Steam	Diesel	Petrol	Total
Ordinary Road Work ...	(a) Three wheeler	20	22	2	44	4	...	17	21	2	40
	(b) Two wheeler	...	1	1	2	1	1
Roadwork at Vajarna...	(a) Three wheeler	...	1	...	1	1	...	1
Ordinary Road work at Suburbs Asphalt Plant	(b) Two wheeler	...	1	...	1	1	...	1
	(c) Two wheeler	3	2	...	5	1	1	1	2	...	3
Total		23	27	3	53	6	2	18	25	2	45

VI.—Motor Traction

71. The total number of motor vehicles (lorries and trucks) employed for transport of road materials was 31 at the commencement of the year, excluding 2 irreparable vehicles which were auctioned in February 1953. 6 lorries remained idle for half the year due to non-availability of necessary parts. Thus there were 25 vehicles (17 lorries, 4/5 ton and 8 trucks 1½ to 2 ton) available for road work.

72. In emergency, specially in the monsoon, some lorries had to be diverted to haulage of town refuse and transport of meat from Bandra Slaughter House whenever there was heavy slaughter. Most of the lorries were utilized for the work of asphaltting roads, supplying crusher metal to wards and hauling debris and earth in the wards. The work of removing squatters with their hutments and kit from the City to the Squatters' Colony at Jageshwari was also occasionally attended to by this unit.

73. On account of heavy demand from various departments, lorries had to be hired from an outside agency on an annual contract basis upto a maximum requirement of 35 to 40 vehicles per day.

74. The mileage done during the year by Municipal vehicles was 2,59,470 miles by 4/5 ton lorries and 47,085 miles by 1½ ton trucks, the total mileage being 3,06,555 miles.

75. The rates charged to various departments during the year were as follows:—

(1) Annas 12 per mile for 4/5 ton lorries } For removal of earth, debris and other materials.
and Annas 10 per mile for 1½ ton lorries }

(2) A flat rate of Rs. 4-8-0 per brass for transport of metal from Municipal Crushers at Worli and Sewri to any part of Greater Bombay.

(3) A flat rate of Rs. 3-8-0 per brass for hauling rubble to crushers from Municipal stock lying in the Ex-Trust Scheme at Worli.

76. The total expenditure incurred during the year on the working of the lorries and trucks amounted to Rs. 1,81,295 and the charges recovered from the various departments for the work done on this account amounted to Rs. 2,05,570.

VII.—Permits

77. (a) *Opening Roads and Footpaths*.—During the year 283 permits were issued for excavation in roads and footpaths. The cost of reinstatement of the disturbed surface were in all instances charged to the respective permit holder. The following Statement 'C' shows the department or other concerns responsible for such openings, and gives length in running feet and areas in Sq. feet of the trenches restored. These were repaired at a total cost of Rs. 7,90,547 which was borne by the parties concerned.

STATEMENT 'C'

Serial No.	Department	Length of the trenches in Rft.	Area in Sq. Ft.	Cost Rs.
1	Water Department	77,490	2,24,434	2,90,579
2	Drainage Branch	6,448	18,841	25,728
3	Bombay Gas Co. Ltd.	22,275	51,772	40,132
4	The B. E. S. & T. Undertaking	59,391	1,70,934	1,66,216
5	Indian Posts and Telegraphs Department	58,309	1,75,202	1,98,117
6	Lighthouse	3,840	18,706	10,470
7	Miscellaneous Agencies	12,523	69,729	59,305
Total		2,40,276	7,19,618	7,90,547

78. The total amount of road opening fees during the year amounted to Rs. 12,225.

79. (b) *Occupation of Roads and Footpaths*.—Action under Section 322 (b) of the Bombay Municipal Corporation Act was taken to prevent unauthorised occupation of roads with building materials. 344 notices were served for contravening the provisions of the Act.

80. Fees were recovered for the use of roads for stacking building materials and putting up scaffoldings. The total receipts under this head amounted to Rs. 52,391-6-0 for 740 permits.

81. Ground rent recovered on account of (1) temporary letting of road side lands, footpaths and awnings and (2) the erection of petrol tanks, pumps and (3) other occupations for miscellaneous purposes amounted to Rs. 58,240.

82. The following statement gives the number of permits issued for different purposes other than those mentioned above and the amounts recovered therefrom.

STATEMENT 'D'

Particulars.	No. of permits issued.	Amount recovered.
		Rs.
Mandaps	196	4,312
Chairs and Benche	604	3,020
Holi	78	Free
Ganpati	40	
Moharrum	246	
Navaratri	47	
Miscellaneous (keeping machinery etc. installation of zoolas etc.)	16	300
	1227	7,632

VIII.—Tramways.

83. No additions were made in the total length of the tram tracks in the City during the year. The total length of double tram tracks was 25.554 miles and of single tram tracks was 1.597 miles.

84. In accordance with the Corporation Resolution No. 4313, dated the 7th October 1915, information regarding the rolling stock was obtained from the B. E. S. & T. Undertakers for the year under report and is given in the statement below :

STATEMENT 'E'

Type of cars	No.	Seating capacity of each	Total seating capacity
Bogies Single Deck	3	60	180
Bogies (American)	20	60	1,200
Do.	5	64	320
Bogies (Double Deck)	20	120	2,400
Do.	89	112	9,968
Do.	4	118	472
Do.	19	110	2,090
Do.	1	100	100
Single Truck Trams	12	86	1,032
Do.	2	82	164
Do.	75	78	5,850
Do.	4	74	296
Do.	1	72	72
Do.	42	70	2,940
Do.	1	66	66
Trailers (Standard)	1	34	34
Trailers (American)	25	44	1,100
Total	324		28,284

85. The total number of tram shelters existing at the end of the year were 24 including the one erected during the year.

86. The total number of Bus Queue Barriers with and without roofs was 225 including 50 erected during the year.

IX.—Public Street Lighting

87. The streets of the City were lighted with Gas, Electric and incandescent oil lamps.

88. The total number of lamps in the City at the end of the year was 11,885 which exceeded the corresponding figure of the previous year by 247. The details of the different types of lamps are shown as below

Gas Lamps

Hexagonal.	Bombay.	Littleton.	Rochester.	Suggs.	Traffic directional.	Total.
3,264	127	4,267	455	68	121	8,302

Electric Lamps.

Tungston Filament lamps.	Mercury Vapour lamps.	Sodium Vapour lamps.	Fluorescent.	Total.
2,746	712	30	27	3,515
			Incandescent Oil Lamps ...	58
			Grand Total ...	11,885

89. In addition to these lamps 17 Policeman's Spot Lights and 12 lamps on Railway Footver Bridges at Chowpatty, Byculla and Dadar were maintained by this department.

90. The candle power of the gas lamps varied from 70 to 1300 and that of electric lamps varied from 25 to 1145. Some ordinary pressure gas lamps of high power which were uneconomical for maintenance were removed during the year and electric lights provided instead.

91. The following statement shows the total candle power of the lamps, the energy consumed by them during the year and the expenditure incurred on account of the maintenance etc. On an average 6,36,372 cubic feet of gas and 6,895 kilowatt units of electricity were consumed per day as against 6,37,400 cubic feet of gas and 6,556 kilowatt units of electricity per day during the previous year.

Kind of lighting	Candle Power.	Total consumption during the year.	Expenditure for lighting.
Gas	19,78,240	23,22,75,780 Cft.	Rs. 12,00,614
Electric	8,82,180	25,16,857 K.W.	7,39,298
Incandescent Oil lamps	35,600	...	29,396

92. An additional expenditure of Rs. 2,25,738 was incurred on the following items:—

	Rs.
(1) Erection of new lamps.	3,891
(2) Repairs and Maintenance.	1,15,171
(3) Miscellaneous	183
(4) Works of improvement in street lighting.	1,06,493

As usual Rs. 43,680 were paid to the Bombay Port Trust on account of the lighting of wharfs and roads in their charge by adjustment against the amount due from them in respect of General Tax for the year under report.

93. The works of lighting and maintaining the street lamps were done through the following contractors.

Kind of lighting	Name of the contractors.
(1) Gas Lighting	... Messrs. Bombay Gas Co., Ltd.
(2) Electric Lighting	... The B. E. S. & T. Undertaking.
(3) Incandescent Oil lamps	... Messrs. The Anderson Dawn Co.

94. During the year under report, the lighting of the following roads was improved:—

Name of roads.	Type of improvement.
(1) Haines Road	... Gas lighting.
(2) Harvey Road	... Do.
(3) Forjet Street	... Do.
(4) Bhulabhai Desai Road	... Electric Lighting
(5) Strand Road	... Do.
(6) Apollo Bunder	... Do.
(7) Apollo Pier	... Do.
(8) Morland Road	... Gas Lighting
(9) Wyllie Road	... Do.
(10) Souter Road	... Do.

95. In addition the following roads were provided with new lighting.

(1) Passage leading to Municipal Crushers.	Electric lighting.
(2) Kashinath Dhuru Street and Mahim Foreshore Road.	Do.
(3) Chowpatty footover Bridge near Mathew Road.	Do.

96. Replacement of Incandescent Oil lamps by electric lamps was undertaken and completed in respect of the following roads:—

- (1) Sewri Cross Road.
- (2) Sewri Koliwada.
- (3) Golanji Hill Road.

X.—Traffic

97. The main works attended to by this section are:—

- (1) Appropriate designs of Channelization, Rotaries and refuge Islands.
- (2) Obtaining Traffic Volume Counts for determining the various movements of traffic.
- (3) Providing pedestrian cross walk lines, both on temporary and permanent basis.
- (4) Traffic studies for installation of Automatic Traffic Signals in the City.
- (5) Parking.

98. The Traffic Advisory Committee appointed a sub-committee during the year under report to deal with matters pertaining to Traffic Engineering, with Shri M. S. Nerurkar, Assistant Engineer Lighting and Traffic as one of its members representing the Corporation.

99. The following traffic islands were approved by the Traffic Advisory Committee and completed during the year under report:—

- (1) Traffic island at the junction of Mount Road, and Victoria Road.
- (2) Traffic island at the junction of Mint Road, Ballard Road and Pherozshah Mehta Road.
- (3) Refuge island at:—
 - (a) Keshavji Naik Road at its junction with Sandhurst Road.
 - (b) Dr. Maheshwari Road at its junction with Sandhurst Road.
- (4) Extension of central reservation along Nical Road at its junction with Fort Street and Wittet Road.
- (5) Refuge island along Masjid Bunder Road at its junction with Frere Road.
- (6) Channelising island at Cruickshank Road south of Main-Traffic Island—at -Dhobitalao.

100. The work of providing traffic islands at the following intersections was in progress at the close of the year:—

1. Channelising island along Nesbit Road at its junction with Mazgaon Road.
- (2) Channelising island along
 - (a) Love lane at its junction with Mazgaon Road.
 - (b) Matarpakhadi Road junction with Mazgaon Road.

101. The following cases were forwarded to Works Committee for approval:—

1. Channelising island along Dr. Annie Besant Road at its junction with Worli Road.
2. Channelising island along Arthur Bunder Road at its junction with Colaba Causeway.

102. *Pedestrian Crossings.*—Pedestrian crossings were demarcated with white paint on a number of main thoroughfares, especially in southern part of the City where a Silence Zone was introduced by the Police Department. Traffic Lanes were also demarcated along Churchgate Street, Mayo Road, Queen's Road and Hughes Road. Trials were taken to obtain a better substitute to replace the white paint which is being used now for the purpose, but no conclusive results could be obtained. Similar trials were therefore still being continued at the close of year.

103. *Traffic Signals.*—The details of automatic traffic signals to be provided at the intersection of Mayo Road and Churchgate Street have now been finalized and quotations from three leading firms were received. As the scheme is to be financed by the Police Department, the quotations were forwarded to them for final selection.

104. *Overbridge at Kemp's Corner.*—Preliminary engineering survey was made and traffic counts were taken at the above intersection to determine the best solution to reduce traffic congestion thereat. As a result thereof plans for a layout of a grade-separated intersection were prepared. In order to get a perspective view of this layout a scale model of the same was prepared and kept in the Civic Exhibition.

105. *Widening of Kennedy Bridge.*—Necessary traffic studies were made at the Kennedy Bridge to find out ways and means for a suitable solution to ease traffic conditions along it. It was considered necessary to widen the carriageway from 24' to 33' and provide a 6' footpath on either side instead of only on one side as at present. Negotiations with the Railways and the Police in respect of widening of the bridge over the Railway tracks and permitting the use of land from the Cattle Pound were in progress.

106. *Elevated Roadways at the junction of Churchgate Street and Queen's Road.*—To segregate pedestrian traffic from vehicular traffic, it was being studied if the carriageways could be raised leaving a sufficient headroom for the pedestrians to cross at grade and uninterrupted. As a result of this consideration an elevated roadways layout was prepared which was also presented in a scale model at the Civic Exhibition.

107. *Traffic studies.*—Traffic counts were taken at 23 important intersections to determine the proper designs for islands and also for keeping statistics.

108. *Speed-study (Traffic).*—In order to determine the average speed maintained by traffic along main highways a "Speed-study" was undertaken. A beginning was made with Dr. Annie Besant Road and details were obtained.

XL—Asphalt Plant and Crushers

109. (a) *Asphalt Plant*.—The Municipal Hot Mix Asphalt Plant worked throughout the year except during the monsoon. The plant of the Contractors Messrs. Recondo Ltd., worked for a few days only. The Pegson Mixer was worked for turning out Cold Mix materials required to fill in pot-holes in the City and the Suburbs. The labour contract for the running of the Municipal Asphalt Plant was entrusted to Messrs. Zakir Husein Faruqui & Co., for the year.

110. In all, an area of 1,91,821 Sq. yds. was repaired or renewed during the year, giving an average of 989 Sq. yds. per day as against an area of 1,52,371 Sq. yds. giving an average of 761 Sq. yds. per day during the previous year. The details of areas treated by each Plant are given below :—

	Area in Sq. yds.
<i>I.—Hot Mix Plant (Municipal) :—</i>	
Area renewed or repaired departmentally by Hot Mix Asphalt Plant.	1,47,005
<i>II.—Recondo Plant :—</i>	
Area renewed by Contract through Messrs. Recondo Ltd. by using Recondo Asphalt	44,816
	1,91,821

111. Various footpaths covering an area of 56,841 Sq. yds. were asphalted with $\frac{1}{2}$ " to $\frac{3}{4}$ " sand carpet over metal foundations, meeting the cost from the provision under Revenue Budget, VIII.—Roads, S.W. Drains and Public Lighting, B.—Maintenance of Roads, III.—Repairs and Maintenance, (c) Foot-paths (1) Improvement of the surfaces of Katcha footpath.

112. *Hot Mix Asphalt Plant*.—The Hot Mix Asphalt Plant worked for 194 days during the year. It remained closed for 128 days on account of monsoons and 43 days on account of Sundays, Holidays and unforeseen circumstances such as the break down of the Plant etc.

113. The details of the work done by the Hot Mix Plant during the year are given below :—

Serial No.	Description of work.	Area in Sq. yds.
1	Renewing the Road Surfaces with 3" Sheet Asphalt	15,396
2	Repairs to Capital Roads with 3" sheet asphalt or sand carpet etc.	29,345
3	Reinstatement of trenches with 3" Sheet Asphalt	7,597
4	Providing $\frac{3}{4}$ " precoated chips or grit coat over a tack coat of Bitumen Emulsion on semi-grouted Road which were worn out	27,804
5	Providing $\frac{1}{2}$ " to $\frac{3}{4}$ " premixed sand carpet on footpaths	56,841
6	Providing grit coat over asphalt mixed Macadam on Roads in Suburbs	6,493
7	Providing $\frac{1}{2}$ " grit coat after scarifying at Bombay Agra Road	1,000
8	Providing $1\frac{1}{2}$ " mixed macadam as Binder Course.	2,529
	Total ...	1,47,005

114. Expenditure was booked by adopting the following flat rates for the different modes of construction which were the same as during the previous year.

Serial No.	Mode of construction.	Rate per Sq. Yd.
		Rs.
1	Laying, spreading and rolling 3" sheet asphalt	9.25
2	Trench reinstatement with 3" sheet asphalt	18.00
3	$\frac{3}{4}$ " Asphalt sand Carpet seal coat	2.85
4	$\frac{1}{2}$ " Sand carpet seal coat	1.90
5	$\frac{3}{4}$ " premixed chippings with tack coat of emulsion using $\frac{1}{2}$ " chips and grit and dust and Bitumen	2.60
6	1" Do. Do. Do. Do.	3.25
7	1 $\frac{1}{2}$ " Do. Do. Do. Do.	4.70
8	2 $\frac{1}{2}$ " Asphalt Macadam	4.82
9	2" Do.	3.85
10	1 $\frac{1}{2}$ " Do.	2.90
11	2 $\frac{1}{2}$ " Asphaltic Concrete	9.40
12	2" Do.	7.50
13	1 $\frac{1}{2}$ " Do.	5.65
14	1" Do.	3.75
15	Providing tack coat of emulsion at 12 lbs. per 100 Sq. yds.	0.25
16	$\frac{3}{4}$ " seal coat with 6 per cent. asphalt and 88 per cent. grit and dust and 6 per cent. filler...	2.60
17	$\frac{1}{2}$ " Do. Do. Do. Do.	1.80
18	$\frac{3}{4}$ " grit coat with grit and dust, sand, filler etc., and A. C. 8 per cent. inclusive of tack coat...	3.00
19	1" Do. Do. Do. Do.	3.90
20	1 $\frac{1}{2}$ " Do. Do. Do. Do.	5.80
21	$\frac{1}{2}$ " Do. Do. Do. Do.	2.00
22	Supply of premixed meal 1" 500 Lbs. box (in dry weather)	12.15 per box,
23	Do. (in wet weather) 1"	12.75 ..
24	Do. (in dry weather) $\frac{1}{2}$ "	13.25 ..
25	Do. (in wet weather) $\frac{1}{2}$ "	14.00 ..

115. The total expenditure amounting to Rs. 1,57,917-5-0 for laying an area of 15,396 Sq. yds. of Renewal of Road surfaces under the various Budget Heads was as follows:—

Serial No.	Service Head.	Area renewed Sq. yds.	Total Cost.		
			Rs.	a.	p.
1	Advances Special Fund, Renewal of Road Surfaces Fund	3,959	38,727	4	0
2	Revenue Budget.—VIII—Roads, S. W. Drains and Public Lighting, B.—Maintenance of Roads, III—Repairs and Maintenance (b) Roads, (6) Renewal of surfaces of roads for which no Renewal Fund exists	10,201	1,06,654	13	0
3	Loan Works Budget.—VIII—Roads, S. W. Drains and Public Lighting, Renewal of surfaces of Roads for which no Renewal Fund. exists	1,236	12,535	4	0
Total		15,396	1,57,917	5	0

116. An area of 27,804 Sq. yds. was repaired by providing $\frac{3}{4}$ " asphalt premixed carpet as per details given below meeting the cost from the provision under Revenue Budget, VIII.—Roads, S. W. Drains and Public Lighting, B.—Maintenance of Roads, III—Repairs and Maintenance, (b) Roads, (4) Repairs work to Bituminous Road by premix method:—

Serial No.	Name of Roads.	Area laid in Sq. yds.	Total cost.			Cost per Sq. yd.
			Rs.	a.	p.	
1	Haines Road from Mahalaxmi Over-bridge to Worli Naka in portions	13,739	39,452	11	0	2.8
2	Mancherji Joshi Road from Lady Jehangir Road junction to Khareghat Road	2,953	14,299	14	0	4.84
3	Hormusji Adenwalla Road from Kings Circle to Mancherji Joshi Road	5,973	29,227	12	0	4.9
4	Bhawanishankar Road from junction Gokhale Road to Post Office on Bhawanishankar Road	5,139	13,373	5	0	2.6
Total		27,804	96,353	10	0	

117. In addition an area of 6,493 Sq. yds. was laid at Khar Roads Nos. 11 and 12 with premixed macadam and a seal coat in the Suburbs. An area of 1,000 Sq. yds. was also laid at Bombay Agra Road with $\frac{1}{2}$ " grit coat after scarifying, so as to remove waviness.

Pegson Mixer

118. The Pegson Mixer, was worked throughout the year for turning out cold mix materials required for filling in pot-holes in the City and Suburbs. Owing to heavy rains during the year, a number of pot-holes had formed, and these could be tackled with the materials turned from this Mixer.

Recondo Process

119. An area of 31,693 Sq. yds. of sheet asphalt surfaces was renewed by Recondo process through Messrs. Recondo Ltd., during the year. The details of the area laid, road by road, are given below:—

Serial No.	Name of Road.	Area laid in Sq. yds.	Reference to S. C. R. No.	
1	Vithalbhai Patel Road	1,139	(S. C. R. No. 2055 of 14-12-1951),	
2	Worli Road No. 5-B	69	Do.	Do.
3	Bellasis Road from Lamington Road to Sukhalaji Street...	7,885	(S.C.R. No. 2508 of 4-3-1953).	
4	Walkeshwar Road from Siri Road to Government Gate Road	16,339	Do.	Do.
5	Lohar Street from Carnac Road to Kalbadevi Road	5,383	Do.	Do.
6	Masjid Bunder Road from Mahomedalli Road to Nagdevi Street	878	Do.	Do.
Total		31,693		

120. The work of resurfacing of semi-grouted Roads which were in bad condition was entrusted to Messrs. Recondo Ltd., *vic.* Standing Committee Resolution No. 2509, dated the 4th March 1953 and was completed during the year by the Company as per details given below:—

Serial No.	Name of Road.	Area laid in Sq. yds.	Reference to S.C.R. No.
1	Dongri Street from Sandhurst Road to Chinch Bunder Road	4,989	S. C. R. No. 2509, dated the 4th March 1953.
2	Masjid Bunder Road from Mumbadevi to Nagdevi Street.	1,911	
3	Masjid Bunder Road from Argyle Road to Frere Road	2,872	
4	Haines Road from DeLisle Road to Byculla Bridge	3,351	
Total		13,123	

121. These surfaces are estimated to last a minimum period of 10 years and the Company had also guaranteed to maintain the finished surface free of cost for a period of 5 years.

122. The experimental stretches laid with asphalt carpet to prolong the life of the worn-out sett-paved Roads, at Reay Road mentioned in the previous year's report did not give satisfactory results. Further stretches were therefore, laid at Masjid Bridge with different modes of asphalt pavements, covering an area of 1,940 Sq. yds. and an area of 111 Sq. yds. was laid with Recondo Asphalt as an experiment. Further a very thin sand carpet an over area of 1,712 Sq. yds. has been laid at DeLisle Road junction Arthur Road as an experimental measure. These results are kept under observation and the most suitable carpet will be decided upon in the light of the experience that would be gained.

123. The following tests were carried out at the Asphalt Plant Laboratory:—

Serial No.	Description of tests.	No. of tests.
1	Extraction	13
2	Platform sand tests for surface mixtures	543
3	Platform sand and metal tests for Binder mixtures	1,086
4	Tests of sand from depots	130
5	Tests of metal and filler	39
6	Void tests of aggregates	10
7	Specific gravity tests	18
8	Penetration tests	124
Total		1,963

(b) Crushers at Worli and Sewri.—

124. There were four Crushers at Sewri and four Crushers and a Granulator at Worli, out of which on an average only two Crushers worked at each place. The granulator also worked in conjunction with the crushers at Worli.

125. The total out put of the crushed metal during the year was 10,340 Brass as against 10,076 brass during the previous year. An average production of 862 brass per month was maintained during the year as against 840 brass per month during the last year.

126. All the crushers worked satisfactorily during the year.

127. The work of crushing the rubbles tones at both the places was carried out by contract labour. The rates worked out to Rs. 6 and Rs. 5 12-0 per brass for Worli Crushers and Sewri Crushers respectively as against Rs. 5-8-0 and Rs. 5-4-0 per brass for the previous year.

128. The Rubble at Worli was partly supplied from the works of Worli Hill Cutting Scheme No. 58 at Rs. 14-4-0 at the Crushers site and Rs. 7-12-0 per brass at Quarry site and from the Construction Branch at Rs. 18-11-0 per brass at the crusher site. Rubble was also purchased from Messrs. Gilbert Hill Stone Supplying Co. at a rate of Rs. 18-10-0 per brass plus Sales Tax.

129. The Rubble at Sewri Crushers was mostly supplied by Contractors Messrs. Lalji Brothers at Rs. 20-10-0 per brass and a small quantity was supplied by the Construction Branch at Rs. 20-12-0 per brass at Crushers.

130. The total out-put of the Crushers and the rates charged for the supply of metal including haulage of different sizes were as follows :—

Kind of metal.	Worli	Sewri	Rate per
	Crushers.	Crushers.	brass including haulage charges.
	Brass.	Brass.	Rs. a. p.
Hand Broken Metal	96	...	26 8 0
Oversize Metal 2½"	13	...	26 8 0
Metal 1½"	2,190	485	35 0 0
Metal 1"	1,332	305	37 0 0
Metal ¾"	1,013	2,684	39 0 0
Metal ⅜"	424	...	39 0 0
Grit and Dust	516	970	33 0 0
Fine Grit	33 0 0
Crusher Run	168	140	37 0 0
Filler	...	4	...
Total	5,752	4,588	

131. The value of stock on hand at the end of the year was Rs. 66,791 at Worli and Rs. 82,712 at Sewri Crushers respective y.

132. The following table shows financial results of the working of the Crushers :—

Particulars.	Debit.	Credit.	Net loss.
	Rs.	Rs.	Rs.
1. Worli Crushers	3,34,345	2,71,280	63,065
2. Sewri Crushers	2,75,425	2,51,648	23,777

133. Proposal to purchase a new Crusher referred to in the previous years report was dropped for the time being.

134. The work of supply and erection of dust extraction Plant at the Worli Stone Crushers was entrusted to Messrs. W. H. Brady & Co., Ltd., at a cost of Rs. 35,610 for the supply of one dust fan, one 35 H. P. drip proof slipping induction motor, two dust collectors and other accessories and erection including ducting. An order for the same was placed with the Company.

XII—Improvement of 'private' Streets in the City—Old City Limits

135. Out of 21 Actions (14 under Section 305 and 7 under Section 377(1-A) of the (B, M. C. Act) reported to be in progress in the previous year's report 9 (5 under Section 305 and 4 under Section 377 (1-A)) were completed. Thus the total number of Actions in progress at the end of the year was 12.

No new actions were added during the year.

135. No new prosecutions were launched under Section 471 of the Act during the year on account of change of procedure. According to the changed procedure the work of improvement is carried out by the Municipal Corporation under Section 489 at the cost of the frontagers.

137. The case of Shri Tokersey Dosa for a claim of Rs. 1,732-3-0 referred to in the previous year's report was still under consideration as the party was not paid the compensation due to him on account of acquisition of a part of his property in set back at Laxmi Narayan Lane. No further action for the recovery of this claim could be contemplated until this aspect of the case could be decided.

138. Works in respect of the following two private streets reported to be in progress in the previous year's report were completed during the year under review :—

- (1) Work of Private street known as Adam Mistry Lane ; and
- (2) The work of private street leading to Sophia College.

139. During the year under review work orders in respect of the following new cases were issued :—

- (1) Private street known as Victoria Bunder Road (Action under Section 377(1-A)) Amount of the work order Rs. 21,676.
- (2) Private street off Covalia Tank Road (Action under Section 305). Amount of the Work order Rs. 19,278.
- (3) Private street known as Govli Chawl Lane. (Action under Section 377(1-A)) Amount of the work order Rs. 40,896.

140. In the case of "private street" off Nepean Sea Road leading to Dr. Judah's property referred to in the last year's report it was observed that no steps could be taken to declare this street as 'public' as it did not satisfy all the requirements of Section 305 of the B. M. C. Act.

141. Action under Section 492 of the Act referred to in the last year's report was continued during the year under report with the result as detailed below:—

No. of frontagers.	No. of tenements.	Name of the Street.	Action taken.	Amount recovered.
10	124	Private street off Bhawanishankar Road near Jain Temple.	Section 377(1-A) of the B.M.C. Act.	Rs. 764-8-0 (As against Rs. 723-13-0 of the last year).

142. No amount was declared as 'Improvement Expenses' during the year under report.

143. Recoveries including 'interest' made during the year under review from the house-owners in respect of works carried out in the past amounted to Rs. 30,222-2-0 as against Rs. 6,666-3-0 for the previous year.

144. The following streets were declared 'public' under the provisions of Section 306 of the B.M.C. Act:—

- (1) 'Private' street known as Baker Lane off D'Lima street near Nawab Tank Bridge. Declared 'Public' from 4-8-1953. The approximate area declared 'public' $265'-0" \times 19'-3" = 5,101$ Sq. ft.
- (2) 'Private' street between Nidwari Lane and Kandewadi Lane. Declared 'public' from 17-7-1953. Approximate area declared 'public' $507'-0" \times 7'-6" = 3,764$ S. ft.
- (3) 'Private' street off Curry Road Low Level Road. Declared 'public' from 20-12-1953. Approximate area declared 'public' $300'-0" \times 18'-0" = 5,400$ S. ft.
- (4) 'Private' street known as 1st Pasta Lane. Declared 'public' from 30-12-1953. Approximate area $446'-0" \times 40'-0" = 17,840$ Sq. ft.

145. In this case the mode of improvements to the carriageway was changed to semigrouting from cement-concreting as originally proposed as there was a proposal to lay a sewer in this street under the scheme of improvements to the General Sewerage System of Colaba Area.

146. The street would be required to be opened at the time of laying the sewer which was not considered desirable on a concreted surface.

147. This change of mode was approved by the Standing Committee under their resolution No. 1371, dated 25-10-1950.

148. The following street was treated as 'public' as a sewer was found to exist therein though the date when it was laid was not known.

- (1) 'Private' street off Wodehouse Road near Wadia's Bungalow. Treated Public from 1-3-1953. Approximate Area 'treated' as 'public' $207'-0" \times 24 \times 0" = 4,968$ Sq. ft.

149. Demand Notices under Section 491 of the Act, were issued in the following cases to the frontagers concerned:—

	Rs.	a	p.
(1) Private street known as Dr. Bhawanlal Indrajji Road and Narayan Dabholkar Road	28,901	7	0
(2) Private Street known as 1st Pasta Lane	40,882	3	0
(3) Private Street known as Woollen Mill Lane	36,094	13	0
(4) Private Street off Curry Road Low Level Road (South)	24,909	12	0
(5) Private street known as Zaoba's Oart	34,316	9	0
(6) Private street leading to Sophia College off Bhulabhai Desai Road	22,842	1	0
Total	1,87,946	13	0

150. Sanction of the Standing Committee was obtained to file Civil Suits in Small Causes Court for the recovery of the pro-rata cost of the improvement work carried out at Private Street in Bhaskar Bhawoo Oart near Gamadevi, against the owners of 16 premises abutting on the said street (S.C.R.No 2261 of 27-1-1954) The case was pending at the close of the year.

151. One Civil suit for recovery of 'Improvement Expenses' of the work done in the past in respect of private street known as Laxmi Narayan Lane (Claim for Rs. 684-9-0 against Bai Manibai Haridas Kalyanji) was filed in Small Causes Court—vide Suit No. 9881 of 1953 and a Civil Decree was obtained for Rs. 794-3-0 which amount includes Court and professional costs in addition to the claim amount. The amount was to be paid by the party by monthly instalments of Rs. 10 each.

152. For purposes of recovery of expenses on account of action under Section 377(1-A) read with Section 489 of the act the rate of interest as required under Section 493 was fixed at 9 per cent. per annum for a period of six years from 1st January 1951 in the first instance, with the sanction of the Standing Committee vide Standing Committee Resolution No. 1220, dated the 30th September 1953.

153. By the same Resolution Standing Committee also empowered the Commissioner to receive such payments by instalments within a period not exceeding five years under the provisions of Section 493 of the Act.

154. During the year under review general sanction of the Corporation (as required under Section 63K of the Bombay Municipal Corporation Act) was obtained to incur recurring expenditure for lighting the 'private' streets in the City at Municipal Cost subject to the following conditions:—(1) The initial installation cost of lighting apparatus would be borne by the frontagers of the 'private' street concerned and (2) Where the improvement action is under Section 305 of the Bombay Municipal Corporation Act the street would continue to be 'private' street thereafter.

155. The position as regards the proposed changes in the definitions of 'public' street and 'private' street was the same as that reported in the previous year's report.

II -Private Building Construction. (Including setbacks.)

156. (i) **Application for erection of new buildings.**—The following table shows the number of applications, for the erection of new buildings and for additions and alterations to the existing buildings, received under Sections 337 and 342 of the Bombay Municipal Corporation Act, during the last 5 years.

Year.	Under Section 337.	Under Section 342.	Total No. of buildings dealt with.	Total No. of applications.
1949-50	1,214	1,159	2,373	6,018
1950-51	1,144	1,218	2,362	5,261
1951-52	982	1,008	1,990	4,391
1952-53	882	807	1,689	5,437
1953-54	826	1,241	2,067	5,052

Note.—Two or more modified proposals are generally received in connection with one and the same building. This accounts for the difference between the figures in the last two columns.

157. (ii) **Set-Backs.**—The statement of amounts spent on acquisition of setbacks in the city during the last 5 years is given below:

Year.	Amount paid as setback compensation
1949-50	2,85,129 6 0
1950-51	4,99,309 4 0
1951-52	5,13,580 6 0
1952-53	4,55,313 0 0
1953-54	5,36,919 0 0

158. The area of setbacks added to the roads during the year was 9,447sq. yards at a cost of Rs. 1,20,593

159. The liability outstanding at the close of the year in respect of setbacks amounted to Rs. 16,22,702. It includes compensation amounting to Rs. 30,966-0-0 agreed to be paid to house-owners on the termination of the leases granted to them in respect of lands acquired from them pending the acquisition of the adjoining setbacks.

160. Liability to the extent of Rs. 11,174 was cancelled during the year in respect of cases in which works were not carried out and the proposals were time-barred.

161. A list of (1) regular lines of streets prescribed during the year under Section 297(1)(a) of the Bombay Municipal Corporation Act (2) Revised regular lines under Section 297 (1) (b) is given in Appendix 'D'.

162. In all 12,098 notices were issued under different sections of the Municipal Act. 4422 prosecutions Enforcement of Build were launched against the house-owners for non-compliance with the requisitions ing Regulations. and the results of the proceedings in the Courts are given in Appendix 'E.'

163. In all 5036 notices were issued under Section 354 of the Municipal Act, for repairs to or removal of unsafe structures. Out of these 3,862 were complied with and the remaining 1,174 were pending at the close of the year.

164. Out of 1,312 notices pending at the end of the last year 1,105 were complied with and 207 notices still remained pending at the close of the year.

165. 91 buildings or portions thereof collapsed during the year under report. In 74 cases there were 99 casualties; and in the remaining 17 cases the total number of persons injured was 31 and 3 were killed.

166. Action for the summary removal of huts or walls made of inflammable materials was taken under Section 349 of the Bombay Municipal Corporation Act, in 401 cases. Out of these, 348 were complied with and the remaining 53 were pending at the close of the year. Out of the 49 cases pending at the close of the last year 32 were complied with during the year and the remaining 17 were pending at the close of the year.

Removal of huts or walls of inflammable materials.

167. During the year under Report action for removal of unauthorised works had to be taken vigorously to check the growing tendency on the part of law-breakers to put up such structures without Municipal permission and in defiance of the provisions of the Bombay Municipal Corporation Act. Most of such structures are inadequately lighted and ventilated and are deficient as regards open-spaces required under the Building By-laws. During the year sanction of the Standing Committee was obtained in 137 cases for the removal of unauthorised works. The unauthorised works in 54 cases were removed by the parties at the close of the year. In 34 cases the work was removed departmentally, and the works in respect of 3 cases were allowed to be retained as the parties regularised the same. 46 cases were pending at the close of the year.

(iii) Stall Board etc., Projections

168. The Corporation had under their Resolution No. 1809, dated the 20th March 1952 sanctioned an enhanced scale of fees in respect of stall board and cupboard projections charging the stallboard projections on roads without footpath and the cupboard projections on cubical measurements with effect from 1st April 1952 at double the rates existing before 1st April 1952. On a representation from the stallboard holders' Association, who considered the scale excessive, the matter was reconsidered and the revised scale was sanctioned by the Corporation under their Resolution No. 496, dated the 10th August 1953. Under this revised scale, only the projections on important street are to be charged with effect from 1st April 1952 at one and half times the rates charged for other projections. This has resulted in considerable relief to the stallboard holders.

169. The Corporation have, further, under their Resolution No. 838, dated the 27th November 1952, sanctioned the levying of fees for projections of casing of Rolling Shutters in the City. The fees are charged at the rate of annas eight per running foot, the minimum annual fee being Rs. 5.

170. During the year 139 Rolling Shutters have been permitted on payments of fees.

171. Action for removal of unauthorised stallboard projections and showcases was continued through the stallboard Removal Staff. 2,142 notices were served under Section 308(2) of the Bombay Municipal Corporation Act, requiring parties to remove unauthorised projections on streets. Out of these, 1,653 notices were complied with and 489 were pending at the close of the year. 1,282 notices which were pending at the close of the last year were also complied with. During the year 1,723 projections were removed by the parties of their own accord and 2,318 were removed departmentally. 763 stallboard projections and 911 weather-frame projections were allowed to be retained on payment of fees. The difference between the figures of the notices served and the projections affected by these notices is due to the fact that the notice served on a shopkeeper included all the projections such as weather-frame, stallboard, showcase etc., owned by him.

172. The following statement shows the income derived from and the expenditure incurred on the establishment of removal or control of temporary projections such as stallboards, weather frames etc., during the last three years :—

Year.	Income.		Expenditure.			Net Income.	
	Rs.	a. p.	Rs.	a.	p.	Rs.	a. p.
1951-52	3,52,915	15 0	82,756	12	0	2,76,149	3 0
1952-53	3,21,583	14 0	90,026	10	0	2,31,557	4 0
1953-54	4,45,762	12 0	97,272	2	0	3,48,490	10 0

(iv) Building Activities

173. In connection with the proposals received under Sections 337 and 342 of the Bombay Municipal Corporation Act, 1,209 Completion Certificates in respect of buildings completed were received and these were disposed of after inspection on site.

174. The total number of new buildings constructed by private enterprise during the year was 423, out of which 164 were residential and 253 non-residential, and the total number of residential buildings constructed by co-operative societies was 4. There were 2 residential buildings constructed by the employers for their employees. The number of non-residential buildings is inclusive of minor proposals such as garages, godowns, sheds, sanitary blocks etc.

175. The following statement shows the number of tenements constructed during the year under report and the previous year:

Ward.	No. of one room tenements.	No. of two room tenements.	No. of larger tenements usually known as blocks.	Total
A	23	23
B	4	24	61	89
C	14	24	67	105
D	15	49	282	346
E	26	9	16	51
F	14	169	422	605
G	218	387	172	777
Tenements constructed during the 1953-54	291	662	1,043	1,996
Tenements constructed during the previous year	303	597	1,665	2,565

176. The following statement shows the number of tenements demolished during the year:

Ward.	No. of one room tenements.	No. of two room tenements.	No. of larger tenements usually known as blocks.
A	23	16	9
B	106	...	25
C	29	23	41
D	14	...	6
E	65	6	1
F	73	7	...
G	124	8	4
Total	434	60	86

177. The issue of authorisation certificates for cement to private house owners for urgent and essential repair works to their buildings was continued during the year. In all 3,249 applications for cement were received and authorisations aggregating to 2458 tons and 10 cwts. were issued after scrutiny of the applications by inspection of works on a site.

178. The number of complaints received from the public regarding structural defects, ruinous conditions of the buildings, leakage of rainwater, unauthorised construction etc. was 4,021 during the year. Out of these 3,808 were looked into and necessary action in connection therewith was taken. This leaves 213 cases in which action was not complete at the close of the year.

179. The house numbering work was continued during this year and its progress was as follows:—
House Numbering. The work of fixing-number plates in 'B' ward was complete and that of 'C' ward is nearing completion. The work of surveying the properties in 'F' ward was over and that of 'G' ward was in progress.

180. During the year the special technical Officer continued to scrutinize the structural designs (Both R. C. C. and R. S.) submitted by the Structural Engineers for the erection or alterations to the buildings in city. He also inspected the work of Private Buildings according to the standards proposed in the Reinforced Cement Concrete and steel Codes. During the year, tenders for the construction of the Head Office Building at Bori Bunder were received and the Reinforced Cement Concrete items of the different tenders along with their designs were checked and tabulated for comparison.

181. The foot overbridge at Marine Drive near the Mafatal Swimming Pool was opened to traffic and the agreement between the donor Shri A. J. Patel and the Corporation was under consideration.

182. The Western Railway have been requested to put up a proposal for remodelling the existing foot overbridge at the same place in conformity with the bridge erected from the donation by Shri A. J. Patel.

ZONING.

183. The Counsel General's opinion as regards the legality of the proposed draft section to replace the existing section 354AA vis-a-vis the Indian Constitution was received and Messrs. Crawford Bayley and Co. were requested to revise the draft section in the light of this opinion. The revised draft section has been received from the Solicitors and it is being forwarded to Government for enacting the necessary legislation.

184. A Zoning Map for the Suburbs on the basis of the Master Plan has been prepared and the system of zoning of factories in the City and the Suburbs introduced in 1951 is being continued. The monthly meetings of the Zoning Committee appointed in 1951 with the purpose of coordinating the work in this connection of all the departments of the Corporation are also being continued.

GENERAL

185. The issue of notices for repairs and launching of prosecutions continued as usual. In some cases where the owners failed to comply with the requisitions in spite of convictions the tenants approached for authority to carry out repairs under Section 499 of the Bombay Municipal Corporation Act. Authorities were given to the tenants entitling them to recover the reasonable expenses incurred by them from the rents that would from time to time become due to the owners.

Dilapidated houses in the City.

186. In some cases departmental action under Section 489 of the Bombay Municipal Corporation Act had to be taken for pulling down unsafe portions of buildings in the interest of public safety as the owners failed to carry out Municipal requisitions meeting the cost in the first instance from the provision of Rs. 50,000 sanctioned in the Budget Estimates for the year under reference under Advances-Advance for demolition of unauthorised structures and for removal of unsafe buildings in the City. In some cases the owners deposited the amount towards the expenses of such work. However in two cases contractors bills aggregating to Rs. 1,872 were paid from the grant pending recovery from the parties concerned. Efforts are now being made to recover the same from the parties. A further provision of Rs. 10,000 was sanctioned under Municipal Commissioner's Discretionary contingencies to cover irrecoverable expenditure incurred on demolition and removal work. The expenses incurred on this account were Rs. 25-3 only.

187. It is hoped that the new Rent Act which comes into force from 1st April 1954 will give impetus to the landlords to carry out repairs as they will be entitled to increase the rent to the extent of 5 per cent. on the amount spent on repairs.

188. The acute housing shortage hampered the improvement and widening of narrow streets in the congested localities. The setback lines were prescribed on a majority of such streets in the City but the setbacks could not be demanded for want of alternative accommodation to the dishoused occupants. Unless some alternative accommodation is provided for the purpose no effective action can be taken in the matter.

Necessity for providing alternative accommodation for persons affected by acquisition of setbacks and by pulling down of dilapidated buildings.

SEWAGE PURIFICATION WORKS, DADAR.

Annual Report for the year 1953-54.

GENERAL

189. The Sewage Purification Works at Dadar functioned satisfactorily throughout the year under report. The total amount of Sewage received for treatment at the plant was 3746.43 million gallons, i.e., an average of 10.26 million gallons per day, as against an average of 11.16 m. g. p. d., treated during the year 1952-53. Reduction in the quantity of sewage received at the plant is due to diversion of a part of the sewage from Mahim Pumping Station to the newly started Dharavi Purification Plant since 22nd June 1953. Out of the 10.26 m. g. d. received at Dadar for treatment, 7.25 m. g. p. d. sewage received complete treatment and the remaining 3.01 m. g. p. d. received only preliminary treatment. The final effluent turned out by mixing both partially and completely treated sewage was quite satisfactory for discharge into the sea through the adjoining storm water drain. Appendix F gives in a tabulated form the data of the entire plant for 1953-54.

190. The work of installing new pumping sets at Dadar Pumping Station will be taken in hand, as soon as the work of providing sluice valves on the incoming sewers of Dadar Pumping Station is completed. The work of replacing the two old pumping sets at Mahim Pumping Station was completed and the new pumps started functioning from 20th June 1953. The work of installing additional pumping sets at Matunga Pumping Station was nearing completion.

191. *Activated Sludge Plant.*—The activated sludge plant functioned satisfactorily. The aeration cone machinery has outlived its useful life. The aeration cones of 4 aeration rows have been replaced by the cones manufactured in the Municipal Workshop. The work of replacing the aeration cones of the remaining 2 rows has been taken in hand.

192. *Enclosed Forced Draft Filters.*—The three enclosed Forced Draft Filters worked satisfactorily and turned out the effluents of tolerably good quality under local conditions. The corrosion of the sprinkling arms in the filter is causing concern. In the current year, an experiment is made to observe the effect of 'Inertol Black' paint to withstand the corrosive action.

193. *Digestion Tanks.*—The two digestion tanks worked satisfactorily throughout the year. The scum formation underneath the floating roof was effectively arrested and that around the floating pontoons was minimised by working the agitation mechanism for 4 hours in the reverse direction and 2 hours in the forward direction at a stretch.

194. The total quantity of sludge gas generated in the two Digestion Tanks during the year under report amounted to 45.11 million cubic feet an increase of 6.25 million cubic feet over that generated in the previous year. The daily average gas generation was 1,23,603 cubic feet.

195. A tender for the replacement of floating roof on the Digestion Tank No. 1 is under consideration and it is expected that the work will be completed during 1954-55. In view of this major work, the extension of gas service to the new consumers is held over, as during the repair period, the present gas commitment will have to be satisfied with the help of the remaining Digestion Tank.

Sludge Gas Utilization.

196. *Domestic gas consumption.*—The details of the generation of gas and its utilization are given in Appendix G. The revenue realised by the sale of gas during the year amounted to Rs. 1,11,242-6-0 giving an increase of Rs. 32,752-14-0 over the figure of the previous year.

197. The experience so far gained shows that the distribution of sludge-gas for domestic consumption is both economical and simple. The success of a small gas distributing centre like the one at Dadar Purification Works depends considerably on the availability of bulk-gas consumers such as Hospitals, Restaurants, Hotels, Co-operative Housing Societies and Industrial Concern using gas as a fuel.

198. *High Pressure Gas Compressor.*—The High Pressure Gas Compressor worked satisfactorily during the year. The 'Gully Emptier' vehicle of the Drainage Branch worked satisfactorily on compressed and washed sludge gas. This has saved petrol consumption of about 982 gallons, representing a saving of Rs. 2,547 at Rs. 2-9-6 per gallon of petrol.

199. *Gas Engines.*—The gas engines worked satisfactorily during the year. The engines worked for 1,796 hours and 40 minutes, generating 91,769 K. W.H. which resulted in a reduction of about Rs 4,467-12-6 in the amount payable to the B. E. S. & T Undertaking.

Sludge drying Bed and Sludge Manure.

200. During the year the digested sludge manure was sold to the contractor at Rs. 11-4-0 per 100 cubic feet. The revenue realised by sale of manure during the year amounted to Rs. 9,417 giving an increase of Rs 5,536-4-7 over the figure of the previous year.

201. Every year about 100 Brass of sand costing Rs. 3,406-4-0 are required for making up the loss of sand during the sludge drying operations. During the year, under report, sand recovered from the sewage was utilized for the purpose without purchasing any outside sand. The plant scale experience has shown that as the aggregate size of sewage sand is very fine as compared to sand available from contractor, as such it is necessary to mix it with atleast 20 per cent. of coarse sand. Even after using 80 per cent. of sand from sewage, the nett saving expected per year is Rs. 2,725.

202. At the sewage works Laboratory, about 7000 sewage, sludge and gas samples were examined during the year. In addition to the routine work, the laboratory continued its research on animal dung digestion. The 2000 gallon dung digester was operated throughout the year.

203. The study of composting of city refuse with the digested sludge manure and raw sludge was carried further.

204. The work of filling the low-lying lands on the Extension Plant with City-refuse and excavated earth progressed quite satisfactorily. This has not only considerably solved the flooding problem, but it has also minimised the mosquito and insect nuisance in this locality.

Repairs Workshop

205. The repairs work shop shed has now been erected and the work of installing the machinery has been taken in hand. It is expected that the workshop will start functioning by the end of June 1954.

206. The total expenditure on Power, Stores, Laboratory, Establishment etc. for the Purification Plant, Sewage Pumping Station, Digestion Tanks and other gas utilization systems amounted to Rs. 2,70,082.

Dadar Pumping Station.

207. The quantity of sewage pumped by Dadar Pumping Station during the year amounted to 1,104.09 m. g. The total units consumed were 2,97,415 K. W. H.

IV—DRAINAGE SCHEMES—DHARAVI PURIFICATION WORKS.

208. The plant was put into operation on 22nd June 1953. The plant is designed to treat a normal flow of 5 M. G. D. with a peak load capacity of 10 M. G. D.

209. To start with only the pumping station and the primary treatment units, screen, Detritus Tank and Primary Settlement Tank were put into commission on 22nd June 1953. The sludge removed from Primary Settlement Tank was not put in Digestion Tank, but was separately sent to the creek in a gravity pipeline. The secondary units and Digestion Tank machinery were being overhauled simultaneously as the primary unit was under trial.

210. The secondary treatment unit was started on 11th August 1953. The high rate filters installed here were tried with various ways and chemical results were obtained in each type of combination with a view to finding out the most suitable way of efficient filtration. The sludge from the final settlement tank was taken in the Primary Settlement Tank by the help of automatically operated pumps. The raw sludge from Primary Settlement Tank was being sent to sea till the Digestion Tank was started.

211. The Digestion Tank was put into commission on 26th October 1953 after a thorough checking as regards leaks etc. All the gas generated in the tank was burnt out in the excess gas burners as there was no consumer connected to the mile long 6" gas pipeline laid in the Sion locality terminating at the Municipal Group of Hospitals, Sion started using gas from 26th January 1954, and their daily consumption is about 3,000/5,000 cubic feet. Rest of the 50,000 cubic feet of gas is burnt in the gas burners.

212. All the units gave a satisfactory performance during their trial period.

213. The quantities of sewage treated and the gas generated are shown in the Appendix L.

214. The work of refuse dumping was started somewhere in September 1953 and a considerable portion of the low level areas has been raised to the desired level. The work is still in progress.

215. Regular samples were collected at three stages in the entire process of purification and these were tested in the laboratory at Dadar Purification Works. The results of these tests are recorded in the Office of the Superintendent and Chemist, Dadar Purification Works.

216. The new building proposed for the laboratory and office was completed in February 1954.

LOVE GROVE PUMPING STATION.

217. During the year under review two major works of importance were taken in hand (1) 8'x8' Reinforced Concrete Cement Duct about 2200 feet in length supported on piles 20' to 28' in depth costing Rs. 5 lacs approximately and (2) Detritus Tanks capable of removing 90 per cent. of 100 mesh particles costing about Rs. 7.33 lacs;

218. The work mentioned in (1) above was completed during the year while that in (2) was nearing completion. It is expected that the machinery for the 2nd one will arrive in this country before May 1954 and the Detritus Tanks will be put into commission before the end of the ensuing year. The completion of the above two works marks an important achievements in the erection of Purification Plant at Love Grove.

219. The work on the Pumping Station at Globe Mill Passage has been entirely completed during the year under report but the station could not function due to shortage of electric power.

V—MECHANICAL BRANCH.

I—Pumping Stations.

220. The sewage in the City was discharged into the sea at three places viz., Love Grove Outfall, Cleveland Bunder Storm Water Channel and Dharavi (Sion) Creek during the year under report. It was lifted through 13 pumping stations, 5 of which viz. Dadar, Matunga, Mahim, Jacob Circle and Tulsi Pipe Line Road are main pumping stations and the remaining 8 viz., Dharavi, Sion, Wadala Nos. 1 and 2, Sewri, Parel-Poibaydi, Tank Bunder and Warden Road are secondary pumping stations. During the year under report the pumping station at Tulsi Pipe Line was put into operation since July 1953 replacing the ejectors at Fergusson Road and DeLisle Road. Two higher capacity pumps of 3,000 gallons capacity were installed at Mahim Pumping Station replacing the old 900 gallons per month capacity pumps. The number of secondary pumping stations will increase to 11 when the proposed pumping stations at Globe Mill Passage, Chowpatty and Chinchpokli are installed and put into operation replacing the nearby ejectors. The work of Globe Mill Passage is practically complete and it will start functioning from 1st June 1954.

221. All the pumping stations worked satisfactorily, throughout the year. Statistical information showing the working of the stations is given in the Appendix I.

222. The old and new stations of the Love Grove Pumping Station worked satisfactorily. The total amount of sewage pumped was 26954 m. g. during the year under report. 5468 tons of silt was removed from the detritus chamber of the pumping station No. 1 and 5130 cubic feet of screening from station No. 2. The average sewage level of the station came to 71.48. The ends of H. R. S. beams in the detritus chamber of the pumping station No. 1 were strengthened and encased in concrete to prevent further deterioration. The station No. 2 worked satisfactorily except for the choking of the fine screens. The screen spacing was widened by removing the alternate bars of the fine screen to prevent choking.

223. Iron ladders have been provided in the New Pumping Station Detritus chamber. In one of the bays a set of sliding screens is being provided and if it works satisfactorily steps will be taken to provide this arrangement in the other two bays replacing the existing vertical fixed screen arrangement. The advantage of the sliding screen arrangement is that when one screen is in the other is lifted up for cleaning purposes and big wooden logs or other floating solids etc. are prevented from finding their way into the suction chamber of the pump which otherwise would cause damage to the impeller blades or guide Vane casing and such other parts of the pump proper.

224. The outfall sewer at Worli was inspected on four occasions during the year and no further deterioration has been observed than what was seen in 1952-1953 except for the fact that the south side facing of the outfall near the crane house was being very rapidly damaged by wave action. To prevent this, steps are being taken to strengthen this face by guniting.

225. This station worked satisfactorily during the year with its old pumps. The 4 new pumps received during the year 1952-53 could not be installed during the year under report as the preliminary work of providing positive controls on the incomings could not be completed before the advent of monsoons. The work is expected to be completed in December 1954.

226. This pumping station worked satisfactorily during the year. The work on the extension of the pump house is nearing completion and the extension side will start functioning by 1st July 1954.

227. This pumping station worked satisfactorily during the year. The two new pumps of 4.3 m. g. p. d. capacity were installed during the year under report. The pumping capacity of the station is now adequate.

228. This pumping station worked satisfactorily during the year. However normal repairs and overhauling was required to be done three times during the year as usual.

229. This pumping station was installed and put into operation in July 1953 and worked satisfactorily during the year.

Tulsi Pipe Line Road
Pumping Station.

230. The other eight minor pumping stations worked satisfactorily during the year.

231. Considerable difficulty was experienced in removing the silt accumulating at the bottom of the sumps of the various pumping stations due to tremendous increase in the quantity of silt finding its way in the sewers. Silt was removed by agitating the sewage with compressed air and mixing it with water. This operation had to be carried out during the non-peak periods of flow which normally occur between 10 P. M. and 5 A. M. by sending men down the sumps. In the design of the new pumping stations, provision for getting sumps cleaned mechanically has been introduced so that the sumps can be cleaned even at the time of peak load if necessary without manual labour. This has worked satisfactorily, at the newly installed pumping station at Tulsi Pipe Line Road.

II—Compressor Stations.

232. The four electrically driven air compressor stations at Victoria Garden, Fergusson Road and Colaba and Warden Road worked satisfactorily during the year.

233. The cracked crank disc of the compressor at Colaba Air Compressor Station has been replaced by a new one made locally during the year (January 1954). The compressor since then maintains the necessary pressure and is working very satisfactorily.

234. At the Warden Road Air Compressor Station, the new noiseless Rotary Air Compressor started working during the year under report. The auxiliary pumping station also worked satisfactorily during the year. The auxiliary pumping station will continue till the scheme of laying a gravitation sewer sanctioned by the Corporation is put into execution.

235. When the additional pumping stations both major and secondary which are either under construction or under contemplation are brought into operation, the load on the transformers installed at the compressor stations would be reduced and it would be possible to spare some of them for use elsewhere.

III—Ejector Stations.

236. The 21 underground ejector installations serving the southern, central and northern areas of the City continued to operate for lifting sewage from the low-lying areas. These installations work on compressed air supplied by the four air compressor stations detailed above.

237. Most of the ejectors have served their useful life. Further their capacity is found to be inadequate to cope up with the peakload flows reaching them. Thus wherever possible the ejectors are replaced by means of pumping stations and where this will not be possible to do so, it is proposed to replace the existing vessels of the ejector stations by new ones of large capacity. The following ejector stations have been or will be replaced by the pumping units.

238. *DeLisle Road and Fergusson Road Ejectors.*—These ejectors were closed down since 11th November 1953 when the new Tulsi Pipe Line Road Pumping Station started functioning.

239. *Ejector at Globe Mill Passage.*—This ejector will be replaced by a pumping station. The Pumping Station was under construction and the work was nearing completion.

240. *Ejector at Chinchpokli.*—Provision for pumping station at Chinchpokli was made in the Budget Estimates for 1953-54. The vacant possession of the required land was received during the year under report. Tenders for the work will be invited in 1954-55.

241. *The Ejector Station at Church Street.*—The work of replacing the existing ejector at Church Street by a pumping station already sanctioned by the Corporation could not be proceeded with due to high rent for land demanded by Port Trust. The question was under correspondence with that Authority.

242. The total expenditure incurred on the maintenance of compressor and ejector stations amounted to Rs. 2,69,086.

IV—Floodgates.

243. There are three floodgates and five drop gates at Love Grove, two floodgates with eight needle-gates at Cleveland Bunder and three wooden needle-gates at Dharavi.

244. The cost of maintenance of the floodgates during the year amounted to Rs. 7,759.

V—Inspection of Factories.

245. Total number of permits and licence cases inspected and disposed of during the year was 271. 30 nuisance cases were also attended to. Surprise visits were paid to several factories to find out if they were authorised. No notices were issued under Section 392 of the Bombay Municipal Corporation Act. Total number of cases inspected was 301. Each factory, workshops and workplace was inspected on more than 3 occasions.

VI—Motor Traction.

246. The expenditure under X—Mechanical (b) Transport, I—Inspection and supervision amounted to Rs. 43,114 during the year.

247. There were 448 vehicles in commission against 454 in the previous year and the expenditure incurred on there runnidge during the year is given below.

No. of vehicles.	Description of cars and lorries.	Expenditure. Rs.
6	Inspection cars	38,974
1	Committee	3,533
4	Hearses	16,746
6	Ambulances	32,418
379	Refuse lorries, Scammel Mechanical Horses and Trailers, Fergusson Tractors Trailers, Motocarts, Karrier Bantam Trucks etc.	11,87,577
10	Silt lorries	36,466
6	Halalkhore	31,468
8	Encroachment	29,189
4	Offal	1,18,984
17	Meat Vans	
1	Removal of stall boards	3,206
2	Station wagons for miscellaneous services (originally purchased for Milk service) expenditure included in item No. 1.	
1	Assessment and Collection Department	6,074
3	Station Wagons for Paymasters	15,506
448	Total	15,20,141

248. During the year, under report, 19 old vehicles were scrapped and sold 10 vehicles and 1 car were newly purchased and 2 vehicles used for distribution of milk were converted as ambulances and added to the fleet.

249. The refuse lorries were garaged partly at Arthur Road and Palton Road. The scheme for constructing a central garage at Worli which has been approved by the Corporation had to be further deferred due to financial stringency.

250. The vehicles at Arthur Road Carage are proposed to be decentralised and removed to 'D' Ward Stables at Annesley Road and G/N stables.

VII.—Refrigerating Plant at Arthur Crawford Market

251. The new refrigerator Plant at A. C. Market worked satisfactorily during the year under report.

VIII.—Municipal Workshops

252. The total expenditure on departmental works carried out in the Municipal Workshops during the year amounted to Rs. 5,22,796 as against Rs. 5,80,795 in the previous year.

253. The expenditure on the upkeep and overhead-charges of the Workshops amounted to Rs. 1,29,192 This gives 24.71 per cent. incurred on labour and stores against 21.83 per cent. for the preceding year.

254. Most of the work in connection with the installation of the Foundry has been completed. The second cupola was also put into commission at the close of the year. The total output during the year with the rates of castings is given below:—

Serial No.	Type of castings.	Total production			Total cost.			Average Per Rate.			
		T.	Qrs.	Lbs.	Rs.	a.	p.	Rs.	a.	p.	
1	Gunmental	2	6	19	5,359	12	7	1	0	7	Lb.
2	Bell metal	3	1	9	93	4	0	0	4	0	„
3	Aluminium	1 9½	34	5	6	0	14	9	„
4	White metal	17	4	4	0	0	4	0	„
5	Aluminium number plates	5	3	27½	1,676	2	0	0	10	6	Each.
6	C. I. oil casting	3	20½	...	32	10	6	0	5	0	„
7	C. I. water castings machinable	14	17	2 1½	4,760	0	0	16	0	0	Cwt.
8	Do. special type										
9	Do. Ballards	3	15	2 20	2,617	0	0	27	0	0	„
10	Do. Inspection chamber frames	11	7	...	4,964	7	0	19	0	0	„
11	Do. manhole frame covers	120	1	3 14	26,232	5	0	10	0	0	„
12	Do. steps for manholes	5	7	16	1,284	0	0	12	0	0	„
13	Do. moulding boxes for jobs	5	8	3 14½	Charges distributed on different jobs						
Total		163	15	...	47,058	2	7				

255. These rates compare favourably with those of the outside manufacturers. The quality of the products was also superior to outside castings. Most of the castings required by the various departments including Cast Iron manholes, steps, inspection chambers frames required for departmental works and for supplying to Municipal contractors for the execution of Municipal drainage schemes are now being manufactured in the Municipal Foundry.

256. The recommendations of Messrs. Ibcou Ltd., for improving the working of the Municipal Workshops are being gradually implemented.

DRAINAGE BRANCH

L.—General

257. Conditions of the sewers improved this year also due to the systematic cleaning of sewers in the congested localities.

258. The progress of mechanisation of the Branch was continued during the year by purchasing the following machinery:—

(1) Two O. K. Champion Sewer Cleaners.

(2) Power driven Flexible Rod equipment.

259. Besides, the following machines were added to the Drainage Workshop during the year:—

(1) Atlas Diesel Automatic Air Compressor.

(2) Electric Lathe Machine.

260. The new pumping station at Love Grove worked satisfactorily as in the last year except for the choking of the fire screens due to unavoidable circumstances and there was some deterioration in the surcharged condition of the sewers in the Southern and Central parts of the City. However, the surcharging in these parts of the City will further be relieved considerably on the completion of the new 6' x 9' ovoid relief sewer between Love Grove and Lamington Road. The major part of this sewer is laid and further work was in progress.

261. The work of giving street connections to the new and old buildings was continued during the year and the connections granted and plans approved are shown below:—

Street Connections		Plans for drainage arrangements.	
Sewers.	S. W. Drains.	New Buildings.	Additions and Alterations.
(112)	(42)	(56)	(96)

262. However, the work of scrutiny of the plans was transferred to the Buildings Branch with effect from 1st June 1953.

263. The details of the works carried out during the year are given below—

	No.	Total Cost.
A.—Repairs and Alterations.		
(1) Repairs to manholes or drains and sewers, construction of new manholes, renewal of worn out covers and frames for manholes and lamp holes	197	} 313 Rs. 23,732-0-0
(2) Replacement of gratings on water gullies	108	
(3) Renewal and repairs to vent shafts	8	

B.—Cleaning operations (underground sewers and drains)

264. The following table shows the type of sewers and drains cleaned and silt removed from them:—

Particulars	Milage during last year.	Increase during the year.	Total milage.	Milage cleaned.	Silt removed in tons.
Pipe Sewers	212.37	1.23	213.60	75.42	4090.
Ovoid Sewers	17.37	...	17.37	5.76	2379.
S. W. Drains	213.71	.35	214.06	5.48	3185.

265. The quantity of silt removed this year was also less than that of the previous year. This was due to the unsatisfactory functioning of the new pumping station at Love Grove.

C.—Water Courses.—Water courses were cleaned and kept in good condition.

D.—Catchpits.—Catchpits on ovoid sewers and pipe sewers were cleaned at regular intervals and 3074 tons of silt was removed therefrom.

E.—Water Entrances.—14264 water entrances including perforated stoneware ones were opened and cleaned before the monsoon and closed after the monsoon.

F.—St. Connections.—56,124 street connections were cleaned during the year.

G.—Biological Installation at Banganga Walkeshwar.—This installation was kept in working order during the year under review by thoroughly cleaning the filter beds and carrying out necessary repairs at a cost of Rs. 6426/-.

H—Vent Shafts.—All vent-shafts on pipe sewers which number about 1,183 were maintained and kept in working order.

I—Cleaning and maintaining of open S. W. channels.—The five main open S. W. channels were cleaned at a total cost of Rs. 11,270-5-0 and 1388 tons of silt was removed therefrom.

J—Relieving Arches at Falkland Road.—This work had to be suspended during the year for want of funds.

K—Sluices.—31 Sluices on sewers and S. W. drains were operated and maintained.

L—Common House Drains and House Drains in Private Properties.—The work of systematic cleaning of house-drains was continued during the year and it resulted in reducing the number of chokes therein. Special attention was paid to the long lengths of common house gullies by attending to them regularly. This helped in keeping the common house-drains in working order.

A mobile gang with flexible rod equipment was introduced this year for the removal of obstinate chokes in the whole City. This arrangement has since been working very satisfactorily.

II.—Departmental and Private Works

266. Departmental and private works amounting to Rs. 1,06,941-11-0 (Departmental—Rs. 83,860-15-0 and Private—Rs. 23,080-12-0) were carried out during the year under report at the cost of various Departments and private parties.

III.—Flooding

267. The system of employing special labour staff day and night to attend the low lying areas in the City subject to flooding during heavy rains was continued during the current year also. No special staff for this purpose was appointed during the day time and the work was entrusted to the Ward staff as in the previous year. The staff continued to work as before. This arrangement was found to be satisfactory and economical.

268. The total rain fall as recorded in Babula Tank Drainage Office from 8th June 1953 to 18-10-53 was 72.78.

IV.—House Connections

269. Following table will give an idea of requisitions issued against the house owners for rectifying the defects in the house drain fittings and the reactions of the owners to the same:

Section	No. of requisitions outstanding on 31-3-1953.	No. of requisitions issued during 1953-1954.	No. of requisitions complied with during 1953-54.	No. of requisitions outstanding on 31-3-1954.
231	83	58	80	61
233 (a) (b)	20	33	35	18
243 (2)	4	12	13	3
244 (1)	1	7	2	6
244(2)	...	1	...	1
248 (1) (c)	45	...	28	17
257 (1) (a)	1147	3605	3164	1588
258 (a)	2	...	2	...
258 (c)	3	...	2	1
257-269	4	29	22	11
257 (1) (a) (1)	4	10	10	4
258 (f)	...	1	...	1
Total ...	1309	3756	3358	1711

270. In cases where requisitions were not complied with, prosecutions were launched. The results of the Court proceedings are given in the following table:

Section of the Act, for non-compliance of the original notice under Section.	No. of cases pending on 31-3-53	No. of prosecutions.	No. of cases withdrawn.	No. of cases pending on 31-3-54	No. of convictions.	No. of cases in which parties were warned or discharged.	Amount of fines.
231	16	28	7	19	17	1	Rs. 542 0 0
233 (a) (b)	...	6	...	2	4	...	16 0 0
243 (2)	...	3	...	2	1
248 (1) (c)
257 (1) (a)	67	365	70	123	208	31	2,259 0 0
257 (1) (a) (1)	1	4	1	2	2	...	10 0 0
258 (a)
258 (c)	11	1	...	12
356	1	2	1	...	2	...	12 0 0
472	15	65	6	21	48	5	1,713 1 0
258 (f)	...	1	1	...	20 0 0
259 (a)	...	3	3	...	25 0 0
Total ...	111	478	85	181	286	37	4,597 1 0

V.—Subvention Scheme

271. This scheme was deferred this year also in respect of such premises as were falling in the Town Planning Scheme of Mahim Woods. During the year under report conversion of 28 privies was effected.

Removal of Town Refuse at Deonar

272. As in the past the major portion of refuse was transported to Deonar in Railway wagons. The remaining refuse was dumped into low lying lands in the City at Hornby Vellard, Haines Road Cemetery, near Love Grove pumping Station, Sion Kurla Creek, Dadar purification Works, and Dharavi which were required to be filled in and was also utilized for filling in the old Storm Water Reservoir.

273. The position of rolling stock still worsened during the year and on account of shortage of wagons arrangement of running 3 trains instead of 2 introduced in the year 1950-51 was continued.

274. Accordingly, three trains consisting on an average of 22 wagons each were despatched from Mahalaxmi siding to Deonar every day. The total number of wagons received at Deonar during the year under report was 23,465 as against 26,433 during the previous year. The reduction in the number of refuse wagons was due to the shortage of rolling stock.

275. Taking an average of 17 tons per wagon, the quantity of refuse removed to Deonar was about 3,98,905 tons as against 4,49,361 tons during the previous year. The total cost of removal and disposal amounted to Rs. 7,82,478 as against Rs. 8,90,049 of the last year. The total cost of unloading refuse wagons during the year amounted to Rs. 3,64,360 as against Rs. 4,05,695 in the previous year. The decrease in expenditure was due to less number of wagons received at Deonar.

276. The work of unloading refuse wagons was carried out wholly by Contract. The total cost of haulage and unloading per ton amounted to Rs. 1-15-5 approximately as against Rs. 2 per ton in the previous year.

277. The position of the rolling stock including stock lying sick in Railway Workshop, at Mahalaxmi Siding and at Deonar Siding at the end of the year was as follows :—

77	Refuse Wagons Running.
2	Silt Wagons.
2	Sick at Deonar Siding.
3	Brakevans in running condition.
10	Sick in Railway Workshop.
12	Sick at Mahalaxmi Siding.

106

278. 15 wagons and 1 brake van were condemned during the year 1953-54 by the Railway Authorities as they were beyond economical repairs.

279. The position of rolling stock required for work was inadequate and far from satisfactory. In order to augment the rolling stock a provision of Rs. 7,00,000 was made in the Budget to purchase 50 wagons. This matter was under correspondence with the Western Railway Authorities during the year. It was not possible to secure under frames to build bodies over them and as such new wagons could not be constructed. Western Railway Authorities had some second hand wagons for disposal. Taking into consideration our need of wagons it was decided to purchase 45 iron bodied open second hand Railway Wagons to be used as Refuse Wagons. In addition to this there was a proposal to construct 7 wagons through the agency of Western Railway.

280. The cost of repairs and maintenance of the wagons as well as of the siding at Mahalaxmi amounted to Rs. 52,253-12-0 as against Rs. 81,302 for the previous year. Decrease in cost of repairs to wagons was due to old wagons having been condemned.

281. During the year under report refuse was dumped over the land already filled in to fill up the depression caused by fire and rain. The total area reclaimed stood at 440 acres at the close of the year out of 823 acres of low-lying land earmarked for dumping purposes.

282. The total income realised from various sources such as reclaimed land leased for cultivation temporary letting out of portions of the land to Messrs. Anderson Dawn & Co., the Central Railway the contract for skinning dead animals, sale of right of fishing etc., amounted to Rs. 82,503 as against Rs. 76,660 during the previous year.

283. The amenities provided in the labour camp for the benefit of staff such as free primary education, welfare centre, Gymnasium, Maternity Ward etc., were continued during the year. Since the authorisation of the ration shop in the camp was cancelled by the Government, legal steps for ejection were taken and the proceeding thereof were in progress at the close of the year.

284. During the year under report there was only one incident of derailment and three incidents of fire on the reclamation. However, there was no loss to the Municipal or other properties.

285. The incinerators at Love Grove and Palton Road being out of order, could not be worked. The only incinerator at Mahalaxmi Siding worked during the year and 272 tons of refuse was burnt in it.

286. The length of the main Railway line and the kutchra siding was 6,700 feet. The length and number of temporary sidings varied from time to time.

PLANNING BRANCH

287. The Planning Branch looks after the work of preparing plans, designs, estimates and draft tenders for Municipal buildings and for all major proposals in regard to roads, drains and sewers. It also prepares layouts for Municipal sites and scrutinises layouts from private parties for development of their estates. The Branch is further entrusted with the work of the Master Plan and development and zoning of the suburbs.

A.—Municipal Buildings

288. The number of plans and estimates, the total amount of the estimates etc., prepared during the year under report are shown below :—

(i) Plans	...	74	Nos.
(ii) Contract drawings	...	63	Nos.
(iii) Blue print copies	...	4,330	Nos.
(iv) Block estimates	...	20	Nos.
(v) Total amount of block estimates	Rs.	50	Lakhs.
(vi) Detailed estimates	...	13	Nos.
(vii) Total amount of detailed estimates	Rs.	35	Lakhs.
(viii) Draft tenders	...	14	Nos.

289. The following are some of the important works for which plans and estimates were prepared during the year :—

- (1) Municipal Head Office Extension.
- (2) Civic Exhibition (layout and civil works).
- (3) Fire Brigade Station at Andheri.
- (4) Maternity Home, Nurses' Quarters, etc., at Ghatkopar.

290. The Appendix 'U' shows all works for which plans were prepared during the year and the Appendix 'V' shows the works for which designs detailed estimates and draft tenders were prepared.

B.—Roads, Drains and Sewers

291. The number of plans and estimates, the total amount of the estimates etc., prepared during the year under report are shown below :—

(i) Plans:			
Paper tracings	...	223	Nos.
Cloth tracings	...	74	Nos.
(ii) Contact drawings	...	18	Nos.
(iii) Blue-print copies	...	2,665	Nos.
(iv) New estimates	...	80	Nos.
(v) Total amount of new estimates	Rs.	19,53,738	
(vi) Revised estimates	...	50	Nos.
(vii) Total amount of revised estimates	Rs.	49,46,104	

292. The important works for which plans and estimates were prepared during the year were as follows :—

- (1) Improvement Scheme No. 77 at Mahim Causeway for housing fishermen, earth-filling and retaining wall.
- (2) 40-ft. Road and R. C. C. Bridge at Chembur for access to the proposed Slaughter House at Deonar.
- (3) Taking over from the Central Government roads at Vadala Salt Pans—resurfacing of roads and provision of drainage, etc.
- (4) Roads including drainage at Tokersey Jivraj Wadi.
- (5) Relief Storm Water Drain across Vincent Road to abate flooding near the Hindmata Cinema.

293. The Appendix 'W' gives complete details about the works for which plans and estimates were prepared during the year.

C.—Master Plan and its implementation

294. The Master Plan for Greater Bombay Region, approved by the Corporation under their Resolution No. 413 dated the 26th July 1948, was considered by the State Government who have under their letter, Local Self-Government and Public Health Department, No. B.M.C. 4853/29643-E., dated the 25th November 1953, *inter-alia* stated as under :—

- (1) It was not for Government to take steps for the implementation of the Master Plan. The implementation of the Master Plan was primarily the responsibility of the Municipality. As regards the acquisition of the lands, it would be for the Municipality to make definite proposals to Government.
- (2) In regard to control on user of land, the Bombay Municipal Corporation Act, was recently amended so as to insert a new section 354-AA. It was reported by the Municipal Commissioner that these provisions were not adequate enough and further legislation to introduce Zoning was under consideration.
- (3) In connection with legislation for the assessment of compensation for lands in the Suburbs, Government was advised that under the Constitution it was not possible to enact such legislation.

(4) As far as possible, Government would take steps to consult the Municipal Commissioner before disposing of lands in future. As regards the lands actually disposed of, action to control user could be taken under the legislation for Zoning which was under consideration. In the meantime, some control on user could be exercised under Section 354-A A. of the Bombay Municipal Corporation Act.

Aerial Survey

295. *Aerial Survey.*—Aerial Survey work mentioned in the last year's report was completed and photo-mosaics with contact prints were received. One set of photo-enlargements was still to be received. The original cost of Rs. 75,200 for the work previously reported was revised to Rs. 71,400.

296. The total expenditure booked for the preparation of Master Plan from its commencement (*i.e.* from 1st January 1947) upto the period ending 31st March 1954, amounted to Rs. 2,25,230. 11 copies of the Report known as 'Master Plan in Outline' at Rs. 7-8-0 each and 40 copies of the Master Plan at Rs. 2-0-0 each, were sold during the year under report. The total sale proceeds on this account amounted to Rs. 162-8-0.

297. *Existing Industry in Suburban Areas.*—As a result of survey of existing industries and the discussion with factory-owners as mentioned in the last year's Report, a revised plan was evolved during the year and was approved by the Zoning Committee. A Zoning Code and the final detailed plan are under preparation.

298. *Shifting of Slaughter House and Tanneries to Deonar.*—No further progress could be made in this direction. However, an access road to the proposed slaughter house is to be provided at a cost of Rs. 4,13,100 which has been sanctioned by the Corporation under their Resolution No. 1475, dated the 1st March 1954, and the work will be taken in hand in the ensuing year.

299. *Development of Trombay Island due to the establishment of Oil Refineries.*—It was agreed upon by the authorities concerned that cost of the Express Highways within the Municipal limits be shared equally, between the Bombay Municipal Corporation, Government of Bombay and the Government of India. The Bombay Government public Works Department undertook during the year construction of a portion of the Eastern Express Highway between Sion and Sion-Trombay Road leading to the Oil Refineries. The road over-bridge over the Harbour Branch of the Central Railway is to be constructed by the Central Railway at an estimated cost of about Rs. 6.2 lakhs. It was decided during the year that alignment of the railway siding for the oil refineries should pass through the junction of the Eastern Express Highway and Sion-Trombay Road near the Tansa pipe lines and that a rail over-bridge be constructed thereat by the Central Railway entirely at their cost within about a year's time. A temporary Level Crossing was however provided across the Sion-Trombay Road.

300. As a result of the progress of the work of the oil refineries, it became necessary to rearrange and improve the existing public roads in the area by widening some of them and by providing suitable diversions for some others. Some new roads were also constructed by the oil refineries. Full particulars about the roads are given in Appendix 'X'. The proposals for the roads were sanctioned by the Corporation under their Resolution No. 176 dated the 6th May 1954.

301. The work of widening of the Sion-Trombay Road estimated to cost of Rs. 88,500 was taken in hand by the end of the year by the Municipality at its cost. The work on the road over the portion of Salsette Track between Sion-Trombay Road and Chembur-Mahul Road, widening of Chembur-Mahul Road and diversion Road to the Corridor, were also taken in hand by the Municipality at an estimated cost of Rs. 4,44,000 at the cost of the different companies concerned with the primary use of these roads. Other internal roads were under construction by the parties concerned.

302. The existing school at Mahul affected by the operations of the Burmah-Shell Refineries Ltd. was reinstated by the company at their cost on a new site.

303. A sanitary block for the new school was under construction at Municipal cost. Similarly, work on the reinstatement of buildings in the existing Gaothan of Anik Village affected by the development of the oil refineries was undertaken during the year by the company on two alternative sites, *viz.*

(i) Near Shiv Temple at Anik, and

(ii) Near Ghatla at Borla.

304. Work on the installations of the Burmah-Shell Refineries Ltd., the Standard Vacuum Refining Co. of India Ltd., the Tata Power Co. Ltd., and the Indian Rare Earths Ltd., made further progress in the Trombay area during the year. Work on surface drainage of the area which was altered to suit the development was also in progress during the year. Staff quarters of the Refineries and the labour housing of the Standard Vacuum Refining Co. of India Ltd., were also nearing completion by the end of the year. The labour housing for Burmah-Shell Refineries Ltd., was undertaken by the Bombay Housing Board along with other industrial housing in Kurla and Chembur areas. This area being low-lying, surface drainage arrangements therefor are being worked out.

305. *Reclamation of low-lying areas.*—Vast low-lying areas in the Suburbs are lying idle on account of their being subject to tidal inundation. Some of these areas bear high potentiality for immediate use for industrial or residential purposes. During the year, investigation was undertaken in this respect on the vast low-lying lands in Dharavi, Kolkalyan, Khar and Bandra, lying within the Mahim River Basin and Mahim Creek. The major portion of the area being Government and Municipal, a Co-ordination Committee of various interest concerned was formed to consider the question in detail. Though the rough outline for the reclamation of lands was formed, the problem is being studied further on radically different lines analogous to those practised in Holland with proper local adaptations without the conventional mode of filling in the areas by earth.

306. *Other Developments.*—It was decided by the Government that the reservation width of 250 feet for Express Highways be reduced to 200 feet. Future road lines for the following arterial and sub-arterial roads were also revised as sanctioned by the Corporation under their Resolution No. 404 dated the 27th July 1953 :—

- (i) Andheri-Ghatkopar Sub-arterial Road.
- (ii) Eastern Express Highway.
- (iii) Western Express Highway.
- (iv) Kurla-Bandra Link.

307. The Government of India after study of various sites with Municipality, approved during the year an alternative site at Powai for the proposed Western Higher Technological Institute, and the same was notified by the Government of Bombay.

308. Details for the development of Juhu Beach on the Government land on the foreshore were prepared during the year.

D.—General

309. *Conversion of privies.*—During the year, investigation was made for taking concerted action for the conversion of 2,267 privies still existing mainly in 'F' and 'G' Wards of the City. By the end of the year, investigation into the cases of 1,574 privies was completed. Conversion was found possible in 823 cases by taking immediate action. Conversion in the case of 614 privies was not possible at all in the absence of sewers. 736 privies were found attached to old acquired Municipal buildings and as these buildings are likely to be pulled down in near future, it was decided that conversion may be undertaken only in respect of 200 privies out of a total of 736 privies. Further investigation was in progress by the end of the year.

310. *Slum Clearance.*—The Government of India evinced keen interest during the year in regard to the clearance of City slums in the country. As a result of this, the Government of Bombay requested the Municipal Commissioner to prepare and submit a slum clearance scheme to the Central Government indicating the amount of subsidy required. A scheme envisaging the construction of 7,200 tenements at an estimated cost of 2.6 crores of rupees and confined to the clearance of slums on the Municipal lands was accordingly prepared and submitted to Government. A subsidy equivalent to fifty percent of the cost of civil works has been requested for under the scheme and the lands, which already vest in the Municipality are proposed to be turned-over free of cost towards the 'slum clearance' as the contribution of the Municipal Corporation. The scheme was forwarded by the Government of Bombay to the Government of India and was still under their consideration by the end of the year.

X—SLUM SERVICE AND CLEARANCE.

311. During the year the following works were attended to :—

- (i) General Scheme of Slum Clearance.
- (ii) Scheme for the extension of Kelewadi Lane.
- (iii) Town Planning Scheme, Bombay City No. 1.

(i) General Scheme of Slum Clearance.

As the Slum Clearance Bill referred to the State Government for enactment was not passed, no progress was made in this direction. The said bill was introduced in the State Legislature during the Budget Session.

(ii) Scheme for the extension of Kelewadi Lane.

The Draft agreement with the Mullaji Saheb for the foot overbridge over C. S. No. 36 and 37, was not yet prepared by the Municipal Solicitors and hence it would not be executed.

(iii) Town Planning Scheme, Bombay City No. 1

The Arbitrator Shri G. J. Desai, completed the hearings and held discussions with the Municipal Engineers in connection with the valuations adopted in the Scheme. The Arbitrator also submitted his layout to the Municipality for its approval. Municipality approved of the same as it was in keeping with the Municipal Scheme. The Arbitrator has declared his award a copy of which was awaited.

312. The whole of the Town Planning Scheme area was kept under vigilant control with a view to preventing constructions in contravention of the provisions of the Town Planning Act. Proposals for new constructions, additions, and alterations received from the owner of the building in the scheme area were scrutinised and commencement certificates issued with concurrence of the Arbitrator.

Proposed Town Planning Schemes for the development of Mahim Area.

313. The Mahim area covered by the provisions of the Bombay Town Planning Act, 1915, has been divided into three schemes viz. Schemes Nos. 2, 3 and 4.

Town Planning Scheme, Bombay City No. 2.

314. As per Government sanction (*vide* G. R. No. 6841/33, dated the 26th June 1951), the draft scheme was prepared in consultation with the owners and the same was approved by the Corporation under their Resolution No. 180, dated the 19th June 1952. After consideration of the objections received from the owners, the draft scheme was finally approved by the Corporation under their Resolution No. 690, dated the 6th October 1952 and forwarded to Government for sanction. The same has now been sanctioned by Government and Shri V. K. Bakre has taken over charge of his duties as an Arbitrator on and from 16th November 1953.

Town Planning Scheme, Bombay City No. 3

315. As per Government Resolution No. 6921/33, dated the 14th February 1952, sanctioning the making of the Town Planning Scheme, Bombay City No. 111, the preparation of the draft scheme was taken in hand in consultation with the owners. The draft scheme was published on 23rd April 1953 and after consideration of the objections received from the owners, it was finally approved by the Corporation *vide* their Resolution No. 411, dated the 30th July 1953 and forwarded to Government for sanction, which was awaited.

Town Planning Scheme, Bombay City No. 4.

316. The declaration of intention to make the Town Planning Scheme, Bombay City No. IV was made by the Corporation on 25th June 1951 under their Resolution No. 290 and published in the Official Gazette and local newspapers on 12th July 1951. The Government of Bombay sanctioned the making of this Scheme on 19th April 1952 under Local Self-Government and public Health Department Resolution No. 7019/33.

317. Immediately thereafter, the preparation of the draft Scheme in the prescribed manner was undertaken in consultation with the property owners. Various meetings of the owners were held in this connection. The owners and the persons affected by the scheme were given ample opportunities to make suggestions in respect of the Scheme and to raise objections so far it affected them individually or in general. The suggestions and objections received either verbally or in writing were duly considered and incorporated in the Draft Scheme wherever possible.

318. As the area involved in the Scheme was very large and the detailed work to be done was voluminous the Corporation requested Government to extend by six months the period of the twelve months from the date of sanction for the publication of the Draft Scheme. It was then observed that Government through a oversight had not published their sanction in the Official Gazette, as required under the Act. The Government, therefore on the 29th May 1953, issued a fresh sanction for the preparation of the Draft Scheme, which was published in the Official Gazette on 4th June 1953.

319. In view of Government's fresh sanction, some of the procedure laid down in the Act had to be gone through over again. The Draft Scheme has now been finalized and has been submitted to the Corporation who have now approved the publication of the scheme *vide* their Resolution No. 152, dated the 3rd May 1954. It was published on 6th May 1954.

General

320. The following is a statement of Commencement Certificates under Section 15 of the Bombay Town Planning Act, 1915, actually issued during the previous years and the year under reference as well as of the Permits issued under Section 3 of the City of Bombay (Building Works Restriction) Act 1949 during the previous years :-

	During the Year	Total from the beginning upto the end of the year under report.
Permits in Scheme No. 3	Nil	171
Permits in Scheme No. 4	Nil	203
Commencement Certificates in Scheme No. 2	27	80
Commencement Certificates in Scheme No. 3	105	275
Commencement Certificates in Scheme No. 4	107	290

321. The total expenditure incurred in connection with the preliminary works of the proposed Town Planning Schemes for the Areas from the commencement upto the end of the year under report comes to Rs. 4,02,190.

322. The expenditure during the year 1953-54 alone amounted to Rs. 1,08,000

APPENDIX A

Statement showing the works provided for and carried out during the year 1953-54 under Special Repairs

Serial No.	Name of the work.	Amount provided.	Expenditure booked during		Remarks.
		Rs.	1953-54		
			Rs.	a. p.	
1	White washing and colour washing, oil painting to dado to walls and wood work on Fort Fire Brigade Station and Staff Quarters	1,975	1,837	14 0	Complete.
2	Proposed additions and alterations on 2nd and 3rd floors of Fort Fire Brigade Station for officers and firemen's quarters	6,290	5,660	5 0	Incomplete.
3	Renewing woodwork of mutton stall at A. C. Market	1,217	756	14 0	Do.
4	White washing and colour washing internally to officer's bedroom and woodwork of Colaba Fire Brigade Station and Staff Quarters	1,794	1,754	8 0	Complete.
5	White washing to walls and dado to walls and woodwork of Municipal Dispensary at Palton Road	355	176	12 0	Incomplete.
6	Oil painting and white washing the wall of the staircase of insecticide office at Mint Road	317	101	3 0	Do.
7	Structural repairs to the public convenience at Russel Street	2,260	1,708	5 9	Complete.
8	Providing and fixing storage tank at J. R. Urdu School at Dharambala Road.	378	359	15 0	Do.
9	Repairs to the staircase and roof of the officer's quarters at Mandvi Fire Brigade Station	1,047	951	15 0	Do.
10	Renewal of rusted storage tank and automatic flushing tank of the public urinal at Masjid Siding Road	386	367	5 0	Do.
11	Removing rusted tank and providing new one in its place at Poona Street	198	170	13 0	Do.
12	Renewing of mangalore tiles at Mundvi Fire Brigade Station	3,570	3,373	4 0	Do.
13	Removing drainage lines and reconstructing the inspection chamber of Chawl No. 4 at Valpakhadi	3,476			Not started.
14	Improving the water supply at Velpakhadi Chawls Nos. 3 and 4 and 24A to E blocks	10,627			Do.
15	Converting casing arrangement for children into regular W. Cs. in Church Bunder Chawls Nos. 1 to 7 on 1st, 2nd and 3rd floors	1,628	1,326	5 0	Complete.
16	Removing old rusted iron storage tank and providing a new storage tank in place of the old one on the terrace of plot No. 26, Scheme 3	1,168	1,167	1 0	Do.
17	Providing and fixing T. W. shelves in the firemen's quarters in Vazir Building, Plot No. 37, Scheme 3	3,242	3,210	12 0	Do.
18	Reconditioning woodwork of balconies on the front at plot No. 11A, Scheme 29	4,897	4,508	3 0	Do.
19	Providing gully trap inside water on terrace on Sydenham Road Chawls Nos. I and II, Blocks Nos. 1 to 8	591	492	8 0	Do.
20	Providing roof over the staircase at plot No. 37, Scheme No. 3	1,224	957	3 0	Do.
21	Providing nahani with U bends, vent pipes and covering the open channel at plots Nos. 5, 6 and 7 at Chinchbunder	11,653	11,652	5 0	Do.
22	Renewing soil pipes of the W. Cs. at Imamwada Chawls Nos. 1 to 6	1,669	1,451	1 0	Do.
23	Providing downtake water connection from storage tank of Chawl No. 5 to the storage tank of Chawl No. 7 of Imamwada Chawls	407	404	0 0	Do.
24	Providing soil san and P trap of W. C. at Chinchbunder Chawls Nos. 1, 3, 4, 5, 6 and 7	873	869	15 0	Do.
25	Renewing flooring and teakwood joists on 1st floor of Case No. 311A/5-6 at Imamwada	964	961	14 0	Do.
26	Renewing flushing tank of Chawls Nos. 1, 3, 4 and 7 at Chinchbunder Chawls	403	402	15 0	Do.
27	Providing Bund wall around the recreation ground and filling in sea sand at Imamwada	794			Not started.
28	Providing wooden joists and ceiling of rooms Nos. 44 to 50 on 3rd floor of plot No. 26, Nazirally Building	2,577	2,573	14 0	Complete.
29	Repairs to fittings and flushing tanks etc., of the Chawls Nos. 1 and 2 at Sydenham Road, Scheme 37	1,300	1,278	12 0	Do.
30	Providing and fixing X P.M. to the openings on eastern side and room of Chawls Nos 5 and 6 at Imamwada Chawls	5,591			Work in progress.
31	Providing and fixing X P.M. to the back side rooms and W. C. and W. P. openings of the Chinch Bunder Chawls Nos. 1, 3 and 4	14,673			Work not started.
32	Providing and fixing X P.M. to the back side rooms and W. C. and W. P. openings of Chinch Bunder Chawls Nos. 5, 6, 7 (including passage window of Chawls No. 7)	14,762			Work in progress.
33	Making downtake water connection separately from storage tank to washing place at Imamwada Chawls Nos. 1 to 6	1,094			Do.
34	Oil painting to walls of staircase, W. C. door at passage of Imamwada Chawls Nos. 1 to 6	1,876			Do.
35	Removing existing glazed shutters and providing shutters to Municipal Nal Bazar Gujarati School	8,798	6,358	1 0	Complete.
36	Oil painting and white washing public latrine at Agiary X Lane	236	178	4 0	Do.
37	Oil painting and white washing public latrine at Mumbadevi	271	255	14 0	Do.
38	Oil painting and white washing public latrine at Nabibulle Road	90	48	2 0	Do.
39	Oil painting and white washing public latrine at Chimna Butcher Street	179	187	8 0	Do.
40	Oil painting and white washing public latrine at Babu Ganoo Road	457	431	3 0	Do.
41	Removing and resetting Shahabad stone flooring and providing R. C. C. partition on 3 stalls in Head and Liver section at Erskine Road Market	2,657	2,307	2 0	Do.
42	Replacing broken soil pans at plots Nos. 4 and 5, Scheme 37	171	97	8 0	Do.
43	Replacing broken window shutter and flushing tanks and repairs to the gully trap at Scheme 37	364	359	10 0	Do.
44	Repairs to the flushing tank and replacing missing sanitary fittings at Case No. 91, 93, Ibrahim Rahimtulla Road	294	189	12 0	Do.
45	Ceiling repairs at Case No. 91P, Scheme 37, Ibrahim Rahimtulla Road	1,822	1,701	7 0	Complete
46	Renewing cobs flooring and joists etc., at Case No. 97, Scheme 37	496	311	5 0	Do.
47	Providing 12 electric light points in the Chawls Nos. 3 and 4 at Chandanwadi	269	215	3 0	Do.
48	Providing 8 electric light points in the Chawls Nos. 1 to 6 at Chandanwadi	181	173	9 0	Do.
49	Renewing C. I. sheet roof drain pipes and sanitary fittings at Case No. 91, Scheme 37	1,520	1,145	10 0	Do.
50	Renewal of soil pans at Chandanwadi Chawls	850	853	0 0	Do.
51	Renewing R. C. C. cornice and replacing broken Mangalore tiles at Chandanwadi Chawls	374	392	3 0	Do.
52	Renewing cobs flooring and joists and repairs to existing staircase etc., at Plot No. 3, Scheme 37, Ibrahim Rahimtulla Road	974	715	1 0	Do.
53	Providing patent stone flooring to the W. Ps. of Chawls Nos. 1 to 6 at Chandanwadi	1,617	1,489	2 0	Do.
54	Repairs to the cornices and providing weather shades for Rooms Nos. 78 to 80 at Chandanwadi Chawl No. 2	211	210	0 0	Do.
	Carried forward Rs. ...	1,27,107	65,796	9 0	

Serial No.	Name of the work.	Amount provided.	Expenditure booked during	Remarks.
		Rs.	1953-54 Rs. a. p.	
	Brought Over Rs. ...	1,27,107	65,796 9 0	
55	Renewal of broken soilpans at Princess Street Chawl No. 1	651	445 5 0	Incomplete.
56	Renewing sanitary fittings and flushing tanks at Case No. 92, Scheme 37, Ibrahim Rahimtulla Road	345	17 15 0	Do.
57	Renewing cobs flooring and joists at Room No. 44, Case No. 91, Scheme 37	506	273 14 0	Do.
58	Constructing a cabin for booster pump at Princess Street Chawl for improvement to water supply.	300	42 15 0	Do.
59	Providing the necessary drainage arrangements and repairs to window frames etc., at House No. 16, Case No. 523 Islampura	1,040	266 8 0	Do.
60	Renewal of soilpans at Chandanwadi Chawls, Case No. 94, Scheme 37	854	777 5 0	Complete.
61	Removing old storage tank and providing and fixing new tanks into place and repairs to flushing apparatus.	495	486 12 0	Do.
62	Removing existing glazed shutters and providing panelled shutters to Municipal Gujarati School at Null Bazar	8,798	6,358 1 0	Do.
63	Improving the water supply at Patka Mansion, plots Nos. 4 and 5, Scheme 37	5,280		Incomplete.
64	Renewing cobs flooring and joists at Room No. 4, Case 93, Scheme 37	955	883 10 0	Do.
65	Renewing C. I. automatic flushing tanks in W. C. block at Chandanwadi Chawls Nos. 1 to 6	4,042		Do.
66	Renewal of old unserviceable storage tank with new one at Case No. 84, Scheme 37	399		Do.
67	Additions and alterations to the buildings new and old at V. D. Clinic, Bellasis Road	2,884	2,350 11 0	Complete.
68	Oil painting the motor repairs workshop in the Workshop at Foras Road	13,000	11,797 1 0	Do.
69	Renewing the stalls in brick masonry walls and R. C. C. roof etc., 32 stalls Kamathipura Market	8,693	6,229 4 0	Do.
70	Providing X.P.M. in the gap between two roofs of the Foras Road Depot	945	867 15 0	Do.
71	Providing doors, soilpans and minor repairs to the public convenience at Falkland Road	1,338	1,229 15 0	Do.
72	Oil painting and colour washing firemen's quarters and chawls at Gowalia Tank	675	659 14 0	Do.
73	Oil painting and colour washing to Chawl No. 1 at Gowalia Tank	2,154	1,943 4 0	Do.
74	Oil painting D Ward Office at Gowalia Tank	600	181 2 0	Do.
75	Providing open gutter around the W. P. at Mahalaxmi S. P. Shed near Chawl 19	226	208 9 0	Do.
76	Renewing the existing flooring with Indian patent stone flooring at Bellasis Road	272	123 5 0	Nearing completion.
77	Providing two lights in the B. I. T. Chawl compound at Bellasis Road	291	237 7 0	Complete.
78	Providing Indian patent stone flooring over the existing surface in the rooms at Block No. 10 at Bellasis Road	2,177	1,883 5 0	Do.
79	Shifting 3 electric lights at Bellasis Road Chawls	292	216 11 0	Do.
80	Converting the existing easing arrangements into bath rooms in Chawls Nos. 1 and 3 and 2 and 4 at Bellasis Road	108	90 9 0	Do.
81	Construction of a W.P. for sweepers' quarters near Chawls No. 17 and 18 Nagpada	581	387 2 0	Do.
82	Providing bars to the openings of kitchen of room No. 36, Chawl No. 17 at Nagpada	151	128 4 0	Do.
83	Providing shelves in the rooms at new Sweepers' Quarters at Nagpada	171	106 12 0	Do.
84	Converting bath room into W. C. at Mahalaxmi S. P. Shed	1,690	386 1 0	In progress.
85	Providing cement concrete covers at Bellasis Road	640	109 9 0	Do.
86	Providing a window in the east wall of room No. 18, Chawl 17 at Nagpada	192	2 0 0	Do.
87	Glazing to all the blocks at Love Lane Chawls, Scheme 62	534	1,498 5 6	Complete.
88	Glazing to all the blocks at Mazgaon Chawls, Scheme 50	1,069	1,058 14 3	Do.
89	Renewing the patent stone flooring of rooms in blocks Nos. 3 to 9 at Mazgaon Chawls, Scheme 50	10,537	9,886 4 0	Do.
90	Renewing the patent stone flooring of rooms in block Nos. 14, 15 and 16 at Mazgaon Chawls, Scheme 50	11,466	10,657 0 0	Do.
91	Renewing the patent stone flooring of rooms in blocks Nos. 1 to 13 at Mazgaon Chawls, Scheme 50	10,722	9,873 11 0	Do.
92	Oil painting with 3 coats to two sides of Albert Museum, Victoria Gardens	3,485	2,912 2 0	Do.
93	Painting to iron works of all structures and to woodwork of W. C. block and dust-bin shed at G. M. C. Market	4,994	3,570 2 0	Do.
94	Renewing two storage tanks, W. Cs. and flushing tanks etc., at P. C. No. 29 at Ghorupdeo Road	2,979	2,687 1 0	Do.
95	Oil painting 2/3 angle iron fencing in the Victoria Gardens	5,896	4,232 7 0	Do.
96	Repairing and oil painting to the building used as a Cafe in the Victoria Gardens	1,342	1,122 7 0	Do.
97	Repairs to the Malis quarters at Victoria Gardens	6,625	3,646 0 0	Incomplete.
98	Repairs to the walls and renewing the flooring of the bath room on the 1st floor of A. S. G.'s Bungalow at Victoria Gardens	2,394	976 8 0	Complete.
99	Renewing the iron works to the Monkey house in Victoria Gardens	2,043	13 1 0	Incomplete.
100	Repairing, painting, plastering and providing channels to the brown bear's cage in Victoria Gardens	5,113	6 5 0	Do.
101	Renewing the flooring of the rooms on the north west side of 1st floor of Maternity Home at Victoria Road	1,838	665 8 0	Do.
102	Painting to the storage tank of the W. Cs in the Old Maratha Hospital	450	254 7 0	Complete.
103	Oil painting the building of Albert Museum at Victoria Gardens	4,139	1,201 2 0	Incomplete.
104	Resoring the old washing place by removing the easing arrangement for children at blocks Nos. 8 and 9 of Mazgaon Chawls	209	208 15 0	Complete.
105	Closing the openings partly by brick masonry and partly by X.P.M. at Blocks Nos. 5, 7, 14 and 16 of Mazgaon Chawls	564	370 10 0	Do.
106	Renewing completely the soilpans in blocks Nos. 1 to 10, 12 and 14 to 16 at Mazgaon Chawl, Scheme 50	5,411	4,636 9 0	Do.
107	Providing two additional lights in the compound near pump house in Love Lane Chawl, Scheme 62	101	28 11 0	Do.
108	Providing 11 lights and shifting lights in Love Lane Chawls Nos. 1, 2 and 3, Scheme 62	423	286 5 0	Do.
109	Providing new X.P.M. to the school opening in Block No. 7	699	1,093 3 0	Do.
110	Renewing old wiring at Gymnasium overhead line at Love Lane Chawls, Scheme 62	321	261 1 0	Complete.
111	Repairs to electric lights in Chawls Nos. 3 to 15 at Mazgaon Chawl, Scheme 50	89	85 0 0	Do.
112	Providing a G. I. automatic flushing tank instead of C. I. flushing tank, Blocks Nos. 8 and 9, Scheme 50	469	456 9 0	Do.
113	Providing a water tap in the Municipal Tadwadi Gujarati School class room in B. I. T. Chawl No. 6 (Room No. 68)	52	50 4 0	Do.
	Carried forward Rs. ...	2,71,816	1,65,127 1 0	

Serial No.	Name of the work.	Amount provided.	Expenditure booked during 1953-54 Rs. a. p.	Remarks.
	Brought Over Rs. ...	2,71,816	1,65,127 1 0	
114	Constructing brick masonry partition wall between the blocks Nos. 10 and 11.	392	349 3 0	Complete
115	Converting European style W. C. into Indian style in G/S Stable	102	89 12 0	Do.
116	Renewing and repairing the pale fencing of the playground including 2 gates in front of Y. M. C. A. at Byculla	2,734	15 1 0	In progress.
117	Repairs to W. C. block of staff quarters at Byculla Fire Brigade Station	1,951	1,499 9 0	Do.
118	Converting European style soil pan into Indian style and providing bar-wall and white glazed tiles in Ward No. 10 of Arthur Road Hospital	1,354	970 12 0	Nearing completion.
119	Providing and fixing white glazed tiles in Wards Nos. 5, 6 and 7 at B. Y. L. Nair Hospital	180	179 9 0	Complete.
120	Oil painting tailor's room at Arthur Road Hospital	230	160 2 0	Nearing completion.
121	Oil painting to the old nurses' quarters at Arthur Road Hospital	3,744	...	Not started.
122	Renewing the flooring with R. C. C. slab 4" thick at Block No. 6, Agripada	325	290 3 0	Complete.
123	Renewing the pavement of the open space with cement plaster 4" thick between Vyayamshala and Block No. 27 Agripada	487	486 14 0	Do.
124	General repairs such as renewing the decayed posts, joists and flooring of W. C. at Case No. 153, Scheme 32, Souter Street	594	579 7 0	Do.
125	Renewing soil pans at W. Cs. Nos. 13 to 16 and 45 to 48 at Mahar Chawls.	789	3 4 0	In progress.
126	Renewing the decayed woodwork and flooring in the passage etc., in the south and north side of Pathan Chawls at Haines Road	2,544	2,365 3 0	Complete.
127	Renewing the old wiring of pump at Mahar Chawl	812	562 8 0	In progress.
128	Constructing nahanisi in the rooms in blocks Nos. 1, 4, 5 and 7 Agripada Chawls	213	136 10 0	Do.
129	Renewing flooring of room No. 6 on 1st floor of Case No. 153	489	355 9 0	Do.
130	Providing and fixing white glazed tiles to the walls upto a height of 5' in Wards Nos. 5, 6 and 7 at B. Y. L. Nair Hospital	9,982	8,789 7 0	Complete.
131	Providing and fixing C. T. wood fixed partitions with two flap-doors at Experimental Physiology Hall at Arthur Road Hospital	523	447 5 0	Do.
132	Renewing the M. S. plate corroded storage tank No. 37 at Ward No. 11 of Arthur Road Hospital	618	581 4 0	Do.
133	Renewing the M. S. plate corroded storage tank No. 38 at Ward No. 11 of Arthur Road Hospital	618	581 4 0	Do.
134	Providing and fixing W. I. grills to the windows on the ground floor of T. N. M. College	2,673	2,518 7 0	Do.
135	Raising the height of the existing partition between the Dean's office and clerks' office at T. N. M. College	715	677 1 0	Do.
136	Renewing the pavement with cement concrete in the passages and compound of Arthur Road Municipal Chawls	14,996	...	In progress.
137	Providing missing sanitary fittings and repairing broken soil pans etc., at Delisle Road Municipal Chawl No. 468	1,365	...	Not started.
138	Providing missing sanitary fittings and renewing M. S. Plates corroded storage tanks at Arthur Road Municipal Chawls	7,242	...	Do.
139	Providing sanitary fittings at W. Cs. and locking arrangement at Tankpakhadi Chawls	918	...	In progress.
140	Renewing the shahabad stone pavement of rooms and passages on ground floor and providing cement concrete in the north side passage at Health Department Bigari Chawls at Delisle Road	4,391	...	Not started.
141	Renewing the shahabad stone pavement and providing open half round S. W. channel in passage at Tankpakhadi Chawls	7,434	...	Do.
142	Renewing the M. S. plate corroded storage tank (No. 105) at R. M. Q's office building at B. Y. L. Nair Hospital	591	...	Do.
143	Internal alterations to the Dental College Hostel Buildings to accommodate 28 new Dental chairs and 2 laboratories on 1st and 3rd floors at Dental College in B. Y. L. Nair Hospital	16,736	...	Do.
144	Internal alterations to the T. N. M. College Hostel Building to accommodate R. M. Q's and Lady House Surgeon's on 1st and 3rd floors of the Hostel Building at B. Y. L. Nair Hospital	6,758	...	Nearing completion.
145	Providing brick partition wall in the store room on the ground floor to connect the same to rooms for students at T. N. M. College Building, B. Y. L. Nair Hospital	297	...	Do.
146	Internal alterations to the two rooms in front of Powell's godown at B. Y. L. Nair Hospital to convert the same into store room for storing inflammable articles of Nair Hospital	1,107	...	Not started.
147	Internal alterations for converting the existing laboratory into students' mess etc., in Dr. Venkatrao's godown at B. Y. L. Nair Hospital	6,680	...	Do.
148	Glazing to old and new Mominpura Chawls	376	360 0 0	Complete.
149	Renewing the unserviceable storage tank and providing a new one on the W. C. of Case No. 72 at Souter Street	538	...	Not started.
150	Renewing M. S. plated corroded storage tank No. 26 at S. P. Sheds, Byculla Station Road	299	292 7 0	Complete.
151	Renewing M. S. plated corroded storage tank No. 27 at S. P. Sheds, Byculla Station Road	299	292 7 0	Do.
152	Providing missing sanitary fittings at Old Mominpura Chawls	2,697	...	In progress.
153	Providing missing sanitary fittings at New Mominpura Chawls	1,471	...	Do.
154	Repairing the walls, white washing ceiling of Main operation Theatre at K. E. M. Hospital	1,980	1,979 2 0	Complete.
155	Painting dado partition woodwork etc., at staff quarters No. 1 at K. E. M. Hospital	1,119	1,118 5 0	Do.
156	Oil painting weather shades and G. I. pipes at G. S. M. College	1,859	1,859 0 0	Complete.
157	Oil painting wood work etc., of Professors' car shed at G. S. M. College	1,705	1,704 0 0	Do.
158	Reconstructing existing roof over crusher building at Sewri	900	864 11 0	Do.
159	Renewing cement plaster over R. C. C. hood of Gynaec. O. P. D. at K. E. M. Hospital	4,083	3,090 1 0	Do.
160	Providing partition wall and oil painting the same at K. E. M. Hospital	4,650	4,311 7 0	Do.
161	Distemping the walls, white washing the ceiling, oil painting woodwork etc., at G. S. M. College	3,449	2,950 3 0	Do.
162	Distemping the walls, white washing the ceiling, oil painting dado partition of corridors, main staircase portion of two lecture theatres etc., G. S. M. College	1,493	1,287 7 0	Do.
163	Providing and covering top in part of old type wooden weather shade with galvanised plain sheets and renewing cement border vata of window of New Nurses' Home at K. E. M. Hospital	1,037	898 1 0	Do.
164	Distemping wall, white washing ceiling, oil painting dado partition and casement windows, steel beams etc., varnishing woodwork etc., in College Office Block Dr. Bache's Library and Photo Studio on ground floor of G. S. M. College	1,528	1,298 1 0	Do.
	Carried forward Rs. ...	4,01,883	2,09,070 11 0	

Serial No.	Name of the work.	Amount provided. Rs.	Expenditure booked during 1953-54 Rs. a. p.	Remarks
	Brought over Rs. ...	4,01,883	2,09,070 11 0	
165	Oil painting the Electrocardiograph room at K. E. M. Hospital	345	238 8 0	Complete.
166	Renewing the decayed woodwork of roof and structures, providing new hard wood ceiling with new frame work at G. O. T., M. G. H. Sion	1,523	1,500 13 0	Do.
167	Providing eight electric points in Municipal Upper Primary School at Wadala	388	208 7 0	Do.
168	Repairs to roof over gangway connecting two extension blocks at R. P. T. B. Hospital	2,025	1,048 3 0	Do.
169	Providing open channel drain with catchpit at 853, Scheme 57, Wadala	245	226 3 0	Do.
170	Roofing the open space of store (wooden store) at F/N Sion	462	393 4 9	Do.
171	Renewing roof with rafters etc., and covering with Mangalore tiles and patent stone flooring at Kala Killa Dharavi	5,332	4,334 4 0	Do.
172	Diverting open drain behind plot No. 269 and 275 at Sewri Wadala Estate, Scheme 57	250	238 11 0	Do.
173	Providing barbed wire fencing etc., at Case No. 58-59, Scheme 60, Bhoiwada.	136	110 10 0	Do.
174	Providing inspection chamber cover and cess-pool at Case No. 934, Scheme 57, Wadala.	296	295 1 0	Do.
175	Providing open channel with catchpit for properly draining the water of Case No. 843, Scheme 57, Sewri X Road	400	399 12 0	Do.
176	Diverting open channel drain to the existing manhole at Case No. 979, 983 and 984 at Scheme 57, Wadala	1,021	957 11 0	Do.
177	Providing old Mangalore tiles by removing half round country tiles from the roof of Case No. 593A, Scheme 57, Bhoiwada	319	310 12 0	Do.
178	Renewing wiring at Tadiwala Building, Labour Welfare Centre, Scheme 47	350	277 2 0	Do.
179	Filling in and levelling a piece of land in the south side of Guru Nanak School, Rawli Camp, Scheme 6	1,342	1,341 7 0	Do.
180	Making good the damage to the roof of W. C. portion at Dharavi, S.P. Sheds	477	468 9 0	Do.
181	Reconstruction of a privy block attached to Case No. 251, Scheme 57	5,815	5,383 11 0	Do.
182	Replacing existing broken brick wall with G. I. sheet partition at Rawli Camp, Scheme 6	147	109 9 0	Do.
183	Provision of a general washing place 12'-0" x 6'-0" for the use of tenants of Sewri Koliwada	1,607	1,402 5 9	Do.
184	Providing and laying $\frac{1}{2}$ " G. I. service pipe from Bhoiwada Road to Case No. 599, Scheme 57	240	214 15 0	Do.
185	Enlarging the existing $\frac{1}{2}$ " water connection to $\frac{3}{4}$ " in the general W. P. in Case No. 614, Scheme 57, Bhoiwada	232	185 8 0	Do.
186	Renewing ceiling planks, windows, and Indian patent stone flooring at Case No. 604, Scheme 57	291	267 2 0	Do.
187	Providing $\frac{1}{2}$ " water connection at Case No. 603, Bhoiwada	219	204 6 0	Do.
188	Special repairs to roof, woodwork, wooden pillars etc., at Tadiwala Building, Scheme 47	3,243	3,223 11 0	Do.
189	Providing one water tap with new $\frac{3}{4}$ " connection for washing place at Case No. 99, Sewri Koliwada	173	11 4 0	Do.
190	Oil painting and minor repairs to door windows at Tadiwala Building, Scheme 47	226	193 9 0	Do.
191	Providing $\frac{1}{2}$ " water connection to one tap at Case No. 99, Sewri Koliwada	576	249 6 0	Do.
192	Rewiring old wiring at Block No. 6, three room tenements at Matunga	110	104 0 0	Do.
193	Renewing flushing tank at new College at Matunga	135	131 8 0	Do.
194	Renewing flushing tanks at blocks Nos. 27, 29 and 44, two room tenements at Matunga	194	187 13 0	Do.
195	Renewing terrace surface by providing Indian patent stone flooring at three room tenements at Matunga	1,015	920 0 0	Do.
196	Providing inspection chamber cover at Chawl No. 182, Supari-baug Chawls	192	133 5 0	Do.
197	Repairs to R. C. C. beams of W. C. between Chawls Nos. 4 and 5, Supari-baug Chawls	969	968 10 0	Do.
198	Providing and fixing weather shed in front of Chawls Nos. 1, 2, 5, 6, 8, 11 etc., at 110 tenements at Sewri	7,980	7,979 11 0	Do.
199	Filling in and consolidating 6'-0" passage round about Volkart Bros. Chawl at Dharavi, Scheme 56	1,620	433 2 0	In progress.
200	Providing 12 electric light points in Municipal Marathi School labour Camp at Matunga	649	520 8 0	Complete.
201	Cutting down the existing brick wall and providing sota post pillar and drum sheet wall to W.C. at Rawli Camp	668	667 9 0	Do.
202	Making good the damage done to the Chawl at Rawli Camp, Scheme 6	479	284 6 0	Do.
203	Raising the height of footsteps of privy near T/23, Rawli Camp, Scheme 6	122	120 14 0	Complete.
204	Making good the damage done by cyclone to G. I. sheets partition at Blocks Nos. 7 & 8 at Matunga Labour Camp, Scheme 56	797	796 4 0	Do.
205	Making good the damage done by cyclone to G. I. sheets partition at Blocks Nos. 5 and 6 at Matunga Labour Camp	671	670 13 0	Do.
206	Repairs to blown up roof of W. C. blocks Nos. 7, 8, 9 and 10 Rawli Camp	472	337 10 0	Do.
207	Making good the damage to structures T/1, T/4 S, S. Nagar 33 to 37 at Rawli Camp	230	214 3 0	Do.
208	Repairs to W. C. block at T/47 Rawli Camp	1,074	715 7 0	Do.
209	Replacing missing bib taps in General W. P. and providing locking arrangement at Manohard Chembur	139	112 8 0	Do.
210	Renewing old G. I. pipeline and replacing missing fittings etc., at Sewri Labour Camp	642	628 13 0	Do.
211	Renewing old electric wiring at Supari-baug S. P. Shed	891	769 1 0	Do.
212	Providing eight dust-bin sheds at Matunga Labour Camp	1,708	477 7 0	In progress.
213	Oil painting to door and windows at 110 tenements at Sewri	2,844	2,768 13 0	Complete.
214	Repairing the damage done by cyclone at structures Nos. T/20, T/72-73, T/93 and T/151-152	498	438 3 0	Do.
215	Providing wooden boxing to electric wire passing through brick masonry wall at 110 tenements at Sewri	248	240 13 0	Do.
216	Repairs to armory block at Rawli Camp, Scheme 6	781	778 7 0	Do.
217	Repairs to the compound wall of Shivaji Park at Cadell Road	952	888 15 0	Do.
218	General repairs to the ground floor of building at 298B at Beach House (acquired property) at Cadell Road	1,950	1,762 8 0	Do.
219	Repairs to the drainage channel and filling in of the two sanitary blocks of M/295 Shroff Wadi, T. P. Lane Road	995	867 4 0	Do.
220	Providing a washing place with new $\frac{1}{2}$ " water connection at Dabale Chawls Case No. M/295, T. P. Lane Road	408	330 1 0	Do.
221	Providing C. I. sheets screen walls on the west side of market section at Capi Tank Market	208	200 10 0	Do.
222	Repairing the open gutter running through the heart of Bandra Slaughter House	1,606	1,560 5 0	Do.
Carried forward ...		4,59,868	2,60,874 13 0	

Serial No.	Name of the work.	Amount provided Rs.	Expenditure booked during 1954-54 Rs. a. p.	Remarks.
	Brought over Rs.	4,59,808	2,60,874 13 0	
223	Providing open channel drain attached to fish section at Dader Market	251	13 5 0	In progress.
224	Repairing the W. C. block on the 1st floor at Shroff Wadi at Case No. M/295, T. P. Line Road	570	540 14 0	Complete.
225	Repairs to the pillar of compound wall of Shivaji Park at Dadar	247	206 15 0	Do.
226	Enlarging the existing 1" water connection by 1 1/2" water connection and transferring the same on 6" main of 50' road at Mahim Cemetery	2,323	1,914 8 0	In progress.
227	Renewing the old wiring at Beach House Central Bungalow (ground floor) M/293, Cadell Road	469	381 10 0	Complete.
228	Oil painting to the officer's rooms, begar, chawls, Dharamshala, mourners' shed at Haines Road Hindu Cemetery	2,910	2,489 12 0	Do.
229	Oil painting works at Love Grove Pumping Station staff quarters (4 bungalows)	5,820	4,961 11 0	Do.
230	Oil painting works at Love Grove Pumping Station staff quarters (Red brick chawls)	1,001	974 7 0	Do.
231	Repairs to the parapet walls and compound walls etc. in the garden at Worli Sea Face Moulana Abdul Gaffarkhan Road	287	263 7 0	Do.
232	Repairing the roof and the floor shutters of the 2 bath-rooms at New Worli Labour Camp	269	178 13 0	Do.
233	Renewing the expanded metal of the Chawl No. 2 at Worli New Labour Camp	558	423 3 0	Do.
234	White washing and colour washing at Love Grove Pumping Station staff quarters (Red brick chawls)	476	300 4 0	In progress.
235	Renewing the inspection chamber and gully trap covers at New Labour Camp, Worli	282	234 12 0	Complete.
236	Renewing the expanded metal wherever broken of the rooms at New Worli Labour Camp	4,011	2,553 4 0	In progress.
237	Repairs to the flooring of room No. 33 on 1st floor of Municipal acquired property Case No. M/751, T. P. Line Road	549	179 0 0	Do.
238	Renewing the C. I. sheet of the roof of fish section of the Municipal Market, Fergusson Road	3,384	3,146 10 0	Complete.
239	Conversion of 3 privies into full flushing system at Case No. M/300, Minocher Lodge, Cadell Road	4,547	3,112 7 0	Do.
240	Renewing the storage tank of public latrines at 7, Durga Street, Mahim	775	563 1 0	Do.
241	Providing additional under ground drainage pipe and inspection chambers at 141 tenements at Haines Road, Worli Naka	10,668	7,358 5 0	Do.
242	Conversion of 84 double room tenements into 168 single room tenements at 141 tenements at Haines Road, Worli Naka	14,948	14,634 1 0	Do.
243	Repairing the fencing of Veer Kotwal Garden, Dadar	876	...	In progress.
244	Oil painting the fencing of Veer Kotwal Garden, Dadar	769	...	Do.
	Total	5,15,798	3,05,305 2 0	

APPENDIX B.

Statement showing the works provided for and carried out during the year 1953-54 under New works.

Serial No.	Name of the work.	Amount provided Rs.	Expenditure booked during 1953-54 Rs. a. p.	Remarks.
1	Construction of a chowkey near Flower Section at Arthur Crawford Market	1,299	1,297 12 0	Complete.
2	Construction of a chowkey near Hornby Road—Market Road corner of A. C. Market	1,497	1,491 10 0	Do.
3	Construction of a chowkey near Seeds shop at Arthur Crawford Market	1,369	1,277 9 0	Do.
4	Providing and fixing a hand wash-basin with necessary sanitary and water fittings in the dispensary at 55, Rajwadar Street	304	67 8 0	Incomplete.
5	Providing a sanitary block and W. P. to the Mali's quarters at Naoroji Hill playground	4,097	...	Work in progress.
6	Providing a W. C. block and washing place at Babula Tank Drainage Department Yard	7,225	6,080 3 0	Complete.
7	Providing an overhead storage tank of 1,000 gallons capacity at Babula Tank Drainage Department Office	1,199	1,140 10 0	Do.
8	Providing a wash basin with storage tank in the Doctor's room at Panjrapole Dispensary Dist No. 4	295	277 10 0	Do.
9	Providing half round open channel drainage with C. I. grating in the flower section at Erskine Road Market	3,251	2,862 1 0	Do.
10	Converting existing wooden stalls Nos. 82 to 96 and 97 to 111 into R. C. C. stalls in old fruit and vegetable section at Erskine Road Market	10,270	...	In progress.
11	Providing pale fencing surrounding the recreation ground at Dr. Viegas Street	3,078	...	Do.
12	Providing three collapsible steel gates in the rear vegetable section of Kamathipura Market	2,099	...	Nearing completion.
13	Providing and fixing a wash-hand basin with water tap and drainage arrangement and water connection in the L. O.'s room at Gilder Tank Building	174	103 2 0	Complete.
14	Providing for female patients a new bathroom with complete drainage arrangement on the 1st floor of the new building at the V. D. Clinic, Bellasis Road	1,084	576 4 0	Do.
15	Providing a wash basin with tap at 264 Charni Road Dispensary District 6	300	297 12 0	Do.
16	Providing a washing place and water tap at 2nd Peerkhan Street Recreation Ground	530	399 7 0	Do.
17	Providing a W. C. seat in the bathroom in S. G.'s quarters in Victoria Gardens	820	752 13 0	Do.
18	Providing an open channel at sick animals houses, zoo infirmary at Victoria Gardens	356	346 13 0	Do.
19	Construction of a store room for keeping foodstuff required for laboratory animals	4,005	3,687 1 0	Do.
20	Construction of a rat house in Victoria Gardens for research works carried out for G. S. M. College	3,835	3,483 7 0	Do.
21	Providing a C. I. sheet shed along the south infirmary compound wall	5,802	4,837 9 0	Do.
22	Construction of a tennis court for superior staff of the Arthur Road Hospital	1,710	1,616 0 0	Do.
23	Providing brick masonry wall in place of C. I. sheet fencing for drill compound at Byculla Fire Brigade Station	8,271	6,565 0 0	Incomplete.
	Carried forward	62,870	36,980 3 0	

Serial No.	Name of the work.	Amount provided	Expenditure booked during 1953-54	Remarks.
	Brought over Rs.	62,870	36,980 3 0	
24	Providing windows, plastering walls and constructing a parapet wall on the terrace of Arthur Road Hospital	994	937 5 0	Complete.
25	Providing a store room in station officer's quarters at Byculla Fire Brigade Station	200	157 9 0	Do.
26	Construction of an additional W. C. at Souter Street Urdu School	670	520 11 0	Do.
27	Additions and alterations in B. E. S. & T. Building, 3rd floor at Club Road to accommodate the hostel of the students of T. N. M. College	19,863	15,904 11 0	Do.
28	Construction of a sanitary block at Licence Department 'E' Ward Office at Sankli Street	3,772	3,573 12 0	Do.
29	Construction of a roof over the cement concrete slab used for repairs to fire appliances of Fire Brigade Workshop at Byculla	7,908	7,739 5 0	Do.
30	Providing a lavatory and bathroom for workshop at Byculla F. B. Station	4,829	4,205 5 0	Do.
31	Providing a store room in Station Officer's quarters at Byculla F. B. Station	1,063	743 9 0	Do.
32	Providing overhead storage tank for W. C. at Nair Hospital 46/E Building	708	652 10 0	Do.
33	Providing 1½" size connection from 3" main inside college compound for the suction tank for improving the water supply to the building of T. N. M. College	859	471 6 0	Complete.
34	Providing a sanitary block at the playground in front of Y. M. C. A.'s Proctor Branch	3,498	...	In progress.
35	Construction of room over the welfare centre with separate R. C. C. staircase	4,121	...	Do.
36	Construction of covered passages between K. E. M. Hospital and G. S. M. College	2,023	1,603 5 0	Complete.
37	Enclosing verandah with brick masonry and wooden trellis at F and G Ward offices of Licence Department at Parel	400	211 11 0	Complete.
38	Providing and fixing European style soil pan on ground, 1st and 2nd floors of south wing of Nurses' Home at K. E. M. Hospital	1,154	1,138 5 0	Do.
39	Providing and fixing wash basin at Sewri Dispensary, Mulraj Bhavan, opposite Moon Mills	185	162 11 0	Do.
40	Providing masonry cabin and electric installation thereat at Sion Garden	855	519 4 0	Do.
41	Provision of wash basin with tap at dispensary in Chawl No. 1 H. S.'s Chawls, Dadar Main Road	186	162 11 0	Do.
42	Constructing small shed near Burning ground at Bhoiwada Hindu Cemetery	875	780 4 0	Do.
43	Shifting the existing turnstiles to some suitable place in King's Circle Garden	506	505 2 0	Do.
44	Providing open channel drain in the food section at Fergusson Road Market	346	226 12 0	Do.
45	Providing brick masonry wall with necessary window and door opening in the verandah of the quarters of the Engineer-in-charge Ejector Station at Delisle Road	720	654 11 0	Do.
46	Providing wash basin at Fergusson Road Dispensary	212	126 8 0	Do.
47	Providing wash basin at Prabhadevi Dispensary at Cadell Road	240	162 0 0	Do.
48	Improving the junction of Fergusson Road and Delisle Road	5,619	...	In progress.
	Total	1,24,676	78,139 0 0	

APPENDIX C

Statement showing the Capital Works (Housing only) provided during the year 1953-54.				185
Serial No.	Description of work.	Estimate.	Amount available for expenditure booked in 1953-54.	(185)
		Rs.	Rs.	Rs.
1	Construction of 3rd Chawl at Palton Road	5,09,496	50,803	15,500
2	Housing for poorer Classes			
	A—Construction of 359 tenements at Mang Carudi Camp Dharaj	4,87,237	68,000	4,87,237
	B—Construction of temporary tenements:—			
	(i) Construction of 128 tenements at Haystack Road	6,55,545	1,17,500	33,283
	(ii) Construction of 110 tenements at Haystack Road		1,00,000	1,00,000
	(iii) Construction of 219 tenements and 44 flats (and a block of 10 tenements) at Wadala	8,69,489	2,30,000	1,79,592
	(iv) Construction of 194 tenements at Sewri	7,24,063	4,00,000	4,07,804
	C—Construction of New Tenements:—			
	(i) Construction of 60 tenements at Shantinagar Arthur Road and 14 tenements at Chinchpokli.	2,05,421	45,000	...
	(ii) 92 tenements at Azadnagar, Wadala	44,033	1,00,000	...
		2,36,072	1,00,000	...
3	Housing of squatters on land at Mankhurd			
	(i) Construction of an additional sanitary units at Squatters' Colony Mankhurd...	1,98,796	1,75,000	35,356
	(ii) Construction of roads and passages for the extended part of colony at Mankhurd	79,914	70,000	69,753
4	Housing of squatters on land at Jogeshwari			
	(i) Construction of 13 sanitary units and an administrative block at Squatters' colony Jogeshwari	3,35,891	3,00,000	2,15,468
	(ii) Construction of roads and passages at Squatters' Colony Jogeshwari	1,81,919	1,75,000	1,41,589
	Total	45,27,876	18,31,303	10,98,745

APPENDIX D

The list of regular lines of streets prescribed and revised in the year 1953-54 :—

Serial No.	Plan No.	Details.
1	A.E.S. 61 5-2-1952	Revising regular line on Warehouse Road from Windy Hall Lane upto C.S. No. 47 (including western sides) from Chhaba Chambers to its junction with Kittridge Road on east side sanctioned under C.R. No. 249 of 22-6-1953 and Case No. E.B./2338-A, dated the 4th March 1952.
2	A.E.S. 82 18-4-1952	(A) Prescribing regular line under Section 297(1) (a) on the west side of Panjrapole 3rd Street from C.S. No. 3170 of Panjrapole Road. (B) Revising regular line under Section 297(1)(b) on the westside of Panjrapole 2nd Street between C.P. Tank Road and Panjrapole Road (west side). (C) Revising regular line on the westside of Panjrapole 3rd Street from C.P. Tank Road of C.S. No. 3170. (In this case first time regular line is sanctioned by M. C. under Section 297(1)(a) as per Case No. E.B. 2928-A dated the 11th June 1952 and revised regular lines are sanctioned under Section 297(1)(b) under C.R. No. 1552 dated the 30th March 1953).
3	A.E.S. 67 22-10-1952	Revising regular line at the junction of Tardeo Road and Clerk Road (on C.S. No. 409), sanctioned under Section 297(1)(b) by C.R. No. 1361 dated the 19th February 1954 as per Case No. E.B./3593-A dated the 17th September 1953.
4	A.E.S. 69 27-10-1952	Revising regular line at Sadashiv Street between C.S. No. 543 to 520 sanctioned under Section 297(1)(b) and C.R. No. 692, dated the 1st October 1953, as per Case No. E.B./6849-A.
5	A.E.S. 77/2 26-5-1953	Revising regular line at the junction of Ridge Road and Walkeshwar Road, sanctioned under Section 297(1)(b) per Case No. E.B. 8261-A, dated the 12th December 1953 and C.R. No. 1466, dated the 1st March 1954.

APPENDIX E

Statement showing the number of summonses issued against house-owners under various sections of the Bombay Municipal Corporation Act, with the results of proceedings in the Courts :—

Section of the Act.	No. of cases of prosecution	No. of cases withdrawn or complied with.	No. of cases in which parties were acquitted.	No. of cases in which parties were warned and discharged.	No. of cases postponed.	No. of cases in which parties were convicted.	Amount of fine.
1	2	3	4	5	6	7	8
231	2	2	...	Rs. a. p. 67 0 0
251	1	1
258(a)	17	3	3	1	4	6	45 0 0
259	2	1
304	4	1	...	1	1	1	75 0 0
308(2)	87	14	3	4	19	47	760 0 0
311	3	1	...	1	...	1	1 0 0
322	2	2
329	6	2	...	2	...	2	51 0 0
337	407	126	19	22	104	136	2,698 0 0
342	563	171	47	30	114	201	3,705 4 0
347-A	108	24	6	5	49	24	240 0 0
349	104	19	11	11	37	26	258 0 0
353	26	2	1	4	6	13	315 0 0
353-A	204	19	8	10	68	101	3,321 6 0
354	1,804	421	107	161	423	692	12,143 1 0
377(1)	9	3	6
377-A(1)	755	203	44	143	52	313	2,654 9 0
383	2	1	...	1
461/573	1	1
507(3)	315	23	4	3	87	198	2,319 12 0
Total	4,422	1,034	253	400	972	1,763	28,654 0 0

APPENDIX F

Report on the Dadar Sewage Purification Works for the year 1953-54 (inclusive of Extension)

(1) Sewage treated	3,746.43 million gallons
(2) Grit removed	1,97,532 Cu. ft.
(3) Screenings removed	8,987
(4) Sludge to Consolidation Tank	3,23,48,800 gallons.
(5) Sludge to Digestion Tank	2,96,95,000
(6) Dry matter added to Digestion Tank	1,52,91,176 lbs.
(7) Volatile matter to Digestion Tank	87,55,240 lbs.
(8) Digested Sludge removed	53,20,000 gallons.
(9) Total gas generated	4,51,15,100 Cu. ft.
(10) Gas per gallon of sludge added	1.51 Cu. ft.
(11) Gas per lb. of dry matter added	2.95
(12) Gas per lb. of volatile matter added	5.15
(13) Gas per 1,000,000 gallons of sewage treated	12,015
(14) Total Electric consumption	13,78,148 K. W. H.
(15) Horse Power required per million gallons of sewage treated	16.03
(16) Total expenditure—	Rs. as. ps.
(a) Electric Power	47,881-0-0
(b) Salaries and wages fixed including D. A.	1,45,095-0-0
(c) Materials and supplies (Laboratory included)	69,751-0-0
(d) Miscellaneous expenses	7,355-0-0
Total	2,70,082-0-0
(17) Returns—	
(a) Sale of Gas	Rs. 1,11,242-6-0
(b) Sale of Manure	9,417-0-0
(18) Cost per million gallons of sewage treated	Rs. 72.09
(19) Analytical Data:—	

	Sewage	Purified Effluent of Activated Sludge Plant.	Sewage Ext.	Purified Effluent of Bombay Filters.
4 Hours Oxygen absorption	8.3	1.44	7.37	2.08 p. p. 100,000
Suspended solids	46.5	1.2	38.4	1.9 p. p. 100,000
Dissolved oxygen		0.20		0.10 p. p. 100,000
B.O.D.	371.0	25.0	332.0	65.2 p. p. 100,000

APPENDIX G

Statement showing Gas Generation and Utilisation for the year 1953-54

(A) Gas Generation—		Unit	Unit	Gas Generation in Cu. ft.
(i) Digestion Tank No. 1				16,916,100
(ii) Digestion Tank No. 2				28,199,000
Total Gas Generation				45,115,100
(B) Gas Utilisation—		Per cent. of Total Gas Generation.		Gas Utilised in Cu. ft.
Rs. a. p.				
60,357 0 6	(a) Hospitals	37.42		1,68,78,250
4,735 14 6	(b) Municipal staff.	3.54		15,94,850
43,462 12 0	(c) Private Parties.	24.08		1,08,65,700
1,243 2 0	(d) Gas Engine and Compressor (Lorry charging only).	5.08		22,93,847
Total Gas Utilised		70.12		3,16,32,647
1,09,798 13 0	Meter Rental	29.88		1,34,82,453
1,443 9 0				
Total Surplus Gas		100.00		4,51,15,100

APPENDIX H

Five years' Summarised Data of Dadar Purification Works.

Serial No.	Particulars.	1949-50	1950-51	1951-52	1952-53	1953-54
1	Sewage treated in million gallons	2,761.16	3,501.286	3,952.586	4,073.53	3,746.43
2	Grit removed in C.ft.	1,47,921	1,43,020	1,64,434	1,88,665	1,97,532
3	Screenings removed in C.ft.	4,354	4,901	9,896	9,947	8,987
4	Sludge to Digestion Tanks in gallons	1,68,40,000	1,44,81,000	1,65,39,384	2,28,77,500	2,96,95,000
5	Digested Sludge removed in gallons	27,75,000	29,05,000	42,80,000	46,17,000	53,20,000
6	Total Gas generated in C.ft.	2,37,59,500	2,50,70,465	3,29,96,800	3,88,45,600	4,51,15,100
7	Electrical Units consumed in K.W.H.	6,75,060	10,91,318	13,31,092	13,91,341	13,78,148
8	Total cost of maintenance in Rupees	1,60,768	1,90,020	2,09,142	2,30,780	2,78,082
9	Electrical Expenses in Rupees	25,295	28,544	37,014	38,518	47,881
10	Gas supplied to the K. E. M. and other Hospitals and staff quarters in C.ft.	10,72,200 C.ft.	1,47,79,400	2,32,94,530	2,68,54,251	3,16,32,647
11	Income of the gas supplied to Hospital and staff quarters in Rupee t	32,143-0-0	43,573-13-0	62,689-15-0	78,483-8-0	1,11,242-6-0
12	Income from the sale of dried sludge manure in Rupees	131	1,045-1-0	3,079-14-0	3,880-11-5	9,417

APPENDIX I
Pumping Stations

Serial No.	Names of Pumping Stations	Capacity No. of pumps × G.P.M.	Expenditure 1952-53. Rs.	Expenditure 1953-54 Rs.	Average quantity of sewage pumped per day in million gallons 1952-53.	Average quantity of sewage pumped per day in million gallons 1953-54.	Electric power consumed in 1952-53. K.H.W.	Electric power consumed in 1953-54. K.H.W.	Average rate of electric power per unit 1952-53.	Average rate of electric power per unit 1953-54.	REMARKS.
1	Love Grove	2×20 M.G.D.	2,46,138	3,02,516	71.5	71.48	33,18,320	29,51,700	.52	.61	
2	Dadar	1×1.25 M.G.D. 2×2.5 1×3	2,30,780	2,70,082	3.22	3.02	12,73,640	12,68,304	.50	.6	
3	Matunga	2×6 M.G.D. 1×3	43,272	53,838	8.48	7.27	7,70,129	7,71,528	.51	.65	
4	Mahim	2×1,900 G.P.M. 2×900	25,418	30,006	3.20	2.97	2,89,322	2,32,762	.7	.7	
5	Jacob Circle	3×5,600 G.P.M.	43,708	46,042	7.00	7.01	3,73,922	3,36,823	.7	.71	
6	Poibavdi	2×400	8,870	11,166	0.32	0.34	34,998	36,562	.7	.7	
7	Sewri	2×500	7,250	9,830	0.24	0.21	22,437	14,027	.7	.7	
8	Tank Bunder	2×500	7,160	10,050	0.30	0.42	37,737	35,759	.7	.7	
9	D. D. Chawls (Sewri)	2×500	10,798	12,807	0.18	0.19	17,546	12,702	.7	.7	
10	Wadala	3×500	8,257	12,255	0.45	0.56	79,258	91,936	.7	.7	
11	Sion	3×500	5,090	7,041	0.05	0.09	14,643	16,814	.7	.7	
12	Dharavi	2×2,000	4,618	7,302	0.75	0.73	13,455	11,416	.7	.7	
13	Warden Road	2×500	0.12	0.41	
	Tulsi Pipe Line Road	

APPENDIX J
Compressor Stations

Serial No.	Name of Compressor Station.	Capacity No and C.ft. per minute at 30 lbs. per sq. in.	Expenditure 1952-53. Rs.	Expenditure 1953-54. Rs.	Power consumed 1952-53.	Power consumed 1953-54.	Average rate for electric power per unit 1952-53.	Average rate for electric power per unit 1953-54.	REMARKS.
1	Colaba	1×1,200 1×1,300 1×1,400	64,516	69,143	7,29,100	7,26,039	0.44	.44	
2	Robert Road	Booster Station
3	Warden Road	1×1,200 1×900	45,842	47,095	5,21,598	5,45,419	0.62	.61	
4	Fergusson Road	3×1,200	40,088	45,000	11,69,180	9,34,940	0.43	.44	
5	Victoria Gardens	3×1,200	35,754	43,577	7,68,800	7,42,412	0.45	.45	

APPENDIX K
Ejectors.

Serial No.	Names of Ejector.	Capacity No. of vessels × G. P. M.	Remarks.
1	NOWROJI FURDUNJI ROAD	2×500	
2	COLABA CAUSEWAY	2×500	
3	KITRIDGE ROAD	2×1000	
4	1st PASTA LANE	2×500	
5	AFGHAN CHURCH	2×500	
6	ROBERT ROAD	2×250	
7	BACKBAY BLOCK No. 2	2×500	
8	BEHIND CHURCHGATE STREET	2×500	
9	CHURCH STREET	2×1200	
10	PRINCESS DOCK	3×750	
11	CHINCH POKLI	2×1000	
12	SEWRI ROAD	2×600	
13	CARROL ROAD	2×1000	
14	FERGUSSON ROAD	2×1000	
15	DELISLE ROAD	2×1000	Closed from 1-11-53
16	WARDEN ROAD	2×500	do.
17	SETALWAD ROAD No. 1	2×100	
18	SETALWAD ROAD No. 2	2×250	
19	CHOWPATTY	2×400	
20	WYLEE ROAD	2×150	
21	WORLI	3×500	

APPENDIX L

Report of sewage Purification at Dharavi Plant.

	Sewage treated. (M.G.)	Grit removed. C. ft.	Screenings removed C. ft.	Sludge to consolidation tank (Gallons).	Sludge to Digestion Tank (Gallons).	Digested sludge removed (Gallons).	Total gas generated C. ft.	Gas per gallon of sludge added. C. ft.	Gas per M. G. of sewage treated.	Total electric consumption (K.W.)	Sludge to sea (gallons).	Average flow of sewage.	Average gas generated C. ft. per day.	Average electrical con- sumption K. W. per day.
	1	2	3	4	5	6	7	8	9	10	11	12	13	14
April 1953	19.82									4,310		2.20		478.8
May 1953	186.09	129	77							44,080		6.0		1,421.9
June 1953	138.87	539	250							52,970	} Sent to Sea.	4.44		1,708.7
July 1953	83.05	770	344							57,190		2.77		1,906.3
August 1953	61.55	808	321							58,510		1.98		1,887.4
September 1953	56.84	642	300	15,24,000	7,43,500	72,000	8,36,360	1.12	14,714.3	29,900	9,72,000	1.89	27,878	996.6
October 1953	68.74	978	286	19,32,000	12,03,570	2,02,000	17,28,805	1.43		84,000	4,08,000	2.21	55,768	27,09.6
November 1953	55.56	707	218	20,04,000	15,25,000	5,60,800	13,22,950	0.86	23,768.4	53,250	10,80,000	1.79	42,676	1717.7
December 1953	63.71	580	213	18,36,000	14,38,000	9,50,000	12,51,110	0.87	19,637.5	71,250	10,68,000	2.27	44,682	2,544.5
January 1954	65.77	671	120	33,02,000	12,68,000	4,00,000	12,45,216	0.98	18,933.34	71,068	46,000	2.12	40,168	2292.5
Total	800.10	5,824	2,129	1,05,98,000	61,78,070	21,84,800	63,84,441	1.05 (average)	19,263.12 (average)	5,26,528	35,74,000	2.77 (average)	42,234 (average)	1766.4 (average)

Loose-Grove Pumping station Report for the year 1953-54.

Month.	Sulzer A and B H. M.	Vicker Gill A and B H. M.	Electric Units consumed	Silt removed in tons.	Gallons of Sewage pumped.	Sewage level	Season	Gallons pumped in M.G.D.	Sewage level.	Remarks
Station No. 1.										
March	571	10	10,033	...	61,02,22,660	73.00
April	502	10	9,925	...	58,49,01,720	72.30
May	353	30	47 00	11,021	48,34,20,420	70.80	Monsoon	33.62	74.30	...
June	544	40	227 45	13,341	90,57,62,818	71.40
July	693	35	232 10	14,680	1,09,17,98,670	72.00
August	706	30	220 50	13,621	828 1,15,29,19,450	72.70	Dry	36.65	71.11	...
September	681	45	116 55	12,743	432 95,07,20,325	71.10
October	661	50	143 55	13,001	768 85,63,82,850	70.90
November	911	15	122 20	11,077	604 1,26,69,66,040	70.20	Normal	35.64	72.17	...
December	1,339	10	81 30	12,066	592 1,93,69,00,060	70.20
January	1,333	30	...	11,434	672 1,89,12,78,715	70.20
February	846	20	...	13,026	216 1,26,79,13,880	71.30
Total	9,145	25	1,251	55	1,45,968	5,468	13,00,91,87,608	71.30
	Pump No. 1 and No. 2 H. M.	Gallons of sewage pumped in M.G.D.	Sewage level.	Silt removed in C.ft.						
Station No. 2										
March	758	30	1,517.00	73.5	840					
April	724	45	1,449.30	72.8	750					
May	741	04	1,482.08	71.7	780		Monsoon	46.88	70.00	
June	710	45	1,421.30	67.7	780					
July	764	25	1,528.50	71.4	750					
August	691	20	1,382.40	69.1	390		Dry	33.85	71.02	
September	693	50	1,387.40	71.9	120					
October	698	05	1,396.10	70.9	...					
November	471	30	843.00	71.2	...		Normal	38.20	70.80	
December	128	46	257.32	69.4	720					
January	108	55	217.50	71.5	...		Average			
February	531	55	1,063.50	69.00	...		Monsoon	40.25	72.15	
							Dry	35.25	71.15	
							Normal	36.82	71.48	
Total	7,023	50	13,945.40	70.80	5,130					

APPENDIX M

Statement showing Road Foot-path drainage and sewer works executed by contract during the year 1953-54.

Serial No.	Name of the work.	Name of Contractor S.C.R. No. and date.	Contract Amount inclusive of departmental works.	Actual expenditure including establishment charges during 1953-54.	Total expenditure upto 31st March 1954.	Remarks
			Rs.	Rs.	Rs.	
1	Construction of an additional R.C.C. Pump House and Transformer Switch House at Matunga and construction of an ovoid sewer connecting the existing sewer with the proposed Pumping Station.	Messrs. D. K. Matiwala & Co. S.C.R. No. 193 of 28-4-1948.	1,66,952 61,039	44	1,88,890	Complete. Accounts being adjusted.
2	Covering the open channel for a length of 1000' from Dadar Purification Works towards Elphinstone Road and additional length of 150'.	Messrs. Vithaldas Gangji & Co. S.C.R. No. 2006 and S.C.R. No. 171 of 5-2-1948 and 22-4-1953.	5,13,109	1,03,750	4,55,833	Do. Do.
3	Permanent construction of Slaughter Road between Grant Road Railway Station and Falkland Road including other incidental drainage works.	Messrs. Haribhai B. Desai S.C.R. No. 2199 of 17-1-1951.	2,60,111	562	1,94,421	Complete.
4	Construction of 33" pipesewer along Arthur Road from Arthur Road Bridge to Dalisle Road across Railwaylines.	Shri Bilwantraj Jain S.C.R. No. 2679 of 2-3-1951.	2,40,100	11,168	1,97,706	Complete. Accounts being adjusted.
5	Provision of S. W. entrances at the Railway Track at Mahalaxmi Kutchra Siding.	The Western Railway (B.B.&C.I.), S.C.R. No. 1386 of 28-10-1949.	25,278	Complete.
6	Providing 15" and 12" H. P. S. W. drain with necessary water entrances, vent-shaft etc. in Janjirkar Street.	Messrs. Vithaldas Gangji & Co. S.C.R. No. 786 of 25-7-1951.	71,668	23,883	36,955	Complete. Accounts being adjusted.
7	Construction of 54" all-concrete sewer from the end manhole of the newly laid 48" concrete sewer to the head manhole of 57" sewer near Haines Road culvert along the proposed 100' Road.	Messrs. Shinde Desai & Co. S.C.R. No. 782 of 25-7-1951.	65,502	2,920	49,635	Complete.
		Carried forward	...	1,42,327	11,23,440	

Serial No.	Name of the work.	Name of Contractor S.C.R. No. and date.	Contract Amount inclusive of departmental works.	Actual expenditure including establishment charges during 1953-54.	Total expenditure upto 31st March 1954.	Remarks.
			Rs.	Rs.	Rs.	
8	Construction of S.W. drains in:— (1) Katrak Road between Naigaum X Road and Tilak Road. and (2) Naigaum X Road from the junc. of Katrak Road to the existing S.W. drain in Naigaum X Road.	Brought over Rs. ... Messrs. Nagji Narsi & Bros. S.C.R. No. 1257 of 26-9-1951.	66,178	1,42,327 1,039	11,23,440 53,852	Complete.
9	Construction of 48" H. P. S. W. drain for diverting existing S. W. drain passing across Grant Road Railway Station.	Messrs. R. B. Munshi & Co. S.C.R. No. 2195 of 19-1-1952.	45,001	18,473	25,724	Complete. Accounts being adjusted.
10	Permanent construction of Sleanor Road between Grant Road Rly. Station and Nana Chowk including drainage and lighting arrangements.	Messrs. Haribhai B. Desai S.C.R. No. 1194 of 19-9-1951.	85,610	1,881	53,527	Complete.
11	Constructing 6' x 9" all concrete ovoid sewer in Haystack Road from Clerk Road Manole 35 to Manhole 42.	Messrs. Allied Const. Co. Ltd., S.C.R. No. 2613 of 28-2-1951.	2,98,140		2,21,993	Done.
12	Do. Do. Manhole 42 to Manhole 50.	Do. S.C.R. No. 2614 of 28-2-1951.	3,75,977	37,752	3,66,585	Done.
13	Do. Do. Manhole No. 50 to Manhole No. 60 in the Relief Sewer Scheme at Haystack Road.	Messrs. Shah & Vyas S.C.R. No. 2716 of 7-3-1951.	3,65,582	14,868	3,32,001	Done.
14	Construction of an all concrete 4'-8" x 7'-0" ovoid and 54" circular sewer from Manhole No. 8 to Head Manhole of the existing sewer along the bank of the new open channel from Haines Road.	Messrs. D. K. Mtiwala & Co. S.C.R. No. 2188 of 9-1-1952.	2,64,480	2,06,702	2,06,840	Nearing completion.
15	Construction of an all concrete 4'-8" x 7'-0" ovoid sewer in Grant Road from junction Falkland Road to junction Charni Road.	Messrs. Universal Construction Co. S.C.R. No. 1756 of 28-11-1951.	3,72,787	1,29,305	3,13,109	Complete. Accounts being adjusted.
16	Construction of 6' x 9" all-concrete ovoid sewer from Manhole No. 60 to Manhole No. 71 in Relief Sewer Scheme at Haystack Road.	Messrs. Shah & Vyas S.C.R. No. of 2689 of 2-3-1951.	4,49,916	3,45,942	3,83,213	Nearing completion.
17	Laying 36" H. P. sewer from T. P. Line Road to the proposed 100' Road through R. C. Cemetery at Haines Road.	Messrs. Shah & Vyas S.C.R. No. 1250 of 21-10-1952.	88,784	54,049	80,274	Complete.
18	Laying 9" pipe sewer in Golnaji Hill Road.	Messrs. Kundansingh Chhatrasingh & Co. S.C.R. No. 895/12-8-53 and S.C.R. No. 2631 of 3-1954.	29,617	5,659	5,659	In progress.
19	Laying a 33" dia. pipe sewer in Dadar Road between the head manhole of 2'-6" x 3'-9" ovoid sewer and the existing junc. manhole at the Poibavdi with a 9" dia. Pipe connection at the junc. of Sparibaug Road and Elphinstone Road.	Messrs. Shah and Vyas S.C.R. No. 734 of 22-7-1953.	83,231	864	864	Done.
Total ..				6,38,873	31,67,231	

APPENDIX N

Statement showing roads, drains and other works carried out departmentally during the year 1953-1954

Serial No.	Name of the work.	Actual expenditure including establishment charges during 1953-54.	Total expenditure upto 31-3-1954	Remarks.
		Rs.	Rs.	
1	Renewing or remodelling the old subsidiary S. W. Drains in the City:			
	(a) Laying S. W. Drain in Sarang Street	11,116	(a) A major portion of the work was held over as there was no outlet to this drain. Since then a drain in Janjibar Street has been laid which provides the necessary outlet. Necessary provision is now made in 1954-55 and the work is accordingly taken in hand.
	(b) Laying S. W. Drain in Tejpal Road ...	211	5,491	(b) Complete.
	Carried forward ...	211	16,607	

Serial No.	Name of the work.	Actual expenditure including establishment charges during 1953-54.	Total expenditure upto 31-3-1954	Remarks.
	Brought over Rs....	Rs. 211	Rs. 16,607	
2	Providing traffic amenities such as traffic islands:			
(a)	Traffic island at the junction of Queen's Road and Charni Road.	1,492	2,178	(a) Complete.
(b)	Traffic and channelising islands at—	...	1,014	(i) Complete.
(i)	Mayo Road junction University Road and	...	1,492	(ii) Complete.
(ii)	Mayo Road junction Fuller Street
(c)	Providing traffic islands at the junction of Mount Road and Victoria Road.	2,044	2,044	(c) Complete. Accounts being adjusted.
(d)	Providing traffic islands at the junction of Mint Road, Ballard Road and Sir Pheroze Shah Mehta Road.	735	908	(d) Do. Do.
(e)	Refuge islands at—			
(i)	Keshavjee Naik Road junction Sandhurst Road.	1,092	1,092	(i) Complete. Accounts being adjusted.
(ii)	Dr. Meisheri Road junction Sardar Vallabhbhai Patel Road.	1,071	1,071	(ii) Do.
(f)	Extending the Central reservation at the junction of Wittet Road and Fort Street.	669	669	(f) Complete. Accounts being adjusted.
(g)	Refuge island at the junction of Masjid Bunder Road and Frere Road.	1,034	1,034	(g) Do. Do.
(h)	Providing channelising island along Cruickshank Road, south of main traffic island at Dhobi Talao.	1,729	1,729	(h) Do. Do.
(i)	Channelising islands at—			
(i)	Mazagaon Road and Nesbit Road ...	36	36	(i) In progress.
(ii)	(a) Love Lane and Mazgaon Road & (b) Mazagaon Road and Matharpakhadi Road.	1,931	1,931	(ii) Do.
3	Laying sewers in certain roads in the City where no sewers exist:			
(a)	Laying 9" pipe sewer in Ash Lane ...	4,130	4,130	(a) Complete. Accounts being adjusted.
4	Providing S. W. drains in certain roads in the City where no S.W Drain exist:			
(a)	Laying S. W. drain in Carroll Road (portion).	31,620	47,780	(a) Complete. Accounts being adjusted.
5	Providing underground S. W. drains in lieu of existing open side drains in the City:			
(a)	Laying S. W. drain in Carroll Road.	4,937	36,537	(a) Complete. Accounts being adjusted.
(b)	Laying S.W. drain in Sewri Road between Jackeria Bunder 3rd and 4th Lanes.	744	7,761	(b) Complete.
6	Permanent construction of narrow bye-lanes in the City:			
(a)	Permanent construction of Tak Wadi.	761	10,321	(a) Complete.
7	Measures for relieving flooding in the City:			
(a)	Replacing the existing 1'-6" x 1'-9" dhapa drain in Bhagwanlal Indrajit Road at Bangangaby 30" dia. pipe S.W. drain for relieving flooding in the City.	5,235	21,021	(a) Complete. Accounts being adjusted.
(b)	Providing 27" dia. pipe S.W. drain along Bhulabhai Desai Road from junction Bomanjee Petit Street to the Scandal Point Beach Candy to relieve flooding in the City.	7,554	7,554	(b) In progress.
8	Renewing the old air and sealed sewage mains in the City:			
(a)	Renewing 16" S. S. main of Church Street Ejector.	4,252	67,222	(a) Complete.
(b)	Renewing 12" S.S. main of Warden Road Ejector from Warden Road Compressor Station to its outfall in Gravitation Sewer.	2,362	56,558	(b) Complete. Accounts being adjusted.
(c)	Renewing further length of 12" S.S. main taking discharge of Nowroji Ferdunji Road Ejector and Colaba Causeway.	131	7,248	(c) Do.
(d)	Replacing portion of the 6" air main of asbestos cement by cast iron piping from Colaba Compressor Station leading to Churchgate Ejector.	496	11,571	(d) Do.
(e)	Renewing 9" S. S. main of Tank Bunder Pumping Station.	44	23,693	(e) Do.
(f)	Replacing the 6" S. S. main of Sewri Pumping Station by 12" S. S. main.	1,425	7,231	(f) Do.
(g)	Renewing 6" air main from Warden Road Air Compressor Station to Warden Road Ejector.	104	4,969	(g) Do.
(h)	Renewing 8" air main from the Colaba Compressor Station to Colaba Causeway.	1,537	10,121	(h) Do.
(i)	Renewing 3" and 6" air mains of Nowroji Ferdunji Road Ejector, Colaba.	3,678	8,962	(i) Do.
	Carried forward Rs. ...	72,505	3,64,484	

Serial No.	Name of the work.	Actual expenditure including establishment charges during 1953-54.	Total expenditure upto 31-3-1954.	Remarks.
		Rs.	Rs.	
	Brought over ...	72,555	3,64,484	
(j)	Renewing the portion of 4" air main from Sewri Road Ejector.	727	3,297	(j) Complete. Accounts being adjusted.
(k)	Replacing the portion of 5" air main of asbestos cement of Afghan Church Ejector by C. I. piping.	881	881	(k) Do.
(l)	Replacing the 9" air main of Afghan Church Ejector by 12" S. S. main.	16,097	16,097	(l) Do.
(m)	Replacing the portion of 4" air main of asbestos cement from Afghan Church Ejector by C. I. piping.	1063	1063	(m) Do.
9	Construction of drains and filling in S. W. channels at the junction of old and new Haines Road:	18	4,206	
(a)	Manufacturing and supplying penstock.			
(b)	Construction of R. C. C. deck slab platform and raising the brick masonry wall etc. of penstock chamber at Haines Road.		1,606	Complete. Accounts being adjusted.
(c)	Providing sluicevalve and chamber for fair weather connection between 8' and 7' doubled barrellled drain and 57" dia. sewer at Haines Road.	348	2,348	
10	Works to be carried out by the side of open drain from Matunga to Dharavi to pick up the sewage flowing into the open drain:			
(a)	Laying 27" S. S. main from Matunga Pumping Station to the head manhole of 36" dia. sewer leading to Dharavi.	81,003	1,93,338	In progress.
11	Street improvements in different places. Set-backs.	25,075	25,075	
12	Works in connection with the removal of the Surcharge conditions of sewers in the City:			
(a)	Laying a rising main of 30" dia. in T. P. line from pumping station to Gravitation sewer.	5,512	11,119	Complete. Accounts are being adjusted.
13	Strengthening the north wing wall at Cleaveland Bunder Outfall and extending the same to prevent the blocking of the outfall channel.	7,636	7,636	Do.
14	Extending Chowpatty Bunder ...	1,365	1,365	In progress.
15	Filling in plot "C" at Bhulabhai Desai Road (Warden Road) with incidental work and laying out a Children's Playground thereat.	15,828	22,868	The work of retaining walls is nearing completion. The work of development of the plot will be taken in hand in 1954-55 for which necessary provision exists.
16	Sewerage scheme of Dharavi:			In progress.
(a)	Laying 6" dia. gas main with 3" x 1 1/2" C.I. connection from Dharavi Purification Works to Dharavi Hospital.	65,871	1,32,020	
17	Replacing the existing 6" pipe sewer in Tad Wadi off Girgaum Road by 9" pipe sewer.	16,379	16,379	In progress.
18	Diverting the existing 15" S.S. Main of Chinchpokli Ejector Station in the head manhole of 24" dia. pipe sewer in Victoria Gardens Road.	2,932	2,932	Complete. Accounts being adjusted.
	Total ...	3,13,290	8,07,314	

APPENDIX O

Statement showing the footpaths resurfaced with 1/2" to 3/4" sand carpet (Hot Mix Method).

Serial No.	Name of the footpath.	Limits.	Area laid in Sq. yds.	Length in ft.	Cost Rs.	Rate per Sq. yd. Rs.
		From. To				
1	DeLisle Road	Clerk Road ... Currey Road	13,910	7,824	30,072 4 0	2.16
2	Bhawanishankar Road	Dadar Road ... Gokhale Road	4,226	12,522	12,522 10 0	2.96
3	Keluskar Road	Shivaji Park.	279	251	837 0 0	3.0
4	Sion Road No. 1	Portions.	1,135	510	3,234 12 0	2.85
5	Tardeo Road	Portions.	655	295	1,463 0 0	2.28
6	Sukhalaji Street	Bellasis Road ... Foras Road	1,102	1,102	2,093 13 0	1.9
7	Mis Mahomed Chhotani Road.	Lady Jamshedji Road ... T. P. Line Road	4,838	3,959	13,788 4 0	2.85
8	Gokhale Road Cross Lane	Portions.	346	445	986 2 0	2.85
9	Hospital Avenue Road	Jerbai Wadia Road ... King Edward Road	315	354	598 8 0	1.90
10	Victoria Road	Victoria Garden Road ... Mount Road (South Side)	995	895	1,890 8 0	1.90
11	Lamington Road	Nair Hospital ... Arthur Road	939	282	2,676 2 0	2.85
12	Bornani Petit Road	Gowalia Tank Road	293	377	835 1 0	1.9
13	Ridge Road	Opp. Kamala Nehru Park	729	365	1,381 5 0	1.9
14	Cadell Road	Keluskar Road ... Shivaji Park Road No. 2.	3,052	2,289	6,527 7 0	2.14
15	Lady Hardinge Road	Cadell Road ... T. P. Line Road	7,035	5,276	14,450 0 0	2.07
16	Forjet Street	Tardeo Road ... Gowalia Tank Road	216	278	410 6 0	1.9
17	Tripartite Road	Parel Tank Road ... Tokerasi Jivraj Road	2,078	1,336	3,948 3 0	1.9
18	Sayani Road	Cadell Road ... Elphinstone Bridge	8,435	6,326	16,026 8 0	1.9
19	Parel Tank Road	Naigaum Cross Road	525	675	997 8 0	1.9
20	Dadasaheb Falke Road	Dadar Road ... Dadar Cross Road	2,838	2,322	5,392 3 0	1.9
21	Marine Lines	Portion opp. B. B. & C. I. Railway Office	332	484	630 13 0	1.9
22	Naigaum Cross Road	Portion opp. 'F' Ward Office.	213	160	404 11 0	1.9
23	Government Gate Road.	Jijibhoy Lane ... Motabai Hospital	1,134	1,020	2,154 10 0	1.9
24	Laxmi Narayan Lane	Portions.	69	89	131 2 0	1.9
25	Sion Road	Opp. Municipal Hospital.	704	396	1,337 10 0	1.9
26	Gibbs Road		448	212	851 3 0	1.9
	Total ...		56,841	41,748	1,25,644 9 0	or 7.91 miles of footpath.

APPENDIX P

Statement of works carried out departmentally in different Ex-Trust Schemes during the year 1953-54.

Serial No.	Description of work.	Sanctioned amount.	Expenditure during 1953-54.	Total Expenditure upto 31-3-1954.	Remarks.
		Rs.	Rs.	Rs.	
Scheme No. 6 Sion Matunga Estate					
1	Widening Sion Road No. 1 from the junction of Roads, Nos. 24 and 3 to Road No. 3-B etc.	7,018	...	268	In progress.
2	Construction of Road No. 25 between Roads Nos. 6 and 18 etc.	79,243	64,661	66,186	Nearing completion.
3	Construction of Road No. 24 between Roads Nos. 6 and 18—Planting Trees.	12,670	1,421	2,340	Work of planting trees is in progress.
4	Construction of Road No. 24-B Planting trees	4,887	1,247	1,247	Work is in progress.
5	Construction of Road No. 13—Planting of trees	3,563	...	644	Do. Do.
6	Cutting and levelling the area to the east of Sion Fort for the proposed cremation ground and plot from industry and levelling and filling in the site of the play ground in front of R.C. Cemetery.	3,07,835	207	2,19,601	In progress.
7	Cutting and levelling of the highlands between road Nos. 28-A and 29.	3,74,636	204	91,045	In progress departmentally. The work is also being carried out by contract.
Scheme No. 52—Worli					
8	Improving the existing sewerage system in the City—Repairing Trenches.	6,816	3,228	4,162	Complete. Accounts are being adjusted.
9	Construction of roads in the Neighborhood Unit	4,75,287	15,307	1,75,040	In progress.
10	Strengthening and extending the wing wall at Cleaveland Bunder Outfall.	22,131	9,517	9,517	Work completed Accounts are being adjusted.
11	Providing lighting arrangement in Road No. 13-A	2,662	...	2,420	Complete.
Scheme No. 56—Dharavi					
12	Works in connection with Dharavi outfall sewers and outfall works.	2,22,207	6,529	99,904	In progress.
13	Filling in low lying lands.	18,106	52	7,986	Complete Accounts are being adjusted.
Scheme No. 57—Swari Wadala					
14	Construction of Roads Nos. 1, 1-A, and 10 etc.	2,25,693	3,041	1,33,874	Do. Do.
15	Laying a sewer and S.W. drain in Road No. 9—Providing 1:2:4 C. C. Slabs.	88,596	37,258	37,258	In progress.
16	Construction of Road No. 26 etc.	63,195	...	76,103	Complete Accounts are being adjusted.
17	Providing sewers and storm water drain in Road No. 32-A	15,206	367	11,802	Do. Do.
18	Construction of Road No. 37-A etc.	55,108	24,274	40,036	Do. Do.
19	Construction of Road No. 18	84,124	...	63,068	In progress.
20	Construction of Road No. 23 etc.	51,338	...	39,633	Complete Accounts are being adjusted.
21	Construction of Road No. 24	1,06,105	15,825	68,470	Do. Do.
22	Construction of a 20' passage between the foot overbridge at Wadala and the 130' Road No. 15	14,885	6,357	14,095	Do. Do.
23	Construction of Road No. 50 etc.	7,290	3,496	5,489	Complete.
24	Construction of Road No. 19 etc.	71,219	19,369	19,369	In progress.
Scheme No. 58, Worli Extension					
25	Construction of Kutchi Road along the extension of Road BGK with sewerage and S. W. drainage arrangements.	73,052	12,113	46,264	In progress.
26	Permanent construction of Road along the extension of Road BGK, parallel to Dr. Annie Besant Road.	30,008	21,074	21,074	Do.
27	Construction of Road to the east of Worli Hill	2,52,264	9,076	1,67,634	Work stopped pending submission of revised estimates.
Scheme No. 60 Nalgam					
28	Providing lighting arrangements along Road No. 6	4,080	4,080	4,080	Complete.
Total			2,58,703	14,24,609	

APPENDIX Q

Statement of works carried out by contract in difference Ex-Trust Schemes during the year 1953-54.

Serial No.	Description of work.	Name of contractor and S.C.R. No. and Date.	Contract amount inclusive of Departmental works, Rs.	Actual expenditure including Establishment charges during 1953-54. Rs.	Total expenditure upto 31-3-1954. Rs.	Remarks.
Scheme No. 6, Sion Matunga Estate						
1	Providing and laying 24" dia. pipe sewer along Flank Road (east) Road No. 22 from the culvert of Tansa Mains to the 42" sewer in Road No. 26.	Messrs. Bhupal Construction Co. S.C.R. No. 819 of 29-7-1953.	1,21,042	55,835	55,883	Work in progress and nearing completion.
2	Providing and laying 18" stone ware pipe from point M to point X to the Head Manhole of 24" sewer in Flank Road (east).					
2	Cutting and levelling of the highlands between Road Nos. 28A and the Eastern carriageway Road No. 26B.	Messrs. Khimji Virji Thakkar S.C.R. No. 2392 of 25-2-1953.	3,58,644	2,62,809	2,62,890	Do. Do.
Scheme No. 52, Worli						
3	Construction of a pumping station at Globe Mill passage.	Sewtee Engineering Construction Co. S.C.R. No. 1320 of 18-10-1950.	3,95,631	1,85,280	3,95,718	Complete. Accounts are being adjusted.
4	Providing cement concrete slabs along roads A-B-C and a part B-I of Road BD. along Neighbourhood unit near the junction of Dr. Annie Besant Road and Cadell Road, Worli.	Messrs. Khimji Virji Thakkar, S.C.R. No. 2384 of 25-2-1953.	1,23,140	91,442	91,442	In progress.
5	Construction of 21" and 24" dia. pipe sewer in the proposed 100' Road over S.W. channel between Worli Bridge and Globe Mill passage.	Messrs. C. M. Shah S.C.R. No. 797 of 29-7-1953.	2,49,936			Do.
Scheme No. 56 Dharavi						
6	Laying 21" Hume pipe sewer in proposed road between junction No. 2 and junction No. 13 (North east portion).	Messrs. Shinde Construction Co. S.C.R. No. 1014 of 17-9-1952.	43,986	23,633	31,649	Complete.
7	Construction of 42" dia. all concrete or Hume Pipe sewer from junction Brahmanwada to point 'D' on 48" dia. sewer in Road No. 19.	Messrs. Khimji Virji Thakkar, S.C.R. No. 2081 of 21-1-1953.	3,71,732	45,996	45,996	Work is in progress.
8	Construction of 48" dia. Hume pipe or all cement concrete sewer between points C and D along Road No. 19, Scheme No. 6 and across railway tracks in Dharavi outfall scheme.	Messrs. Khimji Virji Thakkar, S.C.R. No. 2085 of 21-1-1953.	3,08,271	65,874	65,874	
9	Laying 9" and 15" S.W. pipe sewers along certain roads in the North-east portion of Dharavi Scheme.	Messrs. C. L. Power S.C.R. No. 686 of 15-7-1953.	45,552			
10	Providing and laying 42" dia. sewer in service passage, proposed 40' Road and proposed 100' Road in Dharavi Scheme to join the Head Manhole at 4'-8" x 7'-0" outfall sewer.	Messrs. Bhupal Construction Co., S.C.R. No. 2351 of 10-2-1954.	3,96,604			
11	Construction of 42"-30" Hume pipe sewer in Mahim Causeway, 100' promenade and Dharavi Roads.	Shri K. C. Pandya, S.C. R. No. 2570 of 5-3-54.	3,50,749			
Scheme No. 57—Sewri Wadala.						
12	Construction of 3'-4" x 5'-0" ovoid sewer in Road No. 15 and 9" pipe sewer for housing tenements—East of Road No. 15.	Messrs. Universal Construction Co., S.C.R. No. 2394 of 20-2-1953.	99,507	83,408	83,406	Work complete.
13	Constructing Westernmost carriage-way of Road No. 15 between Road No. 4 and 9 with S. W. drainage arrangement.	Messrs. C. L. Power, S.C.R. No. 643 of 4-7-1953.	1,45,860	42,798	42,798	Work in progress.
14	(1) Constructing Eastern most carriageway of Road No. 15 between Roads Nos. 18 and 21 with 1:2:4 C. C. slabs with storm water drain, and (2) Providing storm water drain in Road No. 15 in the portion between Road Nos. 16 and 18.	Messrs. Nagji Narsi & Bros, S.C.R. No. 1163 of 23-9-1953.	3,09,065	29,771	29,771	Do.
			Carried forward Rs. 8,88,993			
			11,05,576			

Serial No.	Description of work.	Name of contractor and S.C.R. No. and Date.	Contract Amount inclusive of Departmental works.	Actual expenditure including Establishment charges during 1953-54.	Total expenditure upto 31-3-1954.	Remarks.
			Rs.	Rs.	Rs.	
	Scheme No. 58—Worli Extension	Brought over ...		8,88,993	11,05,576	
15	Quarrying and levelling of the Section B of Worli Hill.	Messrs. G. L. Powar & Co., S.C.R. No. 1452 of 8-11-1950.	3,72,223	88,926	3,47,502	Complete. Accounts are being adjusted.
16	Quarrying and levelling Section D1 of Worli Hill Scheme No. 58, Worli Extension including removal of excavated materials.	Messrs. H. N. Somaiya, S.C.R. No. 1526 of 29-10-1951.	3,81,129	2,14,328	3,06,397	In progress.
17	Filling in of Mstajana Abdul Gaffar-khan Road (Worli Sea Face Road) between the two connected portions with over-burden to be excavated from South West portions of Worli Hill.	Messrs. H. N. Somaiya, S.C.R. No. 1871, of 5-12-1951.	2,26,534	13,759	1,18,846	Do.
18	Construction of the second stretch of the sea wall viz., 650' out of 1350' of portion B C along Abdul Gaffar-khan Road.	Messrs. Haribhai B. Desai, S.C.R. No. 2729 of 31-3-1953.	2,93,559	61,079	61,079	Do.
19	Quarrying and levelling portion D2 of Section D of Worli Hill, Scheme No. 58, Worli Extension including removal of excavated materials.	Shri G. L. Powar, S.C.R. No. 1694 of 2-12-1953.	5,27,117	110	110	Do.
	Total ...			12,65,195	19,39,510	

APPENDIX R

Traffic Islands already constructed.

Serial No.	Site.	Ward.
1	Dhobi Talao junction Carnac Road	A
2	Carnac Road junction Hornby Road	"
3	Carnac Road junction Palton Road	"
4	Carnac Road junction Frere Road	"
5	Mint Road junction Frere Road	"
6	Fort Street junction Hornby Road (Bori Bunder)	"
7	Mahatma Gandhi Road junction Waudby Road	"
8	Mahatma Gandhi Road junction Hornby Road (Flora Fountain)	"
9	Churchgate Street junction Queen's Road	"
10	Queen's Road junction Bandstand	"
11	Mayo Road junction Cooperage	"
12	Mahatma Gandhi Road junction Rampart Row	"
13	Marine Drive junction Churchgate Street	"
14	Marine Drive junction Dinshaw Watcha Road	"
15	Jamshedji Tata Road junction Dinshaw Watcha Road	"
16	Foreshore Road junction Marine Drive near Swimming Bath	"
17	Hornby Road junction Palton Road	"
18	Wellington Square near Museum	"
19	Custom House Road junction Apollo Street	"
20	Custom House Road junction Bank Street	"
21	Rampart Row junction Apollo Street	"
22	Frere Road and Elphinstone Bridge	"
23	Queen's Road and Mayo Road	"
24	Bazar Gate Street and Pherozshah Mehta Road	"
25	Jamshedji Tata Road and Jamshedji Tata Road Extension	"
26	Queen's Road and Dinshaw Watcha Road	"
27	Second Traffic Island at the junction of Mahatma Gandhi Road and Hornby Road near Flora Fountain	"
28	Extension of the refuge island on the Churchgate Street at its junction with Apollo Street and Parsi Bazar Street	"
29	Construction of Refuge island at the junction of Parsi Bazar Street and Horniman Circle	"
30	Traffic and Channelising islands at (i) Mayo Road junction University Road and (ii) Mayo Road junction Fuller Street	"
31	Traffic island at the junction of Mint Road, Ballard Road and Sir P. M. Road	"
32	Extending the central reservation at Nicol Road junction with Wittet Road and Fort Street	"
33	Providing channelising island along Cruickshank Road south of main Traffic Island at Dhobi Talao	"
34	Ibrahim Rahimtulla Road Junction Mohamedally Road and Bhendi Bazar	B

Serial No.	Site	Ward
35	Wadi Bunder Road and Reay Road	B
36	Refuge Islands at (i) Refuge island at Keshavji Naik Road junction Sandhurst Road (ii) Refuge island at Dr. Meisheri Road junction Sardar Vallabhaji Patel Road	C
37	Refuge island at the junction Masjid Bunder Road and Frere Road	"
38	Princess Street and Kalbadevi Road	"
39	Vithalbhai Patel Road junction C. P. Tank Road	"
40	Warden Road junction Nepean Sea Road and Gowalia Tank Road	D
41	Warden Road junction Pedder Road	"
42	Tardeo Road junction Forjett Street	"
43	Nana's Chowk junction Gowalia Tank Road and Tardeo Road	"
44	Tardeo Chowk	"
45	Hughes Road junction Babulnath Road	"
46	Hornby Vellard junction Clerk Road and Warden Road	"
47	Sandhurst Bridge near Opera House	"
48	Gowalia Tank Road from Gibbs Road and Peddar Road near Kemp Co.	"
49	Walkeshwar Road junction Ridge Road	"
50	Queen's Road junction Charni Road	"
51	Junction of Foras Road and Falkland Road	"
52	Traffic island at the junction of Falkland Road and Sandhurst Road	"
53	Traffic island and channelising island at the junction Gowalia Tank Road and Forjett Street	"
54	Byculla Bridge junction Clare Road	"
55	Clare Road junction Bellasis Road	E
56	Jacob Circle	"
57	Mazgaon Road junction Dockyard Road	"
58	Dockyard Road junction Reay Road	"
59	Junction Lamington Road, Club Road and Souter Street	"
60	Junction of Victoria Gardens Road and Chinchpokli Road	"
61	Traffic Island and Channelising island at Jackeria Bunder Road junction Reay Road	"
62	Olivant Bridge and Victoria Gardens Road	"
63	Parel Road junction Olivant Bridge and Shephard Road	"
64	Providing traffic island at the junction of Mount Road and Victoria Road	"
65	King's Circle Vincent Road junction Bhandarkar Road	F
66	Traffic island at the junction of Dharavi Road and Sion Agra Road	"
67	Lady Jehangir Road junction Muncherji Joshi Road	"
68	Lady Jehangir Road junction Jame-jamshed Road	"
69	Lady Jehangir Road junction Lakhamsi Nappoo Road and Sir Bhalchandra Road	"
70	Khodadad Circle, Tilak Road junction Vicent Road	"
71	Poibavdi Dadar and Superibaug Road	"
72	Arthur Road junction Parel Chawl Road	"
73	Matunga Road junction Sion Road and Road No. 15	"
74	Katrak Road junction Dr. Dinshaw Master Road, Firdausi Road and Sewri Cross Road	"
75	Sir Bhalchandra Road junction Khareghat Road	"
76	King Edward Road junction Hospital Avenue	"
77	Lakhamsi Napoo Road junction Kohinoor Road	"
78	Bhandarkar Road junction Telang Road	"
79	Khareghat and Mancherji Joshi Road	"
80	Sion Road opposite Mysore Soap Factory	"
81	Kohinoor Road and Vincent Road	"
82	Lady Jamshedji Road junction Portuguese Church Street and Dadar Main Road	G
83	Gokhale Road and Lady Jamshedji Road	"
84	Gokhale Road and Ranade Road	"
85	Gokhale Road and Portuguese Church Street	"
86	Gokhale Road South and Bhavani Shankar Road	"
87	Ranade Road and Shivaji Park Road No. 3	"
88	Dr. Annie Besant Road and Worli Road No. 11	"
89	Tilak Bridge junction Lady Jamsheji Road	"
90	Lady Jamshedji Road junction Ranade Road	"
91	Bhavani Shankar Road junction Dadar Road	"
92	Mahim Chowk	"
93	Junction of Lady Jamshedji Road and Bai Padmabai Road	"
94	Lady Hardinge Road and Lady Jamshedji Road	"
95	Sayani Road and Gokhale Road (South)	"
96	Currey Road Bridge and DeLisle Road Overbridge	"
97	Mahalaxmi Bridge	"
98	Traffic island at the junction of Love Grove Road, Fergusson Road, Haines Road and Road leading to B. D. D. Chawls	"
99	Cadell Road and New Parbhadevi Road	"

APPENDIX S

Summary of Roads renewed with 3" sheet asphalt etc. during 1953-54.

Serial No.	Name of Road	LIMITS		Area in sq. yds.	Amount of expenditure
		From	To		
Rs. a. p.					
Advances special fund, Renewal of road surfaces.					
1	Fort Street	...	Portions	1,842	18,515 9 0
2	Haines Road	...	Jacob Circle ... House No. 686	2,117	20,211 11 0
				Total ...	3,959 38,727 4 0
LOAN WORKS BUDGET—VIII.—Roads, S. W. Drains and Public Lighting, 17-A, Renewal of Surfaces of roads for which no renewal fund exists.					
1	Mint Road	...	Portions	1,236	12,535 4 0
REVENUE BUDGET—VIII.—Roads, S. W. Drains and Public Lighting, B.—Maintenance of Roads, III.—Repairs and Maintenance, (b) Roads, (6) Renewal of surfaces of roads for which no renewal fund exists.					
1	Frere Road	...	Portions	998	12,625 13 0
2	Do.	...	Do.	171	324 14 0
				(laid sand carpet only)	
3	Worli Road No. 10	...	Dr. Annie Besant Road ... Abdul Gaffarkhan Road	6,582	65,820 4 0
4	Haines Road	...	Jacob Circle ... House No. 686	2,450	27,883 14 0
				Total ...	10,201 1,06,654 13 0
				Grand Total ...	15,396 1,57,917 5 0

APPENDIX T

Summary of Roads renewed by Recondo Process during 1953-54.

Serial No.	Name of Road	LIMITS		Area in sq. yds.	Amount of expenditure
		From	To		
Rs. a. p.					
REVENUE BUDGET—VIII.—Roads, S. W. Drains and Public Lighting, B.—Maintenance of Road, III.—Repairs and Maintenance, (b) Roads, (6) Renewal of surfaces of roads for which no renewal fund exists.					
1	Vithalbhai Patel Road	...	Portions	1,139	5,615 14 0
2	Worli Road No. 5-B	...	Do.	69	345 0 0
				Total ...	1,208 960 14 0
LOAN WORKS BUDGET—VIII.—Roads, S. W. Drains and Public Lighting, 17-A, Renewal of surfaces of roads for which no renewal fund exists.					
1	Bellasis Road	...	Lamington Road ... Sukhalaji Street	7,885	48,321 13 0
2	Walkeshwar Road	...	Siri Road ... Government Gate Road	16,339	1,27,907 10 0
3	Lohar Street	...	Carnac Road ... Kalbadevi Road	5,383	44,337 1 0
4	Masjid Bunder Road	...	Mahomedalli Road ... Nagdevi Street	878	4,628 4 0
				Total ...	30,485 2,25,194 12 0
VIII.—Roads, S. W. Drains and Public Lighting, B.—Maintenance of Roads, III.—Repairs and Maintenance (b) Roads.					
1	Dongri Street	...	Sandhurst Road ... Chinchbunder Road	3,351	20,470 10 0
2	Masjid Bunder Road	...	Mumbadevi ... Nagdevi Street	1,911	12,629 11 0
3	Masjid Bunder Road	...	Argyle Road ... Frere Road	2,872	16,192 1 0
4	Haines Road	...	DeLisle Road ... Byculla Road	4,989	29,021 3 0
				Total ...	13,123 78,313 9 0
				Grand Total ...	44,816 3,09,469 3 0

APPENDIX U

Showing the works for which plans were prepared including Layouts etc. during the year 1953-54 :—

- (1) Lost Children Centre and Ladies Bathing and Changing cubicles at Chowpati.
- (2) Primary School in the Housing Board Quarters at Kalina, Santa Cruz.
- (3) School building on Plot No. 92-C, in Town Planning Scheme Bombay City No. 2, Mahim Area.
- (4) Underground Public convenience, near Parsi Gymkhana, Netaji Subhas Road, Back Bay Reclamation.
- (5) Layout of Juhu Creek land at Santacruz.
- (6) Layout near Elphinstone Market showing Market, School, Garden, Garages and Quarters, Parel-Sewri Division.
- (7) Layout on the area of Mahalaxmi S. P. Sheds, Arthur Road.
- (8) Andheri Fire Brigade Station. Various working details.
- (9) Ghatkopar Maternity Home. Mobile Hospital and Labour Staff Quarters. Working drawings and working details.
- (10) Layout showing proposed development of Godrej and other land at Vikhroli. Revised layout.
- (11) Revised layout Industrial development of a portion of Dharavi Estate South.
- (12) Layout of surplus lands and buildings, Santa Cruz, Bombay Suburban Districts for Small Scale Industries.
- (13) Proposed Quarters for Chemist and operators, Dharavi Purifications works.
- (14) Nurses Quarters for the proposed Maternity Home and Clinic at Naigaum.
- (15) Proposed Hostel for Male Students of the Topiwala National Medical College, at Haji Ali Park.
- (16) Layout of the proposed site for the new village at Anik, Bombay Suburban District.
- (17) Sketch design for the proposed Municipal Primary School at the Junction of Dr. Annie Besant Road and Haines Road.
- (18) Proposed Municipal Primary School at Naigaum in plots Nos. 27, 28, 29 Scheme No. 60 Naigaum Estate—Revised working drawings and working details.
- (19) Working drawings for proposed new building for Municipal Group of Hospital at Sion.
- (20) Municipal Marathi School at Mahul.
- (21) Nurses Quarter for New Maternity Ward at Chembur.
- (22) Additions and Alterations to the floor over Versova Municipal Marathi and Gujarati School.
- (23) Sweepers Quarters at Chembur.
- (24) Municipal Staff Quarters for Sion Hospital.
- (25) Proposed Municipal Theatre and Meeting Hall at Nardulla Park.
- (26) Civic Exhibition, Cross Maidan, Layout plan and various working details.
- (27) Layout plan of proposed development of Juhu beach.
- (28) Proposed Band Stand at Shivaji Park. Working drawings and details.
- (29) Proposed Extension to the Municipal Head Office Building.
- (30) Laboratory and Store for Dharavi Purification works.
- (31) Market at King Edward Road.
- (32) Godowns, shops and tenements at Haines Road, Scheme No. 32.
- (33) Wholesale market for fruits and Purveyor's Office on the site of existing whole-sale fruit market shed and Purveyor's Office etc. at Arthur Crawford Market.
- (34) Back to back shops at Gold Mohur C. Market Byculla.
- (35) Remodelling of Khar Market.
- (35) Additional floors on Ward No. 1 and 5 K. E. M. Hospital, Parel.
- (37) Additions and alterations to the Gynaecological Ward for operation block at K. E. M. Hospital Parel.
- (38) Building for Office, store, garage and quarters for A Ward Malaria Office at Palton Road.
- (39) Quarters for labour staff at Dharavi Purification Works.
- (40) Revised plan of proposed market on Plots 104-106 and 120-121, Nowroji Hill Estate.
- (41) Plan of Development of Stable site C. S. No. 2023 at DeLisle Road for Central Stores.
- (42) Conversion of 'F' Ward Stables into T. B. Isolation Wards.
- (43) Proposed addition of 3rd and 4th floors to R. P. T. B. Hospital at Sewri.
- (44) Type designs for bathing cubicals in various parts of the City.
- (45) Mutton and Beef Kena stalls at Bandra Slaughter House.
- (46) Proposed addition of 3rd floor and alteration to 1st and 2nd floor in Seth Gordhandas Sunderdas Medical College.

APPENDIX V

Showing works for which designs, detailed estimates and draft tenders were prepared during the year 1953-54.

- (1) Construction of a Laboratory and Store at Dharavi Purification Works.
- (2) Construction of a Nursery Store shed at Victoria Gardens.
- (3) Repairs to the Conservatory at Victoria Gardens.
- (4) Extension of Haji Ismail Haji Allana Municipal School Building at Antop Hill.
- (5) Construction of 2nd and 3rd floors over Patel Building at Sandhurst Road (East).
- (6) Construction of Staff quarters at Dharavi Purification Works.
- (7) Municipal Head Office extension building at Cruickshank Road.
- (8) Band Stand at Shivaj Park.
- (9) Maternity Home, Nurses' quarters, Mobile Hospital etc., at Ghatkopar.
- (10) School Building at Naigaum.
- (11) School building at Suparibaug estate.
- (12) Fire Brigade Station at Andheri.
- (13) School building at Sion.
- (14) Civic Exhibition at Cross Maidan.

APPENDIX W

Roads, Drains and Sewers.

List of works for which plans and estimates were prepared :—

- (1) Earth filling and construction of retaining walls for Improvement Scheme No. 77 at Mahim Causeways, for housing fishermen.
- (2) Construction of a 40 ft. road and R.C.C. bridge at Chembur for the proposed Slaughter House at Deonar.
- (3) Construction of Salt-pan roads, providing retaining walls, repairs to culverts and drainage arrangements at Wadala.
- (4) Concreting 20 ft. wide Passage adjoining Sion Municipal Hospital.
- (5) Construction of road joining Tulsiwadi Road and Arthur Road.
- (6) Providing storm water drain along Flank Road West.
- (7) Construction of roads sewer and storm water drains at Tokersey Jivraj Wadi.
- (8) Construction of footpaths and drainage arrangements at Nagdevi Street.
- (9) Filling in wells at Wadala Village Matunga Katrak Road and Sewri Cross Road.
- (10) Retaining wall at Forjett Hill Cross Road for Gamadia Colony.
- (11) Removal of rank vegetation at Flank Road (West).
- (12) Diversion of storm water drain and sewer for Plot No. 156, at Back Bay Reclamation.
- (13) Providing drainage arrangements and concreting roads etc., at Road No. 20A, 33A and 32—Scheme 57—Seweri-Wadala Estate.
- (14) Providing drainage arrangements and concreting of Tulsi Pipe Line Road between DeLisle Road and Elphinstone Road.
- (15) Construction of roads and passages, storm water drains and sewers in Sweri-Koliwada Scheme No 59.
- (16) Providing drainage arrangements and concreting Carriageway on the East side of 80 ft. road between Estrella Batteries Ltd., and Hindu Cemetery at Dharavi.
- (17) Providing channelising Islands at Dr. Annie Besant Road at Worli Naka.
- (18) Providing drainage arrangements and concreting 20 ft. strip of the proposed 100 ft. road near Jewish Cemetery.
- (19) Concreting passages and open spaces for private parties at Grant Road.
- (20) Widening semi-grouted road at Sion near Maruti Temple.
- (21) Diversion and provision of storm water drainage arrangements at Napeansea Road near Petit Hill.
- (22) Shifting of house drains etc., at Spring Mills quarters, Naigaum.
- (23) Consolidation of passages and providing footpath at Sitladevi Temple Road.
- (24) Fencing around Statue of Lokamanya Tilak at Chowpatti.
- (25) Drainage arrangements and road for private passage near Kum Kum Talkies, Worli Naka.
- (26) Roads, sewers and storm water drains in Town Planning Scheme, Bombay City No. 2 (Mahim Area).
- (27) Storm water drains and concreting of road, 7th Cross Lane, Falkland Road.
- (28) Deepening and widening of kacha water-course behind Arthur Road Prison.
- (29) Construction of pucca drains at Sindhi Seva Samiti Nagar and Punjab Refugee Camp, King's Circle.
- (30) Construction of road adjoining Plot No. 116 Scheme No. 6, Sion-Matunga Estate.
- (31) Concreting Passage leading to Municipal Sweepers' Colony at Haystack Road.
- (32) Foot-bridge over open storm water channel at Haystack Road.
- (33) Traffic island at Jerbai Wadia Road Junction Hospital Avenue.
- (34) Concreting road from Fergusson Road and Haines Road.
- (35) Diversion of drains etc., for set-forward land at Clark Road.
- (36) Improvements to common house gullies in Bombay City.
- (37) Covering of open drains behind Arthur Road Prison.
- (38) Alteration to drainage system at Maintenance Yard of H. E.'s Department.
- (39) Remedies for flooding nuisance at Vincent Road near Poibavdi.

APPENDIX X

Development of the roads in the South-West portion of the Trombay Island due to the installation of the Oil Refineries, Tata Power Co. Ltd., and the Indian Rare Earths Ltd.

Serial No.	Name of the Road	REMARKS
1	Construction of a portion of the Eastern Express Highway including Railway Overbridge along the Kurla-Trombay Arterial Siding, at the junction of the trunk water-mains with the Sion-Trombay Road, meeting the proposed widened portion of the Sion-Trombay Road.	
2	Widening of the portion of the Sion-Trombay Road including cross drainage works, from the Railway Overbridge to the junction of the Sion-Trombay Road with the Salsette Track.	Estimated cost is Rs. 5,28,900 out of which Rs. 88,500 be borne by the Municipality and the balance of Rs. 4,40,400 to be borne by the concerns viz., the Burmah-Shell Refinery Co., the Standard Vacuum Oil Refinery Co., the Tata Power Co. Ltd., and the Indian Rare Earths Co. Ltd.
3	Making use of a portion of Salsette Track including cross drainage works, from the junction of the Sion-Trombay Road with the Salsette Track to the junction to the Chembur-Mahul Road with Salsette Track.	
4	Widening of the Chembur-Mahul Road including cross drainage works, from the junction of the Chembur-Mahul Road with Salsette Track to the Diversion Road.	
5	Diversion of the Chembur-Mahul Road including cross drainage works, from Chembur-Mahul Road diversion at Anik to the Corridor between the Oil Refineries.	
6	Corridor Road	... Being constructed by the Burmah-Shell Refinery Co to be taken over as a public road giving access to the Gavan Village, the Burmah-Shell Refinery, the Standard Vacuum Refinery Co., the Tata Power Co., the Indian Rare Earths Co., and other areas round-about.
7	Diversion Road to Mahul and its extension Eastwards upto the Burmah-Shell Refinery Company main gate.	... Being constructed by the Burmah-Shell Refinery Co to be taken over as a public road giving access to Mahul Village, the Burmah-Shell Refinery Co., the Standard Vacuum Refinery Co., corner entrance, Naval Wireless Station, Bombay Port Trust and other areas round-about.
8	Maraoli-Washi Road	... To be constructed by Central Railway as an alternative access to Washi Village via Maraoli in lieu of the existing Washi Road being interrupted by the bar lineyard of the railway's arterial Siding.

ESTATES AGENT AND LAND MANAGEMENT DEPARTMENT

Shri N. D. Baria, B. E., A.M.I.E. (India) was in charge of this Department during the year under report.

L—ACQUISITION OF LANDS

(A) Improvement Trust Section

1. *Scheme 5, Case No. 374, Temple Property.*—The Trustees were appointed by the Charity Commissioner and the Award of the Special Land Acquisition Officer was awaited.
2. *Scheme 52, Worli Village.*—An area admeasuring 1,02,615 7/9 square yards of lands along the foreshore of the Worli Village was notified for acquisition in 1919 under L. A. Act 1894 and the Special Land Acquisition Officer gave his Award in 1922. The Fazendar of the area was paid 50 per cent. of the award money. Some of the villagers disputed the award and did not draw their share of award money deposited with the Land Acquisition Officer. Out of the area that was being used by the fishermen for drying nets, an area admeasuring 43,013 square yards was continued to be occupied by the Defence department, at a monthly rent of Rs. 752-12-0. The acquisition scheme was given up by the ex-Trust on account of financial stringency. There was a stiff opposition from the villagers for fear of being dispossessed of their ancestral properties. A new scheme which would meet with their objections and also enable the Municipality to carry out improvement in that locality was under consideration and the City Engineer was requested to prepare a lay out showing the development of the locality.
3. *Scheme 77, Housing Fishermen of Mahim foreshore.*—Government land in C. S. No. 1/1505 and 2/1505 of Mahim Division comprising 9717 square yards and 7525 square yards respectively was acquired for being used as a recreation ground and for housing fishermen respectively. The cost of filling in and providing a retaining wall on the north was estimated at Rs. 3,25,300. The work of filling in upto Road Level 90 only, which would be undertaken shortly, is estimated to cost Rs. 1,42,240.
4. *Scheme 6, Sion Matunga Estate.*—Possession of Government land admeasuring 2,780 square yards which was acquired for the purpose of Municipal Housing at a cost of Rs. 19,460 (at Rs. 7 per square yard) was taken over and the document was being executed.

(B) Municipal Section

Scheme for widening the 1st Marine Street, Dhobi Talao, (Case No. LAQ/16/5).—The case was closed and a fresh agreement with the Trustees and the Deed of Conveyance in respect of Municipal land to be transferred to the Trustees by way of exchange were under preparation.

2. *Acquisition of land for the construction of 50' Road from Bhawani Shankar Road to Tulsii Pipe Road off sewage Purification Works at Dadar—C. S. No. 1401 of Lower Parel Division, (Case No. LAQ/40/2).*—The Court's Decision regarding the title of the vendors to the property was still awaited.
3. *Acquisition of land bearing C. S. Nos. 18 and 1/18 of Mahim Division for the extension of Hindoo Cemetery No. 74 at Worli. (Case No. LAQ/138).*—The award of the Special Land Acquisition Officer was still awaited and the amount of liability was estimated to be Rs. 1,36,000.

4. *Acquisition of lands in C. S. Nos. 1338, 6/1340, 6A/1340, 1341, 1/1341, 2/1341, 3/1341, 1342, 1343, 1361, 1362 and 1363 of Lower Parel Division south of Dadar Purification Works for provision of a recreation ground and extension of purification Works. (Cases Nos. LAQ/131/1 to 131/8).*—Awards amounting to Rs. 6,50,233-6-0 were declared and the possession of the property was taken over in all cases. The claimants have proceeded in appeal to the High Court under Section 18 of Land Acquisition Act 1894.

5. *Acquisition of certain lands occupied by Milch Cattle Stables in the City of Bombay for Public Municipal purposes (Cases Nos. LAQ/196 and 130/1 to 24 LAQ/141/1, 2 and 3, LAQ/142 A and B, LAQ/158 and 160), C. S. Nos. 435 (part), 1/2937, 3147, 3152, of Bhuleshwar Division, 952 (part), 953 (part) 879, of Girgaum Division, 343 of Tardeo Division 1679 (part) and 1549 (part) of Byculla Division, 326 (part) of Tardeo Division, 2000 (part), 2056 (part) 2022 (part) 2023 (part), 1969 (part), 1968, of Byculla Division, 94 (part), of Parel Sewri Division, 187 (part), 89 and 90 (part) 263, 436, of Lower Parel Division, 1975 (part) 1842 (part), 1843 (part), 1922 (part), of Byculla Division 332 (part) of Tardeo Division, 2017 (part), 2016 and 1/2016 (part) of Byculla Division.*—The Site under acquisition in LAQ/130/2 i.e., of Sindhi Lane was withdrawn from acquisition as the area was found to be too small for the purpose for which it was being acquired.

Out of the 17 cases closed for awards, awards amounting to about Rs. 33,12,000 for about 46,712 square yards were declared in 9 Cases (Nos. LAQ/141/1, 2, and 3, LAQ/130/3, 12, 14, 15 and 24, 17 and 18).

The whole of the property bearing C. S. No. 879 of Girgaum Division (Case No. LAQ/130/7) was decided to be acquired as the party went in appeal to the High Court.

Similar appeal was filed in Case No. LAQ/130/10 (C. S. No. 326 part of Tardeo Division).

In Case No. LAQ/130/19 and 20, (C. S. No. 89 and 90 part of Lower Parel Division), an agreement for air and light was being executed to obviate the claim for severance due to acquisition of part of the property.

6. *Acquisition of C. S. No. 654 of Malabar and Cumballa Hill Division along Tardeo Road for Municipal School building, Office and Housing, (Case No. LAQ/140).*—This site was proposed to be denotified under Corporation Resolution No. 1411, dated the 22nd February 1954 as the claimant Mortgagor had life-interest to stay in the property and the property was heavily mortgaged. Another cheaper and more prominent site was now being acquired.

7. *Acquisition of land bearing C. S. No. 313, 69 (part) and 3/69 (part) of Colaba Division for a Municipal School and Fire Brigade. (Case No. LAQ/155).*—The proceedings before the Special Land Acquisition Officer were not completed and the amount of estimated liability was Rs. 7,12,700.

8. Acquisition of portion of land falling within the sanctioned 60' road out of C. S. No. 1224 of Mahim Division, (Case No. LAQ/128).—The Conveyance of the land exchanged by the Municipality was completed.

9. Acquisition of lands in C. S. Nos. 136 (part) 1/136 (part), 2/136 (part), 137 138 & 139 of Lower Parel Division, along Drainage Channel for shifting cemeteries at Haines Road—(Case Nos. LAQ/78/1 to 78/6).—The claimants in all cases have gone in reference to the High Court under Section 18 of Land Acquisition Act of 1894, and these references did not come up for hearing during the year under report.

10. Acquisition of land in C. S. No. 43 of Sion Division for a Municipal combined market at King's Circle (Case No. LAQ/151).—The award in this case was not declared. The estimated liability was Rs. 2,84,120.

11. Acquisition of land in C. S. No. 31 (part) of Sion Division for a Municipal pumping station in connection with the sewerage system for that area [Case No. LAQ/149].—The site originally notified was denotified. A new site to the north of the original one in C. S. No. 31 (part) of Sion Division has now been sanctioned for acquisition at the same rates under Corporation Resolution No. 188, dated the 18th June, 1953. The possession of the land could not be taken as party's title to the land was under scrutiny Government Land in C. S. No. 32 part and C. S. No. 2/32 part was also proposed to be taken over. The total liability was estimated at Rs. 30,360.

12. Acquisition by settlement of a part of C. S. No. 1/338 of Mahim Division admeasuring about 300 square yards falling within the proposed 60' road [Case No. LAQ/159].—The land was denotified and withdrawn from acquisition due to the application of the Town Planning Scheme to this area.

13. Acquisition of C. S. Nos. 1/760 and 2/760 of Mazgaon Division for a Municipal Pumping Station for Chinchpokli area (Case No. LAQ/161).—The award in this case was not declared as the land was covered over with sheds occupied by several tenants. The Land Acquisition Officer was requested to hand over the land early for construction of the pumping station. The estimated liability was Rs. 36,007.

14. Acquisition of land for extension of Bai Y. L. Nair Hospital and Topiwala National Medical College (L.A.Q. No. 165).—The case for acquisition of C. S. No. 1598 of Byculla Division (L.A.Q. No. 165) was closed for award. The Municipal liability was estimated at Rs. 4,83,000. Another site bearing C. S. No. 1597 (part) admeasuring about 620 sq. yds. was being acquired in Case No. L.A.Q. 233 at an estimated cost of Rs. 60,000. This land was also notified for acquisition and the case was in progress.

15. Acquisition of C. S. No. 2/521 of Malabar Hill Division for offices, set back and Municipal School.—This land admeasuring 10,800 sq. yds. was decided to be purchased from the Official Assignee of the High Court for Rs. 17,75,000 under Corporation Resolution No. 1411, dated the 22nd February 1954. Earnest money of Rs. 1,00,000 was paid and document was under preparation. Part of the property falls in set back. The ejection proceedings against the tenants would be started after obtaining the possession. Total liability was estimated at Rs. 18,10,500.

16. Purchase of Plot Nos. 76-98 (North) and 41-43 (South) Dadar Matunga Scheme 5 and 6, Khoja Orphanage Property.—Khoja Orphanage property admeasuring 7,522 sq. yds. was sanctioned to be purchased at a cost of Rs. 6,29,160 under Corporation Resolution No. 1346, dated the 8th February 1954 for a Municipal school. A fresh lease for 750 sq. yds. out of this land would be granted to the Trustees of the Orphanage for use as a Masjid which already exists.

17. Acquisition of C. S. No. 1/408 of Parel Sewri Division for use as passage to Municipal Land.—Acquisition of above Government Land admeasuring 992 sq. yds. was completed at a cost of Rs. 2,880.

18. Other proposals which were considered and yet to be sanctioned and to be notified were—(1) Acquisition of land at Tardeo for a Beef Market, (2) Acquisition of land for a school in D. P. Wadi, Ghorapdeo, (3) Acquisition of land for Housing, (Dadar-Naigaum Division), (4) Acquisition of a site for a Maternity Home in Colaba Area, (5) Acquisition of additional land for further expansion of Elphinstone Road Market, (6) Acquisition of a site for schools in Colaba Area and Fort area.

19. Acquisition of land at Chembur, Plot Nos. 371A, 372B, and 371B for Ward Offices.—The awards were declared and possession of all the plots was taken over. The total cost was Rs. 18,966 as against the estimated liability of Rs. 20,646.

2. Acquisition of Survey Nos. 297(1) and 298(1) of Bombay Agra Road near its junction Belgrami Road at Kurla for a Pumping Station.—The land originally notified for acquisition was denotified and only 5½ gunthas of land out of Survey No. 297(1) and 298(1) was notified for acquisition for use as passage to the rear Government creek land admeasuring about 1,340 sq. yds., which would be used for the establishment of the pumping station. The total estimated cost of acquisition was Rs. 16,000. The work of filling in the creek land was started.

3. Acquisition of land at Bhandup for a Night Soil Depot, Survey No. 88 of Bhandup Village.—The case before the Thana Prant Officer was closed for award. The Municipal liability in this case was estimated at Rs. 2,000.

4. Acquisition of land at Khar for Sewage Purification Works.—Government land in Survey Nos. 353, 354, Bandra, admeasuring 14,065 sq. yds. was taken over at Rs. 6 per sq. yd. and the document was under preparation. The cost of Conveyance is to be borne by the Municipality and L.N.A., assessment at about Rs. 21 per annum was to be paid by the Municipality. Some additional area for eliminating a niche in the area originally acquired was found to be necessary and the matter was under negotiation with the Government. The rate for this additional land would also be Rs. 6 per sq. yd. subject to the payment of L.N.A. Assessment.

5. Acquisition of land at Bunderwadi in N.A. No. 447 of Bandra, for Bandra Pumping Station.—As the possession of the land was not received early, the existing pumping house was remodelled and the area of 1,664 sq. yds. taken over from the Government at the rate of Rs. 3 per sq. yd. would be utilised for the construction of the staff quarters, for which the Government approval had been obtained.

6. *Acquisition of land near Chembur Station on Ghatkopar Mahul Road.*—The Government had demanded a rate of Rs. 3 per sq. yd. for land in Survey No. 14-A of Chembur and the negotiations to reduce the rate were in progress. In the meantime it was proposed to take the possession of about 2 acres of land immediately for the construction of a pumping station as the area was fast developing.

7. *Acquisition of land for Sewage Purification Works in Ambivalli Village along Versova Road.*—Survey Nos. 138(part), 139 and 140(part) of Ambivalli comprising 44,444 sq. yds. were recently notified for acquisition. The Municipal liability was estimated at Rs. 57,700.

8. *Acquisition of land at Kanjur Village for Sweeper's quarters and Refuse depot.*—The matter was still under consideration as suitable site was not found out.

9. *Acquisition of lands out of Pestonsagar Scheme, Chembur, near Chembur level crossing for extension of Labour Camp. (Case No. L.A.Q. 121).*—About 19,337 sq. yds. bearing S. No. 56(part), 26(part) of Chembur and Plot Nos. 136 to 139, 141 to 149 of Pestonsagar Scheme near Chembur Railway Station were acquired at a cost of Rs. 1,28,180 and possession of the land was taken over. The owners in some of the cases have proceeded in reference under Section 18 of the L.A. Act, 1824 to the High Court and cases have not yet appeared on the Board.

10. *Acquisition of certain lands at Kurla for the establishment of a Market and offices.*—Acquisition of 9,280 sq. yds. of land at Kurla was approved at an estimated cost of Rs. 1,20,000.

11. *Acquisition of site in Santacruz Suburban Scheme (East) No. 111 for the construction of a School Building.*—A site near Mukti Sangh Bal Mandir, admeasuring about 2,500 sq. yds. in Santacruz East was sanctioned for acquisition at an estimated cost of Rs. 39,000.

12. *Acquisition of a site in Versova for the construction of Sweeper's quarters.*—Land admeasuring 3,500 sq. yds. was sanctioned at an estimated cost of Rs. 11,855 and was being notified for acquisition.

13. *Acquisition of a site in Kurla-Takti Ward for the construction of a school building.*—Land admeasuring 1,400 sq. yds. was sanctioned for acquisition at an estimated cost of Rs. 1,000. The land was to be notified for acquisition. An additional piece of land admeasuring about 2,250 sq. yds. was proposed to be acquired for a playground for the school.

14. *Acquisition of a certain site in Santacruz (West) for the construction of a School Building.*—The land admeasuring about 3,600 sq. yds. was sanctioned to be acquired and the Municipal liability was estimated at Rs. 56,500.

15. *Taking on lease Government land at Ghatkopar, for a Municipal School.*—A site admeasuring about 2,744 sq. yds. was taken on lease from the Housing Commissioner for the construction of a school in Ghatkopar Housing Colony. The Municipality will have to pay the annual ground rent calculated at 5 per cent. per annum on the value of land at Rs. 3-8-0 per sq. yd.

16. *Other proposals for acquisition of lands in the Suburbs already under consideration were.*—(1) Proposed acquisition of sites for a Dispensary at Marol, (2) School at Machhalimar, Versova, (3) Fire Brigade station at Chembur, (4) Fire Brigade Station at Vikhroli, Ghatkopar, (5) A school at Ghatkopar, (6) For construction of a 40' road off Ghatkopar Mahul Road near Chembur level crossing, (7) For Development Scheme at Vikhroli, (8) A refuse depot at Harialli, (9) A garden at Kirol, (10) Sanitary conveniences at Irla and other Villages in Suburbs, (11) Approach roads to Mankhurd, (12) Cemetery at Mankhurd, (13) Acqua Privy block at Gundavali, Andheri, (14) A Dispensary in Versova.

D.—Municipal Properties under Acquisition by Government

1. *Acquisition by Defence Ministry and other Government of India Departments.*—(a) *Plot Nos. 103 and 140, Scheme No. 11, Agripada West Estate.*—The compensation as determined by the Arbitration and the cost Arbitration amounting to Rs. 49,000 and Rs. 6,500 respectively awarded in respect of the above two plots which have been acquired for Telephone Workshop together with interest at 4 per cent. per annum from 24th November 1943 were paid by the Government.

(b) *Plot Nos. 113 and 114, Sch. 6 (East) Sion Matunga Estate.*—Negotiations were in progress with the Defence Department regarding the lease of plots.

(c) *Plot No. 108, 108-A, Sch. 6 (East) Sion Matunga Estate.*—The Defence Department agreed to take on lease these plots and this was approved under Corporation Resolution No. 374, dated the 23rd July 1953.

(d) *38 plots in Sch. 57 Sewri Wadala Estate, Plot Nos. 223 to 231, 238 to 246, 264 to 269, 275 to 284 and 296 to 299.*—The Collector of Bombay declared his award in favour of the Municipality as the sole and only interested party. The rate adopted for the free hold value was Rs. 60 per sq. yd. while that for the leasehold value was estimated at Rs. 48 per sq. yd.

(e) *Acquisition of Service Passage behind Plot Nos. 103, 140, Scheme 11, Agripada West Estate.*—An area of about 160 sq. yds. of service passage land was being acquired by Government for Bombay Telephone Workshops. The case was closed for Award before the Special Land Acquisition Officer.

(2) *Plot No. 143, Dadar-Matunga Estate (Scheme 6) for Telephone Exchange.*—The Telephone authorities have since proposed to denotify the land and take the same on lease so that there would be an effective check on the height of the building and open spaces in conformity with the Estate rules. It was proposed to charge additional premium for a basement floor, if and when constructed.

(3) *Plot No. 110 Scheme 4, Gamdevi Estate.*—The award was declared and the Municipality was awarded compensation equivalent to the capitalised value of the ground rent, reversionary interest in the freehold value of land after the date of expiry of the lease plus solatium. No compensation was claimed by the Municipality for the waiver of restrictions. As, however, the Mahatma Gandhi Smarak Nidhi authorities agreed to abide by the Estate rules, this claim was withdrawn.

(4) *C.S. No. 6 of Sion Division*.—A piece of about 8,886 sq. yds. of land was being acquired for the construction of the Express Highway. The case was still in progress before the Special Land Acquisition Officer.

(5) *Plot Nos. 8-9 and 10, Scheme 29, Nowroji Hill Estate*.—The State Transport Authorities came to a settlement with the Lessees and acquired only about 1226.73 sq. yds. of land near the Northern side and agreed to denotify the remaining land. The case was still in progress.

(6) *Acquisition of land at Mahul for the Oil Refineries*.—Survey No. 104, Hissa No. (7) of Mahul belonging to the Municipality was acquired for the Burmah Shell Refineries in exchange for which about 22 gunthas of land in Survey No. 90 was acquired by the Burmah Shell Refineries and handed over with a new school building to the Municipality. Survey No. 120 of Anik, Survey No. 148-B of Mahul and Survey No. 104(7) of Mahul, all Municipal lands were proposed to be exchanged with the Survey No. 90 (part) acquired for the new school building, the areas being almost equal.

(7) *Plot Nos. 96, 117 and 118 (part) in Nowroji Hill Estate, Scheme 29*.—These plots were requisitioned by the Government for State Transport Corporation but Plot No. 118 (part) was subsequently derequisitioned.

(8) *Acquisition of Municipal land by Government of Bombay for Police Accommodation Scheme 57, Sewri-Wadala Estate (North), Plot Nos. 66 to 70, (Cases Nos. L.A.Q. 95/1 to 95/5)*.—The settlement of the amount to be refunded for the area to be resumed from Government for the widening of the Road No. 15 was still not decided and sanction was being obtained to refund the amount at *pro-rata* cost of acquisition by Government.

(9) *Acquisition of Plot No. 11-B, Scheme 21, Wodehouse Road Estate by the Government of Bombay for housing the members of the legislature, Government servants, etc.*—The land was recently notified for acquisition. At present there stands a building in possession of the Majestic Hotel.

E.—Housing Squatters removed from the City

51 acres of land in Manbudruk village was first requisitioned for housing the squatters in 1951. Additional land admeasuring 7 acres was requisitioned during the year 1952-53. Another colony at Jogeshwari was opened by taking over about 37½ acres of land from Shri Jeejibhoy Byramji. Additional 15.25 acres of land belonging to Smt. Gomes were requisitioned. These areas comprised parts of Mogra and Majas villages.

Acquisition proceedings of the sites of Manbudruk and Majas were started. The Collector declared his Award for the compensation calculated at 5 per cent. per annum on value of land at Re. 1 per sq. yd. for Manbudruk and the Municipality agreed to pay compensation at 4 per cent. per annum on value of land at Rs. 7,500 per acre in case of Majas and Mogra lands.

F.—Acquisition for B. E. S. T. Undertaking

Acquisition of Plot No. 7, Scheme 57, Sewri Wadala (South) Estate.—The land was recently notified for acquisition for the B. E. S. T. Undertaking's Department and was likely to be acquired under urgency clause.

II.—PROGRESS OF DEVELOPMENT SCHEMES

Existing Schemes

Scheme 56, Dharavi Estate

It was proposed to allot a portion of undeveloped land for industrial purposes by giving facility of 3 Railway sidings from Central Railway, the would be lessees undertaking to develop the area. There was however, no response to this.

Scheme 52, Worli Estate

The layout for the area comprising the Neighbourhood Unit was once again proposed to be revised by Government, *inter alia*, suggesting to build structures in the North-West corner and Southern portion of the central garden strip, which was originally proposed to be maintained as a garden. Under the terms of letting, Government have to pay premium for the areas, including this, to be thrown in gardens and play-grounds accessible to the general public and roads. In view of this Government will have to pay extra premium for the additional area proposed to be built upon, and the proposal was under consideration.

Regarding the area between Dr. Annie Besant Road and Worli Hill, agreed to be leased to the Housing Commissioner, a proposal for sub-leasing about 14,000 sq. yds. of land by the Housing Board to the Silk and Art Silk Mills Reserach Association was considered (*vide* Corporation Resolution No. 321, dated the 14th July 1952). On the area between Dr. Annie Besant Road and Worli Hill agreed to be leased to Government there were acquired buildings. The tenancies of these buildings were attorned to the Housing Board and the buildings were sold to the Housing Board for demolition, subject to a condition that the Housing Board would provide alternative accommodation to the tenants of these acquired buildings. Further proposal in this connection was under consideration.

III.—SPECIAL ROADS SCHEMES

(1) *Development of Gollanji Hill Estate*.—The hill-cutting work was completed. Layout for the development of the scheme was under consideration.

(2) *Construction of a road on Tulsi Pipe Lineland between Haines Road and Mahim Creek*.—Negotiations with the frontagers were in progress. As the area from Elphinstone Road to Mahim Creek has now been included in the Town Planning Scheme, the terms of granting way leave to frontagers were revised (*vide* Corporation Resolution No. 492, dated the 10th August 1953) in uncompleted cases. Negotiations in new cases out of these areas were made according to the revised terms whilst in respect of uncompleted cases a fresh start was made and negotiations were started *de novo*.

IV.—CHANGES IN LAYOUTS

Revised lay out of Haji Ali Park, Hornby Vellard.—Government sanction to the revised layout for the Haji Ali Park Area (1) reserving 9 plots admeasuring in all 13,191 sq. yds. for bulding sites having access from Clerk Road, (2) an area admeasuring 27,200 sq. yds. for housing lower middle and working class people, (3) An area admeasuring 25,600 sq. yds. for Students' hostel and Staff quaters for the Topiwala National Medical College and (4) 4,433sq. yds. at the junction of Hornby Vellard and Clerk Road for a public park was still awaited.

There were no changes in layouts in Ex-Trust Estates.

V.—REVIEW OF THE EX-TRUST AND MUNICIPAL ESTATES

A.—Ex-Trust Section.

There were no changes in X, Y and Z lands. The changes effected in the other Ex-Trust Estates are set out below:—

Changes	As at the begin-	As at the end
	ning of 1953-54	of 1953-54
	sq. yds. in	sq. yds. in
	thousands	thousands
Developed Land		
Area permanently leased	57.58	57.68
Area of Trust Chawls sites	1.90	1.90
Area sold	0.09	0.09
Area reserved for a Municipal Market	0.02	0.02
Area yet to be permanently leased	2.18	2.16
Total	61.77	61.85
Rent of permanently leased area (in rupees in thousands)	42.12	42.20
Undeveloped Land		
Area of land	52.15	51.97
Cost of its aquisition (in rupees in Thousands.)	1,87.74	1,87.09

Out of the total area of 1,39,36,000 sq. yds. (about 2,879 acres) vesting in or acquired by the Ex-Trust as on 31st March 1954, about 37.3 per cent. remained to be developed and out of the developed area about 3.5 per cent. remained to be leased which included an area of 1,62,509 sq. yds. reserved for Municipal purposes viz., Schools, Markets etc. The average Value of the leased plots was Rs. 20 per sq. yd. and that of the plots which remained to be leased was estimated at Rs. 25 per sq. yd.

B.—Municipal Section.

(1) A plot of Municipal land in the compound of the Bellasis Road Chawls admeasuring 39 sq. yds. was sold for Rs. 1,170 at the rate of Rs. 30 per sq. yd. to the Defence Department (*vide* Improvements Committee Resolution No. 578, dated the 30th March 1954).

(2) Municipal land at the junction of Haines Road and Love Grove Road, and bearing Plot No. 1 was surrendered during the year (*vide* Improvements Committee Resolution No. 523, dated the 23rd February 1954) The area of the plot was 1,507 sq. yds. and the ground rent was Rs. 8,456 per annum. The Capital value thereof worked out to Rs. 1,40,904.

(3) The statement below indicates the progress of the disposal of Municipal land as compared with the previous three years. The total area available for disposal as on 1st April 1954 was about 11,634 sq. yds. valued at Rs. 1,74,510 on the basis of minimum rate of Rs. 15 per sq. yd.

Disposal of Municipal Land.

Year	No. of plots	Area in sq. yds.	Capital Value
			Rs.
1950-51	10	10,051	2,88,550
1951-52	2	1,387	34,073
1952-53	3	1,132	1,49,790
1953-54	1	39	1,170

VI.—Slum Clearance

1. *Scheme for the extension of Kelewadi Lane.*—The agreement with the owners of C.S No. 36 of Girgaum Division was being scrutinized and executed. The acquisition of C.S. No.34(part) was still in progress before the S. L. A. O.

2. *Scheme 76, Lohar Chawl Gully, Improvement Scheme, Cases Nos. L.A.Q. 113/1 to 113/36, C.S. Nos. 927, 928, 930, 931, 932(part), 933, 940, 941, 942, 1126, 1127, 1117, 1124, 1129, 1130, 1137, 1138, 1139, 1140, 1141, 1142, 1143, 1146, 1147, 1149, 1150, 1123(part) 929(part), 943(part), 937, 1135(part), 1125 (part), 1128(part), 1144(part), 1548(part), 1156(part) of Mahim Division*—Awards in 11 cases were declared and the total compensation of about Rs. 72,175 was paid for about 1,595 sq. yds. Vacant possession of the properties could not be taken in many cases as they were occupied. So the possession allowed to remain with the S.L.A.O. and collection of amounts and management of the properties were undertaken by the Municipality. This enabled tenants to get some time to vacant and make their own arrangements in the course of 1954-55. The awards in other cases were awaited.

VII.—DISHOUSING AND RE-HOUSING

It will be seen from the Appendix 'D' that the number of tenements provided upto date in the ex-Trust estates including those erected by the Development Department and several mills exceeds the number of tenements demolished as shown below :—

(a) Tenements provided in Trust Chawls including 3 room and 2 room tenements and cottages at Matunga.	10,092
(b) Tenements constructed under Municipal Housing Scheme	325
(c) Tenements provided in chawls erected by the Spring Mills, Century Mills, Kohinoor Mills and the David Mills and in chawls erected by the Development Directorate on the ex-Trust Estates and in the various Police Accommodation Schemes.	18,870
(d) Tenements constructed by the Housing Board on Ex-Trust land	1,216
(e) Tenements provided in Semi Permanent sheds erected by the ex-Trust	4,003
(f) Tenements provided in the lessees buildings	38,911
Total	73,417
Less—Tenements demolished	38,643
Excess of new tenements over demolished ones	34,774

VIII.—NEW HOUSING SCHEMES

(1) The Corporation under their Resolution No. 442, dated the 21st August 1950 sanctioned the construction of 1,106 tenements. Out of these 696 tenements were already constructed at Sewri, Paines Road, Fergusson Road, Sion, Azad Nagar, Wadala and Naigaum. During the year, 54 tenements near Azad Nagar, Wadala, comprising 10 single rooms, 20 two room and 24 three room tenements were constructed at a total cost of Rs. 1,71,040. 194 tenements in two storeyed buildings at Sewri were nearing completion.

(2) New residential accommodation made available in the houses erected by lessees during the year comprised 505 tenements. Under the Municipal Housing Schemes 54 tenements were constructed. The total additional accommodation made available for occupation during the year was 559 tenements including 54 semi permanent tenements at Azad Nagar, Wadala.

(2) The management of 630 Semi-permanent Rooms constructed by the Citizens' Emergency Relief Committee on the municipal and Ex-Trust land for the housing of explosion victims continued to be vested in the Municipality.

(3) *Housing of Squatters.*—The number of Squatter families residing at Mankhurd Colony was the same as before viz., 2,800. The recoveries continued to be far from satisfactory owing to acute unemployment among the squatters.

At Jogeshwary the number of Squatter families was 925. 13 sanitary blocks each containing 20 water closets and 16 water taps were constructed during the year. The sanitation of the Colony was looked after by 13 sweepers. All the sanitary blocks could not be put into commission due to shortage of water. A proposal to construct a reservoir for improving the water supply was under consideration 49 electric lamps for lighting main roads were provided replacing temporary petromax lighting. A permanent administrative block containing 8 rooms of 20'-6" x 10'-0" each with a separate sanitary block containing 3 water closets, one bath room and one watering place was constructed. The administrative block will accommodate a municipal primary Gujarathi School, Police Chowkey, Government Grain Shops and quarters for Chawl Superintendent. A Municipal dispensary was under construction on the outskirts of the colony. A mobile dispensary however visits both the colonies twice a week.

Two Experimental houses of mud-walls wooden doors and windows and Cast Iron roofing were constructed with a view to encouraging the squatters to build their own houses.

The recoveries of rent at both the colonies at Mankhurd and Jogeshwari were Rs. 13,096 and Rs. 6,889 against the demand including arrears of Rs. 1,27,220 and Rs. 24,781 respectively.

IX.—DISPOSAL OF LANDS

(1) Long Leases

The number of plots let during the year was 21. The total area of the land thus disposed of admeasures 16,371 sq. yds. (about 3.3 acres) valued at Rs. 7,81,777. The total number of plots disposed of upto the end of 1953-54 was 4,226 with an area of 59,63,611 sq. yds. (about 1,232 acres) and valued at Rs. 12,29,54,802 yielding an annual rent of Rs. 42,20,371. In respect of plots for which premium or commutation amounts had not been received, the rate at which ground rent was commuted was 22½ years' purchase of plots let before 23rd

November 1920 and 18 years' purchase thereafter upto May 1948. From May 1948 the ground rent for the plots was charged at 5 per cent. per annum. (Instead of 6 per cent. per annum charged since 1920) on the value of land and the amount of commutation was fixed at 21 times the annual ground rent (*vide* Corporation Resolution No. 157, dated the 6th May 1948).

Where the period of commutation expired, the lessees were allowed to commute at the rate of 28 times the annual ground rent reserved (*vide* Corporation Resolution No. 1031, dated the 11th February 1943) but commutation now is being discouraged.

The progress in the disposal of Trust lands on permanent basis during the year was as follows:—

Particulars.	No. of plots.	Area in sq. yds.	Capital Value.	Annual Rent.
Plots Leased on I.—Rental Basis	5	8,687	4,77,028	23,855
II.—Premium Basis	16	7,684	3,04,749	3*
Total plots disposed of	21	16,371	7,81,777	23,858
Plots disposed of in 1953-54 or earlier but surrendered to the Municipality	6***	4,500	1,12,500	5,624
Corresponding figures for—	15	11,871	6,69,277	18,234**
1952-53	10	14,377	5,77,883	21,696
1951-52	30	21,972	4,76,514	13,328
1950-51	10	2,704	97,758	208

* Interest on premium at 6 per cent. on one plot (*viz.*, Plot No. 124, Sion-Matunga (East) Estate) worked out to Rs. 585 and at 5 per cent. on the other two plots (*viz.* Plot No. 362C, Dadar-Matunga Estate and Plot No. 100-A, Gamdevi Estate) it worked out to Rs. 1,462. The total interest therefore amounts to Rs. 2,047.

** If the interest on the premium is taken into account the result would show a figure of Rs. 30,558 instead of Rs. 18,234 after deducting the amount of ground rent commuted during the year. (This includes interest on the premium of plots disposed of, for Municipal School purposes and for which no ground rent is charged.)

*** During the year under report, 8 plots have been surrendered. Out of these, 2 plots have been again disposed of *viz.*, Plot No. 124, Scheme 6, Sion-Matunga (East) Estate, and Plot No. 250-D, Scheme 52, Worli Estate. The particulars of these two plots have therefore, not been included in these figures.

The details of leases in each Estate are shown below:—

Estate.	No. of plots.	Areas in sq. yds.	Capital Value. Rs.	Annual Rent. Rs.	Premium received or receivable. Rs.
Sion-Matunga	7	3,501	1,14,195	1,14,195	1,14,195
Dadar-Matunga	1	266	25,334	25,334	25,334
Suparibaug	4	2,287	91,480	91,480	91,480
Naigaum	3	1,552	69,840	69,840	69,840
Gamdevi	1	78	3,900	1	3,900
Scheme 52, Worli	2	6,267	3,83,968	19,199	...
Sewri-Wadala	2	1,520	61,560	3,080	...
Sewri-Koliwada	1	900	31,500	1,576	...
Total	21	16,371	7,81,777	23,858	3,04,749

The area of the land disposed of during the year under report shows a decrease over the figure for the last year whilst the value realised thereon is rather more than that of the last year.

The amount received by way of commutation of ground rent and premium, etc., during the year was Rs. 12,86,245.

The amount received by way of commutation of ground rents and premium since the amalgamation of the Improvement Trust with the Municipality are shown under sale proceeds in Appendix 'A'.

A comparative statement showing the number of permanent tenancies with demand and collection as on 31st March of the past four years is given below:—

Particulars.	1951	1952	1953	1954
(1) Number of tenancies	3,140	3,220	3,252	3,300
(2) Opening balance of arrears in lacs of rupees	3.87	4.40	5.98	7.06
(3) Demand for the year in Lacs of rupees	32.18	32.92	33.67	34.37
(4) Total demand including arrears in lacs of rupees	36.05	37.32	39.66	41.43
(5) Amount collected in lacs of rupees	31.65	31.34	33.32	33.35
(6) Percentage of collection to the demand including arrears	87.78	83.97	81.49	80.50
(7) Percentage of collection to the demand for the year	98.34	95.28	96.00	97.03
(8) Percentage of arrears to amount for collection	12.21	16.21	18.50	19.51

The percentage of 19.51 of arrears could be attributed mostly to the usual tendency on the part of the new Building Tenants to withhold payment of ground rent to the extent of the cash security deposited by them with a view to getting the same adjusted towards ground rent. Moreover several plots were requisitioned by the Defence Department during the war and later by the Government of Bombay and the original lessees of such plots have kept their ground rents in arrears as they have not been able to recover rents from Government. The main items of arrears can be classified as under:—

	Rs.	a.	p.
(1) Arrears in respect of properties re-entered for which legal action is taken	91,815	0	0
(2) Ground rents withheld by lessees to the extent of their security deposits	1,16,872	0	0
(3) Ground rents in respect of plots occupied by military	1,32,446	0	0
(4) Ground rent for 4 quarters of 1953-54 due from the Western Railway. However, an amount of Rs. 4,864 for 2 quarters paid in the office of A. A. Suburbs was adjusted after the close of the year	9,728	0	0
(5) Ground rent in respect of properties vested in the Dy. Custodian of Evacuee Properties	29,694	8	0
Total	3,80,555	8	0

If these items are excluded, the arrears amount to Rs. 4.27 lacs which is equal to 12.8 per cent. of the amount collected.

Short Leases

Shivaji Park, Mahim Play ground.—Three temporary leases of land admeasuring 533½, 266½, and 266½ sq. yds. for the period ending on 8th November 1962 were granted to the three institutions viz., The Bombay Kereleya Samaj, Mahim Juvenile Cricket Club Shivaji Park Nagrik Sangh at the rents of Rs. 5, Rs. 2-8-0 and Rs. 2-8-0 per month respectively.

The number of vacant land tenancies on both *Ex-Trust* and Municipal estates was 3352 at the close of the year. The demand for vacant land tenancies in *Ex-Trust* estates for the year under report was Rs. 7,97,966 and the recovery was Rs. 8,44,181 inclusive of arrears. The less recovery was due to non-adjustment of rent due from the Municipal Group of Hospitals, Sion, and non-payment by the Area, Land, Hirings and Disposal Officer, Collector of Bombay and other Government Departments. If these amounts were excluded the recovery would work out to 68 per cent. of the total recoverable amount.

The Municipal Group of Hospitals had not paid rent amounting to Rs. 49,861 for the year and were in arrears of Rs. 3,59,999 from the date of occupation viz., 21st October 1946. As the recurring expense on this account was very heavy a proposal for purchasing the land from Budget 'B' by Budget 'A' was being submitted to Corporation. Provision for the payment of arrears upto 31st March 1954 was included in the Budget for 1954-55.

The Defence Department paid rent amounting to Rs. 2,40,183 during the year after protracted correspondence extending over several years. Correspondence was still proceeding in respect of the balance amounting to Rs. 1,33,616

The Collector of Bombay requisitioned large areas of land vacated by the Defence Department in Scheme 6 Sion, Scheme 52, and 58 Worli, for the Housing Commissioner and the Commissioner of Police. The rent charged for the land for these occupations worked to Rs. 4,13,778 for the period ending 31st March 1954 at the same rate at which the Defence Department was paying. As the rates of compensation were still under consideration for the Collector of Bombay no payment was received except for occupations in Scheme 3 for which rates were settled. The matter was under negotiation with Government whose orders were still awaited.

X.—MANAGEMENT OF PROPERTY AND COLLECTION OF REVENUE

A.—Trust Section

(a) **Chawls permanent.**—The gross demand of 10,376 rooms including shops, godowns, looms, etc. on the *Ex-Trust* chawls for the year was Rs. 11,05,275 as on 31st March 1954 against Rs. 10,64,154 at the end of the previous year.

The net demand for the year for all the chawls was Rs. 10,71,355 after excluding the amount of Rs. 4,583 for vacancies and Rs. 29,337 on account of concessions allowed in rent to public bodies, Societies, Police Commissioner, etc. and some Harijan Tenants at Mazgaon Chawls. The concessional rent includes the rents of rooms let out to the peons of the different departments in lieu of house rent allowance and rent free quarters allowed to 200 sweepers of this department. The revenue actually collected came to Rs. 10,25,647, which was equivalent to 84.81 per cent of the total outstandings including the previous arrears of Rs. 1,37,957. The monthly rent charged per room in permanent chawls built by *Ex-Trust* ranges from Rs. 4-15-0 to Rs. 10-13-0 for one room tenements, Rs. 8 for larger rooms (with partition), Rs. 18-8-0 to Rs. 25 for two-room tenements and Rs. 30-13-0 to Rs. 36-1-0 for three-room tenements.

The collection on account of rents from these chawls during the year amounted to Rs. 10,25,647. Deducting therefrom the charge on account of outgoings amounting to Rs. 7,43,701 the net income comes to Rs. 2,81,946. The capital expenditure incurred on the chawls including the value of the land is Rs. 155.94 lacs. The Corporation have to pay interest and sinking fund charges at the rate of 4.65 per cent. per annum on the capital expenditure prior to 1919-1920 and 6.35 per cent. per annum on the expenditure incurred in subsequent years. This amounts to Rs. 9.15 lacs per annum (*vide* Appendix 'C'). After deducting the amount of net income from the amount of interest and sinking fund charges, the accounts for the chawls show a loss of about Rs. 6,33,629.

At the present time, huge losses are being incurred by the Municipality on these chawls. This loss has particularly increased since 1947 owing to increased salaries, dearness allowance, etc., payable to the staff and the increase in the cost of materials. The buildings are also required to be kept in a good state of sanitation and

repairs on account of the insistent demands of the tenants. The wear and tear of these chawls has also increased on account of overcrowding and sub-lettings, putting heavy pressure on service mains and causing frequent breakdowns, which need to be attended to from time to time.

The proposal for increase in the existing rents of the Ex-Trust chawls by 50 per cent. in respect of residential rooms and 60 per cent. of shops and godowns and for creation of an Amenity Fund and Rent Equalisation Fund submitted to the Corporation, during the previous year, was still under consideration. The former fund is to be credited with 25 per cent. of the additional income and the latter with 75 per cent. The proceeds of the first fund will be utilised for providing additional amenities such as improvement of water supply by providing additional storage tanks with electric pumps, additional sanitary conveniences etc., while the latter will be utilised to subsidise the recurring rents of new tenements already constructed and under construction.

It may be mentioned that even after increasing the existing rents of old tenements by 50 per cent., the rentals will still be lower than those charged by private landlords for similar tenements in the vicinity. They will also be lower than the economic rents worked out on the basis of present expenditure on Sinking Fund, Repairs, Maintenance, Municipal Taxes, etc.

In order to look after the work of the sanitation of the chawls 198 members of the conservancy staff were appointed and this work was being supervised by the Mukadams and Chawl Superintendents in charge of each group of chawls.

Sanitary propaganda was carried on by means of instructions and posters as to how to live clean, healthy and long life as was done in the previous years.

Bye-laws for maintaining sanitation etc., at municipal chawls and buildings were enforced and fines aggregating to 671 were imposed and collected from the tenants for breaches of these rules. First Aid sets and Sick Room Requisites such as Thermometers, Ice-bags, hot water bags, Bed-pans and Urine pots, etc., were maintained at the 8 chawls centres and Matunga Labour Camp, Dharavi and Mankhurd Colony.

Three radio sets for Bombay Station with 15 watts amplifiers with loud speaker arrangement were installed at (1) Agripada, (2) Mazagaon, (3) Chandanwadi in addition to the ones supplied at Love Lane, Imamwada and Bellasis Road Chawls during the previous year.

In order that the Chawl Superintendents and the conservancy staff may be interested in the sanitation of the chawls, the Corporation had by their Resolution No. 533, dated the 9th August 1951, accorded sanction to the institution of a scheme of awarding prizes of Rs. 50 and Rs. 20 to Chawl Superintendents and the Mukadams who maintain the chawls in their respective charge in the best sanitary condition and a cash prize of Rs. 10 to the best sewer in each of the eight different groups of the chawls who keeps his beat absolutely clean.

Electric installation with sub-meters in each tenement were provided at two chawls at Sydneham Road, two Chawls at Nagpada and 11 Chawls at Mazgaon during the year for which Rs. 1 per sub-meter was being charged to make up the cost of installation of meters and maintenance of electric fixtures, the monthly consumption charges being paid by the tenant to the B. E. S. & T. Undertaking.

(b) *Semi-Permanent sheds.*—The gross demand in respect of 4,003 rooms in the semi-permanent sheds including the permanent ground floor rooms and sheds known as Labour Camp for the year was Rs. 4,25,136. The net demand after excluding the amount of Rs. 1,513 for vacancies and Rs. 7,834 for concessional rent which was set off against the house rent allowance, was Rs. 4,15,789. The revenue actually collected came to Rs. 3,80,198, which was equivalent to 81.41 per cent. of the total recoverable rent, including arrears of Rs. 1,251 for the previous years. Major portion of arrears was due from the tenants who had been allowed to occupy newly constructed tenements in the Labour Camp at a monthly rental of Rs. 15 per room and at Sion and Dharavi at Rs. 20 each. The Tenants were disputing these rents and the same are considered by them on higher side, and suits filed against them were pending.

General remarks on chawls and semi-permanent sheds.—The average population in these chawls during the year 1953-54 was 62,008 as against 61,217 in 1952-53 and 61,130 in 1951-52, respectively, while the corresponding figures for semi-permanent sheds including Labour Camp were 29,088, 26,629 and 21,915 respectively. The death rate in the Ex-Trust Chawls during the year was 3.6 per 1,000 against 4.5 and 5.1 in the previous two years. These were exclusive of deaths not reported to the Chawl Offices as also of those that might have occurred outside the chawls in Hospitals, etc. Members of the inferior staff who were entitled to receive house-rent allowance continued to occupy rooms rent-free in lieu thereof. Railway passes were issued at Municipal cost to such of the members of the inferior staff as were provided with rent-free quarters beyond one mile from their place of work. Pursuant to Standing Committee Resolution No. 80, dated the 15th April 1946, 200 scavengers out of 434 belonging to the Department were allowed rent-free occupations and the remaining members were in receipt of house rent allowance.

The percentage of outgoings in respect of the Chawls and Semi-permanent sheds are shown below on the basis of annual rental of Rs. 10,71,355 for chawls and Rs. 4,15,789 for Semi-permanent sheds, the total outgoings came to 74.4 per cent. and 77.12 per cent. respectively.

Statement showing percentages of outgoings in different Items :—

Particulars	Permanent Chawls		Permanent ground floor rooms and S. P. Sheds		Remarks
	1952-53	1953-54	1952-53	1953-54	
Sanitary Staff	18.69	17.31	18.71	18.21	Including Labour Camps.
Pumpmen	0.20	0.18			
Cost of Management and Establishment.	7.5	7.5	7.5	7.5	
Municipal Rates and Taxes	20.35	19.12	20.18	22.27	
Repairs and Maintenance including lighting.	31.64	30.29	25.99	29.14	
Vacancies					
	78.69	74.4	71.84	77.12	

(c) *Acquired Premises.*—At the commencement of the year, there were 563 acquired or surrendered building in charge of this department containing 5,008 tenancies. Three structures from the Vacant Section were transferred to Building Section during the year. Thus there were 5,023 tenements in 571 Buildings.

The gross demand of 5023 tenements in the acquired and re-entered buildings was Rs. 8,32,512. After excluding the amount of Rs. 2,227 for vacancies and Rs. 3,153 for concessions in rent the net demand for the year was Rs. 8,27,132. The revenue actually collected amounted to Rs. 8,15,116 which was equal to 87.33 per cent of the total recoverable amount including arrears of Rs. 1,06,225 for the previous year.

Rawli Hill Camp.—The gross demand of 915 hutments at Sion Koliwada, Rawli Camp was Rs. 66,491 and after excluding the amount of Rs. 169 for vacancies the net demand was Rs. 66,331. The recovery inclusive of arrears effected amounted to Rs. 80,519.

Summary of revenue.—Details of the total collection of revenue from permanent leases, short leases and monthly tenancies can be seen from the following table:—

Particulars	Collection of Revenue		
	Permanent	Temporary	Total
Demand for the year	34,41,019	31,58,571	65,99,590
Arrears	7,05,162	16,85,025	23,91,187
Total	41,47,181	48,43,596	89,90,777
Amounted collected	33,34,751	31,11,140	64,45,891
Variations in demand for the previous year carried during the year	—3,871	—7,211	—11,082
Amount written off	...	560	560
Arrears as on 1st April 1954	8,08,559	17,24,685	25,33,444
Arrears as on 1st April 1953	7,06,162	16,85,025	23,91,187
Arrears as on 1st April 1952	5,98,318	15,29,022	21,27,340

Requisitioned Buildings.—The management and collection of rents in respect of 20 properties having 1,152 tenancies requisitioned from private landlords for A. R. P. purposes were continued to be looked after by this department. The demand in respect of these tenancies for the year was Rs. 1,14,906 and the recovery was Rs. 1,17,509 which was equal to 75.1 per cent of the total recoverable amount including arrears of Rs. 41,572. The Concession in rent to the superior staff of essential services was withdrawn with effect from 1st April 1953 and the concessional rent of Rs. 6 per month in respect of the labour staff was increased to Rs. 9 or standard rent whichever was less with effect from 1st June 1953.

The vacant possession of Agarwal Nagar would not be given to the Trustees of the Nagar according to the consent decree passed by the High Court. Alternative accommodation at the new tenements at Wadala which were nearing completion would be offered to the Municipal Tenants at Agarwal Nagar, so as to give vacant possession of the premises to the landlord in pursuance of the consent decree.

As regards other requisitioned buildings efforts were being made to hand over the possession to the owners by providing alternative accommodation to the occupants. 49 Rooms in Shivaji Sojpal Building were released to the owners during the year. Government desired that the B. D. D. Chawl No. 5-A along with the tenants should be released with effect from 1st February 1953 and accordingly the Chawl was released; thus the question of providing alternative accommodation to about 80 employees was automatically solved.

Tenements constructed for explosion victims.—530 tenements constructed at Arthur Road, Ferguson Road and at Wadala Road for explosion victims were being continued to be managed by this Department. The rents collected therefrom were being credited to a separate head of account and expenditure incurred for the collection and maintenance including the payment of assessment etc., was being met from the same account. The demand in respect of these properties for the year was Rs. 76,839 inclusive of additional General Tax on account of Riots of 1950. A sum of Rs. 74,907 was recovered out of the total dues including the arrears and current demand aggregating to Rs. 79,715.

During the year under review, the demand & recovery of taxes aggregated to Rs. 3,71,652 & Rs. 3,35,332 respectively. The arrears due for collection at the close of the year stood at Rs. 5,78,602.

B—Municipal Section

Temporary leases.

(1) *Honby Road to Ballard Pier Scheme.*—The total rent recovered from the scheme during the year amounted to Rs. 6131. The previous year's recovery was Rs. 4,831.

(2) *Palton Road Estate.*—The total rent recovered from the estate during the year amounted to Rs. 8,457, as against the amount of Rs. 10,449 recovered during the previous year.

(3) *Revenue from Cultivation Rights.*—The fees collected for the right of cultivation, gathering fruits etc., amounted to Rs. 2,409.

Statement of Collection of Revenue from the old Municipal Properties (Excluding Cultivation.)

Particulars	Revenue		
	Permanent	Temporary	Total
Amount for collection (demand for the year)	94,835	5,50,865	6,45,700
Amount of arrears for the year	47,104	1,79,909	2,27,013
Total	1,41,939	7,30,774	8,72,713
Amount collected	1,09,640	4,29,722	5,39,362
Variations in demand for the previous year carried during the year...	-7,667	+4,233	-3,434
Amount written off		4,827	4,827
Arrears as on 1st April 1954	24,632	3,00,458	3,25,090
Arrears as on 1st April 1953	47,104	1,79,909	2,27,013
Arrears as on 1st April 1952	5,067	1,27,000	13,067

*Out of these arrears a sum of Rs. 1,40,625 due from the Royal Western India Turf Club Ltd., was received after the close of the year.

XL—LEGAL

During the year 1,516 ejectment suits were filed against the tenants for subletting the rooms as also for arrears of rent, taxes, etc. The corresponding figures for such suits during the previous five years were as under:

1948-49	587
1949-50	519
1950-51	845
1951-52	965
1952-53	1,300

No claim suit was filed during the year under report.

An expenditure of Rs. 25,058-1-0 was incurred during the year for filing the suits. A sum of Rs. 14,326-6-1 was recovered towards Court Cost. Some of the suits were still proceeding in the Court.

High Court Suits

(1) *Suit No. 2784 of 1948 re: recovery of possession of Horse Stables at Bapty Road.*—Decree obtained in this suit was still kept in abeyance and not executed as the land was not immediately required for the extension of the Municipal Workshop.

(2) *Suit No. 1208 of 1952 in respect of 3 Plots Nos. 13 to 15, Scheme 37, Sydenham Road Estates.*—This was filed for obtaining vacant possession and recovery of arrears of rent and taxes and the same was pending.

City Civil Court Suits

(1) *Suit No. 106 of 1949.*—This was filed for obtaining possession of bullock and buffalo stable at Bapty Road. Decree obtained in this suit was kept in abeyance and not executed as the land was not immediately required for the extension of the Municipal Workshop.

(2) *Suit Nos. 794, 795 and 800 of 1950 regarding Plot No. 1-A, 1-C and 1-B, Scheme 31, Naigaum Estate.*—As the defendants failed to give vacant possession of plots, steps in execution of the decrees were in progress. As the defendant in Suit No. 800 expired, his heirs and legal representatives were being brought on record.

(3) *Suit Nos. 836, 918, 919, 920, 921 and 922 of 1950 re: portions of Plots 10 and 11, Scheme 37 of Mandvi Divisions.*—In all these suits the defendants were inter alia ordered to deliver vacant possession which was since obtained.

(4) *Suit No. 1358 of 1950 in respect of Plot No. 2 (East) Sion Matunga Estate.*—This was a suit filed for recovery of possession of the plot free of structures and compensation due in respect thereof. By a decree passed on 24th October 1950, the Defendants were ordered to deliver up possession on or before 9th April 1952. However, pursuant to the arrangements made, the Bank had agreed to give vacant possession by 31st October 1952. Subsequent to the further arrangements made, steps were taken to keep the decree in force.

(4A) *Suit No. 827 of 1951 regarding a piece of land on Annie Besant Road of the Hornby Vellard Scheme.*—The tenant had no assets to pay the municipal dues and hence the amount is being written off with the sanction of the Standing Committee.

(4B) *Suit No. 1095 of 1951 regarding a piece of land at 7th and 8th Kamathipura Street.*—The suit was filed for recovery of possession, arrears of rent and taxes. The complete possession of the property was taken during the year under report. As the defendant was reported to be a pauper, the decretal amount is being written off with the sanction of the Standing Committee. As this case refers to the H. S. Department, this matter is embodied in the report of that Department.

(5) *Suit No. 1421, of 1951 regarding piece of land in Scheme 57, Sewri-Wadala.*—Suit was filed for the recovery of possession and arrears of rent and taxes against 3 persons. A decree was passed against one of the defendants who delivered possession and in the case of others, vacant possession was taken through Sheriff's Bailiff.

(6) *Suit No. 2155 of 1951 regarding Plot at Dharavi, Case No. 191-191A, Scheme 56.*—This suit was filed for obtaining possession. A decree to vacate and deliver vacant possession of the premises was obtained. But as the defendant failed to vacate, steps in execution were taken. The defendant gave an undertaking to vacate and deliver vacant possession before the end of February 1954. As he failed to do so further steps were being taken.

(7) *Suit No. 2186 of 1951 regarding plots Nos. 1 to 7, 8 and 9 in Scheme 53 at Bellasis Road Estate.*—A consent decree was passed ordering the defendant to deliver vacant possession. As he failed to do so execution proceedings were taken and part possession of the premises were obtained. Further proceedings were in progress for the recovery of full possession.

(8) *Suit No. 2712 of 1951 regarding plot Nos. 152 and 153 in Scheme 31, Suparibaug.*—A decree was passed ordering the defendant to deliver vacant possession. As the possession of the premises was not given steps in execution thereof were taken and possession obtained through Sheriffs Beliff.

(9) *Suit No. 33 of 1952 regarding 3 plots of land at the junction of Vithalwadi and Tel gulli.*—A suit was filed for obtaining possession and for recovery of rent and taxes. A consent decree was passed and possession was taken over. As the party was adjudicated insolvent Municipal claim for arrears of rent and taxes was lodged with the official assignee who handed over the possession of the property for management under certain conditions.

(10) *Suit No. 315 of 1952 regarding two plots of land at Narial Wadi Victoria Road Over Bridge.*—This was filed for obtaining possession and recovery of rent and taxes. Consent decree was passed to give vacant possession but as he failed to vacate, execution proceedings were still in progress.

(11) *Suit No. 568 of 1952 in respect of a piece of land in plot No. 205 Scheme 57, (North).— Sewri-Wadala Estate.*—This is a suit for recovery of possession, arrears of rent and taxes. After the filing of the suit an arrangement was arrived at between the party and the Corporation whereby the party was given time upto the end of September 1954 in order to enable him to move the Government in the matter and if he failed to do so, further proceedings would be taken.

(12) *Suit No. 569 of 1952 regarding piece of land with stable thereon in Case No. M/773 at T. P. line.*—This was filed for obtaining possession and recovery of arrears of rent and taxes. A consent decree ordering the defendant to vacate by 31st May 1954 was passed. The Court cost awarded was paid by the defendant.

(13) *Suit No. 884 of 1952 regarding piece of land in Plot No. 205 in Scheme 57, Sewri-Wadala (North) Estate.* This was filed for obtaining possession and recovery of arrears of rent and taxes. The suit was pending.

(13-A) *Suit No. 598 of 1952 in respect of plot of land situate in plot Nos. 171 and 172 in Scheme 60, Naigaum Estate.*—The suit was filed for obtaining possession and recovery of arrears of rent and taxes and a decree was passed. The defendant filed first appeal in the High Court, when a consent decree was taken. As he failed to give vacant possession, steps in execution thereof were taken and as a result a piece of land admeasuring 150 sq. yds, which was agreed to be leased to the Church Authorities was taken over. Further Proceedings to recover rent and possession of the premises were being taken.

(14) *Suit No. 1232 of 1952 regarding portion of land admeasuring 250 sq. yds. in case No. 1145, Scheme No. 6, Sion Matunga Estate.*—This was filed for obtaining possession and recovery of arrears and mesne profits. As the defendant died during the pendency of the Suit, steps for bringing his heirs and legal representatives on record of the Suit were being taken.

(15) *Suit No. 1623 of 1952 regarding portion of land admeasuring 135sq yds in Scheme 52 Worli Estate.*—This suit was filed for the recovery of arrears of rent and tax and mesne profits. The defendant made an application to the Court under Displaced Persons Act. The Court ordered staying the Suit pending the final disposal of the said application.

(16) *Suit No. 1740 of 1952 regarding a portion of land on plot No. 228, Scheme 60, Naigaum Estate.*—This was filed for recovery of arrears of rent and taxes and mesne profits and obtaining possession. As the party was negotiating for settlement of the suit, no further proceedings were taken in the matter.

(17) *Suit No. 1767 of 1952 regarding a portion of land admeasuring 200 sq. yds. in Scheme 56 Dharavi.*—This was filed for obtaining possession and recovery of rent and taxes and mesne profits. The defendant paid the Municipal Claim and the Suit was allowed to be dismissed.

(18) *Suit No. 1768 of 1952 regarding 2 portions of land admeasuring 250 and 200 sq. yds., respectively at Body Guard lines, Mahalaxmi Flats.*—This was filed for obtaining possession, recovery of arrears of rent and taxes and mesne profit. As negotiations for settlement were proceeding between the parties, no further proceedings were taken in the matter.

(19) *Suit No. 2061 of 1952 regarding a portion of land admeasuring 355Sq. Yds. on Plot No. 4A, Scheme No. 60, Naigaum Estate.*—This was filed for obtaining possession, recovery of arrears of rent and taxes and mesne profits. The defendants were ordered to vacate premises on or before 30th September 1953 and also to pay the decretal amount.

(20) *Suit No. 2168 of 1952 regarding property known as Military Structures at Worli Hill, Scheme 58.*—This was filed for obtaining possession and recovery of arrears of rent and taxes and mesne profits. Consent decree was passed by the Court whereby the defendant was allowed to continue as monthly tenant of the Plaintiff and was ordered to Pay the decretal amount.

(21) *Suit No. 2433 of 1952 regarding two portions of land admeasuring 310 and 220 sq. yds. on Plot No. 5, Scheme 6, Sion-Matunga Estate.*—This was filed for obtaining possession and recovery of rents and taxes and mesne profits. Consent decree was passed whereby the defendant was ordered to vacate the premises on or before 31st July 1956 and to pay the decretal amount.

(22) *Suit No. 2720 of 1952 regarding property consisting of 3 floors at Chunam Kiln Lane in Case No. 90, Scheme 37.*—This was filed for obtaining possession and recovery of rent and taxes and mesne profits. As negotiations for settlement were started Suit was kept pending.

(23) *Suit No. 3369 of 1952 regarding two portions of land on Plot No. 233, Scheme 60, Naigaum Estate.*—This was filed for obtaining possession and recovery of arrears of rent, taxes and mesne profits. The Court ordered the defendant to vacate the premises on or before 31st October 1953 and to pay the decretal amount. Steps in execution were being taken.

(24) *Suit Nos. 1476 and 2158 of 1952 regarding (1) piece of land on Plot A admeasuring 2,000 sq. yds. on King Edward Road, (2) portion of land admeasuring 334½ sq. yds. in Cases Nos. 1949 and 950, Scheme 57, Wadala Village.*—These suits were filed for obtaining possession and recovery of arrears of rent and mesne profits. Consent decrees were passed ordering the defendants to vacate on or before 31st March 1955 and 31st December 1954, respectively.

(25) *Suit No. 2421 of 1952 regarding portion of land admeasuring 1,124 sq. yds. in Plot Nos. 239 and 240, Scheme 60, Naigaum Estate.*—This was filed for obtaining possession and recovery of arrears of rent and taxes and mesne profits. Consent decree was passed whereby the defendant was ordered to vacate the premises and pay the decretal amount on or before 30th September 1955.

(26) *Suit No. 2719 of 1952 regarding piece of land admeasuring 220 sq. yds. under Arch. No. 24, Mahalaxmi Over-bridge.*—This was filed for obtaining possession and recovery of arrears of rent and taxes. The defendants were ordered to vacate on or before 31st March 1953 and to pay the decretal amount. As they failed to vacate as well as to pay the decretal amount, steps in execution of the Decree were being taken.

(27) *Sui No. 3057 of 1952 regarding piece of land admeasuring 301 sq. yds. on Plot L Scheme 37 Sydneham Road Estates.*—This was filed for obtaining possession and recovery of arrears of rent and taxes. Possession of the property was taken and municipal dues were recovered.

(28) *Suit No. 1320 of 1953 in respect of two pieces of land admeasuring about 2,500 sq. yds. and 200 sq. yds. respectively of Golanji Hill Estate.*—This was a suit for recovery of possession and arrears of mesne profits. Decree was passed on 10th March 1954 in pursuance of which the defendant was ordered to give vacant possession of the said two pieces of land to the Plaintiffs on or before the 10th April 1954 and also to pay the decretal amount.

(29) *Suit Nos. 1810, 2018 of 1953 and 239, 359, 468, 490, 495, 767 and 768 of 1954 regarding plots admeasuring (1) 10 sq. yds and 114 sq. yds. in Plot 29, Scheme 37, (2) 700 sq. yds. in Case 253, Scheme 56, (3) 288 sq. yds. in Plot T, Scheme 37, (4) 972 sq. yds. Case No. 203, Scheme 56, (5) 676 sq. yds. on Plot No. 48K, Scheme 31, (6) 1,385 sq. yds. at Arthur Road off Snahiti Nagar, (7) 2,084 sq. yds. for set back in front of premises No. 192, Sk. Memon Street, (8) 361 sq. yds. Plot No. 4, Scheme 60 and (9) 100 sq. yds. Plot No. 52, East Agripada North Estate.*—These Suits were filed for obtaining possession and recovery of arrears of rent and taxes and mesne profits and the same were pending.

(30) *Suit No. 1981 of 1953 regarding a portion of land admeasuring 84 sq. yds. in Site, No. 3 Row No. 8B, Stion Play Ground Scheme 6.*—This was filed for obtaining possession, recovery of arrears of rent and taxes and mesne profits. Decree to vacate on or before 7th October 1954 was passed and the defendant was also ordered to pay the decretal amount.

(31) *Suit No. 2436 of 1953, regarding piece of land admeasuring 1,200 sq. yds. in Case No. 775, Scheme 57, Sewri Cross Road.*—This was filed for obtaining possession and also recovery of arrears of rent, municipal taxes, U. I. P. taxes and mesne profits. Decree was passed whereby it was agreed that the same should not be executed till 31st March 1955.

GENERAL

(1) *Construction of additional floors on buildings on lease hold plots and motor garages, storage tanks, pump houses, etc., in the compulsory open spaces of leasehold plots.*—During the year under review, permissions were granted as detailed in the statement below for the different purposes stated therein:

Description	No. of plots	Amount	
		Premium	Ground rent
		Rs.	Rs.
Motor garage	20	28,132	872
Additional floors	46	1,47,044	3,788
Change of user	12	...	1,684
Storage tanks and pump houses etc.	25	12,493	907

(2) *Extension of building period for plots leased on ground rent basis.*—By their Resolution No. 294, dated the 28th June 1951, the Corporation had accorded general sanction to the extension of the building period upto 31st March 1953 in case of plots leased on ground rent basis in the various Ex-Improvement Trust Estates on the grounds that the position with regard to availability of building materials was not easy and the Building Tenants were finding it difficult to put up permanent structures on the plots. As there was no substantial improvement regarding the availability of the building materials, the Corporation under their Resolution No. 205, dated the 18th June 1953, approved the grant of a further extension for one year ending 31st March 1954 on the clear understanding that no further time would be given and that if the Building Tenants were not in a position to build within the stipulated period, they might surrender the plots.

(3) *Retention of temporary structures on Ex-Trust plots.*—Under their Resolution No. 295, dated the 28th June 1951, the Corporation had sanctioned the retention of temporary structures on ex-Trust plots constructed during war time and the period immediately following it upto 15th February 1953. The Building Tenants in a majority of cases were unable to take steps for the removal of the temporary structures which were occupied by tenants to whom they were unable to evict under the Rent Restriction Act. In view of the difficulties experienced by these Building Tenants, the Corporation by their Resolution No. 642, dated the 21st September 1953 accorded their approval to allow temporary structures on ex-Trust plots to be retained for a further period of one year, each case being considered on its own merits.

(4) *Watchmen's cabins on Ex-Trust plots.*—The Corporation under their Resolution No. 119, dated the 4th May 1953 approved of the general policy to permit free of extra ground rent or premium a moveable wooden cabin not exceeding 3' x 3' for a watchman in the compulsory open space of plot in Ex-Trust and Shivaji Park Estates, permanently leased or agreed to be leased for residential purposes.

(5) *Construction of galleries on the additional floors on ex-Trust plots.*—Pursuant to the policy of the Corporation to permit additional floors over ex-Trust plots subject to certain conditions, a number of Architects and Lessees represented that construction of galleries on the additional floors projecting over the compulsory open spaces may be permitted as on the lower floors. The Corporation under their Resolution No. 856, dated the 16th November 1953 accorded sanction to permit construction of galleries on the additional floors subject *inter alia* to the condition that their width shall not exceed 4'-6" and that the total length of the galleries shall not exceed 16 2/3rd per cent. of the perimeter of the sanctioned building area. It was further decided not to charge any fees if the total perimeter of the galleries did not exceed 12½ per cent. of the perimeter of the sanctioned building area. Galleries in excess of 12½ per cent. but not exceeding 16 2/3rd per cent. will be permitted on payment of fees for the excess area on the basis of 1/4th the rate at which the plot is leased.

(6) *Retention of lofts in shops in buildings on plots on ex-Trust Estates.*—The Corporation under their Resolution No. 1415, dated the 22nd February 1954, accorded their sanction to the modification of Rule No. 18(7) of the Building Rules for ex-Trust Estates governing the use of galleries or lofts in shops in buildings on ex-Trust plots being allowed so as to lay down a condition that the same shall not be permitted to be used for any purpose other than that for storage.

(7) *Checking encroachments etc., on compulsory open spaces.*—In about 201 cases, the lessees of plots in ex-Trust Estates were found to have made encroachments on compulsory open spaces and had allowed change of user in their properties. In all such cases, action to remedy such irregularities was in progress and in few cases where they were considered to be technical in nature, they were got regularised by recovery of extra premium or ground rent.

(8) *Plots unbuilt upon.*—At the end of the year, about 442 plots, possession of which was already given to the parties, were lying vacant as they could not start construction work on account of scarcity of building materials and their prohibitive prices. There were also about 468 plots measuring 8,50,301 square yards agreed to be leased but possession of which could not be handed over to the Building Tenants either on account of temporary lettings standing thereon or due to want of proper access or drainage arrangements. The annual ground rent of them would amount to Rs. 11,35,478.

(9) *Recovery of rents from Municipal employees occupying Municipal tenements.*—Recovery of rents from Municipal employees numbering about 2,100 occupying Municipal tenements or A. R. P. Buildings were used to be recovered in cash by the Rent Collecting staff. A large number of these Municipal employees always used to remain in heavy arrears and practical difficulties sometimes cropped up when legal action was taken against them. With a view, therefore, to keeping the arrears under control and ensuring regular recoveries, it was decided to effect the recoveries of arrears of rent and electric charges through the paysheet of the employees concerned inconvenient monthly instalments along with the current rents from April 1953. Cash or cheques for such recoveries effected through paysheets are being paid by the Chief Accountant directly into this department. This has resulted in reducing the arrears of Municipal employees to a considerable extent.

(10) *Reorganisation.*—Further implementation of the recommendations made by Messrs. Ibcons Ltd., on the reorganisation of this Department in their Report No. 21 was continued during the year. Another Report No. 22 covering the clerical sections and the Acquisition was received in June 1953 and implementation of the recommendations contained therein was also taken up during the year under report.

Progress of implementation is indicated in the Management control indices furnished below —

Report No. 21.

Period	Actual staff	Standard staff	Index
Reference	629	449	71.5
March 1953	612	449	73.4
March 1954	545	449	82.4

Report No. 22.

Period	Actual staff	Standard staff	Index
Reference	170	113	66.5
March 1954	167	113	67.5

Further progress was awaited.

Both the outdoor and indoor staff worked efficiently and well.

N. D. BARIA,
Estate Agent and Land Manager.

APPENDIX "A" Capital Account. Figures in Lakhs.

Particulars.	1950-51		1951-52		1952-53		1953-54	
	In the year.	To end of the year.	In the year.	To end of the year.	In the year.	To end of the year.	In the year.	To end of the year.
RECEIPT.								
Loan	...	1,736.9	...	1,735.90	...	1,736.90	...	1,736.90
Discount or Premium	...	-14.2	...	-14.20	...	-14.20	...	-14.20
Sale Proceeds	8	632.1	8.26	640.36	12.28	652.64	14.37	667.01
Appropriation from General Account	-4.12	206.24	+2.58	203.66	-5.89	-209.55	-1.10	-209.65
Special contribution from Government...	...	54.0	...	54.00	...	54.00	...	54.00
Release of Debentures lodged with Govt.	...	42.6	...	42.60	...	42.60	...	42.60
Extraordinary receipts	...	25.1	...	25.10	...	25.10	...	25.10
Miscellaneous
Total	3.88	2,270.26	10.84	2,284.10	-6.39	2,287.49	-14.27	2,301.76
EXPENDITURE								
I.—On Govt. and Municipal Property—								
Schedule 'W'	...	13.5	...	13.50	...	13.50	...	13.50
Do. 'X'	...	16.2	...	16.20	...	16.20	...	16.20
Do. 'Y'	...	4.7	...	4.70	...	4.70	...	4.70
Police Accommodation Schemes	...	91.6	...	91.60	...	91.60	...	91.60
Total	...	126.00	...	126.00	...	126.00	...	126.00
II.—On the Trust own acquired lands—								
Cost of Management and Estab.	3.58	196.47	3.83	200.30	2.28	202.58	2.98	205.56
Acquisition of land	.01	979.87	.37	930.24	.17	980.41	.99	981.40
Chawls	9.59	142.77	12.80	155.57	6.85	162.42	10.67	173.09
Roads	17.48	455.04	16.71	471.75	9.20	480.95	8.71	489.66
Other works	6.34	35.27	6.40	41.61	3.33	45.00	6.04	51.04
Mill companies chawls	...	7.70	...	7.70	...	7.70	...	7.70
Total	37.00	1,817.12	40.11	1,857.23	21.83	1,879.06	29.39	1,908.45
III.—Miscellaneous—								
Office Buildings	...	4.50	...	4.50	...	4.50	...	4.50
Other items	...	12.30	...	12.30	...	12.30	...	12.30
Total	...	16.80	...	16.80	...	16.80	...	16.80
IV.—Disposal of Profits								
V.—Debentures lodged with Govt.								
VI.—Repayment of Loans								
Total	37.00	2,100.97	40.11	2,141.08	21.83	2,167.91	29.39	2,192.30
Balance	-33.12	169.29	29.27	140.02	15.44	124.58	15.12	109.46

APAENDIX "B"

Analysis of General Account

(Figures in columns 2 to 12 show in lakhs.)

Year.	RECEIPTS						EXPENDITURE					Balance appropriated Capital account.	REMARKS.
	Rents.	Municipal contribution.	Share of tobacco duty.	Interest on investment.	Miscellaneous.	Total.	Maintenance.	Municipal rates and taxes.	Interest and sinking fund.	Miscellaneous.	Total.		
(1)	(2)	(3)	(3A)	(4)	(5)	(6)	(7)	(8)	(9)	(10)	(11)	(12)	(13)
	Rs.	Rs.	Rs.	Rs.	Rs.	Rs.	Rs.	Rs.	Rs.	Rs.	Rs.	Rs.	
1898-1899	1.9	1.9	1.1	0.1	1.8	
1899-1900	0.7	0.8	...	1.5	0.2	0.2	0.4	1.1	
1900-1901	0.9	4.8	...	1.6	...	7.3	0.3	0.2	2.7	4.6	Rent received in 1898-99 was mainly rent under Schedule 'Z'
1901-1902	1.2	4.8	...	1.5	...	7.5	0.4	0.2	2.2	...	3.1	4.4	
1902-1903	1.4	5.0	...	3.5	...	9.9	0.4	0.2	4.1	...	4.7	5.2	
1903-1904	2.6	3.5	...	2.3	...	8.4	0.4	0.4	5.7	0.1	6.6	1.8	
1904-1905	5.8	2.0	...	2.7	...	10.5	0.7	0.9	8.1	0.1	9.8	0.7	
1905-1906	9.7	2.5	...	1.9	...	14.1	1.4	1.3	10.1	0.1	12.9	1.2	
1906-1907	8.5	3.0	...	2.1	0.1	13.7	1.9	1.1	11.2	0.1	14.3	-0.6	
1907-1908	8.1	3.6	...	2.4	0.1	14.2	2.2	1.0	12.1	0.1	15.4	-1.2	
1908-1909	9.4	4.5	...	1.2	0.1	15.2	2.5	0.8	13.0	0.1	16.4	-1.2	
1909-1910	11.4	7.8	...	1.5	0.2	20.9	*3.3	1.0	16.0	0.1	20.4	0.5	*Includes interest paid to Government and the Municipality under Section 68 (1) of the old Act as shown below :-
1910-1911	14.4	8.9	...	1.5	0.1	24.9	*3.1	1.0	19.1	0.1	23.3	1.6	
1911-1912	16.6	8.6	...	2.2	0.1	27.5	*3.0	1.3	20.2	0.1	24.6	2.9	
1912-1913	18.0	9.2	...	2.0	...	29.2	*2.7	1.0	20.5	0.1	24.3	4.9	
1913-1914	20.9	9.3	...	2.5	...	32.7	*2.4	1.2	21.4	0.3	25.3	7.4	
1914-1915	23.0	9.8	...	1.5	0.1	34.4	2.7	1.5	22.4	0.3	26.9	7.5	
1915-1916	24.3	10.2	...	1.5	...	36.5	2.9	1.6	23.8	0.3	28.6	7.9	
1916-1917	27.2	11.0	...	2.5	0.1	40.8	3.1	1.7	25.8	0.2	30.8	10.0	
1917-1918	29.8	11.0	...	2.9	0.1	43.8	3.6	1.7	25.6	0.2	31.1	12.7	
1918-1919	33.2	11.5	...	2.0	0.1	46.8	3.6	2.0	25.2	0.2	31.0	15.8	
1919-1920	35.7	15.2	...	1.7	0.2	52.8	3.7	2.2	24.1	0.6	30.6	22.2	
1920-1921	37.5	15.7	...	5.4	0.5	59.1	4.0	2.4	29.4	1.0	36.8	22.3	
1921-1922	43.4	15.8	...	5.4	0.4	65.0	6.4	2.9	52.6	0.6	62.5	2.5	
1922-1923	45.0	17.9	...	4.9	0.1	67.9	7.9	3.5	64.1	0.5	75.0	-7.1	
1923-1924	44.2	19.1	...	7.6	0.2	71.1	9.6	3.2	74.2	0.6	87.6	-16.5	
1924-1925	50.5	20.2	...	6.4	0.4	77.5	9.0	4.4	80.6	0.6	94.6	-17.1	
1925-1926	48.7	22.3	...	6.8	0.2	78.0	8.6	3.4	93.7	0.2	105.9	-27.9	
1926-1927	49.5	22.4	...	7.2	3.2	82.3	9.6	3.6	90.5	-0.3	103.4	-21.1	
1927-1928	48.5	23.1	...	6.3	2.3	80.2	11.3	3.8	90.2	...	105.3	-25.1	
1928-1929	47.6	23.0	...	3.8	1.0	75.4	10.6	2.7	90.4	...	103.7	-28.3	
1929-1930	51.0	22.9	...	2.7	0.1	76.7	10.2	2.9	89.3	...	102.4	-25.7	
1930-1931	50.2	23.1	...	2.7	0.2	76.2	10.2	3.4	92.1	...	105.7	-29.5	

Year.	Government. Rs.	Municipality. Rs.	Total. Rs.
1909-10	65,350	41,241	1,06,591
1910-11	46,440	37,841	84,281
1911-12	61,858	37,276	99,134
1912-13	68,194	37,431	1,05,625
1913-14	54,644	27,668	82,312
Total	2,96,486	1,81,457	4,77,943

* Includes an amount of Rs. 1.23 lakhs still to be adjusted.

Year	1931-1932	1932-1933	1933-1934	1934-1935	1935-1936	1936-1937	1937-1938	1938-1939	1939-1940	1940-1941	1941-1942	1942-1943	1943-1944	1944-1945	1945-1946	1946-1947	1947-1948	1948-1949	1949-1950	1950-1951	1951-1952	1952-1953	1953-1954	Total to the end of 1953-1954	
INDEX	49.3	49.3	49.2	50.4	50.3	51.2	50.6	52.0	53.5	52.5	52.3	54.2	54.7	60.0	60.3	60.1	67.9	59.0	60.7	59.4	60.8	63.58	63.13	2115.21	
	23.5	23.5	32.9	33.4	33.4	32.2	34.4	34.3	37.1	35.7	36.9	24.7	26.3	27.3	28.4	30.0	30.0	31.7	32.9	34.4	36.3	35.84	36.99	1104.03	
	7.4	11.4	10.9	9.8	11.8	12.4	10.4	9.9	5.4	10.0	4.1	10.0	10.0	7.5	8.6	9.2	2.0	10.0	10.0	7.42	10.0	10.0	198.22	198.22	
	1.4	1.1	3.3	2.8	4.9	4.6	4.2	3.4	3.9	4.0	4.0	4.0	4.4	4.3	4.7	5.5	5.4	5.9	5.8	5.8	5.32	5.25	198.87	198.87	
	0.1	0.1	0.1	0.1	0.2	0.6	0.4	0.4	0.6	0.3	0.3	0.4	0.3	0.5	0.3	0.3	0.6	0.7	0.5	0.6	0.73	0.66	18.59	18.59	
	74.3	81.4	97.4	98.5	96.4	100.3	102.6	101.3	104.3	98.1	103.5	87.3	95.4	102.0	101.0	103.7	112.9	98.7	110.2	110.3	113.5	112.89	121.03	3630.92	
	10.5	11.8	7.5	9.6	9.5	10.3	10.5	15.0	16.1	18.1	14.3	14.4	15.2	17.3	20.0	23.1	24.2	31.0	29.8	32.1	28.5	33.8	37.49	582.09	
	3.3	3.0	4.4	4.2	3.8	3.6	3.3	3.2	3.4	3.6	3.4	3.2	3.2	4.1	4.4	4.6	4.4	4.7	4.7	4.9	5.9	9.1	7.5	158.6	
	94.3	96.5	98.2	98.6	102.3	85.2	83.1	80.9	80.2	80.0	79.6	79.5	78.1	77.6	77.6	77.1	77.0	76.3	77.4	76.5	75.89	76.15	3067.54	3067.54	
	20.8	20.8	20.8	20.8	20.8	20.8	20.8	20.8	20.8	20.8	20.8	20.8	20.8	20.8	20.8	20.8	20.8	20.8	20.8	20.8	20.8	20.8	20.8	32.4	32.4
	108.1	111.3	110.1	112.4	136.4	99.1	96.9	99.1	99.7	102.0	97.7	103.5	97.9	99.5	102.0	104.3	105.7	112.7	110.8	114.4	110.9	118.79	125.14	3840.63	
	-33.8	-29.9	-12.7	-13.9	-40.0	+1.2	+5.7	+2.2	+4.6	-3.9	+5.8	-16.2	-2.5	+2.5	-1.0	-0.6	+7.2	-14.0	-1.6	-4.1	+2.6	-5.9	-1.1	-209.71	

Particulars of Municipal (Improvements) Chawls, Capital Cost, Net Annual Returns

Serial No.	Name of the Chawl.	Year in which the site of chawls appropriated or construction of chawls.	Total area of the site of chawls sq. yds.	Rate per sq. yd. as in the year given in column 5.	Value of the site (cols. 4 & 5)	Constructional cost of the chawls including 7½ per cent. for management and establishment.	Cost of work, value of the land and management and establishment (columns 6 and 7).	Interest and Sinking fund charges on Capital outlay at 4.51 per cent. on column 8 up to 1919 and thereafter at 6.35 percent.	Gross annual rent.	Annual profit + or loss - i.e. 25.6 per cent. of column 10-9.
(1)	(2)	(3)	(4)	(5)	(6)	(7)	(8)	(9)	(10)	(11)
			Sq. Yds.	Rs.	Rs.	Rs.	Rs.	Rs.	Rs.	Rs.
1	1-4 Agripada A Chawls	1900	7,285	7	50,995	1,85,505	2,36,500	10,903	24,488	-4,634
2	5-16 Do. B do.	1903	11,925	6	71,550	5,41,639	6,13,189	28,269	60,813	-12,701
3	31-32 } 38-40 } 45-46 } Do. C do.	1903	6,251	6	37,506	2,79,182	3,16,688	14,599	32,636	-6,244
4	19-24 Chandanwadi Chawls	1904	9,664	15	1,44,960	3,76,915	5,21,875	24,059	68,388	-6,552
5	25-27 } 29,30 & 31 } Imanwada A Chawls	1905	13,442	13.8	1,81,467	4,98,562	6,80,029	31,349	68,061	-15,408
6	50 Do. B do.	1905	949	13.8	12,811	19,368	32,179	1,483	6,018	-1,039
7	33-37 Mandvi-Koliwada Chawls	1908	4,169	75	3,12,675	2,76,040	5,88,715	27,140	65,746	-10,309
8	52 Workmen's Cottages, Matunga	1905	944	5	4,720	12,083	16,803	774	1,293	-443
9	17-18 Naggada A Chawls	1903	2,569	7	17,983	8,2358	1,00,341	4,626	11,448	-1,695
10	39 Do. B do.	1904	2,099	7	14,693	99,776	1,14,469	5,277	11,448	-2,346
11	28 Princess Street Chawls	1907	1,480	30	44,400	42,412	86,812	4,002	6,096	-2,442
12	42-44 } 47-49 } Suparibaug Chawls	1910	8,081	4.8	36,364	3,39,878	3,76,242	17,345	34,200	-8,590
13	52-57 Chinch Bunder Chawls	1913	8,496	26.66 (d)	2,26,560 (e)	3,79,622	6,06,182	27,945	60,214	-12,530
14	86-95 Cottage Blocks (old)	1920	2,780	10	27,800	36,069	63,869	4,056	3,108	-3,260
15	58-61 Mabar Chawls	1921	4,181	15	62,715	4,39,814	5,02,529	31,911	29,183	-24,440
16	62 Peons Chawls	1921	3,419	15	51,285	1,70,863	2,22,148	14,106	12,980	-10,783
17	63-66 Mominpura Chawls (Old)	1921	7,760	15	1,16,400	4,31,655	5,48,055	34,801	24,926	-28,420
18	67-72 Three-room tenements, Scheme 5	1922	5,609	6	33,654	2,64,717	2,98,371	18,946	14,532	-15,226
19	73-78 Two-room tenements, Scheme 6	1922	4,234	6	25,404	2,91,972	3,17,376	20,153	17,775	-15,603
20	79-85 Cottage Blocks (new)	1922	7,808	6	46,848	69,312	1,16,160	7,376	2,842	-6,649
21	Blocks. 1-19 Bellasis Road Chawls	1922	35,704	19	6,78,376	25,75,065	32,53,441	2,06,594	1,89,669	-1,58,038
22	1-16 Mangron Chawls	1922	29,081	10	2,90,810	21,77,079	24,67,889	1,56,711	1,19,896	-1,26,017
23	1 Mominpura Chawls (New)	1923	3,911	20	78,220	3,14,276	3,32,496	24,923	21,884	-19,321
24	1-23 Love Lane Chawls	1925	13,367	18.8	2,47,289	11,36,407	13,83,696	87,865	89,994	-64,827
25	1-10 Sydenham Road Chawls	1925	12,795	16	2,04,720	7,78,071	9,82,791	62,407	60,077	-47,027
26	1-2 Palton Road Chawls	1940	3,255	25	81,375	2,32,503	3,13,878	19,931	69,653	-30,124
27	3 Palton Road Chawl	1952	1,856	50	92,777	3,48,544	4,41,321	28,024
	Total	...	2,13,114	...	31,94,352	1,23,99,687	1,55,94,044	9,15,575	11,01,350	-6,33,629

- a) Rs. 8-0-0 for 8 larger rooms (double rooms having partition inside)
 (b) Represents looms.
 (c) This figure represents the value at Rs. 40 per sq. yd. of the site situated between the 25' road and the Railway and measuring 5664 sq. yds.
 (d) This figure is arrived at by dividing (c) by 84% yds.

- A- Includes rooms rent free in lieu of H.R.A. Sweepers.
 B- Rooms used for Office & Stores.
 C- do temporarily occupied by Schools.
 D- do occupied by Chawl Supds. quarters including Office & Store.
 E- do do do Shops.
 F- do do do Gymnasium.
 G- do do do Godowns.

Statement showing dishousing and rehousing operations on the Trust

YEAR.	NUMBER OF TENEMENTS DEMOLISHED UP TO THE END OF THE YEAR			NUMBER OF TENEMENTS PROVIDED UP TO								
				MUNICIPAL BUILDINGS			(1) IN POLICE ACCOMMODATION, SCHEMES (2) IN POORER CLASSES DO. DO. (3) BY MILL COMPANIES AND (4) IN B. D. D. CHAWLS					
	One room.	Two room.	Larger.	Total Col. (2) to (4).	Perma- nent chawls.	S. P. Sheds.	Total Col. (6) and (7).	One room.	Two rooms.	Larger.	Servants quarters.	Total Col. (9) to (12).
(1)	(2)	(3)	(4)	(5)	(6)	(7)	(8)	(9)	(10)	(11)	(12)	(13)
1898-99 to 1951-52.	29,355	5,479	3,664	38,498	10,277	3,936	14,213	18,198	160	349	163	18,870
1952-53	144	144	86	67	153
1953-54	1	1	...	54	54
Total	29,800	5,479	3,664	38,643	10,363	4,057	14,420	18,198	160	349	163	18,870

C.
Number of tenements, full letting value and permissible actual population.

Percentage of net annual return 25.6 of col. (10) of Capital cost (col. 8).	Total Number of rooms- Column 18+19.	Number of floors including ground floor.	Floor area of tenements including verandah.	Rent per room as on 31-3-1954.	Economic rent	Number of rooms living purposes.	Number of rooms let for Shops, Godowns, or Municipal purposes.	Total population	Equivalent Adults.	Maximum permissible population in adults.		Population per acre in largest groups per column No. 20.
										Population per tenement.	Total population.	
(12)	(13)	(14)	(15)	(16)	(17)	(18)	(19)	(20)	(21)	(22)	(23)	(24)
2.65	312	3	Sq. ft. 175	Rs. 5 12	8 14 0	276	1-B, 5-D & 30-E	2,695	2,391	5	1,375	1,396
2.54	658 288	4	110 142	(a) 8 0 4 15 5 6	7 10 0 8 1 0	926	23-E	2,185	2,135	4	3,708	
2.64	433	4	177	5 6	8 12 0	414	18-E, 1-F	4,628	4,478	5	2,065	1,762
3.35	674	4	125	7 10	10 6 0	633	2-D, 9-E	4,033	2,840	4	2,656	
2.56	857	4	135	Rs. 6-6-0, 6-10-0, 6-14, 6-14	9-13, 10-1, 10-5	846	2-B, 4-C & 5-D	4,111	3,838	4	3,380	1,273
2.86	30	4	160	Rs. 6-6-0, 6-14	Rs. 9-13 10-1, 10-5	30
1.97	278	4	176	8 5	17 5 0	222	30-E, 26-G	1,562	1,314	5	1,110	1,245
2.92	15	1	120	7 3	12 7 0	4 1/2	67 1/2	...
2.56	144	4	148	6 10	9 10 0	144	...	1,945	1,792	5	720	1,732
1.8	144	4	160	6 10	9 10 0	144	3 1/2	504	
2.32	64	4	136	7 15	14 2 0	64	...	472	405	4	256	...
2.54	481	4	176	5 13	9 4 0	479	1-B, 1-C	3,024	2,850	4 1/2	2,155 1/2	...
1.25	405	2	176	6 7	13 6 0	372	33-C	2,407	2,125	3 1/2	1,302	1,212
1.48	14	1	275	18 8	38 0 0	5	70	...
1.49	325	4	176	7 6	13 12 0	320	4-E	4,280	2,945	5	1,600	...
1.16	134	4	175	8 3	15 13 0	131	1-E, 1-E	1,267	956	5	655	...
1.24	246 (b) 160	4	175	7 3	13 8 0	241	6-D	2,642	2,036	5	1,200	1,534
1.43	36	3	562	Rs. 30-15-34 & 36-1	Rs. 55, 60 & 65
.62	72	3	338	Rs. 22-10-20-9, Rs. 17-8	Rs. 35, 33, 32
1.49	10	3	325	Rs. 23-11	35
1.24	1,549	1	176	Rs. 8-3, 14-4, & 9-12	Rs. 16-5, 18-6, 17-14	1,513	20-C, 7-D & 9-E	8,222	6,720	5	7,565	...
1.43	1,305	4	176	Rs. 7-3, 7-11	Rs. 15-6, 15-14	1,263	36-C, 4-D & 2-E	7,626	6,741	5	6,350	...
1.66	234 (b) 54 821	4	176	Rs. 7-3	13 8 0	227	7-E	1,974	1,462	5	1,140	...
1.56	391	4	176	Rs. 8-12 9-4, 9-12, 10-4, 10-12, Rs. 8-12, 9-4, 9-12, 18-8, 19-9 & 20-9	Rs. 15-9, 16-1, 16-9, 17-1, 17-9, Rs. 15-7, 16, 16-8, 32, 33, 35	792	6-D, 22-E, & 1-F	5,194	4,845	5	3,060	...
2.36	156	4	180	Rs. 8-3, 8-12, 9-4, Rs. 25.62	Rs. 15-7, 16, 16-8 Rs. 35	125	1-B, 1-C, 1-D & 1-E	2,437	2,240	5	1,025	...
	86	4	180	76	24-E, 7-G 4-E, 6-G	1,304	924	5	630	...
	10,376	62,008	53,037

• 5-B, 61-C, 35-D, 180-E, 4-F, 66-C.

D.
Estates since the commencement of the Trust.

THE END OF THE YEAR										NET ADDITION (+) OR REDUCTION (-)	
IN LESSEES' BUILDINGS										In the year cols. 23-5.	To end of the year.
One room.	Two rooms	Larger.	Servants' quarters.	Total cols. 14 to 17	One room cols. 8+9+14.	Two rooms cols. 10+15.	Larger cols. 11+16.	Servants' quarters cols. 12+17.	Grand Total cols. 19 to 22.		
(14)	(15)	(16)	(17)	(18)	(19)	(20)	(21)	(22)	(23)	(24)	(25)
18,064	8,846	10,391	2,220	39,521	50,475	8,292	10,740	2,383	72,614	34,106	34,106
...	34	67	...	101	153	34	67	...	254	110	110
2	115	388	...	505	56	115	388	...	559	558	558
18,066	8,995	10,846	2,220	40,127	50,684	8,441	11,195	2,383	73,417	34,774	34,774

WATER WORKS

(1) Shri K. B. Carnac, B.E., M.Inst. C.E., M.I.E., was Hydraulic Engineer upto 21st March, 1954. and Shri P. J. Bhiwandiwala, B.E. (Mech.), A.M.I.E. (India) acted as Hydraulic Engineer during the remaining period of the year.

(2) The report is arranged as under:—

- I.—City's Water Supply System.
- II.—Supply Statistics.
- III.—Lakes and their Statistics.
- IV.—Outside City Branch.
- V.—Distribution Branch.
 - (a) Ordinary Section,
 - (b) Waste Prevention Section,
 - (c) Meter Section.
- VI.—Maintenance Branch.
- VII.—Construction Branch.
- VIII.—Works Branch.
- IX.—Survey and Design Branch.
- X.—Standards Branch.
- XI.—Works of Interest.
- XII.—General.

I.—CITY'S WATER SUPPLY SYSTEM

(3) Bombay is supplied with water by gravity from three lakes, viz., Tansa, Vihar, and Tulsi. The Source of Supply. alignment of the trunk mains is as shown in the map in Appendix I.

(4) Water from the Tansa Lake is brought to the City by a masonry duct and two 72" steel mains. The Tansa Lake. masonry duct runs upto Ghatkopar following the contour of the country and is tunnelled through the intervening hills at 13 places, the valleys being crossed by 48" cast iron and 50" steel pipes in the form of inverted syphons. From Ghatkopar the duct supply is carried by two 48" cast iron mains known as the Old and New Tansa Mains. The Old Tansa Mains supply water to a part of E Ward, Parel, Kalachowky Sewree and Lamington Road (North), whereas the New Tansa Main feeds the Bhandarwada Hill Reservoir. The two 72" steel mains from the outlet well at Tansa meet the Kasheli Syphon (Old Duct Line) at Pogaon whence they run parallel to the syphon, crossing the Bassein creek on the new bridges over which the Bombay Agra Road also runs. At Bhandup they pass under the old masonry aqueduct and into the country between Vihar and Powai Lake. At Powai they are branched into two 57" mains and a 60" main. The two 57" mains cross the Bandra Creek on a bridge near Mahim Causeway whence they enter the City. The 57" East Main carries all its supply to the Malabr Hill Reservoir, whilst the bulk of the supply from the 57" West main is distributed direct to the G Ward, Tardeo, Gamdevi and a portion of Grant Road. The 60" Main from Powai to Ghatkopar carries a part of the supply from the 72" mains into the 48" Old and New Mains.

(5) A 48" main from the lake follows the alignment of the 60" chord between Powai to Saki road and Vihar Lake. passes through Kurla Town. At Chembur, it is reduced to a 32" diameter main which enters the City at Vincent Road. A 24" diameter branch is taken off from the 48" main near Kurla. This supplies water to Kurla and the North of the City (F Ward).

(6) The 24" Tulsi Main runs parallel to the 57" Tansa steel mains and supplies water to the Western Tulsi Lake. suburbs, viz., Bandra, Khar, Santacruz, Vile-Parle, Andheri and Marol.

II.—SUPPLY STATISTICS

(7) Appendices II and III give statistics of supply and quantity of water used for different purposes during the year. Appendix IV shows the total quantity of water brought to the City and Suburbs during the last 54 years and the quota per head based on census figures. The rainfall this year was above normal. The Tansa, Vihar and Tulsi Lakes recorded rainfalls of 107.97, 113.99 and 125.78 inches respectively. The Tansa Lake, the principal source of the City's water supply, overflowed continuously for one month. The Tulsi Lake also overflowed for about 6 weeks. The Vihar Lake did not overflow but the lake level registered was higher by 8 ft. than that recorded in the previous year. An average supply of 120.41 million gallons per day was given to the City during the year.

III.—LAKES AND THEIR STATISTICS

(8) Appendix V gives information regarding the catchment and the lake areas, full supply levels, rainfall overflow contents of the lakes, evaporation and absorption and losses etc. Appendix VI shows a graphical record of rainfall for the last sixty-seven years.

(9) The figures of evaporation losses recorded at the Lakes for the various months during the year under review are tabulated in Appendix VII.

IV.—OUTSIDE CITY BRANCH

(10) There were three major bursts in Outside City Division, viz., (a) 36" connection of 72" main with 60" Bursts and leaks steel main at Powai, (b) 32" Vihar main near its junction with the Sion-Trombay Road and on Trunk Mains. (c) 72" Tansa West Main in Kasheli Division.

The number of heavy leaks and minor leaks on trunk mains was 30 and 1140 respectively.

(11) 71 leaks occurred on the duct and syphons during the year. The repairs were carried out departmentally.
Repairs to Duct Line.

(12) 10,4,188 running feet of steel mains varying in sizes from 48" to 72" were painted in different divisions during the year as per details given below —

Division	Size of Main	Length R. ft
Salsette East	57" steel main in Ghatkopar Yard	200
Salsette West	57" East and West mains	27,605
Kasheli	50" Old Tansa Main	326
	48" New Tansa Main	1,274
	72" East and West Mains	23,303
Jamboli	72" East and West mains	19,800
Mandola	72" East and West Mains	31,680
Total		1,04,188

(13) 118 miles of embankments and cuttings, carrying the pipe lines and trolley tracks were maintained during the year. The work included repairs to 9 culverts, 13,341 sq. ft. of stone pitching, 66,782 c. ft. of earth filling and making up of the top of the embankments.

(14) Out of the total length of 81.5 miles of trolley track, about 64 miles were maintained regularly.

Trolley Track. The remaining length which is in the Syphons was not in regular use.

(15) The total number of structures in charge of this Department in the Outside City Division during the year was 142.

(16) 8 gardens in the Outside City Division, viz., at Tansa, Vehar Lake and Bungalow, Tulsi, Bhandup, Powai Yard, Ghatkopar Cross connection and Yard were maintained during the year.

(17) The rush of visitors to Tansa and Vehar Lakes on Sundays and holidays continued. This year the number of visitors to the two lakes was about 10,000 and 80,000 respectively. As usual, the Dak Bungalows were fully booked on Sundays and holidays by visitors. In order to increase the amenities at Vehar Lake, a children's park was constructed at a cost of Rs. 11,300. The area adjoining the waste weir was developed into a children's park containing a boat house, a giant's castle, children's playground with chutes, swings, drinking fountains, benches etc.

(18) The campaign against trespassing along the trolley track and in the catchment areas of the lakes was continued during the year and 433 heads of cattle were impounded and about 1000 driven out of the lake area. None of the Municipal land along the pipe line and duct line was closed to pedestrians or vehicular traffic for safeguarding the Municipal right of ownership.

(19) The scouring of the trunk mains was carried out in the year according to the usual programme.

Scouring trunk mains.
 (20) The work of extending the trolley track upto the filter house was taken up after the survey of the new alignment was completed. The work was in progress at the close of the year.

(21) The original estimate for the work of providing concrete blocks under the steel mains over a length of about 16 miles was subsequently revised to Rs. 42,58,000 and it was decided to provide concrete blocks over a length of 31 miles, 4 furlongs. During the course of the year under report, concrete blocks were provided over a length of six miles at a cost of Rs. 3,84,000 bringing the total length under concrete blocks to about 18 miles.

(22) The Ruston loco was in use during the year and covered a total mileage of 6,385 miles. The average cost of haulage worked out to about Re. 1 per mile. The National Diesel Locomotive, loco being beyond repairs, was auctioned.

(23) 6 heavy type and 8 light type motor trollies were maintained during the year at a total cost of Rs. 25,000. 2 light type were out of order for the major part of the year. One of them was scrapped and has been auctioned; the other was also scrapped but has not been disposed of yet.

(24) Water was sterilized by chloramine treatment, consisting of doses of ammonium sulphate solution and liquid chlorine, in case of Tansa, Vehar and Tulsi supplies. The supply through the 48" Vehar and 72" East and West Tansa mains was sterilized at the Central Chlorination Plant at Powai. The water supply through the duct line was chlorinated at the Bhandup and Ghatkopar cross-connection. The supply was sterilized at Tulsi lake after pre-treatment with potassium permanganate and filtration. The chlorine and ammonium doses were as under:—

Mains	Chlorination Station	Average Chlorine dose in part per million	Average Ammonia dose in part per million
72" Tansa East	Powai	0.75	0.15
72" Tansa West	Powai	0.75	0.15
48" Vehar	Powai	0.80	0.16
Tansa Duct	Bhandup	0.90	0.18
24" Tulsi	Tulsi	1.0	0.2

The total expenditure incurred on sterilization of Tansa, Vohar and Tulsi water including the cost of materials, chemicals, establishment etc.; was Rs. 2,75,000. The cost per thousand and per million gallons works out to 1.20 pias and rupees 6.25 respectively.

(25) 9 Venturi meters were maintained for recording the discharge of water through the various trunk mains. The Venturi meters were inspected by the manufacturers representatives and serviced once during the year.

(26) A new generating set for Tansa was installed along with the new switch-board and the same was working satisfactorily. The new accumulator set of 80 cells of batteries for Tansa Lighting Set was working satisfactorily. The old lighting set removed from Tansa was installed at Vohar after necessary repairs. Wiring work was in progress.

(27) The following extra ordinary Repair and Maintenance works were taken up from different grants, Extra ordinary works.

Description of work.	Amount
(1) Repainting the two 72" and 57" Tansa mains from Tansa to Bandra and also 60" mains from Powai to Chhatkopar, the 48" Vohar Main and 50" Lock bar steel mains in Syphons Nos. 7, 8, etc., and repainting 57" Main near Bandra Bridge.	80,000
(2) Repairs to Tulsi Filters	1,500
(3) Regrading the 24" Tulsi Mains	3,000
(4) Patch-plating the leaks on the steel mains Outside City	3,000
(5) Removing shrubs and grass from the down-stream side of the Tansa Dam	1,000
(6) Replacing planks over bridges and culverts in the Outside City Division with reinforced cement concrete slabs.	4,000
(7) Repairs to embankment carrying 48" Vohar Main at Kurla from Rasiwalla Bridge to Thana Road Cabin.	4,995
(8) Repairs to the coagulating tanks at Tulsi Filters	10,000
(9) Strengthening the expansion joints on steel mains in Outside City Division	4,000
(10) Repairs to the segmental concrete bedding under steel mains on abutment of open culverts in Outside City Division.	5,000
(11) Renewal of Penstock Gate and repairs to Syphon Head Chowky at Powai Syphon North	14,800
(12) Improving the embankment of trolley track between Mahim Cabin and Railway line in Bandra Creek.	4,350
(13) Renovating the Tulsi Catchment Channels	6,000
(14) Reconstruction of open top culvert in Mile 42/3 in the Powai Syphon	3,950
(15) Repairs to overbridges at Miles 8/1, 8/3, 16/2 and 22/0 in Jamboli Division (along the duct line).	3,000
(16) Renewal of teak wood planks over the foot bridges of New Kasheli Bridge	4,000
(17) Providing additional pitching and repairing the East side of the embankment carrying the 50" and the 48" Tansa Mains in Syphon No. 6 from Pagan to Pokharan Syphon head in Kasheli Division.	9,000

(28) During the year under report, there were five dispensaries working with one Medical Officer and four compounders. Attendance at these dispensaries was as follows, and the figures for 1952-53 are shown for comparison.

Dispensary	New Cases	
	1952-53	1953-54
(1) Chhatkopar	3,887	4,132
(2) Travelling	2,913	799
(3) Kapurbawdi	2,119	4,065
(4) Powai	1,606	2,040
(5) Tansa	2,418	2,474
Total	12,943	13,510

Thus, there was a 5 per cent. increase in the attendance of patients. The cost of medical aid for the Chhatkopar and Kapurbawdi Division was met from the departmental grant amounting to Rs. 9,000 and the cost of the dispensaries at Powai and Tansa was debited to the Vaitarna-cum-Tansa Scheme.

Malaria, Anaemia, Worms, Diarrhoea, Dysentery, Bronchitis and Skin diseases were the common ailments for which employees attended the dispensaries. Accidental injuries to the staff were also treated at the above dispensaries and temporary staff was examined for medical fitness before they were taken on work.

The percentages of Malaria cases during 1952-53 and 1953-54 on the total number of patients are given below :—

Dispensary	Percentage of Malaria Cases	
	1952-53	1953-54
(1) Chhatkopar	9.8	11.8
(2) Travelling	10.6	19.0
(3) Kapurbawdi	10.5	16.9
(4) Powai	17.76	6.0
(5) Tansa	14.7	10.5

Anti-malaria measures in the Northern divisions were intensified. All Municipal employees were given prophylactic doses of paludrine tablets during the months of September 1953 to January 1954.

This year there were fortunately no epidemics. A few cases of small-pox, chicken-pox, measles and mumps were noted and treated. Immediate contacts of small pox cases were re-vaccinated.

(29) During the year the Welfare Centre in the Salsette Division was maintained efficiently and following Welfare Centre Activities were carried out :—

(a) Literacy Class, (b) Hu-tu-tu, (c) Volley Ball, (d) Carroms, (e) Music and other indoor games.

Two film shows were also given by the Propaganda Officer and the Prohibition department of the Government of Bombay. The shows were largely attended and appreciated by the employees. Unfortunately owing to transport difficulties the employees working in the Northern divisions could not attend the shows. A request has been made to the Propaganda Officer to supply a projector for the Outside City Division for health propaganda work. Some articles of indoor games were supplied to the Northern divisions and a large number of staff was taking advantage of it.

V.—DISTRIBUTION BRANCH

(30) This branch consists of three sections, *viz.*, Ordinary, Waste Prevention and Meter. The Ordinary Section deals with the distribution and regulation of supply, requests from the public for connections and other water fittings, short supply complaints, court actions for enforcement of provisions of the Municipal Act, relating to public and private water supply.

The Waste Prevention Section deals with wastage in Municipal mains and fittings and in private premises and with the rewashing of leaky taps.

The Meter Section deals with the metering of private water supply and all questions arising therefrom.

PROGRESS OF IMPLEMENTATION OF IBCON'S REPORT

(31) The advice to entrust to one Inspector the Ordinary and Meter work of his ward was implemented in the case of 'B', 'F' (North), 'F' (South), 'G' (North) and 'G' (South) Wards in the previous year. During the year under review, the 'E' Ward was tentatively divided into two smaller Section *viz.*, E I (portion west of Victoria Garden Road) and E-II (portion east of Victoria Garden Road) and one Inspector was put in charge of Ordinary and Meter work of each of these sections. Inspector E-II in addition looked after the Meter work of 'C' Ward.

(a) Ordinary Section

(32) For the purposes of distribution of water, the City was divided into three main divisions, *viz.* Distribution of supply, the areas getting supply from the Malabar Hill Reservoir and Bhandarwada within City limits. Hill Reservoir and the areas getting direct supply (*vide* Appendix IX).

The Malabar Hill Reservoir which serves the areas coloured blue has a storage capacity of 32.5 million gallons. The high level areas of Ridge Road, Carmichael Road and Altamount Road (coloured orange) were served from the 60,000 gallons capacity elevated tank at Malbar Hill Reservoir, to which water was pumped by three electrically driven pumps, (two of 40 Horse Power each and one of 100 Horse Power) situated in the basement of the Control Room.

The Bhandarwada Hill Reservoir which serves the areas coloured yellow has a storage capacity of 20 million gallons. The high level localities of Dongri, Mandvi and Mazagaon were in addition served by the elevated tank at Bhandarwada Hill Reservoir having a capacity of 1.25 million gallons. The existing two 75 Horse Power electrically driven pumping sets were reinforced by one pumping unit of 275 brake horse power, which was put into commission in August 1953. As the additional pump is also not able to cope up with the demand, a proposal for installing another 275 brake horse power pumping unit is under consideration.

The 72" West Tansa main at Powai supplies water to the Bhandarwada Hill Reservoir through the 60" main connected to the 48" New Tansa main at Ghatkopar. The 57" West main from Powai to Malabar Hill Reservoir supplies water to the reservoir to the extent of 3 million gallons per day during non-supply hours. During supply hours, the main was utilised for giving direct supply to 'G' (North) and 'G' (South) Wards. The 48" New Tansa Main was utilised to boost the pressure in the 48" Old Tansa and the 24" and 32" Vihar mains for supplying the direct supply areas of 'F' (North) and 'F' (South) and part of 'E' Ward. The average daily supplies from the 57" East and West Tansa, the 48" New and Old Tansa and the 32" and 24" Vihar mains were as under :—

57" Tansa East Main	...	34.66 Million gallons per day.
57" Tansa West Main	...	25.11 Million gallons per day.
48" Tansa New Main	...	24.44 Million gallons per day.
48" Tansa Old Main	...	17.30 Million gallons per day.
32" Vihar Main	...	11.24 Million gallons per day.
24" Vihar Main	...	6.48 Million gallons per day.

(33) The distribution of water to all parts of the City as well as for extinguishing fires was regulated from the Babula Tank Control Station. This station, which controls the supply operations all over the City, is manned for 24 hours of the day and all variations in pressure at 22 cardinal places in the City and the level of water in the reservoirs are recorded in a Central Register every half an hour. The Control Station is connected by telephone extensions to the Central Fire Brigade Station, the Head Office at the Improvement Trust Building and to sub-control stations at the A. D. E. F. (South), G (South) Ward Offices and at Clerk Road, and by direct telephone lines to the remaining Sub-stations at Futka Tank, Lady Hardinge Road and Gokhale Road. In order to transmit messages quickly, two more telephone extensions from this board were installed during the year, one to the sub-control station at Clerk Road and the other to the Maintenance Branch at Delisle Road.

This station also deals with enquiries and complaints in respect of the City's water supply. About 23,425 such calls are received here, in addition to 1,247 fire calls. All these were transmitted to the different Wards and sub-control stations for disposal. It was observed that most of the telephone complaints were in respect of wastage due to broken service pipes and chokes in pipes and meter strainers and the system was very useful in giving prompt relief to the complainants.

(34) Different localities were supplied with water as shown in the Appendix VIII. Although there was abundant rainfall during the year the monsoon stopped early and the lake levels on the 1st October 1953, were practically the same as in the previous year, with the exception of the Vehar Lake, the level of which was about 8' higher on that date.

The demand both in the City and the Suburbs having further increased and the quantity available for distribution having remained practically the same, when compared with the previous year's pressures, there was a further fall in the supply pressures ranging from 2 to 4 lbs. per sq. inch. This also necessitated the reduction of general hours of supply to the City from 6 to 5½ hours, i.e. from 5.15 to 7.30 hours, 17.00 to 17.30 hours, and 20.15 to 23.00 hour.

Extra ordinary operations to regulate the supply had to be resorted to in order to afford some relief to the localities that suffered most.

The new 48" Kalbadevi Outlet from the Malabar Hill Reservoir was put into commission on 19th March 1954. It helped to raise the pressures in the Kalbadevi and the surrounding low pressure areas but it had to be very sparingly used due to the insufficient levels of water in the Malabar Hill Reservoir.

(35) Appendix X shows the number of short supply complaints received month by month. The total number of complaints was 23,245 which shows an increase of 42 per cent. over the previous year's figure. The rise in the number of short supply complaints was generally due to the increased demand both in the City and the Suburbs which could not be adequately met due to the limited quantity of water available. Moreover, during the year under review, works in connection with the laying of the 96" main necessitated, at frequent intervals, a reduction in supply and largely contributed to the increase in complaints from the public. This put a considerable strain on the distribution staff.

(36) The total number of calls received from the Fire Brigade Department was 1247 as against 988 of the previous year. They were promptly attended to by the Distribution staff. Out of 1247 calls, 347 were false and 115 were on account of collapse of houses. The total quantity of water used on fires by the Fire Brigade was about 3 million gallons. In order to enable the staff to attend to fires promptly, two fire vans were permanently maintained, one at Babula Tank Control Station and the other at 'F' (South) Ward Office. Similarly, one was maintained at night only at the 'G' (South) Ward Office.

(37) The number of cases reported to the Standing Committee for severing water connections for non-payment of taxes and using unmetered water supply was 732 as against 333 in the previous year. In 258 cases, the supply was closed but subsequently restored. In 90 cases the water connections were cut off. The increase in disconnection orders was due to the increased number of small metered connections. In the remaining cases, the execution of disconnection orders was not carried out as the consumers complied with the Municipal requirements.

(38) On receipt of short supply complaints, when it was observed that they were due to the insufficient number or size of connections; lack of proper storage or pumping arrangement etc. suggestions were made to the owners in 1,403 cases. 626 Notices under Section 274(1) of the Municipal Act; and 33 notices under Section 271(2) were issued in respect of premises which were without Municipal water supply.

The number of prosecutions launched under the above two sections during the year was 728. The number of convictions was 513 and 85 cases were withdrawn after compliance with the notices. 130 cases were pending disposal at the end of the year. The total amount of fines recovered was Rs. 2,801. Though materials are now freely available in the open market, enforcement of the requisitions for provision of improvement of water supply under Section 271(2) and 274(1) continued to be difficult as landlords generally pleaded their inability to incur the substantial expenses involved.

Besides the above, 3,887 notices under Section 278(2) of the Bombay Municipal Corporation Act, were served on the owners for defects in water fittings and 434 letters in respect of unauthorised works infringing Sections 287(A) and (B) of the Municipal Act, and violating the Water-Bye-Laws were issued during the year under report. Arising out of these, 432 prosecutions were launched. The number of convictions was 412 and the amount of fines recovered was Rs. 2,460.

Court work continued to be conducted by the Ward Inspectors. However, as discussions on points of law were brought up on behalf of the accused in a number of cases, the Solicitor to the Corporation was requested to conduct them. Reluctance on the part of landlords to comply with our requisitions gave rise to our actions being frequently challenged on purely legal points and it became increasingly difficult for the Inspectors to deal with them.

(39) Pitometer observations were taken during the year to gauge the quantity of water conveyed by the trunk and distributory mains with a view to finding out whether they are surcharged or under-charged. Several proposals for remedying defects based on these observations were made. The work was carried out by one overseer with four labourers.

(40) In order to ensure a high degree of disinfection of the water supply to the City, re-chlorination was done at the two Reservoirs and at Futka Tank Chlorination Station, where water enters the City through the 24" and 32" Vehar and 48" Old Tansa Mains. Local chlorination was also done where deterioration and contamination of water was shown by the bacteriological analysis of periodical or special samples taken.

(41) In October 1953, complaints of the presence of living organisms in water, particularly in the Girgaum (Mughbat) and Sion areas were received. Analysis under the microscope showed that these organisms were of a harmless type. However, in order to remove possible chances of pollution, local chlorination and constant flushing of the mains was done at the sites affected. Overall chlorine dosages at the different chlorination stations were also stepped up. At two places the mains were broken open for examination but no appreciable incrustation was noticed. As there was a provision for the cleaning of the mains, advantage was taken to clean them as well as the 6" water main in Mughbat Cross lane. As a result of these measures, the nuisance was eliminated.

(b) Waste Prevention Section

(42) 32 Miles of mains varying from 4" to 9" were tested by Deacon meters in the City and 173 miles of mains from 12" to 72" were sounded. The total cost of materials for these works was Rs. 4,920. In addition to the above, Public urinals and latrines numbering 2,611 were inspected once a week by the Waste Prevention Staff. 1362 Defect Notices were issued to the departments concerned for keeping these services in good order.

(43) The rewashing work done is shown in Appendix No. XI. The continuance of this work of house to house inspection of leaky taps and fittings throughout the City, was becoming necessary, judging from the great amount of wastage arrested by rewashing and renewing bib-taps, notices issued and court actions taken.

(44) The anti-waste campaign was continued this year. 2,000 litho posters in Marathi were got printed for distribution to public institutions and display in schools etc. A number of posters were prepared by screenography process through a local artist for display in the City's trams and buses, through the courtesy of B. E. S. & T. Undertaking who allowed this department a free display of such posters in their vehicles. 1,00,000 stamps of anti-waste slogans were also printed by litho process for affixing on to the correspondence to various parties. The stationery including envelopes, pads, used for official correspondence were also got printed with the 'How water is wasted' slogan giving the approximate cost of water and the number of gallons wasted per year through different fixtures. The local station of the All India Radio broadcast a documentary prepared by this department explaining the water distribution system of the City and calling for enlistment of public co-operation in matters of water care. Documentaries were also prepared in Marathi and Gujarati and broadcast under the caption 'Mumbai No Pani Purvatho

(45) With the co-operation of the Regional Information Officer, British Information Services, several documentary films pertaining to technical and civic aspects were shown at their auditorium at Mercantile Bank Building, to the technical and administrative staff of this department and were of great educative value.

(c) Meter Section

(46) The total revenue derived from water supplied by meter measurement was Rs. 1,45,36,428 for the City only as against Rs. 1,06,67,420 during the previous year. The increase over the last year's revenue was Rs. 38,69,008. The metering programme was continued during the year. The total number of restaurants metered was 2,660 against the last year's total of 2,324, the excess over the last year being 336.

(47) 7,603 meters of sizes varying from ½" to 8" were maintained from the grant under 'Meters' during the year at a total cost of Rs. 40,854 which included the cost of maintaining Venturi meters also. The number of meters exchanged was 1,835 and the cost of the meter-repairs during the year amounted to Rs. 38,254. 484 meters were fixed on new connections and 122 meters were removed from the existing connections.

(48) This programme was pursued in order to minimise wastage and to prevent excessive use of water. 305 new properties were metered during this year.

VI—MAINTENANCE BRANCH

(49) 17 Pumping sets (9 at Malabar Hill Reservoir, 3 at Bhandarwada Hill Reservoir, 2 at King Edward Road, 2 at Futka Tank Chlorination House and 1 at Flora Fountain) were maintained at a total cost of Rs. 41,316. The work of installing one 275 Horse Power unit for Bhandarwada Hill Reservoir was completed and put into commission. The 80 Horse Power standby pumping unit at King Edward Road was put into commission, thereby giving great relief to the residents of Parel Village and Golanji Hill area. Of the 13 portable petrol engine driven pumping units, 10 were working continuously on various repair and construction jobs in the City. The 3 pumps which had outlived their useful life and which were reconditioned have been working satisfactorily. Out of the 3 new pumps (2" and 3") ordered during the year, one 2" pump was received and put into commission.

3 small Electrical pumping units of ¾, 1 and 6 Horse Power were reserved for giving on loan to owners of private properties whose pumps went out of order. This newly started scheme was very much appreciated by the public and these units were busy throughout the year.

(50) 412.68 running miles of water mains were maintained during the year. There were 19 bursts on mains as per details given in Appendix XII. They were promptly repaired. In addition to the, 25,688 works pertaining to repairs to communication pipes, fire hydrants, road surface boxes, cleaning of chokes in service pipes etc., were attended to. Out of 9,900 fire hydrants in the City 4,007 were repaired and 1200 were painted during the year.

(51) The garden along the slopes of Gibbs and Ridge Roads (known as Hanging Gardens), Sir Pherozshah Mehta Gardens on the top of the Malabar Hill Reservoir, Ladies and Children's Garden at Ridge Road, Kamala Nehru Park and Sir Joseph Baptista Garden on the top of the Bhandarwada Hill Reservoir were maintained during the year at a cost of Rs. 27,809. Electric lights were provided during the year in Joseph Baptista Garden and it was kept open till 9 P.M. for the convenience of the public with effect from 15th December 1953.

50 benches were painted with weather proof paint during the year, out of the provision of Rs. 700.

(52) The number of visitors to the Gardens increased enormously. To afford shelter to visitors from sun and rain and to beautify the general appearance of the garden, summer houses were sanctioned to be constructed and two such structures were erected, one at Sir Phirozshah Mehta Gardens and the other at Kamala Nehru Park.

(53) The total number of water connections to different premises in the City was 59,606 i.e. a net increase of 1,011 over the last year's figure. The number of new water connections made by the Maintenance Branch during the year was 1,186 against 1,369 during the preceding year. 175 connections were cut off on account of demolition of old building and for other reasons.

(54) 26 Structures comprising of workshops, control rooms, those housing the Venturi meters, pump, chlorination plants, and sluice valves, etc., were maintained, meeting their cost from their respective maintenance grants.

(55) 13,271 trenches of varying lengths were excavated for making connections, for general repairs and maintenance works all over the City.

(56) 12 petrol-driven motor vehicles, (5 lorries, 1 jeep, and 6 vans) 1 diesel motor lorry and 26 hand carts were maintained for transport of materials, etc., at a cost of Rs. 19,650. The total mileage covered by the petrol engine-driven vehicles was 62,544. The diesel motor lorry covered 8,241 miles. In addition to this, 2 Fordson Tractors and one diesel 4 ton mobile crane were engaged on transport as well as attendance on burst and break-down jobs. Two vans acquired from M.E. were used as mobile units for attending to faults and complaints in the City's water supply system. For use during fires, two vans were stationed, one at Babula Tank Office and the other at 'F' Ward Office during day and night. At 'G' Ward Office a motor lorry was stationed at night only.

(57) The work of testing of galvanised iron pipes ($\frac{1}{2}$ " to 4"), Cast Iron pipes (3" to 48"), galvanised iron fittings such as couplings, bends, tees, elbows etc., brass and gun-metal fittings such as ferrules, stop and bib-taps, waste-not-taps, ball taps, pillar taps, globe taps, flush valves, underground and stand-post hydrants, cast iron and porcelain water closet cisterns, canvas hose pipes, etc., was carried out during the year at the Water Works Workshop, Chinchpokli. The total number of such pipes and fittings tested was 2,37,977 out of which 1,71,906 were for private parties and the remaining for Municipal works. The revenue derived from the testing of pipes, fittings etc., sent by private parties amounted to Rs. 22,350.

(58) During the year, 8,203 Municipal meters of different sizes and 651 private meters were tested at the Municipal Workshop for ascertaining their correctness. In addition to these, 734 new meters were submitted by private parties for similar test, of which 630 were passed and sealed and the remaining were rejected. The Revenue derived from testing of water meters submitted by private parties amounted to Rs. 3,328. A large number of old 'Frost' water meters were brought into commission after necessary repairs and manufacture of their non-available parts locally and re-conditioning some of the parts in the Workshop.

(59) The order placed in the year 1952-53 for the supply of 2,156 water meters for the use of the Inside City and the Suburbs was fully executed during the year. Due to increased number of meters, the staff of the Meter Repairs Shop was re-organised. The total number of Municipal meters to date is 8,576 as per Appendix XIII.

(60) During the year, 9594 repair jobs pertaining to meters as per details given below were carried out at a cost of Rs. 40,854, the cost of materials being met from the grant under 'C' Meters (b) Spare parts" and that of labour from the 'Establishment' grant.

	Nos.
(1) Replacement or removal of worn out or damaged parts and overhauling of meters in the year	2,983
(2) Cleaning of dials	1,120
(3) Renewal of dial glasses	5
(4) Cleaning of Meter Strainers	4,032
(5) Repairs to leaks	630
(6) Repairs to meter chambers	590
(7) Cleaning dirt boxes in 'F' Ward	234
	9,594

(61) During the year a system of taking over of private meters and maintaining the same at Municipal cost of the first five years was introduced. 15 meters were taken over during the year.

(62) The work of cleaning communication pipes between the Municipal mains and the stop taps in 'F' Ward was in progress; 1,833 connections were cleaned (vide Appendix XIV).

(63) In response to complaints received from the residents of Dadar-Matunga area due to frequent chokes in consumers' pipes and fittings as a result of presence of algae in Vihar water, which is supplied to this area, the Corporation had sanctioned funds for the work of cleaning consumers' pipes and fittings beyond the stop tap in this district. The work was continued during the year and 818 connections aggregating to 2,03,627 running feet of consumers' pipes of different sizes were cleaned at a cost of Rs. 8,700 (vide Appendix XV). Three new dirt boxes of sizes 6", 9" and 12" were provided on mains in 'F' Ward area for collection of shells and suspended matter and 234 numbers of dirt boxes of sizes from 6" to 12" were cleaned during the year.

(64) 2,339 meter strainers were cleaned during the year and it was found that on account of periodical cleaning of meter strainers, the number of complaints due to chokes was considerably reduced.

Cleaning of Meter Strainers.

VII—CONSTRUCTION BRANCH

(65) For improving the water supply in the City, water mains of different sizes were laid and other works were carried out from Capital Works, Loan Funds, as specified below :—

Laying new mains and other works.

Laying 24" diameter Cast Iron Mains	...	72 Rft.
Laying 18" diameter Cast Iron Mains	...	578 Rft.
Laying 15" diameter Cast Iron Mains	...	23 Rft.
Laying 12" diameter Cast Iron Mains	...	2802 Rft.
Laying 9" diameter Cast Iron Mains	...	4615 Rft.
Laying 8" diameter Cast Iron Mains	...	7093 Rft.
Laying 5" diameter Cast Iron Mains	...	24 Rft.
Laying 4" diameter Cast Iron Mains	...	411 Rft.
Laying 3" diameter Cast Iron Mains	...	912 Rft.
Erecting stand post hydrants	...	65 Nos.
Erecting pressure gauge boxes	...	1 Nos.
Transferring of house connections	...	255 No.

(66) Works for Sister Departments.

(a) Removing the 27" Cast Iron Branch obstructing the alignment of the 33" diameter sewer main at Arthur Road, for the Special Engineer.

(b) Providing a stand post hydrant at Municipal Group of Hospitals, Sion.

(c) Laying 251 Rft. of 3" Cast Iron main with one stand post hydrant in Rajwadkar Street, for the Special Engineer.

(67) In view of frequent complaints of shortage of water supply and immediate measures required to be taken for giving immediate relief to the consumers, a specific provision was made for carrying out such works, from which the following works were carried out :—

Works for Regulating Supply.

(a) Making 36"×6" cross connection and laying 36 Rft. of 6" cast iron main at Mount Road, Matharpakhadi.

(b) Making 32"×6" cross connection and laying 12 Rft. of 6" cast iron main at Nesbit Road, St. Mary Road.

(c) Laying 120 Rft. of 6" cast iron main with one stand post hydrant at Mughl at 1st Cross Lane.

(d) Making 24"×4" cross connection and laying 24 Rft. of 4" cast iron main at Girgaum Road, Gaiwadi.

(e) Providing the 9" cross connection between 24" main in Gibbs Road, and 6" main in Hughes Road.

(68) The following New Works were carried out :—

New Works.

(a) Construction of garage for motor lorries of Loan Works Branch at Souter Street.

(b) Providing 30" sluice valve with spur gear arrangement at Marine Drive.

(c) Construction of an office and store room for Inspectors A, B and C Wards of the Maintenance Branch at Babula Tank.

(d) Providing a garage and driver's quarters at 'F' Ward.

(69) Following sizes and lengths of cast iron mains were laid for granting 18 connections to private parties, mostly for industrial purposes :—

Size of main.	Length of main.	No. of connections.
3"	243 Rft.	6
4"	140 Rft.	3
6"	283 Rft.	9

VIII—WORKS BRANCH

(70) The work of laying the two outlets from the Malabar Hill Reservoir to serve the Kalbadevi and Fort areas was continued during the year under report. The work of laying two pipe lines from the reservoir to the Grant Medical College Gymkhana along the Netaji Subhash Road was completed by the contractors on 20th February 1954. There was an increase of 400 ft. in the original length of pipes laid by the contractors as a diversion had to be made to avoid the abutment of the Patel's overbridge opposite the P. M. Swimming Baths at Chowpatty facing the original alignment. Also due to the short supply of 1/4" thick plates (458 tons) 1262 Rft. of 57" pipe lines removed from the Santacruz Aerodrome had to be used after reconditioning the same.

The Kalbadevi outlet was put into commission upto Dr. Viegas Street on 18th March 1954 and was also connected by 24" cross connection at Queen's Road to the Fort and the Dhobi Talao outlets so as to give partial relief to these areas till the completion of the work of the Fort outlet. Thus, except for laying a portion of 24" main in Thakurdwar Road (1400 Rft.) and making a cross connection with the 21" Girgaum Main at junction of Guzdar Street and Dhobitalao, the Works as envisaged for the Kalbadevi Zone were completed.

The table below shows the total lengths of 48", 36" and 30" mains laid during the year.

Size of Main.	Total length to be laid.	Length laid during 1952-53.	Length laid during 1953-54.	Locality covered.	Whether by contract or departmental.
48"	25,000 ft.	3,460 ft.	1,803 ft.	Queen's Road railway track and Veer Nariman Road.	Departmental.
		2,740 ft.	6,920 ft.	Netaji Subhash Road.	Contract.
57"		6,380 ft.	8,723 ft.	Netaji Subhash Road.	... Contract.
			180 ft.	Netaji Subhash Road.	... Contract.
			560 ft.	Veer Nariman Road.	... Departmental.
36"	1,500 ft.	387 ft.	61 ft.	Junction of Dr. Viegas Street with Kalbadevi.	Departmental.
30"	5,000 ft.	3,225 ft.	1,289 ft.	Kalbadevi Road	... Departmental.

A Contract for the work of laying the Fort outlet from the Grant Medical College Ghmkhana upto Veer. Nariman Road junction, along the Netaji Subhash Road was also given during the year under report, but the work could not be continued due to the balance of the supply of steel plates by the Government not being received.

During the year under report 9,100 Rft. and 2,675 Rft. of 48" and 30" pipes respectively were supplied, duly fabricated by the contractors.

The work of extension of the control room at the Malabar Hill Reservoir was completed in all respects excepting the installation of electrically operated sluice valves, the supplies of which were under order and awaited.

IX—SURVEY AND DESIGN BRANCH

(71) Several proposals for the improvement of water supply of the City were formulated during the year and 107 estimates for provision and enlargement of water mains and other work amounting to over Rs. 1,26,20,775 were prepared out of which plans and estimates amounting to about Rs. 57 lakhs were sanctioned by the Corporation. The number of tracings and blue-prints prepared during the year was 88 and 1,664 respectively.

(72) 1,007 cases of compounded water charge for water used for construction purposes were framed as against 934 in the preceeding year, resulting in a total revenue of about Rs. 2,79,350 against Rs. 1,52,000 in the preceeding year. 536 plans and 471 other cases were scrutinised.

(73) A library consisting of Engineering and other technical books, reports of experts, periodicals and journals on technical subjects and other books of reference were maintained. 18 Books were added during the year, bringing the total number to 553.

(74) Statements and reports for (a) Lake Levels, (b) Storage of water in Lakes, (c) Discharge through trunk mains, (d) Rainfall in different districts, (e) Leaks in Tansa Dam, (f) Bacteriological and chemical analysis of water, (g) Temperature of water, (h) Short supply complaints, (i) Chlorine and ammonia dosage, (j) Exhaust water from hydrostat, (k) Pressure charts, (l) Venturi meter discharges and (m) Lakes and outlet well level diagrams were maintained during the year under report and the statements in respect of item Nos. (a), (b), (c) and (d) were submitted to the Standing Committee every month and during the monsoon every week.

X.—STANDARDS BRANCH

(75) The activity of the Standards Branch was continued both as regards the implementation of Messrs. Ibcou's reports on the reorganisation of the different branches of the Water Works Department and the scrutiny of various proposals for increasing the staff resulting from new works or changes in the methods of working of

different sections. Upto the end of the year under report the progress made in the different branches is shown in the Management Control Indices given below :—

MANAGEMENT CONTROL INDICES

Period	Actual Staff	Leave Reserves	Standard Staff	Index (Percentage Reduction)
<i>I.—Distribution Branch</i>				
Reference	480	...	266	55
February 1949 to December 1949	408	...	265	65
January 1950 to December 1950	420	...	265	63
<i>(Report No. 1)</i>				
January 1951 to December 1951	427	...	344	80.5
January 1952 to December 1952	425	...	344	81
January 1953 to December 1953	373	41	364	87.9
January 1954	373	41	364	87.9
February 1954	373	41	364	87.9
March 1954	373	41	364	87.9
<i>II.—Administration Office</i>				
Reference	82	...	51	62
April 1949 to December 1949	73	...	51	70
January 1950 to December 1950	74	...	51	68.9
January 1951 to December 1951	57	...	44	77.2
<i>Report No. 2—</i>				
January 1952 to December 1952	56	...	44	78.5
January 1953 to December 1953	51	5	44	78.5
January 1954	51	5	44	78.5
February 1954	51	5	44	78.5
March 1954	51	5	44	78.5
<i>III.—Maintenance Branch.</i>				
Reference	383	...	221	58
May 1949 to December 1949	323	...	222	68.7
January 1950 to December 1950	312	...	222	71.1
January 1951 to December 1951	289	...	222	76.8
<i>(Report No. 3)—</i>				
January 1952 to December 1952	289	...	222	76.8
January 1953 to December 1953	271	16	222	...
January 1954	271	16	222	77.3
February 1954	271	16	222	77.3
March 1954	271	16	222	77.3
<i>IV.—Outside City Branch.</i>				
Reference	808	...	500	61.9
November 1949 to December 1949	791	...	500	63.2
January 1950 to December 1950	685	...	500	72.9
January 1951 to December 1951	641	...	500	78
<i>(Report No. 4)—</i>				
January 1952 to December 1952	598	...	500	83.6
January 1953 to December 1953	558	...	500	89.6
January 1954	558	...	500	89.6
February 1954	553	...	500	90.4
March 1954	533	...	500	90.4

The total reduction effected so far was 499 persons resulting a saving of Rs. 4,50,608 per annum approximately.



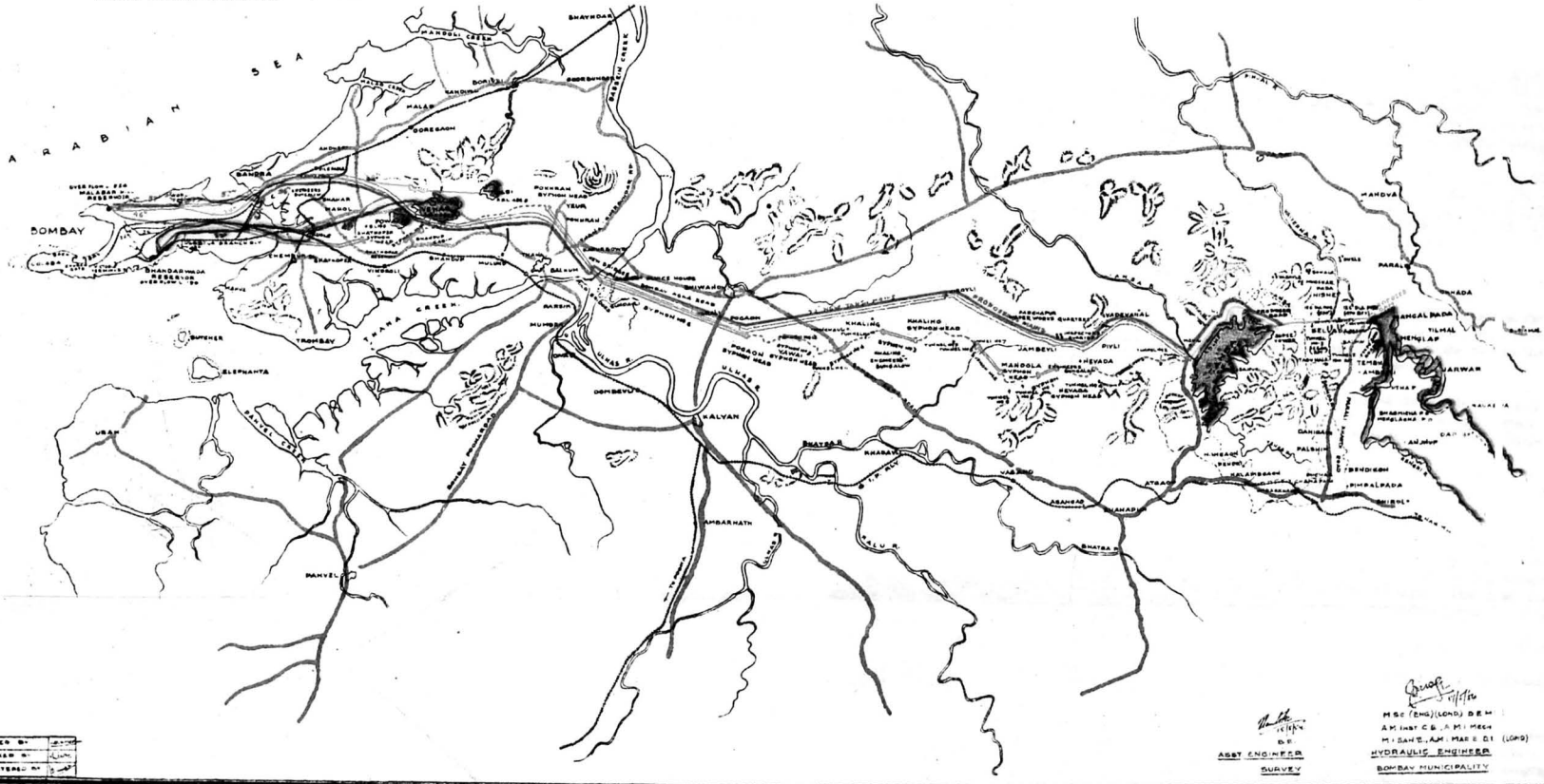
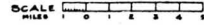
Boat House for Visitors at Vehar Lake

WATER SUPPLY WORKS OF THE BOMBAY MUNICIPAL CORPORATION


DRAWING NO. W. 825
24. 1. 10

APPENDIX NO 1

- NOTES -
- 2-72" TANKA MAINS SHOWS THIS
 - MASONRY METE. SUPPLY LINE
 - 45" VENTUR MAIN
 - 24" TANKA MAIN
 - 86" PROPOSED VAITANHA MAIN
 - 10" DIAMETER TUNNEL
 - PROPOSED ROAD
 - EXISTING ROADS



TRAFFIC BY
EVENING
REGISTERED


 M.S. (EM) (LOND) D.E.M.
 CIVIL & HYDRAULIC
 M.S. (AM) M.A.E. (LOND)
 ASST. ENGINEER
 SURVEY
 HYDRAULIC ENGINEER
 BOMBAY MUNICIPALITY

XI.—WORKS OF INTEREST

(76) During the year under report, the balance of this work, including refilling, consolidation, etc., was duly completed before the advent of the monsoon. The trolley track diversion was also completed in all respects by the Central Public Works Department under Municipal Supervision and brought in commission from 1st June 1953. The old length of 57" pipes as well as 24" Tulsai Pipes were purchased from the Central Public Works Department at a negotiated price of Rs. 40,000. A further sum of Rs. 19,300 was provided for the removal, transport, repainting and stacking of these pipes for further use on other projects.

(77) Owing to the rapid development of Suburbs and persistent demand for a suitable garden and park, it was proposed to lay out a garden on the Municipal land, admeasuring about 55 acres, surrounding the Powai lake. The layout was proposed in such a manner as to enhance the natural beauty of the surroundings. The work of laying out garden with path-ways, a summer house and other amenities was estimated to cost Rs. 61,465. The proposal was under consideration of the Works Committee at the end of the year.

(78) The work of laying 96" Vaitarna Main was in progress in some of the divisions in the Outside City. The work of providing new cross-connections for 96" Main with existing 72" > 57" Tansa Mains, at Kasherli, Kapurbawdi, Mulund, Bhandup, Powai, Sahar and Bandra was carried out. The old cross-connections between Tansa West and East Mains were blank flanged.

(79) From the provision of Rs. 19,435 in the Revenue Budget, the work of raising an additional storey above the carpentry shop and the work of remodelling the meter testing and repair shop in the Maintenance Yard were completed. The Administration Office of the Maintenance Bench was temporarily shifted from the old building to the floor raised over the existing workshop. The old building is proposed to be handed over to the Controller of Stores. The high level tank provided for utilising the water for testing meters has been put into commission with automatic pumping arrangement.

(80) Extension and remodelling of the pump house at King Edward Road was completed. The scheme for improving the water supply to Bombay Improvement Trust Chawls at Bellasis Road and New Nagpada Road was formulated at an estimated cost of Rs. 1,42,000. The work has been sanctioned by the Corporation and the preliminary work was started.

XII.—GENERAL

(81) At the end of the current year, the Labour Union had again submitted 60 demands to the Commissioner out of which 10 were general demands pertaining to all departments and 11 demands pertaining to the Water Works Department and the rest to the other departments. The matter was under the consideration of the Municipal Commissioner.

(82) The work of metering restaurants and trade concerns was in progress during the year and about 3,400 branch connections of different trade concerns were fixed with meters. The total revenue derived therefrom was Rs. 3,83,500 including Meter Hire charges.

(83) The Scheme of carrying out the minor repairs works on behalf of private parties, the cost of which was subsequently recouped was pursued during the year.

(84) (a) *Revenue*.—The total expenditure incurred on water works amounted to Rs. 1,59,45,513 which include Rs. 1,12,96,527 for interest, sinking fund charges etc., for loans raised for Water Works, Rs. 5,51,271 for proportionate charges for General Superintendence and Revenue Collection and Rs. 2,23,158 for Provident Fund and Pension Charges. The total revenue derived from Water Works was Rs. 1,86,03,877 the excess of income over expenditure being Rs. 26,58,363.

(b) *Loan Fund*.—The total expenditure incurred during the year out of Loan Funds was Rs. 40,00,156.

(c) *Other Public Bodies*.—Works to the extent of Rs. 2,93,337 were carried out by the department on behalf of Government, Bombay Port Trust and Private Parties.

(85) A 16 m.m. talkie film entitled, the "Story of Bombay's Water Works" depicting the various aspects of the purification and supply of water, right from the source to the consumers, and highlighting the need for prevention of wastage was produced by a photographic studio in Bombay under the guidance and direction of this department. A copy of the film is being presented gratis to this department.

J. D. DAROGA,

M.Sc. (Eng.), (Lond.), B.E.; M.I.E.; A.M.Inst. C.E.;
A.M.I.Mech.E.; M.I.San.E.; A.M.I. Mar. E.;
D.I.C. (Lond.).

HYDRAULIC ENGINEER.

APPENDIX II

(1) *Supply Statistics*

(1) Quantity of water supplied to the City and the Suburbs during the year in million gallons...	43,949.50
(2) Quantity of water supplied to the City and Suburbs during the previous year in million gallons	43,553.00
(3) Increase over the previous year's supply in million gallons	396.50
(4) Quantity of water supplied to the Thana Municipality in million gallons	144.35
(5) Quantity of water supplied to other bodies outside the limits of Greater Bombay in million gallons and not included in item 1 above	289.70
(6) Average daily supply during the year in million gallons	120.41
(7) Average daily supply during the previous year in million gallons	119.31
(8) Increase over previous year's average daily supply in million gallons	1.10
(9) Population of the City and Suburbs as per Census Report of 1951	28,42,116.00
(10) Average daily supply (for all purposes) in gallons per head per day	42.36
(11) The maximum total supply per day during the year in million gallons on 14.11.1953	131.70
(12) The minimum total supply per day during the year in million gallons on 15-6-1953	106.60
(13) Total quantity conveyed by the two 72" mains	30,244.70
(14) Average quantity of water conveyed daily by the 72" mains in million gallons	82.86
(15) Total quantity of water conveyed by the Duct during the year in million gallons	5,731.10
(16) Average quantity of water conveyed daily by the Duct in million gallons	15.70
(17) Total quantity of water conveyed by the 48" Vihar Main during the year in million gallons	6,513.70
(18) Average quantity of water conveyed daily by the 48" Vihar Main in million gallons from Vihar Lake	17.85
(19) Average quantity of water conveyed daily by the 48" Vihar Main in million gallons together with water from Tansa Lake included in item No. 14	3.21
(20) Total quantity of water conveyed by the 24" Tulsi main during the year in million gallons...	1,460.00
(21) Average quantity of water conveyed daily by the 24" Tulsi main during the year in million gallons	4.00
(22) Quantity of water supplied in million gallons for domestic purposes during the year.	21,052.92
(23) Average quantity of water in gallons supplied for domestic purposes per head per day (Census of 1951)	20.29
(24) Percentage of water supplied for domestic purposes	47.90
(25) Percentage of water supplied for other purposes	52.10

APPENDIX No. III

Statement showing quantity of water used for different purposes during the year 1953-54.

Serial No.	Particulars.	No. of premises.	Quantity in million gallons.	Percentage.	Remarks.
1	Bungalows with gardens and new properties	800	1,187.30	2.70	Metered.
2	Milch cattle stables	15	45.66	0.103	
3	Other stables	25	18.86	0.042	
4	Mills	123	3,407.11	7.75	
5	Dyeing and Bleaching Mills	15	170.92	0.38	
6	Gymkhanas, playgrounds etc.	72	45.74	0.104	
7	Race Course	2	64.84	0.140	
8	Industries	1,044	594.07	2.26	
9	Laundries and Dhobighats	117	136.85	0.31	
10	Lodging and Boarding Houses	41	33.33	0.075	
11	Hotels	167	252.87	0.57	
12	Restaurants	2,768	408.50	0.92	
13	Flour Mills	8	15.95	0.034	
14	Private Hospitals	11	12.73	0.028	
15	Government properties	341	1,118.27	2.54	
16	Aarey Milk Colony		486.42	1.10	
17	Railways	91	975.87	2.21	
18	Bombay Port Trust including Residential quarters	315	2,415.66	5.48	
19	Private markets	6	13.08	0.029	
20	Bakeries	41	8.44	0.019	
21	B. E. S. & T. Properties	26	52.90	0.120	
22	Municipal Dhobighats	2	75.84	0.170	
23	Chawls attached to Mills	41	151.87	0.35	
24	Cultivating lands		0.38	0.001	
25	Suburbs (Eastern)		1,460.00	3.33	
26	Suburbs (Western)		1,810.00	4.11	
27	Building works		295.07	0.67	Unmetered.
28	Fire purposes		2.96	.007	
29	Leakage and other estimated losses through Municipal mains		4,240.00	9.74	
30	Road construction		2.39	0.005	
31	Road watering and cleansing		1.54	0.003	
32	Gully flushing		51.16	0.11	Unmetered.
33	Miscellaneous, such as drainage and sewerage works, public conveniences, Hospitals, Charitable institutions etc.		2940.00	6.69	Equivalent
34	Domestic		21052.92	47.90	Equivalent to gallons per head per day. 20.29
Total quantity of water supplied to the City and Suburbs during the year...			43,949.50	100.00	

APPENDIX No. V

Statistics of the Lakes for 1953-54.

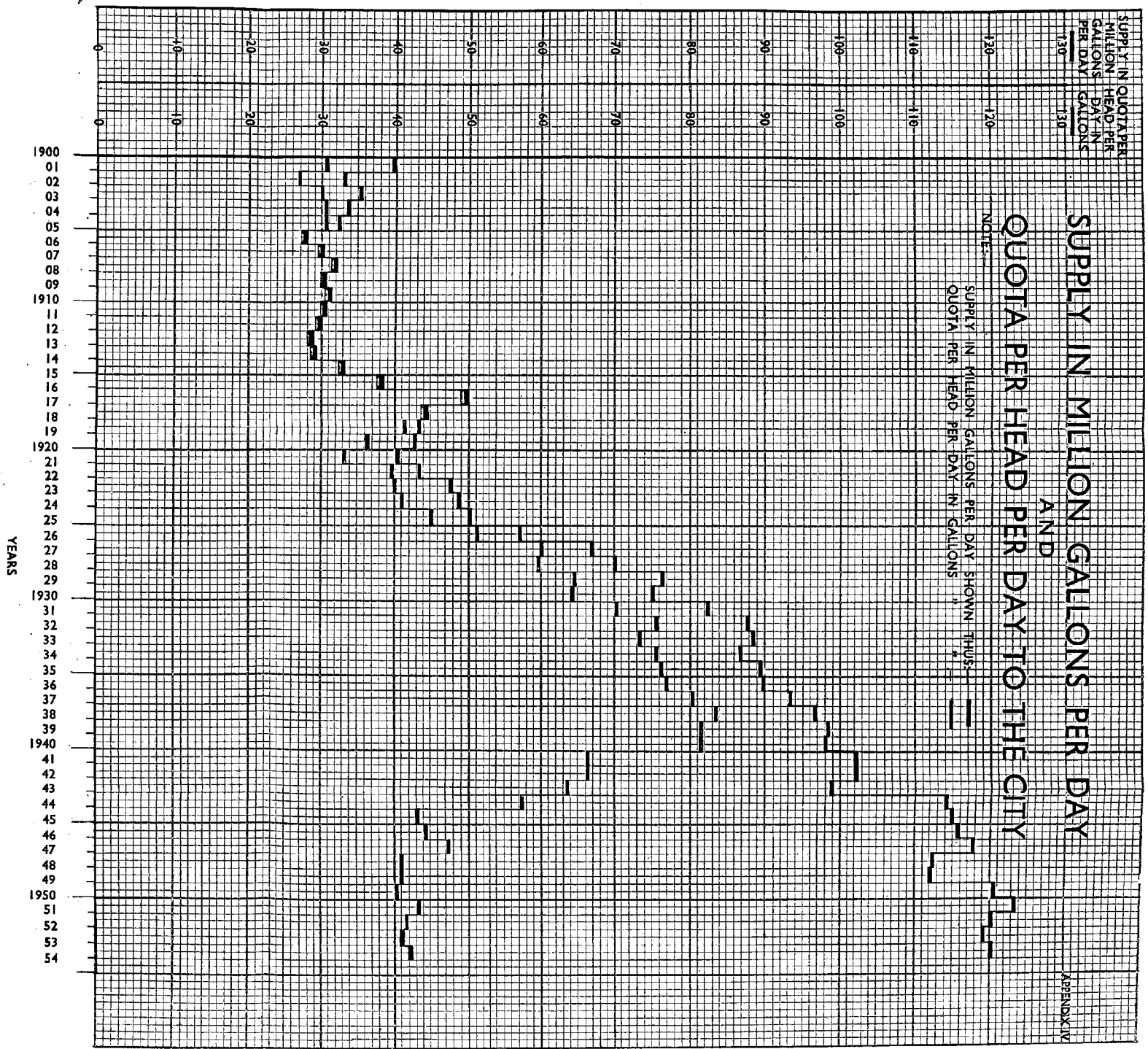
Serial No.	Particulars.	Tansa.	Vebar.	Tulsi.	Powai.
1	Distance from Bombay (Town Hall) in miles by road	66	18	22	17
2	Lake area at full supply level in square miles	7.38	2.81	0.52	0.57
3	Total catchment area in square miles	52.50	7.32	2.61	2.58
4	Total rainfall in inches	107.97	113.99	125.78	119.71
5	Average rainfall of the preceding 5 years	87.58	85.13	103.66	90.58
6	Number of wet days	93	92	89	91
7	Decrease and increase in rainfall as compared with average of preceding 5 years	+20.39	+23.86	+22.12	+29.13
8	(a) Number of days in which rainfall exceeded 1" (less than 2")	21	13	17	10
	(b) Number of days in which rainfall exceeded 2" (less than 3")	3	8	4	6
	(c) Number of days in which rainfall exceeded 3" and above.	9	8	11	10
9	Maximum rainfall per day in inches	14.20	12.54	11.88	16.15
10	Date of maximum rainfall	19-6-53	19-6-53	19-6-53	19-6-53
11	The lake commenced to overflow when the rainfall amounted to inches	72.85	Nil	71.63	39.76
12	Date on which the lake started overflowing	10-8-53	...	27-7-53	27-6-53
13	Number of days the lake overflowed	31	...	46	79
14	Number of times the lake overflowed	2	...	2	1
15	Quantity of water that overflowed over the waste-weir in million gallons	9,668	Did not overflow.	1,888	...
16	Quantity of water overflowed equivalent to number of days of supply	80	...	15	...
17	Full supply level of the lake in Town Hall Datum	422.00	264.50	456.60	195.00
18	Contents of the lake at full supply level in million gallons above the lowest outlet.	40,660	9,120	2,295	1,200
19	Highest level reached during the year in T.H.D.	422.12	262.17	458.00	195.30
20	Date on which the highest level was reached	11-8-53	10-9-53	28-7-53	14-7-53
21	Lowest drawable levels.	385.00	234.50	430.00	...
22	Drawable capacities in million gallons when the lakes are full.	35,275	8,425	1,771	...
23	Lowest level reached during the year in T.H.D.	386.79	232.78	431.07	186.10
24	Date on which the lowest level was reached	17-6-53	15-6-53	17-6-53	15-6-53
25	Contents of the lake at the lowest level reached in million gallons	6,552	415	569	396
26	Contents of the lake at lowest drawable levels in million gallons	5,403	713	524	...
27	Contents of the lake in million gallons between the lowest level reached and the lowest drawable levels	1,149	293	45	...
28	Quantity of water required to fill up the lakes, to full supply level from the lowest level reached, in million gallons	34,108	8,705	1,726	...
29	Percentage run off into the lake from the catchment as per rainfall registered at the lake	54.33	59.06	66.12	...
30	Quantity of water brought into the City and Suburbs during the year in million gallons	35,975.80	6,513.70	1,460	...
31	Quantity of water brought into the City and Suburbs per day in million gallons	98.56	17.85	4.00	...
32	Total loss of water due to evaporation, leakage and absorption in million gallons during the dry-period of 8 months	60.91	10.68	613	1802
33	Average loss of water per day due to evaporation and other losses during the dry months in million gallons (8 months)	25.06	4.39	2.52	3.30
34	Total loss of water due to evaporation only in million gallons (vide Appendix VII)	3,421.86	849.16	201.46	...
35	Average loss of water per day due to evaporation only in million gallons for the period stated in Item 34 above	16.14	4.00	0.95	...

SUPPLY IN QUOTA PER
MILLION HEAD PER
GALLONS DAY IN
PER DAY GALLONS

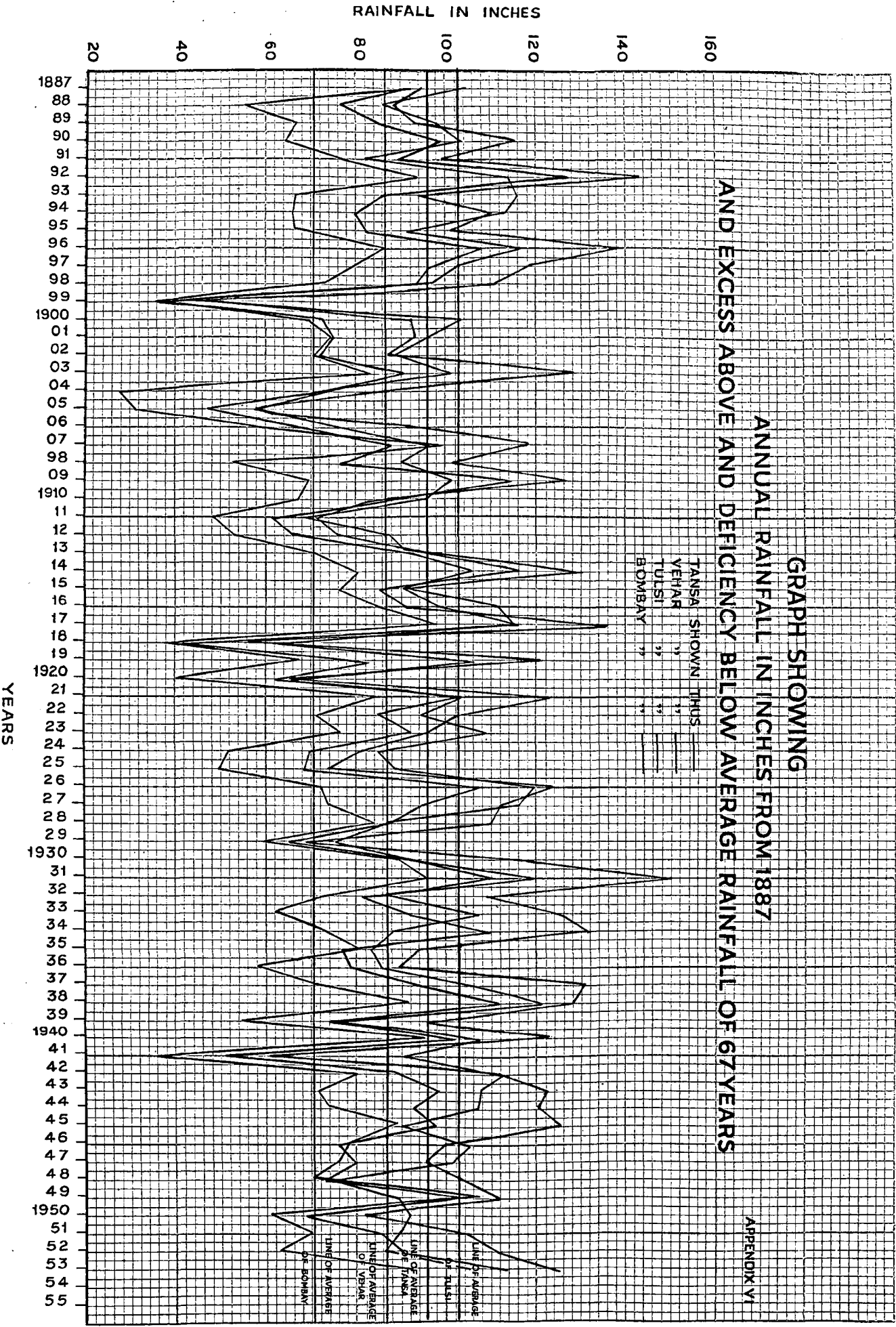
SUPPLY IN MILLION GALLONS PER DAY AND QUOTA PER HEAD PER DAY TO THE CITY

APPENDIX IV

NOTE:
SUPPLY IN MILLION GALLONS PER DAY SHOWN THUS: ———
QUOTA PER HEAD PER DAY IN GALLONS: |



YEARS



APPENDIX No. VII

Quantity of water lost by evaporation alone at the lakes.

Month.	EVAPORATION IN FEET.			EVAPORATION IN MILLION GALLONS.		
	Tansa.	Vehar.	Tulsi.	Tansa.	Vehar.	Tulsi.
1952—						
April	0.635	0.531	0.480	533.27	114.16	28.32
May	0.709	0.567	0.505	534.79	111.69	28.60
June						
July						
August	Not	recorded		Not	recorded	
September						
October						
November	0.428	0.436	0.450	511.71	145.62	36.45
December	0.449	0.412	0.437	501.30	131.84	32.77
1953—						
January	0.453	0.406	0.403	459.94	121.39	28.21
February	0.414	0.385	0.383	413.08	110.49	17.61
March	0.515	0.489	0.461	467.77	113.97	29.50
Total	3.603	3.226	3.119	3421.86	849.16	201.46

Grand Total: 4472.48 million gallons in dry season=21.10 million gallons per day.

APPENDIX No. VIII

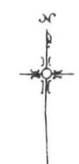
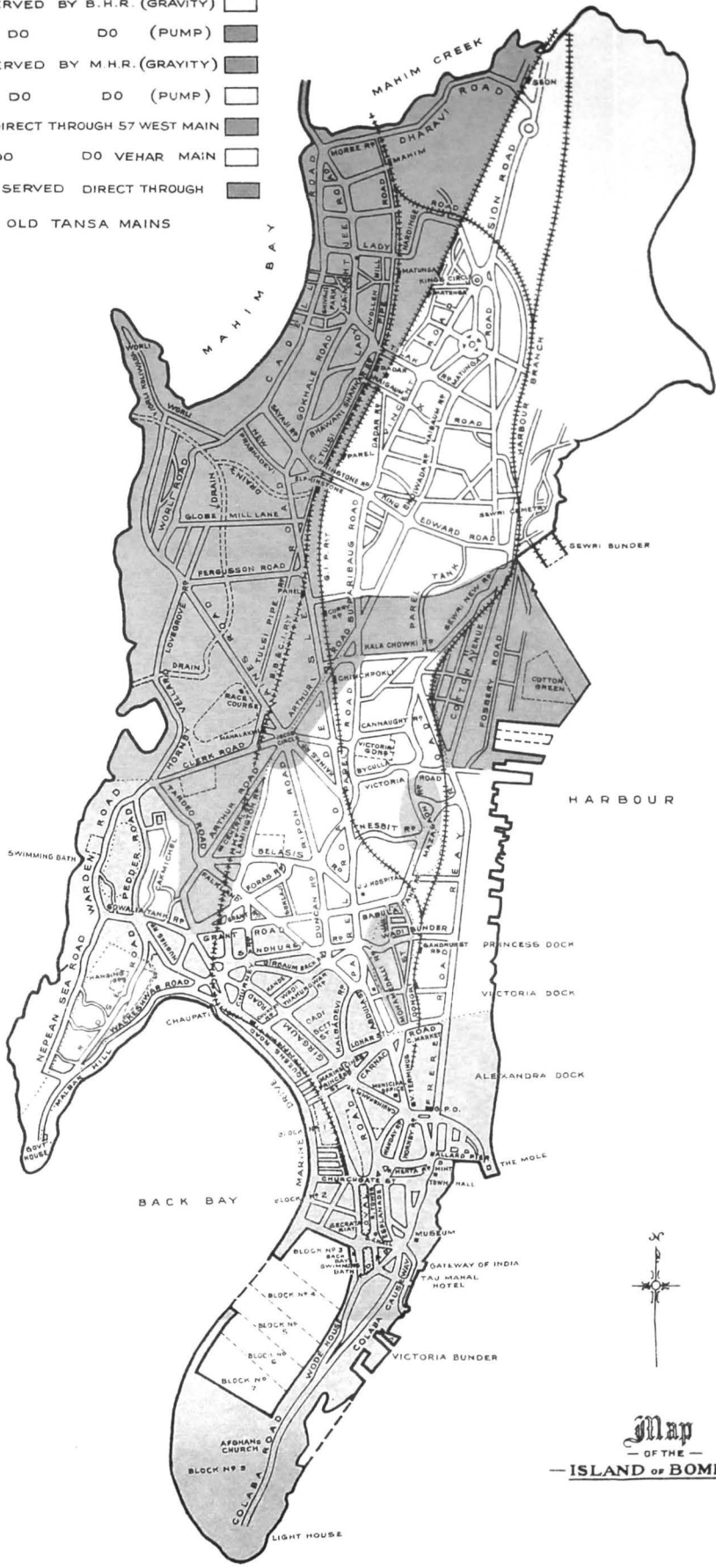
Hours of Supply in different localities. (All timings indicated in Standard Time)

Locality.	SUPPLY HOURS.			REMARKS.
	Full Supply.	Partial Supply.	Non-Supply.	
(1) Fort, Colaba, Back Bay Areas	19-00 hrs. to 5-30 hrs.	5-30 hrs. to 7-30 hrs. 17-30 hrs. to 19-00 hrs.	7-30 hrs. to 17-30 hrs.	Due to inadequate outlets for this area longer hours of supply had to be kept so as to allow pressures to build up.
(2) Ridge Road Area (Part) Altamount Road Area.	20-15 hrs. to 7-30 hrs. 17-00 hrs. to 17-30 hrs.	...	7-30 hrs. to 17-00 hrs.	Pump supply from Malabar Hill Reservoir. A little longer hours than normal had to be kept so as to allow pressures to build up in the end districts.
(3) Carmichael Road	5-00 hrs. to 7-30 hrs. 17-00 hrs. to 17-30 hrs. 20-15 hrs. to 23-00 hrs.	7-30 hrs. to 11-30 hrs. 17-30 hrs. to 20-15 hrs.	11-30 hrs. to 17-00 hrs. 23-00 hrs. to 17-15 hrs.	Pump supply from Malabar Hill Reservoir during full supply hours and direct supply during partial supply hours. This timings was necessary in order to allow pressures to build up.
(4) Pedder Road, Warden Road (Part), Gowalia Tank Road, Forjet Street.	7-30 hrs. to 11-30 hrs. 17-30 hrs. to 20-15 hrs. 23-00 hrs. to 5-15 hrs.	20-15 hrs. to 23-00 hrs. 5-15 hrs. to 7-30 hrs.	11-30 hrs. to 17-30 hrs.	For want of sufficient outlets, this area had to be given direct supply and pressures built up during the general non-supply hours.
(5) Nepean Sea Road, Narayan Dabholkar Road, Warden Road (Part).	17-00 hrs. to 17-30 hrs. 21-00 hrs. to 7-30 hrs.		7-30 hrs. to 17-00 hrs. 17-30 hrs. to 21-00 hrs.	As a small outlet serves this area the supply had to be given for a little longer time.
(6) Walkeshwar Road (Part), Ridge Road (Part), and Banganga Road.	20-15 hrs. to 7-30 hrs. 17-00 hrs. to 17-30 hrs.	7-30 hrs. to 17-00 hrs. 17-30 hrs. to 20-00 hrs.		In order to prevent air locks in the 12" Ridge Road Main which feeds this area, little pressure had to be maintained in it throughout the day. Further, supply to this area being aided by the pump-supply from Malabar Hill Reservoir, its full supply hours were the same as in (2).

APPENDIX No. VIII (concl.)

Locality.	SUPPLY HOURS.			REMARKS.
	Full Supply.	Partial Supply.	Non-Supply.	
(7) Mazagaon Area	5-15 hrs. to 6-30 hrs. 18-30 hrs. to 20-30 hrs.	6-30 hrs. to 7-30 hrs. 17-00 hrs. to 18-30 hrs.		The High level Mazagaon Area gets its supply partly from B.H.R. and partly from Elevated Tank at Bhandarwada Hill Reservoir through the 14" Mazagaon Outlet. The Dongri area similarly gets its supply partly from B.H.R. and partly from the Elevated tank at B.H.R. through the 24" Dongri Outlet. The hours of supply to these two areas were staggered so as to give each of them full benefit of the elevated tank and thus help to build up pressures which would not be possible if the elevated tank were to supply both these areas simultaneously.
(8) Dongri Area	5-15 hrs. to 6-30 hrs. 19-00 hrs. to 23-00 hrs.	6-30 hrs. to 7-30 hrs. 17-00 hrs. to 17-30 hrs.		
(9) North of the City above (Clerk Road) and West of the Railway Line (G Ward).	17-30 hrs. to 20-15 hrs. 23-00 hrs. to 5-15 hrs.	5-15 hrs. to 7-30 hrs. 20-15 hrs. to 23-00 hrs.	7-30 hrs. to 17-30 hrs.	In the absence of service reservoirs in Worji area, Direct supply had to be given to this area and high pressures developed during normal non-supply hours.
(10) Tardeo, Grant Road (Part), Gamdevi Ripon Road (Part), Lamington Road Sewree and Cotton Green Reay Road and part of the City north of Kalachowki and east of the central marine line	5-15 hrs. to 6-00 hrs. 20-15 hrs. to 23-00 hrs.	Remaining hours of the day.		Little supply was given to this area from old Tansa and Vehar Main during ordinary non-supply hours in order to build up pressures during supply hours.
(11) Bombay Port Trust, Docks (B) and (E) wards	5-00 hrs. to 6-00 hrs. 20-15 hrs. to 23-00 hrs.	6-00 hrs. to 7-30 hrs. 8-00 hrs. to 17-00 hrs.* 17-00 hrs. to 17-30 hrs.	7-30 hrs. to 8-00 hrs. 17-30 hrs. to 20-15 hrs.	* Besides the ordinary City supply hours, little supply was given to this area from Bhandarwada Hill Reservoir for special purposes in the Dock Area.
(12) Colanji Hill in F Ward South	4-00 hrs. to 5-00 hrs. 8-00 hrs. to 9-00 hrs. 16-30 hrs. to 19-00 hrs.		5-00 hrs. to 8-00 hrs. 9-00 hrs. to 16-30 hrs. 19-00 hrs. to 4-00 hrs.	
(13) Parel Tank Road in F Ward South	4-00 hrs. to 5-00 hrs. 8-00 hrs. to 19-00 hrs. 17-30 hrs. to 19-00 hrs. 21-00 hrs. 23-00 hrs.		5-00 hrs. to 8-00 hrs. 9-00 hrs. to 17-30 hrs. 19-30 hrs. to 20 30 hrs.	Staggered pump supply was given to these areas from 18" main in King Edward Road. The low level portion of the Colanji Hill area got a little supply during general city supply hours.
(14) Remaining part of the City	5-15 hrs. to 6-00 hrs. 21-15 hrs. to 23-00 hrs.	6-00 hrs. to 7-30 hrs. 17-00 hrs. to 17-30 hrs.	7-30 hrs. to 17-00 hrs. 17-30 hrs. to 20-15 hrs. 23-00 hrs. 5-15 hrs.	

- AREA SERVED BY B.H.R. (GRAVITY)
 - DO DO DO (PUMP)
 - AREA SERVED BY M.H.R. (GRAVITY)
 - DO DO DO (PUMP)
 - G WARD DIRECT THROUGH 57 WEST MAIN
 - F DO DO DO VEHAR MAIN
 - AREA SERVED DIRECT THROUGH
- 48 OLD TANSO MAINS



Map
— OF THE —
ISLAND OF BOMBAY

APPENDIX No. X

Statement Showing Short Supply Complaints in the City.
(For the last 17 years)

Months	1937-38	1938-39	1939-40	1940-41	1941-42	1942-43	1943-44	1944-45	1945-46	1946-47	1947-48	1948-49	1949-50	1950-51	1951-52	1952-53	1953-54
April ...	195	351	280	345	750	147	481	280	307	396	440	479	931	1,017	1,145	1,369	1,969
May ...	262	342	275	440	420	196	352	276	287	335	520	458	1,208	1,390	1,273	1,388	2,067
June ...	215	150	235	390	322	540	333	304	312	345	610	488	771	1,277	1,385	1,412	1,982
July ...	160	93	260	151	345	204	281	196	210	356	441	530	1,112	1,311	1,288	1,336	1,834
August ...	155	105	158	122	240	211	131	232	217	280	320	569	851	1,143	1,567	1,285	1,797
September	180	183	195	150	360	108	115	174	250	230	329	682	931	1,143	1,538	1,280	1,635
October ...	390	103	212	130	620	220	201	421	361	277	425	730	877	1,400	1,773	1,340	2,245
November	362	140	222	180	518	227	332	472	387	289	304	593	929	1,448	1,211	1,304	1,819
December	340	142	152	140	360	184	159	268	217	328	351	546	928	1,109	1,175	1,457	2,058
January ...	207	125	160	225	221	138	131	230	192	328	296	488	776	1,286	1,153	1,219	1,924
February	156	120	120	170	292	188	135	171	211	305	296	598	916	1,242	1,206	1,349	1,908
March ...	280	195	135	485	211	352	232	246	272	458	456	728	920	1,322	1,197	1,712	2,127
Total ...	2,902	2,054	2,474	2,978	4,674	2,715	2,883	3,270	3,223	3,927	4,782	6,889	11,150	15,256	15,711	16,461	23,425

APPENDIX No. XI

Statistics of the work done by the rewashing staff during the year 1953-54.

Ward.	No. of re-washing Mukadams.	No. of houses inspected.	No. of taps inspected.	No. of taps re-washed.	Per centage of 5 to 4.	No. of other defects found	No. of Notices issued.	No. of Court action taken.	No. of taps renewed
1	2	3	4	5	6	7	8	9	10
A ...	2	4,059	1,00,592	8,382	8%	456	239	1	6
B ...	2	3,645	30,632	7,114	23%	326	209	...	122
C ...	2	4,968	30,856	7,856	25%	648	406	...	176
D ...	2	4,112	52,949	8,029	15%	564	350	...	182
E ...	2	6,561	38,756	6,722	17%	505	414	1	221
F ...	2	4,313	51,704	6,279	12%	749	477	9	303
G ...	2	5,934	40,972	6,257	15%	728	332	2	294
Total ...	14	33,592	3,46,461	50,639		3,976	2,427	13	1,359

APPENDIX No. XII

List of Bursts Repaired During the year 1953-54

Serial No.	Locality.	Size of main.	Date.
1	Dady Sheth Agiary Lane	4"	9-5-1953
2	Queen's Road	24"	1-6-1953
3	Hornby Road opposite Kemp & Co.	4"	16-6-1953
4	Orminston Road	4"	2-7-1953
5	Parsi Bazar and Horniman Circle	3"	28-8-1953
6	Bori Bunder Office	3"	3-9-1953
7	Masjid siding junction Broach Street	5"	11-9-1953
8	Bellasis Road	9"	23-9-1953
9	Bellasis Road Opposite Central Hospital	9"	28-9-1953
10	Chakla Street Junction Dhobi Gully	4"	1-12-1953
11	Ahmedabad Street junction Argyle Road	6"	10-12-1953
12	Khetwadi 10th Lane junction Khetwadi Back Road	6"	2-1-1954
13	Tardeo junction Wadia Street	3"	5-1-1954
14	Tardeo Traffic Island	3"	14-1-1954
15	Tardeo junction Arthur Road	3"	15-1-1954
16	Bellasis Road opposite Maternity Home	9"	2-2-1954
17	Lakhamsi Napoo Road opposite plot No. 292	6"	23-2-1954
18	Dadar Road opposite Tata Mills	48"	25-2-1954
19	Dadar Road opposite Uranwalla Building	48"	30-3-1954

APPENDIX No. XIII.

Total Number of Municipal meters

Make:	Frost Meters.								Kent Meters.								Justa Meters.								Rotary.	Watch Dog.	Frost Rotary.	Wasser zahler.				
Size	...	½"	¾"	1"	1½"	2"	3"	4"	½"	¾"	1"	1½"	2"	3"	4"	6"	8"	½"	¾"	1"	1½"	2"	3"	4"	6"	8"	4"	6"	8"	½"	½"	½"
Total Nos. of Meters	...	254	244	383	209	153	154	155	3031	1686	841	296	226	160	138	9	29	23	80	148	34	6	5	22	4	1	10	10	5	201	44	15
		= 1,552								= 6,416								= 323								= 25	201	44	15	= 8,576		

½"	3,568
¾"	2,010
1"	1,372
1½"	539
2"	385
3"	319
4"	325
6"	23
8"	35

Total 8,576

APPENDIX No. XIV

Details of Communicating pipes cleaned in F Ward during the year 1953-54.

Size of connections.	No. of connections.		
	Full of moss shells incrustation.	Connections found broken.	Total.
½"	352	43	395
¾"	792	42	834
1"	396	23	419
1¼"	103	12	115
1½"	45	—	45
2"	25	—	25
Total	1,713	120	1,833

APPENDIX No. XV

Details of consumer's pipes cleaned in F & G Wards During the Year 1953-54

Size of connection.	No. of connections cleaned.	Length of pipes cleaned in R.ft.
½"	123	55,926
¾"	458	95,077
1"	194	40,809
1¼"	34	8,521
1½"	6	2,866
2"	3	428
Total	818	2,03,627

APPENDIX No. XVI

Statement of defects found on mains and service pipes during the year 1953-54.

No. of Diagrams taken			Total leakage discovered and arrested in gallons per hour.	DEFECTS.																			REMARKS.	
				UNDER GROUND										ABOVE GROUND										
				Mains		Sluice Valves.	Hydrants	Service Pipes.	Stop Taps.	Disconnected service pipes.		Miscellaneous Holes in Mains etc.	Bib Taps			Service Pipes		Ball Valves and Tanks			Stop Taps leaking.	Meter Coupling Flanges, Holes, etc.		Miscellaneous
Bursts.	Joints.	Ferrule leak.	Pipe leak.	Re- washed	Out of order.					Left open.	Leaking.		Without Tap.	B. V. out of order.	Tanks without B. Vs.	Tanks leaking								
1953—																								
April	...	37	3,27,653	1	2	115	317	253	75	87	...	70	4,901	405	...	326	80	216	82	94	39	94	...	
May	...	6	3,53,312	...	1	84	511	242	62	42	...	135	5,041	379	...	350	110	217	100	83	47	148	...	
June	...	2	3,55,567	2	2	85	469	218	60	58	...	39	4,862	408	...	274	138	227	110	80	40	115	...	
July	...	26	4,50,542	...	4	160	668	252	158	53	...	42	5,325	379	...	316	92	254	165	104	42	143	...	
August	...	47	3,79,049	1	...	146	376	345	152	45	...	47	4,812	368	...	226	107	245	128	75	59	147	...	
September	...	48	3,85,430	2	2	175	301	279	151	38	...	45	3,963	337	...	285	84	158	178	117	56	128	...	
October	...	61	3,35,960	...	4	203	305	270	162	37	...	48	4,864	364	...	263	144	183	147	119	52	145	...	
November	...	51	3,13,182	...	6	122	231	251	125	35	...	30	4,368	251	...	230	94	160	176	143	68	106	...	
December	...	56	3,33,304	1	2	143	375	288	115	45	...	42	5,192	351	...	247	123	175	211	136	48	125	...	
1954—																								
January	...	55	3,13,243	2	5	139	324	319	114	33	...	59	4,761	244	...	237	160	177	173	121	56	107	...	
February	...	35	15,57,843	3	5	134	327	273	158	38	...	66	4,819	295	...	251	104	194	147	117	55	132	...	
March	...	44	15,48,777	1	4	161	302	277	174	71	...	72	4,094	291	...	286	142	252	145	147	61	129	...	
Total	...	468	66,53,862	13	37	1,667	4,506	3,267	1,506	582	...	695	57,002	4,072	...	3,290	1,378	2,458	1,762	1,336	623	1,519	...	
Grand Total	...	468	66,53,862				12,273						57,002					16,458						

BOMBAY FIRE BRIGADE

1. Shri M. G. Pradhan continued to be in charge of the Brigade during the period under report.

FIRE SERVICE

2. **Calls.**—During the year, 1247 calls were received and of these, 785 calls were for 657 actual fires. There were 115 calls received for special services while the number of false calls recorded was 347, of which 124 calls were due to mischievous interference with fire alarms, 24 were given by public with good intentions, and 199 were due to defects in the Fire Alarm System. Summary of the Calls, etc., are given in Appendix I.

3. **Fire Alarms.**—There were 208 fire alarm posts spread over the city, including private ones and these were connected to 9 Fire Stations. Over 55 per cent. of the total calls received for fires etc., were transmitted through this system. Four persons were arrested and handed over to Police for malicious interference with Fire Alarms. One of them was subsequently sent to Mental Hospital, having been found to be a lunatic. These Fire Alarms were regularly inspected once every day and the defects found were expeditiously rectified by the Telephone Authorities.

4. **Serious Fires.**—There were 7 major fires in which the total estimated loss to the property and contents in each case exceeded Rupees one Lac. The highly inflammable substances like nitrate films, plastic and rubber products, and various products containing dangerous petroleum solvents, textile goods etc., were involved in these fires which were mostly due to indiscriminate handling of such substances by unauthorised agencies. The delay in summoning the services of the Brigade in some cases, were also responsible for the quick spread of fires and consequent loss to property and contents. Brief details of the most serious fires during the year are given in Appendix II.

5. **Fire Loss.**—The estimated loss to property damaged or destroyed, by fire during the year under report, was about Rs. 28,11,894 as against Rs. 53,17,303 in the previous year. The annual losses have thus been gradually brought down from about 94 lacs in 1948-49 to the present level, owing to the revised code of fire-precautionary measures prepared and adopted by this department for hazardous and combustible articles and trades since 1950 and the strict vigilance exercised by the inspecting staff. The value of insurance of property affected by fire was about Rs. 15,38,226 and the total value of property involved was about Rs. 27,15,47,534. A summary of fires and of different types of occupancies involved in fires during the year are given in Appendices III and IV respectively.

6. **Water Supply.**—Supply of water required for extinguishing fires was fairly satisfactory and the attendance of the staff of Water Department was also prompt. However, due to the restricted hours of normal supply to the City, and the short supply of water in general, there had at times been some unavoidable delays in obtaining sufficient water supply quickly for extinguishing fires. The approximate quantity of water used in extinguishing fires during the year was 30,77,231 gallons of which 27,46,536 gallons were drawn from Municipal mains and the rest from sea, tanks, wells etc.

7. **Lives Lost.**—16 persons were burnt to death and 22 persons who received injuries at fires died subsequently in hospitals. 81 persons who had received minor injuries, recovered ultimately. The Brigade rendered first aid in 316 cases including those who had received injuries at fallen buildings. Summary of lives lost at fires during the year is given in Appendix V.

8. **Appliances.**—One motor pump with extension ladder ordered during the year 1952-53 and one turntable ladder extending over 120 ft. ordered in 1950-51, were received during the year under report. One motor pump with extension ladder and one CO2 and foam crash fire-tender, ordered out during the year 1952-53 are still to be received. During the year under report, one motor pump with extension ladder, one motor pump with fire escape and two trailer pumps were ordered out, from abroad and of these, two trailer pumps were received. Two fire tenders were also ordered out locally. A statement showing distribution of appliances, etc., is given in Appendix VI.

9. **General.**—The number of fire stations in the city remained 11. All calls to fires and special services in the merged areas where no fire stations have been provided were attended by sending fire engines from the nearest fire stations within the city limits. A new fire station at Andheri was formally opened by the Mayor on 19th February 1954 and started functioning regularly from 1st March 1954. As the necessary equipment to be placed at this station ordered from abroad has not so far been received, one fire engine and a motor ambulance from the city are temporarily spared for this station.

10. The Brigade was summoned for rendering assistance at special services on 115 occasions, of which 68 were in respect of fallen buildings. The rest were for rescue work from trees, wells, sea etc. 26 persons injured in fallen buildings recovered subsequently while 3 persons died before arrival of the Brigade due to severe injuries. The total distance travelled by fire appliances was 24,029 miles.

11. Inspection of hydrants was regularly carried throughout the year and the defects detected were remedied wherever possible by the staff of the Water Department. Due to non-availability of certain metal parts and constant thefts of metal-fittings of hydrants by the public, a large number of hydrants remained out of use during the year.

12. This department inspected theatres, cinemas and temporary structures, for holding performances and exhibits for public entertainment on 92 occasions. 4,078 sites proposed for establishment of printing presses, factories, hazardous trades etc., and the premises proposed as storages of commodities of hazardous and inflammable nature were inspected during the year and necessary precautionary measures against fire were recommended in each case.

13. Issue of licences for storage of cinematograph films with nitrate base continued to be controlled by Government of India but all cases of cinematograph films with safety base were referred to this department to ascertain the suitability of the premises for proposed storages. Similarly, 155 storages for dangerous petroleum were inspected at the instance of the Commissioner of Police, Bombay, before licences were recommended to be issued by the Commissioner of Police. As no cases for such storages licensed by the Inspector of Explosives, in India, West Circle, Bombay, were referred to this department for recommending their suitability or otherwise. The Government of India has been approached for co-operation in this connection. 301 complaints against storages involving fire risk were investigated and the departments concerned were advised about precautionary measures required to be taken in each case.

14. During the year under report, 5 candidates were deputed by semi-Government bodies for training for a full term course of 3 months and one candidate deputed by Government was for training in short term course of one month in fire-fighting.

Following fees are charged for the training of the candidates deputed by Govt., and semi-Govt., bodies :—

Rs. 30/- for elementary training for a period of 4 weeks.

Rs. 90/- for full training course for a period of 3 months.

No training is given to candidates deputed by private bodies.

AMBULANCE SERVICE

Calls.—The total number of calls within the limits of Greater Bombay received during the year was 1,387 for accidents, 1,913 for maternity and 2,872 for hire cases, removing in all 6,049 persons as against 1,360, 2,053 and 3,311 respectively, removing in all 6,640 person during the preceding year. First aid was rendered to injured persons by ambulance service on 316 occasions.

15. **General.**—The motor ambulances travelled a total distance of 47,035 miles as against 46,790 miles during the previous year. The total receipt during the year on account of hire cases amounted to Rs. 18,858 including arrears of the previous year as against Rs. 18,778 during the last year.

16. The total cost of maintenance of the Fire Brigade Establishment including that of Ambulance Service but excluding the charges of Provident Fund, Pension, proportion of general supervision and revenue, Dearness Allowance, New Works, and Debt charges was Rs. 8,75,242.

M. G. PRADHAN,
Chief Officer,
Bombay Fire Brigade.

Appendix No. I
BOMBAY FIRE BRIGADE

Summary of calls to Fires (including false alarms) showing the number of times appliances of the Fire Brigade attended and were used for extinguishing fires during the year 1953-54

No.	STATIONS.	NUMBER OF FIRE ALARMS ATTACHED.		HOW CALLED.						APPLIANCES ATTENDED.						EXTINGUISHED BY.									
		Fire Brigade.	Private.	By Strangers.	By Fire Alarms.	By Exchange Telephone.	By Police or Salvage Corps.	By Private Telephones.	Total.	Motor Pumps carrying Escape or Ladder.	Trailer Fire Pumps.	Motor Turntable Ladder.	Motor Turntable Ladder with Pumps.	Motor Emergency Tender.	Fire Unit.	Buckets.	Sand.	Chemical Extinguishers.	Hand Pumps.	First Aid Appliance.	Hydrants.	Motor Pumps.	Foam Generator.	Automatic Sprinkler heads actuated.	Smoke helmets or breathing apparatus used.
1	Headquarters ...	20	6	12	66	37	8	...	123	104	...	1	29	7	1	2	27	2	29
2	Alexandra Docks	17	1	5	28	12	16	61	55	39	3	...	1	13	3	5	1
3	Gowalia Tank	27	3	5	84	46	135	115	1	2	2	...	12	1	29	2	...
4	Sewree	10	8	5	31	27	63	52	3	3	2	8	1	21	6	29	...	2	...
5	Fort	17	6	23	69	49	141	133	...	35	2	2	2	3	1	14	3	36
6	Colaba	9	2	6	23	17	46	42	4	2	1	1	4
7	Shivaji Park	2	39	37	78	1	69	...	3	3	2	1	1	19	1	10	...	5	...
8	Worli	6	39	34	79	61	12	4	...	16	2	20	3	13	...	29	...
9	Dadar	34	3	10	55	70	145	97	29	83	14	1	6	...	20	4	24
10	Memonwada	30	3	19	187	69	275	224	...	113	78	...	41	10	1	6	3	42	5	27
11	Mandvi	11	1	2	62	21	85	61	23	...	1	7	1	1	1	16	1	42	3
12	Andheri	2	...	14	16	...	6	15	2	6	...	21
	Total	175	33	97	693	433	8	16	1247	945	35	149	244	7	156	51	22	44	11	214	29	265	...	36	6

APPENDIX No. II

BOMBAY FIRE BRIGADE

Brief Details of the most serious fires during the year 1953-54

Date.	Time.	Place.	Business.	Extinguished by	Damage.	Estimated damage.
						Rs.
29-4-1953	5-57 P.M.	Raja Bahadur Motilal Mills compound, 156A, Tardeo Road.	Thread winding, spinning and weaving, Printing of Silk and velvet perfumery and manufacture of plastic goods.	Firemen with 15 motor pumps.	Perfumery, wool, yarn, twine, some machinery, furniture, some cloth, wooden toys, hair, oils, silk and velvets, card-boards, dye-stuff, plastic goods, papers, hosiery etc., severely damaged by fire, heat, smoke and water in a three-floored building about 215×145 ft. (used as Mills, factories, godowns, offices and cine laboratories). Three-floored building severely damaged by fire heat, smoke and water with roof and floors collapsed.	7,68,000
20-10-1953	4-22 A.M.	Modern Studios, Kurla-Andheri-Marol Road.	Film producers and distributors.	Employees with 4 chemical extinguishers and firemen with two motor pumps.	Large quantity of Nitrate and Safety cinematograph films in containers with two vaults, electric generating motor and cable wire etc., severely damaged by explosion and fire, heat, smoke and water in a ground-floored building about 30×20 ft. (used as film vaults). Portion of roof with tiles of a ground-floored adjoining building about 150×50 ft. (used as Studio) and some timber and setting material on enclosed ground severely damaged by fire, heat, smoke, water and breakage.	1,54,000
28-11-1953	4-9 P.M.	27-29 Bank Street	Architects, Engineers and dealers in tinned fruits, wine merchants and millstore supplier.	Firemen with 14 motor pumps.	Drawing and plans with blue prints, machinery, office furniture, records, electrical accessories and millstores large quantity of tinned stuff and wine bottles in wooden cases etc., severely damaged by fire, heat, smoke and water in a four-floored building about 120×50 ft. (used as offices and godowns). Two upper floors with walls, roof and staircase etc; severely damaged by fire, heat, smoke, water and breakage.	1,56,400
16-1-1954	1-15 P.M.	80-82, Mody Street Junction of Mody Street and Chana Street.	Private	... Firemen with motor pumps.	Household articles and furniture etc., three upper floors severely damaged by fire, heat, smoke and water in a six-floored building about 75×30 ft. (used as godowns and dwellings). Wooden ceilings with roof, floorings, doors, windows electrical installation and staircases etc., on three upper floors severely damaged by fire, heat, smoke and water. Wearing apparels, utensils, furniture etc., in a five-floored adjoining building about 75×30 ft. (used as godowns and dwellings) severely damaged by fire, heat, smoke and water.	1,55,000
27-1-1954	10-4 P.M.	Randerjan House, 111, 115, Kazi Syed St.	Dry fruit merchants and commission agents.	Firemen with 10 motor pumps.	Large quantity of gunny bags containing dry fruits, drums of chemicals and metal flasks with mercury, tea-chests, spices, furniture and office papers etc., severely damaged by fire, heat, smoke and water in a two-floored building about 60×40 ft. (used as offices and godowns). Two floored building with walls and ceiling severely damaged by fire, heat, smoke, water and breakage.	2,10,000
12-3-1954	7-50 P.M.	104, Ghod Bunder Road Santacruz.	Manufacturing rubber articles and plastic moulding.	Firemen with 5 motor pumps.	Large quantities of rubber articles, wooden moulds, office furniture and records and drums containing latex rubber solution, large quantity of plastic raw materials and finished plastic goods, electrical machinery and moulds etc., severely damaged by fire, heat, smoke and water in a ground-floored building about 70×40 ft. (used as office and factory). The Building was severely damaged by fire heat smoke and water.	2,40,000
19-3-1954	12-30 P.M.	Kurla Andheri Road.	Film Producer exhibitor and distributor.	Firemen with one motor pump.	Large quantity of nitrate and safety cinematograph films in containers destroyed by fire in a ground-floored building about 14×12 ft. (used as film vault). Doors and ventilators severely damaged by fire and heat and walls severely due to explosion.	1,02,000

Appendix No. III

Monthly summary of Fires and annual losses for the period from 1944-45 to 1953-54

Year.	April	May	June	July	Aug.	Sept.	Oct.	Nov.	Dec.	Jan.	Feb.	March	Total	Estimated Loss.
														Rs.
1944-45	53	51	36	26	29	39	42	56	54	46	55	69	556	51,86,682
1945-46	52	56	47	30	42	48	57	90	69	73	107	66	737	38,33,627
1946-47	81	58	40	25	24	20	22	102	100	126	71	85	954	67,49,534
1947-48	47	67	51	47	45	42	61	65	70	69	71	68	703	55,77,988
1948-49	67	61	36	34	37	36	43	56	69	56	61	65	621	94,31,270
1949-50	54	75	47	45	37	58	58	72	58	46	58	58	666	59,31,086
1950-51	59	60	58	44	40	35	41	91	62	61	68	73	692	31,15,138
1951-52	56	64	45	39	39	51	51	57	46	78	50	58	634	59,32,416
1952-53	47	56	52	41	36	40	66	58	59	50	38	65	608	53,17,303
1953-54	45	53	44	40	42	46	55	93	59	53	59	68	657	28,11,894

Appendix No. IV

BOMBAY FIRE BRIGADE

Summary of different types of occupancies involved in fires during the year 1953-54

Month	Dwellings	Mills and Factories	Ships	Dangerous Petroleum, liquid and non-liquid, chemicals oils, etc.	Timber Khokas Firewood, etc.	Cotton waste, cotton gunny bags etc.	Cinematograph films.	Fire Works	Miscellaneous calls, coal, tram-car, motor car, etc.	Total
April 1953	3	5	...	2	1	6	1	...	30	48
May 1953	7	5	1	4	1	1	...	35	54	
June 1953	10	6	1	4	1	1	1	24	48	
July 1953	2	4	2	6	...	1	...	25	40	
August 1953	6	5	...	1	1	30	43	
September 1953	5	4	2	2	...	2	...	32	47	
October 1953	4	7	...	6	...	2	1	34	56	
November 1953	14	8	...	2	...	7	...	66	98	
December 1953	20	6	...	2	...	3	...	28	59	
January 1954	14	8	1	...	2	1	...	32	58	
February 1954	13	8	1	3	1	5	...	30	61	
March 1954	15	9	1	3	1	4	2	34	69	
Total	113	75	9	35	7	33	6	3	400	681

APPENDIX V

BOMBAY FIRE BRIGADE.

Summary of lives lost at fires during the year 1953-54 including persons who succumbed to the injuries received.

Date	Time	Place	Particulars
2-4-1953	10-21 P.M.	150-154, Pinjari Street	... Bai Mariambai Nor Mahomed aged, about 40 years burned to death before arrival of Brigade. Body handed over to Police.
13-4-1953	2-10 P.M.	459, Duncan Road	... Bai Lilabai Shivling Shinde aged about 28 years, severely burned all over body. First aid rendered by Brigade and removed to hospital in Brigade Ambulance Since dead.
3-6-1953	12-11 P.M.	390A, Delisle Road	... Bai Taramatibai Mahadeo Natekar, aged 25 years, severely burned all over body. First aid rendered by Brigade and removed to hospital in Brigade Ambulance. Since dead.
27-6-1953	1-21 P.M.	Janata Colony, Mankhurd	... Bai Indirabai Bindeshri aged 22 years, severely burned all over body First aid rendered by Brigade and removed to hospital in Brigade ambulance Since dead.
5-7-1953	5-26 P.M.	Anandji Latha Building, Supari-baug Road.	... Bai Laxmibai Shaligram Agarwal, aged 22 years, severely burned all over body. First aid rendered by Brigade but expired before removal to hospital. Body handed over to Police.
7-7-1953	5-39 A.M.	31, Kamathipura Street, 14th Lane	... Bai Hirabai Boomaji Yellappa, aged about 40 years, severely burned all over body. First aid rendered by Brigade and removed to hospital in Brigade Ambulance. Since dead.
20-7-1953	12-45 P.M.	36-B, Bhagwantrao Parelkar Road	... Bai Rangubai Malhar Warik, aged about 35 years severely burned all over body. First aid rendered by Brigade and removed to hospital in Brigade ambulance. Since dead.
21-8-1953	9-53 A.M.	Chiman Building, Cow Lane	... The following were burned to death and their bodies were handed over to Police— <ul style="list-style-type: none"> (1) Bai Sonabai Piraj, aged about 55 years, (2) Baby Chabi Piraj, aged about 12 years, (3) Baby Sumanda Jairam, aged about 8 years, (4) Jagatkumar Jairam, aged about 11 years, (5) Chandrakant Jairam, aged about 4 years, (6) Bai Sushilabai Anandrao, aged about 32 years, (7) Bai Latabai Anandrao, aged about 35 years, (8) Baby Sandhya Anandrao, aged about 6 years, (9) Bai Sulubai Jagannath, Kothare, aged about 16 years, (10) Bai Mathurabai Nanjee Talpade, aged about 80 years.
1-9-1953	9-49 A.M.	391-B, Vithalbai Patel Road	... Bai Premabai Narayan, aged about 20 years, severely burned all over body First aid rendered by Brigade and removed to hospital in Brigade-Ambulance Since dead.
25-9-1953	6-5 P.M.	33-35 Old Hanuman Lane	... Bai Pramillabai Chimanal Modi, aged about 16 years burned to death before arrival of Brigade. Body handed over to Police.
16-10-1953	1-45 A.M.	Bombay Agra Road, Kurla	... Shri Kopardekar aged about 35 years burned to death before arrival of Brigade. Body handed over to Police. Vishrudas Lasmandas Gupta, aged about 45 years severely burned all over body. First aid rendered and removed to hospital in Brigade Ambulance. Since dead.
19-10-1953	1-13 P.M.	40, D. L. Vaidya Road	... Shri Mukund R. Vaidya, aged about 13 years, severely burned and injured all over body due to explosion. Taken to hospital by strangers before arrival of Brigade. Since dead. Shri Balkrishna Kamat, aged about 25 years severely burned and injured all over body. First aid rendered by Brigade and removed to hospital in Brigade Ambulance. Detailed in for treatment. Since dead.
23-10-1953	1-42 P.M.	129A, New Prabhadevi Road	... Bai Trivenibai Pragji aged about 22 years, severely burned all over body. First aid rendered by strangers before arrival of Brigade and removed to hospital in Brigade Ambulance. Since dead.
19-11-1953	7-20 P.M.	75, Kamathipura 5th Lane	... Bai Vatsalabai Buman aged about 18 years, severely burned all over body. First aid rendered by Brigade and removed to hospital in Brigade Ambulance. Since dead.
30-11-1953	5-10 P.M.	44, Nagdevi Cross Lane	... Bai Banumatibai Amrutlal, aged about 22 years severely burned all over body. First aid rendered by Brigade and removed to hospital in Brigade Ambulance. Since dead.
4-12-1953	7-9 P.M.	Hathibaug, Love Lane	... Bai Lalitabai Beharilal, Puri aged about 20 years, severely burned all over body. First aid rendered by Brigade and removed to hospital in Brigade Ambulance. Since dead.
16-12-1953	9-47 P.M.	112C, Lady Hardinge Road	... Bai Satyabhamabai Maruti Parah, aged about 85 years severely burned all over body. First aid rendered by Brigade and removed to hospital in Brigade Ambulance. Since dead.
26-12-1953	6-20 P.M.	176-178, Charni Road	... Bai Sobanbai Trikamji aged about 70 years, severely burned all over body First aid rendered by Brigade and removed to hospital in Brigade Ambulance. Since dead.
4-1-1954	1-32 P.M.	Hathibaug Lane, Mazagaon	... Bai Indoobai Maganlal aged about 20 years, severely burned all over body First aid rendered by Brigade and removed to hospital in Brigade Ambulance. Since dead.
11-1-1954	1-22 P.M.	113, Love Lane	... Madhoo Jagan, aged about 20 years, burned to death before arrival of Brigade. Body handed over to Police.
22-1-1954	12-19 P.M.	25, Rajwadkar Street	... Bai Kanakbala Natwarlal Trivedi, aged about 16 years, severely burned all over body. First aid rendered by Brigade and removed to hospital in Brigade Ambulance. Since dead.
28-1-1954	7-15 A.M.	42, Isaji Street	... Bai Anandibai Ratansi Devchand aged about 50 years, severely burned all over body. First aid rendered by Brigade and removed to hospital in Brigade Ambulance. Since dead.
3-2-1954	4-2 P.M.	398, Ibrahim Rahimtoola Road	... Baby Zubeda, Umar aged about 4 years severely burned all over body. First aid rendered by Brigade and removed to hospital in Brigade Ambulance. Since dead.
6-2-1954	1-30 A.M.	Parel Tank Road	... Bai Manji Kondaji, aged about 20 years, severely burned all over body. First aid rendered by Brigade and removed to hospital in Brigade Ambulance. Since dead.
10-2-1954	12-36 P.M.	Bombay Improvement Trust Chawl No. 14, Tadwadi, Mazagaon.	... Deoji Punja Wagh, aged 40 years was killed due to explosion before arrival of Brigade. Body handed over to Police.
30-3-1954	11-42 A.M.	Junction, Tilak and Besant Road Santacruz.	... Kantilal Trikamlal Shah, aged about 30 years, severely burned all over body. First aid rendered by Brigade and taken to hospital in private ambulance. Since dead.

SUPERINTENDENT OF GARDENS

1. During the year under report, D. I. Ahnadi, continued to be in charge of the Garden department except from 24th October 1953 to 14th November 1953 when J.N. Barowa, Assistant Superintendent (Zoological) was in charge of the Superintendent's duties in addition to his own.

2. In addition to 92 sites consisting of 19 gardens, 4 fountains, 3 bandstands, 7 traffic islands, 4 open spaces, 50 recreation grounds, 1 statue, 4 box hedges and trees on the roads in the city that were in charge of this department, 3 new sites (1) Recreation ground at the junction of Fitwala Road and Tulsi Pipe Road, (2) Playground at S. P. Shed, Dharavi Sanatorium, and (3) the open space formerly occupied by milch cattle stable at Currey Road were taken over by this department during the year.

3. The number of visitors to the Victoria Gardens decreased this year to 54, 28, 836 as against 55, 12, 299 in the year 1952-53. The decrease in the visitors is due to the defect in the machines recording the number of visitors, at the main entrance, which require to be replaced. This shows an average of 14,873 visitors per day during the year under report.

4. The clock tower and the trees on both sides of the Central Avenue of the Victoria Gardens were lavishly illuminated on the Republic Day. Band programmes were arranged, and the gardens were thrown open to the public till midnight on two successive days.

5. The Vegetable, Fruit and Flower Show was arranged this year after a lapse of 6 years through the Agri Horticultural Society of Western India, Poona. The society was paid a grant-in-aid of Rs. 3,000 vide Corporation Resolution No. 540, dated the 27th August 1953 to meet the preliminary expenses on the Show. The Show attracted a very large crowd and it was extremely popular with a total number of 50,000 visitors.

6. Two low lying plots in the Victoria Gardens admeasuring about 3,500 square yards were raised and lawn and flower beds were planted thereon. The avenues at the entrance below the clock and at the circle opposite the Garden Superintendent's office, were full of annual flowers and presented a pleasing appearance during the year.

7. As usual Botanical Specimens were supplied to the educational institutions in the state, and student visitors from colleges were conducted round.

8. During the year under report, 38 band programmes, 37 programmes of Indian Vocal Music, 30 programmes of Orchestra music and 422 programmes of recorded music were arranged. In addition to this, music broadcast by All India Radio was relayed every day in the Victoria Gardens between 5 p.m and 7-30 p.m. for the entertainment of the visitors through the radio set installed. A new cabin was provided at Gokhale Park, Parel, at a cost of Rs. 855 to relay radiogram music. 18 music programmes consisting of band music, orchestra and Indian Vocal Music that were arranged at different Municipal Bandstands during the month of February and March 1954, were diverted to the Civic Exhibition Ground, in order to provide entertainment to the visitors at the Exhibition at Cross Maidan and the arrangement proved very successful.

9. The department organized a stall at the Civic Exhibition. A small miniature Zoo was temporarily established and elephant and camel rides were arranged at a nominal rate of anna one per member at the exhibition.

10. A weighing scale was installed at the main entrance to the Victoria Gardens during the last quarter of the year through Messrs. Eastern Scales on the condition that the owner should bear the cost of maintenance etc., and should pay 25 per cent. of the income realized to the Bombay Municipal Corporation. The revenue realized by the department during the short period amounted to Rs. 192-2-0. A charity box was also installed during the year under report in the office of the Garden Superintendent at the instance of the visitors, who are inclined to see the various operations carried out on the sick animals and expressed to pay donations towards the well-being of the animals. The amount realized during the June 1953 and March 1954 amounted to Rs. 141-7-0.

11. Directed children's centre at the Victoria Gardens under the supervision of Bombay Presidency Women's Council, and directed play centres at (1) Mastan Tank Playground, (2) Wellington Memorial Playground and (3) Club Back Playground under the supervision of Young Men's Christian Association continued to be popular as before. During the year under report under the management of the Association one more centre of directed games was opened at the playground opposite their Proctor Branch. The play centre at 2nd Peerkhan Street, was extended by adding a portion of open plot, which was in charge of the Engineering department. This centre also proved to be very popular. The benches and play apparatus were provided at (1) Nardulla Park, (2) Wellington Memorial Playground, (3) Chowpatty Bandstand, (4) Aimag Merwanji Street at Parel, (5) Mahim Foreshore Garden, (6) Shivaji Park, (7) Recreation ground at Bhulabhai Desai Road, (8) Gokhale Park at Parel, (9) Recreation ground at Bhoiwada, (10) Esplanade Bandstand at Cooperage and (11) Wellington Lines Garden at Cooperage, at a cost of Rs. 22,062. Similarly special repairs and new works were carried out at a cost of Rs. 68,303 at Victoria Gardens and Public Gardens. In addition to the above, the conservatory in the Victoria Gardens which had remained in depleted state for a number of years, was renovated at a cost of Rs. 52,000 and a store room for nursery articles was constructed at a cost of Rs. 29,600.

12. Altogether 950 trees were planted during the year on newly constructed roads, some in the gardens and some to replace casualties.

13. During the year under report the live stock in the Zoo section increased by 10.5 per cent.
Increase.—1,451 Mammals, 61 birds, were born; 124 Mammals, 27 birds and 24 reptiles were received as present; 11 mammals, 20 birds and 24 reptiles were purchased and 9 Mammals and 9 birds, were obtained by exchange.

Decrease.—824 Mammals, 128 birds and 24 reptiles died; 1,009 mammals, 40 birds and 6 reptiles were sold; 5 mammals, 30 birds, 8 reptiles were given in exchange. Important births, during the year were of 4 Dingo pups and 2 mouse deer.

14. Important acquisition during the year were 4 very rare specimen of Rattle Snakes obtained in exchange from New York Zoo and are attracting a large number of visitors. One good elephant 'Lakshmi' was purchased from the Proprietor of 'Dewals Circus;' and 4 Toucans and 4 White Swans were purchased from Messrs. Hermann Ruhe of Germany.

15. Being encouraged by the results of breeding experimental animals in the Victoria Gardens for the Municipal Medical Colleges the white mice section was expanded. A bigger house and a special store room were constructed during the year. A special house was allotted for the breeding of white rats. Further proposal to expand the rabbit breeding section is under consideration. The Dean, Govardhandas Sunderdas Medical College has made some amount available from the Special Grant from the Indian Council of Medical Research for providing additional labour required for the work.

16. During the year under report 411 wild animals and birds were treated in the Zoo hospital and 59 specimens of Patho bacteriological interest were examined at the Bombay Veterinary College Laboratory free of charge; we are grateful to the Principal for his willing help and co-operation in the diagnosis of diseases through his laboratory investigations.

17. During the course of investigation of diseases many interesting discoveries were made, noteworthy of which is Entamoeba Hystolitiens infectiou and its successful treatment in one of our Lionesses. In these days of advancement of science the incidence of discasses in wild animals is creating addi'onal interest for investigation. Great strides have been made by the foreign workers in this direction. A well equipped Laboratory in the Zoo Hospital is therefore overdue.

18. The realization from Camel and Elephant rides amounted to Rs. 2,252-14-0 as against Rs. 5,108-9-0 in the previous year. The decrease is due to prolonged illness of the old elephant and also due to removal of the elephant and camel to the civic exhibition during February and March 1954. An amount of Rs. 1,903-8-0 was also realized from the levy on photo camera as against Rs. 1,829-4-0 during the previous year. The realization from the sale proceeds of descriptive and Rhino and snake leaflets amounted to Rs. 755-8-0 and the latter being introduced for the first time in February 1954. The fall in the amount is due to the poor sale of rhino leaflets as the animal is now well known to the visitors.

19. The total expenditure of the Garden department during the year under report was Rs. 5,19,523-6-0 and income by sale of flowers etc. Rs. 38,100-6-9 as against the expenditure of Rs. 4,79,125-13-0 and income of Rs. 25,356-12-9 during the previous year.

D. I. AHMADI,
Superintendent Municipal Gardens.

LIST OF ANIMALS IN THE ZOOLOGICAL SECTION OF THE VICTORIA GARDENS ON 31-3-1954.

	Nos.	Remarks.		No.	Remarks.
<i>A.—Carnivorous Animals.</i>			<i>G.—Birds.</i>		
(1) Lion	3		(1) Turkey Fowl	2	
(2) Tiger	1		(2) Guinea Fowl	6	
(3) Leopard	3		(3) Guinea White	2	
(4) .. Black	1		(4) Jungle Fowl	12	
(5) .. Hunting	1		(5) Fowl, Rhode I. S. Red	4	
(6) Hyacna striped	6		(6) Fowl, white, Laghorn	7	
(7) Wolf	1		(7) Spur Fowl	4	
(8) Jackal	12		(8) Peafowl, white	2	
(9) Alsatian dog	2		(9) Peafowl, Indian	6	
(10) Sheep dog	1		(10) Pheasant, Fire back	1	
(11) Alsatian dog (cross)	2		(11) .. Cheer	3	
(12) Local Dog	1		(12) .. Crow	1	
(13) Dingo	10		(13) .. Monal	1	
(14) Fox	1		(14) .. Koklas	1	
(15) Bear, Sloth	2		(15) .. Silver	2	
(16) .. Himalayan	3		(16) .. Golden	3	
(17) .. Brown	1		(17) .. Amhearst	3	
(18) .. European	2		(18) .. Ring necked	1	
(19) Civet, Lesser (Malbar)	1		(19) .. Tenebrosus	2	
(20) Mongoose	6		(20) .. Kaleage	1	
(21) Ratel (Indian)	1		(21) Hornbill, Pied	3	
(22) Otter	1		(22) .. King	1	
(23) Cat, local	3		(23) .. Grey	1	
(24) Jungle Cat	1		(24) Toucan	4	
	66		(25) Marsh Harrier	2	
<i>B.—Insectivorous.</i>			(26) Horned owl large	1	
(1) Hedge Hog	1		(27) Vulture	1	
<i>C.—Herbivorous Animals.</i>			(28) Partridge Indian	4	
(1) Elephant	2		(29) .. Chakore	9	
(2) Camel	2		(30) .. Black (Nepal)	8	
(3) Giraffe	1		(31) Quail, Bush	7	
(4) Gour	1		(32) Quail Painted	2	
(5) Rhino	1		(33) Pigeon, Jacobin	3	
(6) Zebra, Chapman's	2		(34) .. Chinese	10	
(7) Deer, Sambhar	3		(35) .. Fantailed	23	
(8) .. Spotted	16		(36) .. Common	37	
(9) .. Rib faced	6		(37) .. Mix-carrier	4	
(10) .. Fallow	7		(38) .. Shiraji	20	
(11) .. Mouse	5		(39) .. Nun, red	3	
(12) Antelope, Indian	4		(40) .. Roshan	13	
(13) Antelope, 4 horned	8		(41) .. Powter (Cross)	1	
(14) Gazelle, Indian	4		(42) .. Powter	2	
(15) Gnu	1		(43) .. Basra, Homer	8	
(16) Barbary sheep	1		(44) Dove, Hill	1	
(17) Fat tailed sheep	5		(45) .. Green	2	
(18) Blue Bull	8		(46) .. White	4	
(19) Wild Boar	2		(47) .. Red	10	
(20) Goat, 3 legged	1		(48) .. Crested (Aust)	2	
(21) Antelope (Albino)	1		(49) .. Big (Nepal)	4	
	81		(50) .. Turtle	7	
<i>D.—Marsupial animals.</i>			(51) Macaw, Red and Blue	1	
(1) Kangaroo	1		(52) .. Red and Green	1	
(2) Wallaby	1		(53) .. Yellow and Green	1	
	2		(54) .. Illegers	1	
<i>E.—Rodents.</i>			(55) Cockatoo, white Red crested	2	
(1) Guinea pig	56		(56) .. White Lemon crested	1	
(2) Wild Hare	3		(57) .. White Yellow crested	2	
(3) Rabbit	54		(58) .. Blue eyed	1	
(4) Porcupine	1		(59) .. Roseate	2	
(5) Rat White	35		(60) Parrot, Alexandrine	3	
(6) Mice, White	135		(61) .. Ring necked	10	
	284		(62) .. Blossom headed	2	
<i>F.—Primates or Monkey Tribes.</i>			(63) Budgeriger	15	
(1) Drill	2		(64) Grackle, Hill (Nepal)	1	
(2) Mandrill	2		(65) Myna, Cochin	1	
(3) Baboon, Arabian	2		(66) Myna, Brahmini	2	
(4) Monkey, Langoor	6		(67) Myna, Grey headed	1	
(5) .. Sutimangaby	2		(68) Lalmunia	8	
(6) .. Golden Rhesus	3		(69) Finch, Diamond	62	
(7) .. Lion tailed	3		(70) .. Japanese	2	
(8) .. Mallbrook	2		(71) .. Tiger	11	
(9) .. Green	2		(72) .. Grey-singing	1	
(10) .. Crab eating	2		(73) .. Lavender	1	
(11) .. Rhesus	2		(74) .. Bicoloured	1	
(12) .. Bonnet	2		(75) .. Lark	1	
(13) .. Mona	2		(76) Rooie Pekin	4	
(14) .. Capucine	2		(77) .. Magpie	1	
(15) Slow or Slender Loris	2		(78) Weaverbird, large	1	
(16) Hullock Gibbon	1		(79) Bulbul, Black crested	2	
	37		(80) Sparrow, Java	16	
			(81) Magpie, Blue	2	
			(82) Tree pie	2	
			(83) Jay, Nepal	1	
			(84) Cuckoo, Indian	6	
			(85) Kashi Shama	1	
			(86) Pitta	1	
			(87) Conure, Green	2	
			(88) Waxbill, common	1	
			(89) .. Orange-checked	1	
			(90) Laughing Trush	2	
			(91) Barbet	1	
			(92) Chloropsis	2	
			(93) Crane, Sarus	5	
			(94) .. Demoiselle	3	
				433	

LIST OF ANIMALS IN THE ZOOLOGICAL SECTION OF THE VICTORIA GARDENS ON 31-3-1954—(concld.)

	No.	Remarks.		No.	Remarks.
<i>H.—Birds (Aquatic)</i>			<i>J.—Birds (Flightless)</i>		
(1) Pelican	3		(1) Emu	2	
(2) Swan, Black	5		(2) Ostrich	4	
(3) Swan white	4			6	
(4) Goose, Red bill	6		<i>K.—Reptiles.</i>		
(5) .. Indian	7		(1) Crocodile	3	
(6) .. Magpie	4		(2) Tortoise, Giant	4	
(7) Bargoose	5		(3) .. Star, small	8	
(8) Duck, Muscovi	22		(4) Turtle, Pond	7	
(9) .. Common	2		(5) .. Mud or Ground	3	
(10) .. Brahma	3		(6) Lizzard (Monitor)	1	
(11) .. Pintailed	20		(7) Python (Indian)	3	
(12) .. Comb	5		(8) .. (Malayan)	1	
(13) .. Spot bill	5		(9) Snake, Water	1	
(14) .. Cottontail	10		(10) .. Rat	1	
(15) .. Wild spotted	2		(11) .. Viper Russel	4	
(16) .. Whistling-teal	1		(12) .. Viper, Green	1	
(17) .. Spoonbill	3		(13) .. Cobra	1	
(18) Pochard, White eye	32		(14) .. Green Tree	2	
(19) .. Red head	1		(15) .. Rattle	4	
(20) .. Large and small	22		(16) .. King	1	
(21) .. Tufted	1		(14) Sand Bos, Black Russel	1	
(22) Diver	1				
(23) Seagull, Small	8				
	172			46	
<i>I.—Birds (Waders or semi-aquatic)</i>			Grand Total ... 1,446		
(1) Adjutant	4				
(2) Moorhen	9				
(3) Stork, Black necked	1				
(4) .. Painted	4				
(5) .. White necked	3				
(6) Ibes	5				
(7) Heron, Blue	2				
(8) .. Pond	4				
(9) Egret cattle	5				
(10) .. Lesser white	11				
(11) Water fowl, Black	3				
	41				

D. I. AHMADI.
Superintendent Municipal Gardens

VICTORIA AND ALBERT MUSEUM

Dr. S. C. Upadhyaya held the office of the Curator, Victoria and Albert Museum, during the year under report except for the period from 2nd December 1953 to 28th December 1953 when he was on earned leave. Shri B. V. Mahajan, a senior clerk in the library Department, looked after his work during that period.

2. The number of visitors to the Museum during the year under report as compared with that in the preceding year was as under :—

Year.	No. of days museum remained open	Total No. of visitors.	Daily average.
1953-54	305	10,25,443	3,362
1952-53	305	10,50,667	3,444

3. The Museum remained closed on all Mondays and on 9 important Public Holidays. The practice of keeping the Museum open on Wednesdays for ladies, children and parties of students, was continued during the year. 14,077 students from Primary and Secondary Schools, in the City, visited the Museum with their teachers, during the year as against 15,520 during the preceding year.

4. The admission to the Museum on Fridays, Sundays and Public Holidays (except Wednesdays) was restricted by tickets of ½anna, per visitor, above 12 years of age. The total amount realised by sale of 2,69,949 tickets on 104 ticket days from 1st April 1953 to 31st March 1954 was Rs. 8,435-14-6 as against Rs. 9,233-5-6 realised by sale of 2,95,467 tickets on 109 ticket days during the preceding year. The amount was credited to the Special Fund, called the Victoria and Albert Museum Fund, for further improvement of the Museum. 4,300 copies of the 9th edition of the Victoria and Albert Museum Brochure were sold out at one anna each.

5. Minor repairs to some models were carried out and cleaning and dusting of specimens and showcases was done as usual. A model showing village sanitation was dismantled and newly laid out and exhibited. Another model, showing development plans for improved village life and cultivation, was newly prepared and exhibited. Showcases in Ethnology and Geology sections were re-arranged and rooms prepared for the public to view the exhibits at ease. Glass labels were put up in some more showcases in the Industrial Section. 3 stands for 3 showcases were prepared and put up. 12 wooden barricades were prepared, to make one way movement of visitors. It is now found that visitors can view the exhibits at ease. 173 books from the Museum Reference Library were chemically fumigated.

6. The Assistant Director, National Chemical Laboratory, Poona, and the Superintendent Archaeological Survey, Western Circle, visited the Museum and they appreciated the display of geological specimens and Old Bombay Collection.

7. The Curator worked as Editorial Assistant for "Our Bombay."

8. 11 books were added to the Museum Reference Library out of which 2 were presented and 9 purchased at a total cost of Rs. 146-12-0. The Reference Library continued to be popular with students of art and history.

9. One brass figure of a cow showing working of the syphon was purchased at a total cost of Rs. 30. More specimens could not be purchased as prices of those that were offered for sale were very high. A model of S. S. Siam was presented by Shri E. J. Kail. It was properly exhibited after preparing a new stand.

10. The total expenditure incurred on the maintenance of the Museum was as follows :—

Establishment	Rs.
	31,646
Other expenditure estimated	7,500
Total	39,146

11. The income by sale of copies of the Victoria and Albert Museum Brochure was Rs. 268-12-0 and that from the sale of admission tickets was Rs. 8,435-14-6.

S. C. UPADHYAYA,
Curator.

MUNICIPAL LIBRARIES

Dr. S. C. Upadhyaya held the office of the Chief Librarian during the year 1953-54, except for the period from 2nd December 1953 to 29th December 1953, when he was on earned leave. Shri B. V. Mahajan the senior clerk from the office looked after his work during that period.

For the use of different Libraries, popular and interesting books in English and in the local Indian languages on various subjects, such as general knowledge, philosophy, religion history, short stories etc. were purchased as under with the help of the Books Selection Committee consisting of (1) Education Officer, Bombay Municipality, (2) Superintendent of Urdu Boys' Schools, Bombay Municipality and (3) Shri R. G. Gyani M. A. Curator (Archaeological Section) Prince of Wales Museum—

Language.	1952-53		1953-54	
	No. of Books.	Cost	No. of Books.	Cost
		Rs. a. p.		Rs. a. p.
English	180	819 6 0	107	442 15 0
Marathi	60	165 12 0	78	170 11 6
Gujarathi	131	253 0 0	60	142 1 0
Urdu	150	334 2 0	107	309 2 0
Hindi
Totals	521	1,572 4 0	352	1,064 13 6

More books could not be purchased during the year under report mainly for want of accommodation in library premises 3 books in English written by Mahatma Gandhi and by others on his life and teaching, 9 books on library science and one book of reference were added to the respective stocks of books in the Victoria Garden library. 20 journals were got bound and kept in the reference section.

All the books purchased during the year 1953-54 were classified, accessioned and catalogued. Title and Author cards were also prepared for the same. In addition, the old Urdu books from the Kamathipura and Parel Libraries were classified, accessioned and catalogued in the Central Register and new catalogues prepared for the use of Libraries.

The statement below shows how the books purchased during 1953-54 were allotted to different libraries—

Library at	Books.					Total
	English.	Marathi.	Gujarati.	Urdu.	Hindi.	
(1) Parel	8	9	5	5	27	22
(2) Gell Street	9	8	5	23	...	45
(3) Foras Road	5	8	13
(4) Kamathipura	5	15	...	20
(5) Chikhalwadi	9	9	5	23
(6) Minara Masjid	9	...	5	15	...	29
(7) Null Bazar	9	8	5	22
(8) Bapu Khote Street	10	...	5	24	...	39
(9) Navi Wadi (Ladies')	...	8	5	13
(10) Circulating Muslim Ladies	5	15	...	20
(11) Teli Mohalla	5	15	...	20
(12) Mandvi	...	9	9
(13) Gokhale Road	9	8	5	22
(14) Victoria Garden	9	8	5	22
* (1) Reference Section	1	1
* (2) Library Section	9	9
* (3) Mahatma Gandhi	3	3
* (4) Bound Journals	17	3	20
Totals	107	78	60	107	...	352

*These books form a nucleus for the future Central Library (North Bombay) and are at present kept in the Victoria Garden library.

Popular leading dailies, weeklies and monthlies in English and local vernaculars were subscribed to for Municipal Libraries. Some foreign journals such as Life, Popular Science, Readers Digest were also obtained for circulation in the Libraries. As it was found that libraries were not patronised by the public as well as they might have been, some reduction in the number of periodicals was made by way of economy. Steps were however taken from time to time to subscribe to other periodicals after words on receipt of demands from readers, particularly at Gell Street where Lokmanya (Marathi daily), Mouj (Marathi Weekly) and Satyakatha (Marathi Monthly) were added.

V.—Magazines and Newspapers.

VI. Statement of Visitors etc.

The number of visitors and other particulars showing the progress of different libraries in 1953-54 are given in the statement below :—

Library at	No. of Visitors.	BOOKS ISSUED.			New depositors.	Refunds passed.	PERIODICALS SUBSCRIBED TO FOR LIBRARIES.			Income About.	Expenditure About.
		On Deposit.	Without Deposits.				Dailies.	Week-lies.	Month-lies.		
(1) Parel ...	26,663	2,085	1,728	74	81	7	4	10	Rs. a. p. 34 0 6	Rs. a. p. 542 0 0	
(2) Cell Street ...	17,027	1,348	2,610	81	88	9	6	11	38 6 6	484 0 0	
(3) Foras Road ...	17,034	1,514	1,385	19	12	5	3	6	48 8 0	230 6 0	
(4) Kamathipura ...	18,783	810	1,345	20	23	6	3	6	76 0 0	662 8 0	
(5) Chikhalwadi ...	18,831	1,508	1,151	27	33	7	4	10	12 9 0	83 13 0	
(6) Minara Masjid ...	15,355	962	713	31	21	5	3	6	15 12 0	860 0 0	
(7) Null Bazar ...	20,618	2,486	3,965	51	44	7	4	6	111 1 0	52 15 0	
(8) Bipu Khote Street ...	26,426	2,299	1,650	36	21	6	3	6	44 13 0	869 8 0	
(9) Navi Wadi (Ladies) ...	9,156	3,265	1,329	19	28	4	4	6	25 7 6	863 0 0	
(10) Circulating (Muslim Ladies) ...	2,273	...	2,273	1 12 0	} 222 8 0	
(11) Teli Mohalla ...	20,230	419	1,286	9	14	6	3	6	4 13 0		
(12) Mandvi ...	11,446	1,469	1,169	19	25	5	3	6	23 9 6	29 0 0	
(13) Gokhale Road ...	18,380	847	906	30	35	6	4	10	20 15 6	364 4 0	
(14) Victoria Garden ...	4,377	294	1,503	13	21	4	4	6	13 7 0	8 0 0	
C. L's. office									878 0 3	40,848 0 0	
Totals—1953-54 ...	2,26,599	19,306	23,013	429	446				1,349 2 9	46,119 14 0	
1952-53 ...	2,49,397	20,332	16,320	457	446				1,890 12 0	48,003 0 0	
1951-52 ...	2,66,384	22,782	21,428	465	419				1,525 1 0	42,077 0 0	
1950-51 ...	2,91,978	25,545	20,793	557	460				1,356 0 0	44,611 0 0	
1949-50 ...	2,61,622	25,752	21,107	645	551				604 13 6	30,810 0 0	

The Circulating Library (for Muslim ladies) at Serial No. 10 which was being conducted by a peon only was brought under the control of the Librarian, Teli Mohalla Library at Serial No. 11.

VII.—Reorganization: A Scheme for reorganization has also been approved by the Corporation under their resolution No. 1120, dated the 11th January 1954 and will be given effect to in 1954-55.

*The Salient features of the reorganization are as follows. The Municipal Libraries are now classified into two categories viz. Popular and Less Popular on the basis of daily attendance. Popular libraries are to be in charge of Librarians in the clerical grade and Less Popular Libraries in charge of Library Attendants in a lower grade.

The number of certain magazines and newspapers is to be reduced wherever there is no demand for them or appear inappropriate.

The Corporation under their Resolution No 1304 dated the 4th February 1954 have also approved of the proposal to fill the post of Chief Librarian (lying vacant since 1943) on a revised grade as the number of Municipal libraries in Greater Bombay has increased to 17 (14 in the City and 3 in the Suburbs), and also with a view to make the libraries useful.

The total income during the year under report derived by way of sale of newspapers, fines for late return or recovery for loss of books came to Rs. 1,349-2-9 and the expenditure in running the Libraries came to Rs. 46,119-14-0 as against 1,890-12-0 and Rs. 48,003-0-0 respectively during the previous year.

* Including Establishment Books Printing etc.

CENTRAL STORES

1. During the year Shri F. D'Souza, continued to hold the post of the Controller of Stores.
 2. Tenders were invited for the purchase of stores during the year under report in 170 cases as against 169 cases in the preceding year. The number of contracts for the various Schedules Tenders and Contracts. articles entered during the year was 167 as against 141 in the preceding year. Several of the tenders and quotations were rejected due to high rates quoted by the tenderers.
 3. During the year about 18042 tons of Cement worth about Rs. 17.88 lakhs, 15958 running feet of Black and Galvanized Iron Pipes worth about Rs. 0.21 lakh; 56199 running feet of Cast Iron and Hume Pipes worth about Rs. 3.90 lakhs, 1330 tons of Iron materials worth about Rs. 5.99 lakhs and 102674 yards of cloth worth about Rs. 0.59 lakhs were purchased. 1,549 Bengal maunds of Grains (Grams and Wheat bran) for Head Supervisor and Superintendent of Gardens, worth about Rs. 27,607-13-9 were purchased. Besides, this department was entrusted with the work of supplying Wheat and Wheat Flour to various Hospitals and Maternity Homes and about 268 Bengal Maunds of Wheat worth about Rs. 4,463-15-0 were purchased during the year. The control on G. I. Pipes and majority of Steel materials and all types of cloth are lifted. All Government and semi-Government Bodies receive their requirements of steel only on quota certificates, i.e., planning is done on Producers and Registered Stockists and not on Bombay dealers, thereby obtaining the materials at cheaper rates. The control on Cement still continues and this is only obtained on Authorizations issued by the Government.
 4. The value of stores and other materials purchased during the year including articles received from other departments on Return Stores Mema amounted to Rs. 58.87 lakhs as against Rs. 68.30 lakhs in the preceding year.
Stores.
 - 4A. Purchases of articles by direct debits to departmental grants amounting to Rs. 1,00,594-0-0 were effected during the year under report.
 5. Most of the articles purchased during the year under report were of Indian Manufacture and the value thereof amounted to about Rs. 53.41 lakhs; and value of Foreign goods purchased amounted to about Rs. 5.46 lakhs. During the year 7 Import Licences were received amounting to a total purchase of about Rs. 2 lakhs and these were mostly for Fire Fighting Hose, Sluice Valves and spare parts for Crushers.
 6. 4,943 orders for the purchase of stores were placed with the contractors and other dealers as against 5,279 orders in 1952-53 and 5,311 orders in 1951-52.
 7. 44,388 indents and salesmema were received from the Departments as against 44,418 in the preceding year.
 8. Indented articles which were not in stock or for which no contracts had been entered into were secured from the market by invitation of quotations or tenders by public advertisements except in a few cases wherein direct purchases were made from the market, as such a course was found to be more economical and expeditious. The total number of casual or market enquiries or quotations invited was 505 as against 606 in preceding year.
 9. As in the previous years, no dust bins were supplied to the public.
 10. Articles received from the Contractors and others were examined and compared with the approved samples before acceptance and where the articles differed from the samples, they were rejected and got replaced. The chemical test reports were invariably carried out in case of important paints, turpentine, linseed oils, soaps, disinfectants, etc. S. W. Pipes and Hume Pipes are subject to Hydraulic tests before acceptance. Cement supplies are also invariably tested for tensile strength.
 11. Mixed scrap received from different departments was sold by public auction and cast iron scrap was retained for the new Foundry at the Municipal Workshop. Brass and other non-ferrous scrap was also reserved for the Municipal Foundry. The total amount realised by the sale of unserviceable articles including mixed scrap by public auction during the year amounted to Rs. 43,608-2-0 as against Rs. 34,106-12-0 in the preceding year.
Sales of unserviceable articles.
 12. The total turnover of the department, viz, the Receipts and Issues of Stores during the year came to Rs. 119.48 lakhs as against Rs. 125 lakhs in the preceding year.
 13. The stock of stores on hand was verified departmentally and through the Municipal Stock Verifier. The departmental verification and that by the Municipal Stock Verifier showed no appreciable differences during the year.
 14. General market conditions continued to affect the department to a certain extent as before. The Annual Tenders for the supply of the materials during the year 1954-55 according to various Schedules were invited in the months of November and December 1953. Whenever tendered rates were high, it was decided to reject such tenders even though such a course increased the work of this department enormously.
General.
- The value of stores on hand at the close of the year was Rs. 36.75 lakhs as against Rs. 38.49 lakhs in the preceding year.
15. The quantities of Cement, purchased during the year were much more than those purchased last year. The purchase of this material involved considerable labour and time. The distribution of Cement amongst contractors and various consuming departments presented special difficulties in view of the fact that the supply of Cement was not steady and continuous. However, the department was able to meet the difficulties.

16. This department is under reorganization by Messrs. Ibcons Ltd. and the various suggestions made by them are being given effect to from time to time. According to their recommendations, the potential reduction of staff proposed was 32 per cent. of which a reduction of about 8 per cent. is given effect to up to 31st March 1954, and further recommendations made by them are being implemented by and by. The staff reduced have been absorbed in leave vacancies and also in the posts fell vacant due to retirements.

17. Statements showing (A) the stores transactions during the year as required by Clause XXIX of the Stores Audit Manual (Appendix 'O') and (B) the details of the stock on hand at the close of the year are appended.

F. D'SOUZA,
Controller of Stores.

APPENDIX 'O'

Statement 'A' showing Stores Transactions during the year 1953-54.

Particulars.	Capital Stores (N.S.)	Capital Stores (O.S.)	Total of Capital Stores (2+3).	General Stores.	Line Suspense Account.	Total (4+5+6).
1	2	3	4	5	6	7
	Rs. a. p.	Rs. a. p.	Rs. a. p.	Rs. a. p.	Rs. a. p.	Rs. a. p.
Value of stores on hand on 1st April 1953.	12,72,086 4 10	14,07,123 2 4	26,79,209 7 2	10,93,337 0 2	76,081 9 0	39,48,628 0 4
Value of stores Received including transfers during 1953-54.	6,21,289 10 2	28,69,868 4 0	34,91,157 14 2	23,83,996 3 9	12,013 11 0	58,87,167 12 11
Total ...	18,93,375 15 0	42,76,991 6 4	61,70,367 5 4	34,77,333 3 11	1,88,095 14 0	97,35,795 13 3
Less:						
Value of stores issued including transfers during 1953-54.	8,35,726 11 0	27,56,273 14 1	35,92,000 9 1	24,67,195 14 6	1,922 4 0	60,61,118 11 7
Balance on 1st April 1954.	10,57,649 4 0	15,20,717 8 3	25,78,366 12 3	10,10,137 5 5	86,173 0 0	36,74,677 1 8

APPENDIX 'O'

Statement 'B' showing the details of stock held on 31st March 1953 and 1954.

Particulars.	1953.		1954.	
	Rs.	a. p.	Rs.	a. p.
Capital Account				
(1) Cement (including rapid hardening)	6,684	13 0	1,05,858	11 0
(2) Pipes, Manholes, Hydrants, Water and Drainage castings, etc.	12,08,983	6 4	11,22,637	15 2
(3) Mild Steel round Bars, Flats, Squares, Plates, etc., G. I. and Black Sheets	8,81,093	0 1	8,51,201	7 6
(4) Pipes, Stoneware and Hume	11,923	5 0	31,864	13 0
(5) Galvanized and Black Pipes and Fittings	4,15,933	12 9	2,19,086	11 7
(6) Lead Pipes, Lead Pig and Lead Wool	1,20,656	12 0	2,20,216	10 0
(7) Asbestos Sheets and Pipes	33,934	6 0	27,500	8 0
Line Suspense Account				
(8) Water Works Castings on the Line	76,081	9 0	86,173	0 0
General Account				
(9) Spindle Brass and Brass Fittings	38,721	14 0	58,651	11 0
(10) Meter Parts	28,939	6 3	45,359	3 3
(11) Bolts, Nuts, Rivets, Nails, Hinges, Hooks, Eyes, Washers and Hardware etc.	30,016	11 6	34,966	7 0
(12) Brooms, Coa and Date and Brushes	20,375	13 6	18,168	5 6
(13) Cables and Wire	57,638	7 0	42,742	10 0
(14) Electric Accessories, Fans, Bulbs, Electrodes, Dry cells, etc.	53,227	15 9	58,957	7 3
(15) Files and Rasps	1,214	14 0	1,371	1 0
(16) Motor, spare parts	14,433	9 0	8,964	5 0
(17) Oil, Castor, Coconut, Sweet, Kerosene, Grease and Lubricating, etc.	35,751	1 3	33,948	7 3
(18) Timber, Ladder, Shafts, Bhendi wood Nowghani Poles, Plywood sheets etc.	20,053	14 0	17,085	14 0
(19) Clothing	2,81,944	2 10	1,74,920	2 6
(20) Disinfectants, Tropical Chloride of Lime, Cleaning Powder, Cynogas, etc.	7,926	0 0	16,117	13 0
(21) Motor Tyres, Tubes, including tyers from disposal	25,999	13 2	15,317	10 0
(22) Tool, Machinery, Foot rules, Spanners, Drills, Saws, Auger screws, etc.	23,981	8 0	30,238	13 0
(23) Soap and Soda	10,283	9 0	8,543	6 0
(24) Basket, Cane, Bamboo and wooden	5,315	15 0	15,897	3 0
(25) Buckets, Dust Bins, Ghamellas, enamelware, Glassware, Tinware, Hurricane Lanterns etc.	54,311	9 7	37,510	5 1
(26) Hose-Rubber, Belting-canvas, Paulin Covers, Oil cloth, etc.	1,79,201	10 4	2,38,137	10 0
(27) Firewood, Gas Coke, Steam Coal, Coal-tar, Pitch, Charcoal, etc.	1,324	2 0	4,849	0 0
(28) Wires, Brass-rods, Copper Sheets, Zinc Sheets, etc.	17,046	14 0	17,165	12 0
(29) Leather Hides, Chamois, Chappals, Plunger, Boots and other Leather articles	11,139	1 0	12,177	4 0
(30) Coir goods, cotton goods, Yarn Spun, Waste Cotton, Packing Asbestos, etc.	45,178	14 9	30,284	4 9
(31) Crusher Parts	2,211	11 0	193	0 0
(32) Paints, Powders, Linseed Oil and Terpentine	91,895	1 0	42,794	13 0
(33) Locks of sorts	3,011	5 0	3,254	5 0
(34) Miscellaneous (Polish, Candle, Glue, Gum, Tiles, Powrahs etc.)	32,192	1 3	42,520	8 10
Total	38,48,628	0 4	36,74,677	1 8

F. D'SOUZA,
Controller of Stores..

LICENCE DEPARTMENT

Dr. G. R. Pradhan, B.A., Ph.D., who continued to hold the post of the Superintendent of Licences during the year under report, expired on 11th December 1953, and the work of the department was being supervised by the Assistant Superintendent of Licences and the Assistant Superintendent of Licences (Encroachments) under the direct supervision of the Deputy Municipal Commissioner (General).

This department consists of three Sections, viz., (1) Licensing, (2) Advertisement and (3) Removal of Encroachments. The total income received from fees, etc., in respect of the above during the year 1953-54 was as under :—

	Rs.
(1) Licensing	10,29,254
(2) Advertisement	4,79,980
(3) Removal of Encroachments	5,84,600
Total	20,93,834

Licence Section

2. Licences under Sections 394 and 412-A and permits under Sections 390 and 393 of the Municipal Act.— The total number of licences and permits issued under these Sections during the year was 33,973 and the fees realised therefrom amounted to Rs. 10,20,220. A comparative statement of the number of licences issued and the fees realised during the year and the preceding two years is shown below. The figures compare favourably with these of the previous years as shown in the statement.

Particulars.	NUMBER OF PERMITS AND LICENCES.			AMOUNT OF FEE RECOVERED.		
	1951-52	1952-53	1953-54	1951-52	1952-53	1953-54
				Rs.	Rs.	Rs.
Commodities and trades (Section 394)	31,263	32,633	32,426	9,39,874	9,89,946	9,83,606
Steam whistle blowing (Section 393)	35	44	40	710	880	810
Milk Products, Ghee and Butter (Section 412A)	1,390	1,378	1,320	8,969	8,889	8,565
Factories (Section 390)	144	165	187	18,000	17,275	27,239
Transfer of Licences (Sections 394 and 412A)	2,073	2,402	2,690	7,043	8,178	8,959
Transfer of Permits (Section 390)	41	27	9	205	172	75
Total	34,946	36,649	36,672	9,74,801	10,25,940	10,29,254

The amount outstanding as licence fees on 31st March 1954 was Rs. 75,780 in respect of 1,558 Notices of Demand, as against Rs. 1,20,310 in respect of 1,959 Notices of Demand on 31st March 1953. The loss of revenue incidental to the disuse or demolition of old licensed places or the diversion of their user not entailing licences amounted to Rs. 45,740, as against Rs. 52,028 in the preceding year. Miscellaneous receipt amounted to Rs. 1,064, as against Rs. 1,330 in the preceding year.

Advertisement

4. The total number of permits for advertisements issued during the year under Section 328 and 328A was 3,592 and the receipts therefrom amounted to Rs. 4,79,980. These figures compare favourably with that of the year 1952-53, as would be seen from the statement below. The amount of fees collected during the year under report was more than that collected during the previous years because a number of permits under Sections 328 and 328A were issued during the year under report against deposits received during the previous years.

Particulars.	Number of permits issued			Amount of fees collected		
	1951-52	1952-53	1953-54	1951-52	1952-53	1953-54
Wellposters, hoardings and boards	1,568	1,524	1,685	1,60,748	1,28,698	1,86,608
Movable boards on hand-carts, etc.	417	328	397	95,782	67,977	1,45,488
Illuminated advertisements and sky-signs	791	388	821	93,814	35,542	76,657
Non-illuminated sky-signs and advertisements	470	589	610	30,685	36,026	27,335
Non-illuminated kiosks	12	34	26	3,615	10,758	11,340
(Number of kiosks)	(1,446)	(4,303)	(4,536)
Wallpaintings	100	45	53	18,258	5,468	15,192
Auctioneers
Specie Rent
Composition for delayed payment	9,765	6,931	17,360
Total	3,558	2,908	3,592	4,12,658	2,91,400	4,79,980

Hawkers

5. The total number of hawkers and squatter licences issued during the year was 30,392 and the fees realised therefrom amounted to Rs. 3,75,278. The removal charges recovered under Section 490 amounted to Rs. 2,09,322. The outstanding amount of licence fees from squatter licences (as on 31st March 1954) was Rs. 54,784. The loss of revenue incidental to the cancellation of Reserved Areas was nil.

Particulars.	Number of licences issued.			Amount of fees collected		
	1951-52	1952-53	1953-54	1951-52	1952-53	1953-54
				Rs.	Rs.	Rs.
Squatters' fees collected in Reserved Areas (under Section 313) ...	34,408	27,640	24,960	3,18,491	3,63,507	3,50,057
Fees received from itinerant hawkers' licences (under Section 313-A) ...	9,353	8,345	5,432	28,606	25,937	25,221
Total ...	43,761	35,985	30,392	3,47,097	3,89,444	3,75,278
Recovery of expenses (under Section 490) for removal of encroachment under Section 314	1,55,509	1,82,526	2,09,322
Total ...	43,761	35,985	30,392	5,02,606	5,71,970	5,84,600

6. The number of prosecutions launched during the year under report and the results thereof, as compared with those of the preceding two years, are as under:—

Year.	Offence against Section	Total number of cases instituted.	Number of cases with- drawn on compliance with law.	Number of cases which resulted in conviction.	Amount of fines inflicted.	Number of cases which resulted in acquittals.	Number of cases re- maining un- disposed of on 31st March of the year.
1951-52	...	394	2,303	1,189	949	2	392
1952-53	...	394	1,926	1,362	521	4	431
1953-54	...	394	2,205	1,262	805	26	543
					Rs.		
1951-52	... 328 & 328A	469	497	72	4,798	196
1952-53	... Do.	567	330	47	820	5	381
1953-54	... Do.	1,757	1,166	99	979	4	869
1951-52	... 412A	30	32	2	60	14
1952-53	... Do.	42	31	2	39	23
1953-54	... Do.	53	39	1	5	36

7. Deposits.—The total amount received and held in deposit during the year was Rs. 4,65,872 of which the particulars are as under:—

Advertising	Rs. 2,89,516
Licensing	1,76,356

The total amount held in deposit (including the deposits carried forward from the previous year) on 31st March 1954 was Rs. 7,43,442.

8. Revenue.—The total revenue of this department during the year was Rs. 20,93,834 as against Rs. 18,88,710 in the previous year.

J. K. DARUVALA,
Dy. Municipal Commissioner (General)

SHOPS & ESTABLISHMENTS

Subject : Administration Report for the year 1953-54.

Shri S. G. Redkar, B.Sc., LL.B. continued to be in charge of the Department upto 9th October 1953 and Shri V. G. Sabnis, B.E. (Mech.), was in charge for the remaining period of the year.

2. *Registration.*—The total number of establishments on 31st March 1953 and 31st March 1954 under the various categories stood as under :—

	31-3-1953	31-3-1954
Shops	56,958	59,725
Commercial Establishments	16,993	17,507
Residential Hotels	221	239
Restaurants and Eating Houses	4,560	4,869
Theatres, etc.	73	74
Total	78,805	82,414

3. *Complaints.*—2,141 complaints were received during the year under report. Besides these, 110 complaints were pending at the close of the preceding year. Of these, 2019 complaints were investigated, while in 232 cases investigations were not completed till the close of the year under report. Action was taken wherever necessary.

4. *Mass-raids.*—200 Mass-raids—96 during day time and 104 during night time—were carried out during the year, with a view to enforcing the provisions of the Act, more effectively, besides the visits paid by the respective Inspectors in the course of their usual duties.

5. *Visits and Re-visits.*—The total number of visits paid to the different types of establishments was 67,510. Of these 52,768 were to shops, 7869 to Commercial Establishments, 326 to Residential Hotels, 6438 to Restaurants and Eating Houses and the remaining 109 to Theatres, etc.

6. *Prosecutions.*—The Statement showing the number of prosecutions launched, fines inflicted, etc., during the year ended 31st March 1954 and also 1953 is given below :—

Year.	Cases pending from previous year.	Cases filed.	Cases disposed of				Total.
			Convictions.	Withdrawals	Acquittals.		
1	2	3	4	5	6	7	
1952-53	502	2,888	2,282	7	80	2,369	
1953-54	1,021	3,885	3,899	508	21	4,428	

Cases pending at the close of the year.	Fines.	Average fine per case.	Remarks.
8	9	10	11
	Rs. a. p.	Rs. a. p.	
1,021	85,414 8 0	37 7 0	
478	1,27,481 0 0	32 11 2	

In prosecution case No. 555/SEM, a Revision Application No. 1380, of 53 was filed in the High Court for enhancement of the fine of Rs. 10 imposed by the Lower Court, which was below the minimum fine of Rs. 25 prescribed under Section 52 of the Bombay Shops and Establishments Act, 1948. The High Court upheld the view of the Municipality and enhanced the fine in this case from Rs. 10 to Rs. 25

Out of 508 Court cases withdrawn, 505 were due to their being time-barred and 3 because of duplicate filing of cases against the same accused for the same offences. Of 21 acquittals, 4 were due to benefit of doubt being given to the accused, 6 cases on account of death of the accused persons, 6 being time-barred and the remaining 5 due to the Magistrate not upholding the view point of the prosecution.

7. *Grant-in-aid.*—Government sanctioned Grant-in-aid of Rs. 86,169-14-0 for the year 1952-53, while an amount of Rs. 15,564-0-0 only was realised by the Municipality by way of Registration fees, etc., during the same year. The total expenditure incurred by the Municipality for the administration of the Act during the same year was Rs. 2,86,571-4-7. The necessity for suitably increasing the grant-in-aid payable to the Municipality for administering the Act, with a view to lightening the burden of the cost of administration of the Act,

on the Corporation was brought to the notice of Government on various occasions. Government, however, intimated that in view of the recent amendments to Sections 60 and 61 of the Act, under which the power of prosecution vests in the Corporation or its Municipal Commissioner it would be possible for the Municipality to launch more prosecutions and consequently be eligible for larger grants-in-aid. Doubts were, however, expressed by this department whether prosecutions would increase as presumed by Government. There was no appreciable increase in the number of prosecutions during the year under report, over those for the year 1952-53 as in fact 550 court cases could not be filed in 1952-53 because offences detected got time-barred before they could be forwarded to the Corporation for sanction, (on account of the time-limit for prosecution being reduced from 6 months of the date of commission of an offence to 3 months). The position in this respect will, however, have to be watched for some time more. The income from Registration Fees, etc., for the year 1953-54 was Rs. 13,501-2-0 and fines realised Rs. 1,27,481.

8. *Reorganization.*—As a result of re-organization of the Department during the year under report, the work of the Inspectorial as well as the ministerial staff was redistributed, on account of which it was possible to reduce 3 Senior Inspectors, 6 Junior Inspectors, 2 Clerks, 1 Assistant Clerk, 10 peons and 1 Watchman.

Theatre Tax

The administration of the Theatre Tax Section, for the purposes of recovery of the Tax continued to be under the control and supervision of the Chief Inspector, Shops and Establishments.

A Special Pay of Rs. 75 and Rs. 25 per month respectively was continued to be granted to the Chief Inspector, Shops and Establishments and to one Head Clerk for supervision and accounts work during the year under report.

2. *Theatre Tax.*—Corporation sanctioned the levy of Theatre Tax for the year 1953-54 at the rates shown below which were the same as for the previous year.

Type of Entertainment.	Maximum amount of Tax.
(1) Class I Cinema Theatre	Rs. 10 per show.
(2) Class II Cinema Theatre	Rs. 7 per show.
(3) Drama, Concert, Variety Entertainment or Tamasha	Rs. 7 per show.
(4) Circus, Carnival or Fete	Rs. 10 per day.
(5) Any other Entertainment	Rs. 7 per show or if there are no separate shows Rs. 7 per day.

The Municipal Commissioner allowed, for the year 1953-54 also, a rebate of 12½ per cent. and 20 per cent. on the above Taxes for class I and class II Cinema Theatres respectively on condition that they paid the tax in advance for the full month, by the 5th of the month. There were in all 21 Class I and 35 Class II Cinema Theatres in the City and the tax was paid regularly.

The tax was also recovered in respect of Dramas, Dances Variety Entertainment programmes, etc., held at different Halls, Theatres and other places, where admission was on payment.

Exemption from payment of Theatre Tax, was granted to performances that were exempted from payment of Entertainment Duty by the Commissioner of Police.

The total income derived during the year 1953-54 was Rs. 4,91,487-4-0.

Revenue—The total revenue of this Department during the year under report was as follows:—

(1) Registration Fees, etc.	Rs. 13,501 2 0
(2) Theatre Tax	Rs. 4,91,487 4 0
(3) Miscellaneous Receipts	Rs. 11,554 1 6
Total	5,06,542 7 6

V. G. SABNIS,
Ag. Chief Inspector,
Shops and Establishments.

MARKETS AND SLAUGHTER HOUSES

1. Dr. L. M. Hira, C.B.V.C., M.R.San.I., took over the charge of the office of the Superintendent of Markets and Slaughter Houses from Dr. J. P. Pereira, on his retirement on the 11th June 1953, and continued to hold the post till the end of the year.

2. The importance of the Markets in the economic life of the City can be gauged from the fact that roughly over a lakh of people visit the Markets daily. These Markets are called upon to handle enormous quantities of daily necessities of life like, fruits, vegetable, fish, meat, poultry, provisions etc., for the local consumption as well as for trade purposes elsewhere.

3. There were in all 43 Markets interspersed in different localities of the City. Out of these, 21 Markets including 3 Squatters Areas were the property of the Municipal Corporation, while the rest were owned by Private individuals and Trusts, including the newly opened full-fledged Private Market at Cckhale Road (South) known as 'Shro'f Market'. The amount of license fees realised from the owners of the Private Markets was Rs. 81,625 as against Rs. 72,860-6-0 in the previous year.

4. The squatters area at Nowroji Hill Road and Parel Village were continued during the year, while the one at Sandhurst Road was discontinued from July 1953. Appendix 'A' shows the number of stalls occupied and vacant, and the gross receipts and expenditure, etc., in respect of Municipal Markets and Squatter Areas.

5. During the year, there were 188 licensed Outside Shops spread all over the City for the sale of mutton, beef and pork as against 185 in the preceding year and the license fee received therefrom was Rs. 11,917.

6. Markets and Slaughter Houses yield substantial revenue to the Municipal Corporation and during the last 15 years the income had almost quadrupled. The total receipts for the Department amounted to Rs. 36,14,250 as against Rs. 36,16,408 in the previous year. This slight fall in the revenue was mainly due to the decrease in the receipts from stallage charges, squatters fees and realisations from the Scale-Shed. The revenue was somewhat adversely affected due to the existence of a large number of Outside Squatters in the vicinity of the Markets viz., Fort, Majid, Bunder Bhuleshwar, Erskine Road, Fergusson Road and Dadar. An amount of Rs. 20,000 which was recovered in respect of stallages remained unaccounted for as it was held in deposit. Appendix 'B' shows the amounts realised during the year, under different important items of revenue together with those of the previous year.

7. The work of collecting fees on the parcels arriving at the Scale-Shed of Arthur Crawford Market continued to be done departmentally. The revenue collected from this source amounted to Rs. 4,59,340 as against Rs. 4,66,669 realised during the preceding year.

8. The scope of Municipal control over Markets including Private Markets extends to General Supervision, Sanitation, Licensing, Working hours, repairs and replacements, etc.

All the Markets were regularly supervised. Various types of obstructions and encroachments, as also nuisances caused on account of throwing of refuse in the passages of the Markets and indiscriminate spitting of Pan-juice etc., were dealt with and steps were taken to educate the stall-holders in the matter of observing clean and healthy habits and arousing civic consciousness among the persons working in the Markets.

9. The need for inducing squatters outside the Markets or on the roads to occupy stalls provided in the Markets was being tackled through public co-operation and sustained Municipal efforts. In the present circumstances, the resultant insanitation and congestion in markets are problems which require to be tackled.

10. The following improvements and expansions to the Municipal Markets were carried out during the year —

- (1) In the Arthur Crawford Market, 2 new Chowkies for the staff were provided and roads in the Scale-Shed paved; 16 mutton stalls were repaired and 2 new Cast Iron Gates added.
- (2) In the Erskine Road Market 12 collapsible gates were repaired and channel drain with Cast Iron Gratings provided. Stone pavement was renewed and Reinforced Cement Concrete Partitions were provided in the Head and Liver Section. 30 Reinforced Cement Concrete stalls in place of old wooden ones were constructed in old Vegetable Section.
- (3) At the Pedder Market, mutton stalls were shifted from the Fish Section to another suitable site and Inspectors' Chowky was repaired and provided with Mangalore tiles.
- (4) Roof of Fish Section was renewed and an open channel drain provided in the Fergusson Road Market.
- (5) In the Kamathipura Market all the mutton stalls were renovated and 8 additional mutton stalls were also provided.
- (6) The roof of the Vegetable Section in the Elphinstone Road Market was renewed.
- (7) The work of constructing new composite Market at Dongi was taken in hand.

Besides the above, in order to improve lighting, additional lights were provided in some of the markets.

11. Inspection of food-stuffs sold in the markets was rigidly carried out and over 5,01,178 lbs. of fish, meat, fruit and vegetables were destroyed by Market Inspectors throughout the year in their drive to curb the sale of unwholesome food.

12. Special efforts were made to detect the smuggling of animals and contraband meat and unauthorized slaughter. Surprise raids were systematically carried out and the total quantity of contraband meat seized and

destroyed was 21,579 lbs. as against 21,462 lbs. in the preceding year. In all 182 seizures were effected in different parts of the City and 160 prosecutions were instituted, resulting in the conviction of 156 persons and recovery of fine amounting to Rs. 2,975. Besides this, over Rs. 3,000 were recovered by way of penalty for importing animals into the City without requisite permits.

13. With a view to regulate the fruit and vegetable trade in the City, high level discussions and meetings were held with the Government representatives and others and as a result thereof it was decided to amend certain provisions of the Bombay Municipal Corporation Act and also the conditions regarding the grant of licenses to brokers and dealers operating in various Municipal Markets.

SLAUGHTER HOUSES

14. There were 4 main Slaughter Houses and all these were run by the Corporation except the Jhatka Slaughter House which was privately owned. The revenue derived from this source amounted to Rs. 9,84,867 as against Rs. 9,54,977 last year.

The position of the Bandra Slaughter House is unique not only in the State of Bombay but in the whole of India. It is probably the biggest Slaughter House in which about 17 buffaloes, 250 cattle and 2500/3500 sheep and goats are slaughtered every day. As the Bandra Slaughter House is situated close to a first class suburban residential area it is an eyesore and a nuisance. The present site is also objected to by the Aerodrome authorities.

15. Having regard to the growth of the City and the need for reforms, it would appear that the Slaughter Houses need substantial improvements to conform to modern standards. It seems that a completely new Slaughter House alone can meet the needs of the times. Anxious thought was being given to this question and the only obstruction in the achievement of this object however, was the large outlay of nearly a crore of rupees necessary for the purpose. Meanwhile, efforts were being made to improve conditions of the existing Slaughter Houses despite serious difficulties.

16. The number of animals brought to the Fair Ground at the Bandra Slaughter House and the number of animals rejected as unfit on anti-mortem examination as compared with those of the previous year were as under —

Year	Animals brought to the Fair Ground			Animals rejected as unfit on anti-mortem examination		
	Buffaloes	Cows and Bullocks	Sheep and Goats	Buffaloes	Cows and Bullocks	Sheep and Goats
1953-54	5,652	77,675	13,27,463	92	506	7,427
1952-53	5,738	77,962	13,47,703	119	803	8,683

The number of pigs and piglings brought for slaughter at the Arthur Road Slaughter House during the year was 12,252 and 535 out of which 12,161 pigs and 535 piglings were slaughtered.

17. The principal causes of ante-mortem rejections were Emaciation, Exhaustion, Pregnancy, Sheep-pox, Foot-rot and other diseases or infections rendering meat unfit for human consumption. In case of buffaloes and cattle, most of the rejections were due to animals being young and fit for breeding, milch or farm purposes.

The chief causes of post-mortem condemnation were Cysticercous Boviz, Liver Flukes, Abscesses, Bruises, Emaciation, Hydatid-Cysts, and Parasitic nodular infections of liver and lungs. The main causes for rejection of pigs were Tuberculosis, Pregnancy, Cysticercous Celulose, Rash, Bruises, Cysts and injuries.

18. Government Veterinary staff visited the Slaughter House daily to inspect the horned cattle according to the provisions of the Cattle Preservation Act. Rigid inspection which included ante and post mortem examination and grading and stamping of dressed carcasses, rejection and destruction of unwholesome meat etc., by qualified Veterinary staff was enforced at all Slaughter Houses.

19. The approximate weight of dressed carcass meat of buffaloes and cattle was 8,182 tons, of sheep and goats 8,883 tons and that of pigs 272 tons. The quantity of meat rejected and destroyed as unfit for human consumption was 24.12 and 6 tons which worked out to 0.30, 0.15 and 2.25 per cent. respectively of the total meat produced.

20. The details with regard to the number of animals slaughtered and the fees realised etc., are shown in Appendix 'C'. The Fair Ground fees at the Bandra Slaughter Houses were collected departmentally. An amount of Rs. 1,08,736-10-9 which was recovered at the Bandra Slaughter House during the period April-November 1952 and February-November 1953 as enhanced entrance fee was refunded to Budget 'D' during the year under report.

21. Lectures and Demonstrations on Food Inspection, Meat Hygiene etc., were given to Medical and Veterinary Students of various colleges as also to students preparing for Sanitary Inspectors' Examination.

22. The Markets and Slaughter Houses Department participated in the Civic Exhibition organised by the Bombay Municipal Corporation from 5th February to 21st March 1954. A large size cut-out model of the Crawford Market along with 11 ft. high coloured map of Greater Bombay showing the location of different Markets and Slaughter Houses in transslides were exhibited. Choice specimens of fruits, vegetables, fish, flowers, etc., were put on display. An up-to-date Aquarium as also an Incubator and Egg Grading and Carding Machine were installed to bring home to the consumers the advantages accruing from grading of eggs etc. A picture gallery and a number of attractive posters, Charts, Graphs, etc., depicting various marketing activities were put up with a view to help to create greater Civic consciousness amongst the citizens. The Market Pavilion attracted large crowds daily.

APPENDIX 'A'

Statement showing the number of stalls occupied and vacant, and the Gross receipts and expenditure etc., in respect of the Municipal Markets and squatter areas.

Name of Market	Total number of stalls.		Average No. of stalls vacant per quarter.		Stallage charges 1953-54	Squatter fees, licence fees etc., 1953-54.	Total gross receipts 1953-54.	Total expenditure 1953-54.	Net receipts 1953-54.	Net receipts 1952-53.	Increase or decrease in the net receipts over the previous year.	Total cost of Markets upto 31-3-53.	Percentage of Net Receipts on the cost.
	1953-54	1952-53	1953-54	1952-53									
Colaba	45	45	3	1	Rs. a. 15,061-2	Rs. a.p. 11,806-12-0	Rs. a.p. 26,857-14-0	Rs. 10,165-7	Rs. a. 16,702-7	Rs. a. 16,602-7	+ 100-0	Rs. 97,756	16.9
Fort	170	170	6	6	53,065-7	17,427-6-0	70,492-13-0	20,075-14	50,416-15	50,286-4	+ 130-11	4,30,880	12.3
Arthur Crawford.	1,019	1,025	11	7	6,11,225-8	6,61,833-3-0	1273,058-11-0	3,36,115-13	9,36,942-14	9,94,464-10-6	-57521-12-6	24,22,789	38.6
Pork(Dhobi Talao)	3	3	5,880-0	8-0-0	5,888-0-0	1,412-13	4,475-3	4,471-0	+ 4-3	20,888	19.7
Bhuleshwar	201	201	12	9	50,294-15	654-0-0	50,948-15-0	16,794-9	34,154-6	37,911-11	-3,757-5	29,427	16.
Masjid Bunder	4	5	540-0	7,221-8-0	7,761-8-0	7,742-5	19-3	1,576-4	-1,557-1	17,346	0.2
Erskine Road	815	817	119	111	2,17,767-9	39,841-0-0	2,57,608-9-0	98,269-4	1,59,339-5	1,69,702-5-6	-10363-0-6	5,97,612	26.2
Peddar (Mazgaon)	24	24	Nil	1	8,934-0	22,603-9-0	31,557-9-0	17,470-10	14,036-15	11,369-0	+ 2,717-15	57,863	24.3
Chowpatty	69	69	21	19	6,417-6	7,577-11-0	13,995-1-0	11,522-0	2,473-1	3,734-13	-1,261-12	4,67,280	0.5
Fergusson Road...	24	24	2	3	9,374-13	28,305-5-0	37,680-2-0	21,931-4	15,748-14	20,327-13	-4,578-15	25,473	61.07
Kamatipura	88	89	18	21	16,178-9	9,447-7-0	25,626-0-0	13,662-3	11,963-13	10,559-2	+1,404-11	55,498	21.5
DeLisle Roadsheep	48	48	21,825-0	2,894-0-0	24,719-0-0	14,902-6	9,816-10	9,727-12	+ 88-14	25,000	39.2
New Worli	43	43	5	6	19,684-8	19,422-5-0	39,106-13-0	15,749-15	23,356-14	23,090-0	+ 266-14	1,79,947	12.9
Prabhadevi	9	9	3,220-0	19,136-5-0	22,356-5-0	12,392-10	9,963-11	14,951-8	+ 452-3	23,819	13.9
Elphinstone Road.	39	39	15,718-2	49,013-14-0	64,732-0-0	19,194-15	45,537-1	45,427-1	+ 110-0	31,843	142.7
Dadar	10	10	4,320-0	1,12,401-14-0	1,16,721-14-0	50,022-15	66,698-15	74,077-5	-7,378-6†	1,51,676	43.9
Gopi Tank marke.	11	11	...	2	12,261-7	27,399-2-0	39,660-9-0	12,204-4	27,456-5	17,860-1	+9,596-4	64,790	42.3
Gold Mohur castle	3,14,850-5-0	3,14,850-5-0	81,858-0	2,32,992-5	2,53,021-14-3	-20029-9-3	5,16,603	45.1
<i>Squatter Areas:-</i>													
Dwarkanad Man- sion's footpath at Sandhurst Road	1,429-2-0	1,429-2-0	1,790-8	-361-6	4,533-15	†
Nowroji Hill	54,032-7-0	54,032-7-0	14,156-9	39,875-14	39,073-5	+ 802-9
Parel Village	8	...	2,361-2-0	2,361-2-0	1,613-4	747-14	589-11	+ 159-3
Total	2,622	2,632	197	186	10,71,788-6	14,09,656-5-0	24,81,454-11-0	7,79,047-8	17,02,407-3	17,97,916-14-3	106,447-13-3	52,16,490	

N.B.—The main reason for the decrease in the net receipts in some of the Markets was due to general slump in trade, coupled with increase in expenditure over repairs and improvements, and increase in the percentage of vacant stalls. The revenue was some what adversely affected due to the existence of large number of outside squatters in the vicinity of the Markets.

* The decrease in revenue is mainly due to (1) increase in the expenditure on repairs and maintenance by about Rs. 25,000 (2) outstanding adjustments of stallage deposits to the tune of Rs. 20,000 and (3) less recoveries from A. C. Scale-Shed due to bad sweet-lime season.

† A sum of Rs. 30,000 payable as ground rent by Shri A. K. Irani is not included in the above figure.

‡ This squatter area was closed from 1st July 1953 and hence the income figure cannot be compared with the last years figure.

L. M. HIRA,
Superintendent of Markets and
Slaughter Houses.

APPENDIX 'B'

Statement showing the receipts under different items during the year 1953-54 and those of the previous year.

Serial No.	Particulars.	1953-54.		1952-53.	
		Rs.	a. p.	Rs.	a. p.
1	Stallage charges	10,71,788	6 0	10,94,682	7 6
2	Squatter Fees	8,58,431	6 0	8,72,583	1 3
3	Fair Ground fee at Bandra Slaughter House	3,37,584	3 6	3,34,034	11 9
4	Slaughter and removal fees collected at the Bandra Slaughter House, DeLisle Road Sheep Market and Pig Slaughter House.	6,03,503	9 0	5,79,772	8 0
5	Licence fees from stalls, shops in the Municipal Markets	8,002	0 0	7,834	0 0
6	Licence fees for doing different types of business at Bandra Slaughter Houses.	11,505	0 0	10,573	0 0
7	Licence fees from Private Market's owners	81,625	1 0	61,257	13 0
8	Licence fees from firms dealing in foreign fish and imported meat, etc.	2,000	0 0	2,700	0 0
9	Licence fees for outside meat shops	11,917	4 0	11,984	0 0
10	Licence fees from butchers in Private Markets	2,310	0 0	2,164	0 0
11	Licence fees from brokers in different Municipal Markets	17,209	0 0	15,388	0 0
12	Licence fees from Kamatries, slaughterers etc, in Arthur Road Slaughter House, Zatka Slaughter House, etc.	955	0 0	1,035	0 0
13	Scale fees at A. C. Market.	4,59,340	14 0	4,66,669	0 6
14	Sale of the Right of blood at the Bandra Slaughter House	19,101	0 0	16,901	0 0
15	Sale of the Right of removing bone pieces at Bandra Slaughter House.	315	0 0	1,051	0 0
16	Nokarnama Fees	1,660	0 0	1,667	0 0
17	Cold Storage Fees	52,405	1 0	53,054	2 0
18	Ground Rent	24,394	0 0	22,359	5 0
19	Chawl Rent	11,903	8 0	11,611	6 0
20	Miscellaneous Receipts	38,299	5 0	49,086	9 6
Total Rs.		36,14,249	9 6	36,16,408	0 6

L. M. HIRA,

Superintendent of Markets and Slaughter Houses.

APPENDIX "C"

Statement showing the number of animals slaughtered or removed for private slaughter and the amount of slaughter and removal fees, etc., Levied thereon during the year 1953-54.

Description of animals.	April 1953.	May 1953.	June 1953.	July 1953.	August 1953.	September 1953.	October 1953.	November 1953.	December 1953.	January 1954.	February 1954.	March 1954.	Total No. of animals.	Total amount of slaughter fees, etc.
Buffaloes ...	453	476	443	472	485	465	468	463	470	470	430	480	5,575	Ra. 83,625 0 0
Buffaloes removed to Bombay
Buffaloes for private slaughter in Bombay
Cows (Bombay)
(Bandra) ...	733	782	811	797	826	830	776	802	858	909	822	796	9,742	9,742 0 0
Bullocks ...	5,528	5,354	5,100	5,123	5,077	5,565	5,858	5,696	6,579	6,738	5,844	5,515	67,977	1,01,965 8 0
Sheep and goats for Bombay ...	80,415	77,604	78,130	81,030	79,077	77,129	77,475	76,143	80,488	78,260	72,157	81,936	9,39,844	2,34,961 0 0
Do. Bandra ...	4,559	4,712	4,855	4,942	4,909	4,538	4,301	4,303	4,687	4,420	40,30	4,537	54,793	10,273 11 0
Pigs imported at Arthur Road Slaughter House ...	767	760	784	810	903	1,022	1,333	1,221	2,480	803	635	734	12,252	15,315 0 0
Piglings Do. do. ...	43	47	41	28	29	44	31	36	98	53	47	38	535	535 0 0
Pigs slaughtered at Arthur Road Slaughter House ...	835	753	747	836	897	956	1,321	1,226	2,429	842	643	676	12,161	15,201 4 0
Piglings Do. do. ...	43	47	41	28	29	44	31	36	98	53	47	38	535	200 10 0
Slaughtered piglings imported for private consumption in Bombay ...	7	2	4	1	4	2	1	4	31	12	6	2	76	76 0 0
Live horned cattle removed to Bombay	3	1	3	7	35 0 0
Live horned cattle removed for Bandra ...	2	...	2	2	1	3	4	14	28 0 0
Live horned cattle removed for shipping
Live horned cattle for private slaughter in Bombay
Live sheep and goats removed to Bombay ...	3,013	3,208	3,207	3,344	7,532	4,038	3,414	3,474	3,835	3,748	3,063	3,867	45,743	45,743 0 0
Do. do. Bandra ...	9,850	10,102	9,691	8,186	8,884	8,889	9,554	9,859	11,231	11,801	10,430	11,928	1,20,405	45,151 14 0
Do. do. for shipping ...	80	144	60	704	81	90	431	293	80	70	64	40	2,137	801 6 0
Live sheep and goats for private slaughter in Bombay ...	82	69	70	3	43	...	44	...	31	...	342	342 0 0
Live sheep and goats removed by DeLisle Road Sheep Market Fadkarees ...	2,915	2,521	2,614	3,046	4,459	2,438	2,420	3,040	3,394	3,625	2,784	3,497	36,753	36,753 0 0
Live sheep and goats slaughtered in the chamber of DeLisle Road Sheep Market ...	972	1,020	812	1,126	900	641	649	1,636	1,459	1,745	1,200	1,426	13,586	3,396 8 0
Total ...	1,10,297	1,07,532	1,07,342	1,10,542	1,14,162	1,06,697	1,08,107	1,08,235	1,18,263	1,13,550	1,02,236	1,15,514	13,22,477	6,04,145 13 0

L. M. HIRA,
Superintendent of Markets & Slaughter Houses.

MUNICIPAL PRINTING PRESS

Shri S. G. Tolat, B.A. (Hons.), continued to be in charge of the Press throughout the year.

The difficulty of obtaining paper under release orders issued by Government referred to in the previous year eased to some extent during the year under report. Out of 170 tons of Bleached and Unbleached paper for which orders were placed with the Government, 152 tons were received from the Mills. However, 34½ tons of Foreign Bleached paper had to be purchased from the local market for specialized jobs.

The printing work of all the Departments of the Corporation including those of Greater Bombay was carried out at the Press as usual. Over and above their Budget Estimates, Establishment Schedules, Administration Report, Electric Supply Bill Forms, Bus and Tram Ticket Memo Forms, several other jobs were also executed for the B. E. S. & T. Undertaking at a total cost of Rs. 56,209.

The statement of jobs carried out and the pages printed for the Corporation, its various Committees and those of the B. E. S. & T. Undertaking (which have been recently entrusted to the Press) during the year under Report as compared with those in the previous year is given below :-

Description	1952-53		1953-54	
	Jobs	Pages	Jobs	Pages
Departmental Printing	6,572		6,723	
Departmental Stationery	1,196		1,175	
Private Parties Printing	52		104	
B. E. S. & T. Printing and their Committee Proceedings.			65	187
Corporation and its Committees		20,596		24,260
Do. Record		11,319		7,538
Total	7,820	31,915	8,067	31,985

During the year under review, the Registrar General, India, Ministry of Home Affairs, New Delhi requested the Municipal Commissioner to carry out the printing work of their Census Report for Assam, Manipur and Tripura, the Subsidiary Tables and the Administrative Report at the Municipal Printing Press which were required urgently and which could not be carried out at any of the Government of India Presses or at the Assam Government Press, Shillong. Out of these, the first two volumes comprising of 705 pages of Demy Quarto size have been completed at a total cost of Rs. 21,876 and the third one is under print. In addition to this, the Annual Report of the Indian Central Cotton Committee, a statutory committee appointed by the Government of India under the Indian Cotton Cess Act, comprising of 100 pages, was also printed at their request. Besides the above, the printing requirements of the Bombay Municipal Co-operative Bank, Ltd., comprising of 38 jobs were carried out at a total cost of Rs. 6,007-1-0.

A notable feature of the year was the printing of the omnibus Draft Bill to revise the Municipal Act and the Compilation of Amendments comprising of 2,026 and 254 pages respectively, which was executed in record time at a total cost of Rs. 27,302-2-0.

It is worthy of mention that the Municipal Printing Press has also taken up the printing and publication of "The Bombay Civic Journal", the accredited organ of the Bombay Municipal Corporation during this year. Its forerunner, "Our Bombay", a de-luxe Municipal Souvenir, published so as to synchronise with the Civic Exhibition, and acclaimed by the Press and the Public alike as a masterly production, was also printed at our Press.

The statement showing the quantity of paper consumed during the year under report as compared with that of the previous two years is given below :-

Description of Paper	1951-52		1952-53		1953-54	
	Rate per lb.	Quantity Consumed in tons	Rate per lb.	Quantity Consumed in tons	Rate per lb.	Quantity Consumed in tons
	Rs. a. p.		Rs. a. p.		Rs. a. p.	
White	0 9 8	91	0 8 7	90½	0 8 7	106½
Badami	0 8 4	4	0 8 1	32½	0 8 1	12½
Other Kinds	1 5 0	47	1 2 0	31	0 12 0	55
		142		153½		174½

Profit and Loss Account and Pro-forma Balance sheet as on 31st March 1954 are appended hereto. The transactions for the year closed with a surplus of Rs. 8,589 on a total turnover of Rs. 8,33,072 as against the surplus of Rs. 2,895 over a turnover of Rs. 8,11,965 for the previous year. The lower costs at which foreign paper has been procured is reflected in the turnover which, computing on the last two years' average, would have worked out to more than 9 lacs of Rupees.

Messrs. Ibcn Ltd., took up the study of the Press with a view to its re-organisation for a period of six months from April 1953 to September 1953 and have submitted their report recently.

The labour staff as on 28th February 1954 consisted of 220 workers as against 223 workers on 28th February 1953.

S. G. TOLAT,
Manager, Municipal Press.

MUNICIPAL PRINTING PRESS

Working and Profit and Loss Account as at 31st March 1954

LIABILITIES				ASSETS											
Dr.	Rs.	a.	p.	Rs.	a.	p.	Cr.	Rs.	a.	p.	Rs.	a.	p.		
Materials—															
Paper, etc., stock at the beginning	1,70,854	15	0												
Do. Add Purchases	1,98,448	14	5												
Do. outstanding Liabilities	34,100	0	0												
Balance in Reserve Bank of India	87,344	8	0												
	4,90,748	3	5												
Paper, etc., Deduct stock at the end	2,77,352	10	10	2,13,395	10	7									
Ink stock at the beginning	179	8	10												
Do. Add Purchases	1,109	6	0												
	1,288	14	10												
Do. Deduct stock at the end	377	6	1	911	8	9									
Binding Materials stock at the beginning	2,856	6	4												
Do. Add Purchases	24,419	6	0												
	27,275	12	4												
Do. Deduct stock at the end	5,397	4	2	21,878	8	2									
Mono Metal stock at the beginning	1,18,514	9	0												
Do. Add Purchases	16,995	8	0												
	1,35,510	1	0												
Do. Deduct stock at the end	1,28,621	0	0	6,889	1	0									
Lino Metal stock at the beginning	38,312	3	0												
Do. Add Purchases	8,946	6	0												
	47,258	9	0												
Do. Deduct stock at the end	44,895	10	0	2,362	15	0									
Materials Non-convertible and Books and Dead Stock at the beginning	13,548	3	0												
Do. Add Purchases	2,460	13	10												
	16,009	0	10												
Do. Deduct stock at the end	13,720	0	0	2,289	0	10									
Out-work				3,097	9	9									
Do. outstanding liabilities				2,165	0	0	5,262	9	9						
Wages				2,72,922	11	3									
Do. outstanding liabilities				350	0	0	2,73,272	11	3						
Departmental Expenses—															
Rent	3,691	4	3												
Repairs to Machinery etc.	8,452	6	4												
Do. outstanding liabilities	1,000	0	0												
Lighting	2,359	5	1												
Gas Charges	938	8	0												
Electric Power	3,194	12	10												
Debt Charges	74,587	7	0	94,223	11	6									
General Expenses—															
Staff Salaries	68,332	15	0												
Do. outstanding liabilities	350	0	0												
Provident Fund	19,769	14	0												
Contingencies Miscellaneous	5,474	7	11												
Do. outstanding liabilities	1,140	0	0												
Telephone Charges	909	1	0												
Advertisement	487	8	0												
Printing	2,143	9	11												
Do. outstanding liabilities	42	8	0												
Stationery	487	9	9												
Do. outstanding liabilities	59	0	0												
Maintenance of Delivery Van	940	8	8												
Do. outstanding liabilities	200	0	0												
Private Works	95,509	3	0	1,95,896	5	3									
							2,90,660	0	9						
							8,16,322	2	1						
Net Surplus							8,589	11	2						
							8,24,911	13	3				8,24,911	13	3

S. G. TOLAT,
M. M. P.

MUNICIPAL PRINTING PRESS

Balance Sheet as at 31st March 1954

LIABILITIES			ASSETS			
	Rs.	a. p.	Rs.	a. p.	Rs.	a. p.
CAPITAL—						
(1) Advances from Net Premia Fund ...	1,60,143	4 9			1,74,906	14 9
<i>Less—Amount repaid</i> ...	87,159	13 0			97,514	7 0
	72,983	7 9				77,392 7 9
(2) Advances from the Surplus Cash Balance ...	4,409	0 0	77,392	7 9		
Plant and Machinery Depreciation Fund Account ...			4,409	0 0		
(3) Advances from Capital Works Loan Funds—Plant and Machinery Purchased out of Different Special Funds ...	1,16,998	10 3			1,16,998	10 3
(4) Advances from Capital Works—Loan Funds, L.—General Supervision, Collection of Revenue, Item No. 7, Conversion of Crusher Godown at Carnac Bridge ...	4,39,811	0 0			1,55,903	11 0
(5) Do.—	64,745	7 3			11,640	6 0
(6) Advances from Net Premia Fund ...	55,476	3 0			3,22,516	10 3
	67,703	4 6			14,465	12 0
<i>Less—Amount Repaid</i> ...	24,258	11 0			48,766	3 0
					2,244	9 0
					4,465	7 0
					6,770	3 0
					24,258	11 0
						6,52,772 9 6
			6,52,772	9 6		
					89,402	2 0
					2,83,127	5 1
					1,18,395	0 0
					16,995	8 0
					1,35,390	8 0
					6,769	8 0
						1,28,621 0 0
					38,312	3 0
					8,946	6 0
					47,258	9 0
					2,362	15 0
						44,895 10 0
					8,455	8 0
					1,256	5 0
					9,711	13 0
					1,516	8 0
						8,195 5 0
					5,092	11 0
					1,377	8 0
					6,470	3 0
					945	8 0
						5,524 11 0
						7,538 9 0
Outstanding Advances as on 31-3-1954...			8,32,555	13 7		
Assets purchased out of Revenue ...			1,292	6 0		
			15,68,422	4 10		
					1,93,325	7 6
					71,925	12 0
					2,65,251	3 6
						8,32,555 13 7
						1,292 6 0
						15,68,422 4 10

S. G. TOLAT,

M. M. P.

THE K. E. M. HOSPITAL AND SETH G. S. MEDICAL COLLEGE

Administration Report for the year 1953-54

DEAN

1. Dr. R. G. Dhayagude, M.D., held the post of the Dean during the year 1953-54 except during the period from 29th April 1953 to 28th May 1953 when he was on leave.

Changes and leave arrangements of the staff

- Dr. A. Hameed M.D., Honorary Physician retired from 16th February 1954 on account of superannuation.
- Dr. K. G. Munsif F.R.C.S., Honorary Surgeon, was on leave from 18th May 1953 to 16th June 1953.
- Dr. G. M. Phadke, F.R.C.S., Honorary Surgeon was on leave from 18th April 1953 to 19th May 1953.
- Dr. M. M. Pandya, F.R.C.S., Honorary Surgeon, was on leave from 1st June 1953 to 31st August 1953.
- Dr. Z. J. Joseph, M.D., D.M.R.E., Honorary Radiologist, was on leave from 14th July 1953 to 14th September 1953.
- Dr. P. K. Sen, M.S., Hon. Assistant Surgeon, was appointed as Honorary Surgeon, (Temporary) from 1st December 1953.
- Dr. E. R. DeMello, M.D., Honorary Assistant Physician, was on leave from 1st June 1953 to 30th November 1953. He was appointed as Ag. Honorary Physician from 11th March 1954.
- Dr. B. M. Kher, M.D., F.C.P.S., M.R.C.P., D.T.M.H., was appointed as Ag. Honorary Assistant Physician from 21st September 1953 to 30th May 1953.
- Dr. A. F. Golwalla M.D. F.C.P.S., was appointed as Ag. Honorary Assistant Physician from 21st September 1953.
- Dr. E. P. Bharucha, M.D., Honorary Assistant Physician was on leave from 9th September 1953 to 10th October 1953.
- Dr. C. S. Worah, M.S., Honorary Assistant Surgeon, was on leave from 1st March 1953 to 31st October 1953.
- Dr. C. J. T. Pinto, F.R.C.S., was appointed as Honorary Assistant Surgeon from 2nd March 1953 to 30th October 1953 and again from 1st January 1954.
- Dr. S. G. Joshi, M.S., Honorary Aural Surgeon was on leave from 26th March 1953 to 18th August 1953.
- Dr. V. A. DESAI, M.B.B.S., D.L.O., was appointed as Honorary Assistant Aural Surgeon from 27th March 1953 to 18th August 1953.
- Dr. L. N. Lopez, B.D.S., was appointed as Ag. Honorary Assistant Dental Surgeon from 1st April 1953.

Professorial staff

Dr. G. M. Kurulkar, M.B., B.S., Professor of Anatomy (Temp) retired on 13th July 1953 on account of superannuation. He was, however, allowed to continue in the said post for one year from 13th July 1953 after superannuation.

Dr. N. M. Purandare, M.D., Professor of Pathology and Bacteriology was on leave from 23rd December 1953 to 29th January 1954.

Dr. D. D. Banker, M.D., Ph.D., Assistant Professor of Pathology and Bacteriology, was appointed as Ag. Professor of Pathology and Bacteriology from 23rd December 1953 to 29th January 1954.

Dr. S. N. Kothare, M.D., Ph.D., Assistant Professor of Pathology and Bacteriology, resigned from 1st September 1953.

Dr. D. D. Banker, M.D., Ph.D., Assistant Clinical Pathologist, was appointed as Assistant Professor of Pathology and Bacteriology from 1st May 1953.

Dr. A. C. Duarte, Monteiro B.Sc., M.B., B.S., Assistant Professor of Physiology was transferred to the T. N. M. College where he worked from 27th December 1952 to 13th October 1953.

Dr. E. J. Vaz, M.D., Demonstrator (part-time) was appointed as Ag. Assistant Professor of Physiology from 22nd December 1952 to 13th October 1953.

Dr. W. B. Bhawe, M.B., B.S., Assistant Professor of Pharmacology, proceeded to U. K. on study tour from 9th January 1954.

Advisory Medical Board

2. During the year 1953 the Advisory Medical Board held seven meetings inclusive of one special meeting of the Honorary and Professorial staff.

3. The following prominent persons visited the Hospital during the year 1953:—

Name of the Visitor	Date of visit.
Dr. White of Messrs. May and Baker, England	... 20th January 1953.
Smt. Walker from Glaxo Laboratories	... 22nd January 1953.
Dr. Erwin, Kohn, M.D., Chief Section of Exchange Scientific Information W. H. O. Geneva.	29th January 1953.
Smt. Dorothy E. Snavelly, Director, Administrative Staff, W. H. O. Bombay	... 2nd March 1953.
World Health Organization Team of eminent Scientists from different countries	... 5th March 1953.
Members of the Bombay Legislative Assembly, Congress Party	... 14th April 1953.
Shri V. N. Desai B.A., Chairman Standing Committee Bombay Municipal Corporation.	23rd April 1953.
Shri A. B. Shetty, Minister of Health, State of Madras	... 25th April 1953.
Dr. Mariano Rech, M.D. (Milano), D.T.M. & H. (Lond.) Milan, Italy	... 25th April 1953.
Dr. Macdonald Critchley, M.D., F.R.C.P., Dean, National Hospital for Nervous Diseases, London.	22nd May 1953.
Col. C. K. Lakshamanan, Director-General of Health Services, New-Delhi	... 18th July 1953.
Shri Hanumanthaya, Mayor of Bangalore	... 28th July 1953.
Dr. Erb. N. A. Bangxang, Senior Medical Officer, International Health Affairs, Department of Public Health, Bangkok.	31st July 1953.
Member of the Medical Relief and Public Health Committee of Bombay Municipal Corporation.	4th August 1953.
Dr. Chadha, Director of Health Services, Delhi State	... 17th September 1953.
Shri Watumall of U. S. A.	... 19th October 1953.
Shri G. T. Stewart of W. H. O.	... 23rd October 1953.
Shri Stanely J. Applebaum, Journalist & Author from New-York	... 24th October 1953.
Dr. John H. Painter, Medical Attache to American Embassy, New-Delhi	... 28th October 1953.
Shri Keshavdeo Malaviya, Union Minister, Delhi	... 29th October 1953.
Dr. J. Phillips, President of the University of Bates, U. S. A.	... 19th November 1953.
Shri R. K. Sidhwa, President, Federation of All India Local Authorities with members of the Executive Committee.	24th November 1953.
General Saigal, Deputy Director, Medical Services, 7th Command, New-Delhi	... 28th November 1953.
Shri U. Tun, His Worship the Mayor Municipal Corporation of the City of Rangoon (Burma) along with members of the Municipal Mission.	1st December 1953.
Sir David Campbell, President of the General Medical Council of Great Britain and Ireland.	11th December 1953.
Madam Li Teh Chuan, Minister of Health of Central People's Government of the People's Republic of China.	21st December 1953.
Dr. Robert Roaf, Orthopaedic Expert under Colombo Plan	... 23rd December 1953.

Distribution of Beds according to classification of Departments

4. The Neuro-Surgical ward with 40 beds was opened in November 1953. The total number of scheduled beds in the Hospital was thus increase to 550 from 510 as usual all the beds were fully occupied during the year and the extra patients had to be accommodated on the floor. The beds were distributed as under:—

Department	Men.	Women.	Children.	Total
Medical	132	44	12	188
Surgical and Orthopaedic	126	41	16	183
Gynaecological	35	35
Ophthalmic	20	12	32
Aural	12	3	8	23
Skin and Venereal	18	4	2	24
Isolation	6	3	9
Tetanus	5	3	2	10
Casualty	6	6
Neuro Surgical and Neurological	40	40
	365	145	40	550

A special Clinical Investigation ward with 10 beds was opened in May 1953 specially for investigations on Cirrhosis of Liver undertaken by Dr. G. M Phadke.

5. The total number of patients admitted during the year 1953 was 19,257 as against 19,674 in 1952, 19,148 in 1951 and 19,792 in 1950.

Extension of the Hospital

6. During the year additions and alterations to the X'Ray block to accommodate the new machines was completed. The Refrigerating machine of the Mortuary Block was replaced and the old boiler and Disinfector was discarded and a new one was fitted in its place. Funds have also been provided for the extension of the Mental Observation Ward and for an additional lift in the O.P.D. and these works will be taken in hand shortly

Number of patients treated in 1953 and the total expenditure during 1953-54

7. The statistical tables attached to this Report show in detail the attendance of patients in all departments of the Hospital and the number of operations performed during the year 1953. So far as the in-patient admission was concerned, there were throughout the year extra patients, over the scheduled number of beds in the Hospital, and on several occasions either admissions had to be refused or patients had to be discharged a little earlier to bring down extreme congestion in the wards. The maximum number of inpatients on a single day was 692 thus making their nursing and care extremely difficult. The following table illustrates the attendance etc., of patients :—

Particulars.	1953	1952
(a) In-patients—		
1. Scheduled strength of beds	550	510
2. Daily average No. of in-patients	636.68	610.25
3. Total No. of new in-patients admitted	19,257	19,674
4. Average No. of days each patient was resident	12.03	11.02
(b) Out-patients—		
1. Total No. of new patients	1,75,995	1,66,812
2. Daily average No. of new out-patients	657.6	6,20.5
3. Total No. of out-patient attendance (including Casualty cases)	5,79,505	5,70,742
4. Daily average No. of out-patient attendance	1,955	1,919.3
5. No. of casualty patients	44,328	41,544
(c) Operations—		
1. Total No. of operations on in-patients	8,186	8,955
2. Total No. of operations on out-patients	20,339	23,147

8. Out of the total number of 19,871 in-patients (19,257 admitted during 1953 and 614 balance of previous year). 7,120 were cured, 6,405 were discharged as relieved, 3,865 either left the Hospital against medical advice or were otherwise discharged, 1,815 died (excluding 3 still born) leaving a balance of 666 patients at the end of the year.

9. Out of 1,815 deaths, 741 died within first 24 hours of admission, 380 after 24 hours but within 3 days of admission and the remaining 694 after 3 days of admission into the Hospital.

10. The highest number of out-patients attendance on any one day during the year 1953 were 2,571. The highest number of new admissions in the outdoor department on a single day was 703. Likewise, the highest number of old cases treated on a single day was 1,999, casualty cases were 185 and in-patients admitted were 84

Expenditure

11. The total expenditure incurred on the maintenance of the Hospital during the year 1953-54, including liabilities outstanding at the end of the year and exclusive of the cost of the Extension Scheme, amounted to Rs. 26,49,895 approximately. This expenditure was inclusive of the cost of maintenance and treatment of in-patients, the cost of out-patients departments, the Resident Medical, Nursing, Administrative and Labour staff as well as the cost of the staff for administration, maintenance and repairs of the buildings etc.

12. The following table illustrates the relative cost per in-patient and out-patient per day during 1953-54, 1952-53 and 1951-52 respectively :—

Particulars.	1953-54.	1952-53.	1951-52.
	Rs. a. p.	Rs. a. p.	Rs. a. p.
(a) Average cost per inpatient per day	8 42 6	8 15 11	8 4 11
(b) Average cost per inpatient admission	108 0 4	102 1 2	95 12 4
(c) Average cost per outpatient attendance	1 5 10	1 5 8	0 14 9
(d) Average cost per outpatient admission	3 1 3	3 4 10	3 4 6

13. The details of the cost of per inpatient for 1953-54, 1952-53 and 1951-52 are shown in the following table :—

Year.	Diets.	Drugs, dressings etc.	Stores and Linen.	Heating and Lighting	Miscellaneous.	Establishment	Repairs to buildings and Engineering	Total,
	Rs. a. p.	Rs. a. p.	Rs. a. p.	Rs. a. p.	Rs. a. p.	Rs. a. p.	Rs. a. p.	Rs. a. p.
1953-54	... 1 0 5	1 6 3	0 8 3	0 3 4	0 6 0	5 0 3	0 4 0	8 12 6
1952-53	... 1 0 10	1 9 10	0 7 3	0 2 9	0 5 9	5 1 8	0 3 10	8 15 11
1951-52	... 0 15 7	1 6 7	0 6 5	0 2 10	0 7 6	4 9 11	0 4 1	8 4 11

14. The following table gives the average cost of every new outpatient admission treated during the year in comparison with that of the previous two years :—

Year.	Drugs and Dressings.	Stores and linen.	Heating and Lighting	Miscellaneous.	Establishment.	Repairs to buildings and Engineering.	Total.
	Rs. a. p.	Rs. a. p.	Rs. a. p.	Rs. a. p.	Rs. a. p.	Rs. a. p.	Rs. a. p.
1953-54	0 13 0	0 2 3	0 0 6	0 0 10	2 0 4	0 0 9	3 1 3
1952-53	1 0 11	0 1 8	0 0 5	0 0 10	2 0 7	0 0 5	3 4 10
1951-52	1 1 1	0 1 5	0 0 5	0 1 2	2 0 0	0 0 5	3 4 6

The actual cost incurred on patients (inpatients as well as outpatients) under drugs, surgical appliances etc., was exclusive of the cost of the expensive drugs, injections, blood transfusions etc, which was met out of the Poor Box Charity Fund and this amounted to Rs. 33,734-11-0 during the year, as against Rs. 38,383-0-0 in the previous year. A reference in this connection is invited to para. 25 below and to Appendix No. 21.

Motor and Mill Accident Cases

15. The following table indicates the number of motor and mill accident cases treated during the year in comparison with that of the previous year.

	MOTOR ACCIDENT.				MILL ACCIDENT.			
	Treated in the Casualty Department during.		Admitted.		Treated in the Casualty department during.		Admitted.	
	1953	1952	1953	1952	1953	1952	1953	1952
Male	677	668	232	201	5,807	4,652	220	130
Female	92	104	31	28	109	90	4	4
Children Male	124	134	44	49
Children Female	70	62	22	22
Total	963	968	329	300	5,916	4,742	224	134

16. 20,340 certificates were issued during the year as shown below for which a sum of Rs. 6,808-8-0 was recovered from the patients :—

Certificates under the Workmen Compensation Act	...	6,609
Medical Opinion certificates	...	1,853
Police certificates (free)	...	2,365
Police certificates (paid)	...	119
Certificates for Municipal employees	...	334
Insurance certificates	...	60
Ordinary certificates (free)	...	9,000
Total	20,340	

17. 533 cases were treated in the Hospital for poisoning during the year as per Appendix No. 8.

Blood Bank

18. The Blood Bank was working satisfactorily and there had been a good demand for blood from the patients.

Nursing Staff

19. The arrangement of sending 3 nurses to the Arthur Road Hospital to attend the infectious fever cases was continued during the year.

A member of the nursing staff was awarded Florence Nightingale Scholarship for studies in Hospital Administration in U. K. Two members of the nursing staff were sent to Nagpur to attend Annual Conference of the Trained Nurses Association of India. Two prizes were won in needle work and exhibit in Nutrition.

20. During the year 21 nurses for Junior Examination and 43 nurses for Senior examination were trained, out of whom 21 and 40 passed in Junior and Senior examinations respectively held by the Bombay Nurses, Midwives and Health Visitors Council. Five nurses have passed the examinations with higher marks and prizes were awarded to them. The nurses showed enthusiasm in sports too and 16 nurses won prizes.

21. The cost of nursing establishment worked out to Rs. 202-4-0 per nurse per mensem, against Rs. 197-12-7 in the preceding year. This included not only the salaries, uniform and dhobi allowances and honorarium paid to the medical staff giving instructions in the nursing school, but also their mess charges, cost of electric energy consumed and repairs to their quarters, household linen and crockery. The pro-rata rent for quarters provided to the inferior staff employed in the Nurses' Home and the Municipal provident fund contributions was not included in the above figure.

Nurses' Welfare Fund

22. The Nurses' Welfare Fund instituted in 1931 for promoting the welfare of the nursing staff and providing amenities for recreation etc., continued to serve its useful purpose. The Fund was managed by a Managing Committee with the Dean as President. Every nurse is an ordinary member of the Fund. One meeting of the Managing Committee and one of the General Body were held during the year when programmes were arranged for the ensuing months. Various functions, such as dances, dramas, moon-light dinners and tournaments were held which not only afforded recreation but encouraged the nurses to put forth efforts to exhibit their histrionic abilities and other arts. The Fund maintains a small library and some daily papers and periodicals were purchased. During the year several tournaments were held and the winners were awarded prizes. The fund amounting to Rs. 21,000 was invested in Government Promissory Notes which were kept in safe custody with the Central Bank of India Ltd.

Several ladies helped in the maintenance of the Fund and took keen interest in the welfare of the nursing staff during the year. Our thanks are due to them. Every month members of the nursing staff met to discuss their academic and administrative problems. Seven such meetings were held.

School Clinic

23. The treatment of the school children attending the Municipal Primary Schools was continued during the year from 1st April 1953 to 30th April 1953 and from 1st July 1953 to 31st March 1954.

During the period under report children were found to be suffering from ailments similar to those reported in the previous year. Common complaints were mal-nutrition, Malaria, Anaemia, Bronchitis, Round worm infection, errors of Refraction, Conjunctivitis, Xerosis, Scabies, Tonsillitis, Otitis media and Carious teeth.

1000 new children as shown in the following table were treated in different sections of the School Clinic at the Hospital in addition to a large number of children who started taking treatment in the previous year. The number of children treated in the year was 7,933 as against 7,523 in the previous year.

Department.	New cases.	1953-1954.		New cases.	1952-53.	
		Old cases.	Total		Old cases.	Total
Medical and Surgical	270	2,505	2,775	276	2,591	2,867
Aural	314	2,372	2,686	280	1,984	2,264
Ophthalmic	215	1,191	1,406	207	1,154	1,361
Dental	142	526	668	101	522	623
Skin	59	339	398	62	346	408
	1,000	6,933	7,933	926	6,597	7,523

105 children were operated upon in the Aural Department. Refraction was done on 71 children and glasses were prescribed to 56 children. In addition to the children who were admitted in the wards for operation, 62 children were admitted in the wards for fever, anaemia, bronchitis, dyspepsia, malaria, round worms, wounds, abrasions and abdominal pain. The total expenditure of the Clinic at the K. E. M. Hospital amounted to Rs. 15,400.

X-Ray and Electro Therapy Department

24. As stated in the last year's Report the new equipment of the X-Ray Department were installed during the year and the Department can now claim to be well-equipped as in any other country. The various additions and alterations to the Department on account of installation of new machines were completed during the year.

Poor Box Charity Fund

25. The Fund from which relief was rendered to poor patients in the form of spectacles, artificial limbs, travelling expenses etc., received steady support from the public as well as from the patients of this Hospital vide Appendix No. 21. Besides relief in the shape of blood transfusions, costly drugs, medicines and injections, travelling expenses etc., the following appliances were provided to 180 patients at a cost of Rs. 3,423-12-0 as shown below:—

Name of article.	Quantity.
Artificial limbs, assorted	38 Nos.
Tracheotomy tubes	10 "
Crutches, ordinary bamboo	37 pairs
Spectacles	81 pairs
Smith Peterson Nails	13 Nos.
Crutches, wooden, adjustable	1 pair

Donations to the extent of Rs. 31,858-3-0 were received and acknowledged during the year, besides Rs. 6,950-4-0 and Rs. 5,913-9-0 collected from the poor boxes kept in the wards and outdoor departments, respectively.

Our thanks are due to the kind donors for their contributions in cash and kind and would like to make a special mention of the following gentlemen and firms who have donated Rs. 500 and above during the year.

Name.	Amount donated.		
	Rs.	a.	p.
1. President, Past Gosumec Society	670	0	0
2. Shri R. S. Poddar	2,000	0	
3. Honorary Secretary, Bombay Coal Allocation Committee	6,000	0	0
4. Smt. Madhuri D. Desai	1,200	0	0
5. The Associated Cement Co. Ltd.	500	0	0
6. The Burmah-Shell Oil Storage and Distributing Co. of India Ltd.	1,000	0	0
7. The Honorary Secretary, Film Star Cricket Match, Bombay	6,136	10	0
8. The Director in charge, Jugalkishor Mukatlal & Sons Ltd.	2,000	0	0
9. A grateful patient	500	0	0
10. The Imperial Tobacco Co. of India Ltd.	1,200	0	0
11. The British India Steam Navigation Co. Ltd.	600	0	0
12. The Indian Red Cross Society			One electric photo Colorimeter.

Fresh Blood and Plasma

26. Blood transfusion was provided in 1760 cases during the year under report with the blood of paid donors to whom payment was made out of the Poor Box Charity Fund to the extent of Rs. 13,281. 28 bottles of plasma were used during the year.

Gift Shop

27. The Gift Shop started in 1950 at the Outpatients Department of the Hospital to enable the patients to get certain essential articles such as clean bottles for medicines, cigarettes, biscuits, oranges, post cards, penicillin etc. continued to receive steady support. The activities resulted in a net profit of Rs. 2,119-15-0 which was credited to the Poor Box Charity Fund. The shop was found to be of very great benefit to the patients as well as to their relatives as was evident from the fact that a large number of patients took advantage of the same.

Library for the Patients

28. A small Library with donated books and magazines is maintained for the benefit of patients. A small wheeled cart with books, magazines etc. moved from ward to ward and the patients take advantage of the amenity. In response to our appeal for free copies of papers for patients only Bombay Samachar has been sending six copies of their paper free from March 1954. The United States Information Service also supplied old American Journals for the use of patients. Our thanks are due to both of them.

Prophylactic Immunisation Centre

29. The Prophylactic Immunisation Centre continued to work on all outdoor days in the evenings from 3 to 5 p.m. The Centre has been kept open on Sundays and out-door holidays so that anti-rabic treatment should continue without a break. The attendance of the patients progressively increased and the total number of patients treated during the year 1953 was 12,295 as against 9,327 in the previous year, whereas the number of new cases of dog bite coming to the Department was 1,961 as against 1,574. Besides, immunisation against typhoid, cholera, plague, diphtheria and small-pox was also done at this Centre.

Family Health Centre

30. The Family Health Centre at the Hospital continued to function satisfactorily during the year. The object of the Centre is to investigate into the health of the Family as a Unit and to advise them if any defect is found. The Centre remains open for registration of families from 4-30 to 7 p.m. on all days except on Saturdays and Sundays. A statement of the work done in the Centre during the year will be found in Appendix No. 19.

New Department

31. As stated in the last year's report the Neuro Surgical and Neurological Units started functioning from November 1953 in the newly constructed Reserve Bank of India ward with 40 beds.

Physio-therapy Centre and School

32. This Department started two years ago is now well equipped with the equipment provided by the W. H. O. except one 'Hubbard Tank' required for Hydrotherapy which will be installed shortly.

The two Physiotherapy experts provided for by the W. H. O. were in charge of the treatment Centre and the School throughout the year. The Physiotherapy School started to function from September 1953 with

nine students on its roll. The following statement shows the work done at the treatment centre during April 1953 to March 1954:—

Method of treatment.	No. of patients treated
Paraffin wax baths	2,347
Massage	480
Remedial exercises	3,133
Action therapy (heat lamps)	1,128
Short wave diathermy	1,556
Ultra-violet irradiation	489
Low frequency currents	730
Ultra-sonic therapy	33
Hydrotherapy	128
Bed exercises	1,200
Total	11,324

Occupational Therapy Centre and School

33. During the year under report second batch of students passed out and the Diplomas were awarded to three successful students by Dr. B. B. Dixit, Surgeon General with the Government of Bombay.

A third batch of eleven students will complete the course in June 1954. Fourth batch of seventeen students was admitted in June 1953, out of whom seven students dropped out and only ten are on the roll.

The services of Miss Janet Borthwick, an Occupational Therapist from Australia, who had joined under the Colombo Plan to strengthen the teaching staff, were continued by the Health Ministry.

A total of 701 patients were treated during the year, as against 711 in the previous year. Of this number 142 were out-patients who made a total of 4,793 visits to the Curative Workshop, as against 2,622 in the previous year. In addition there were 1,313 visits to the Workshop by ward patients for treatment. The activities in the Workshop have increased in both quantity and quality and the results are encouraging. Service was started in three new Departments viz. Neurology, Gynaecology and Skin. The Medical staff of the K. E. M. Hospital, N. M. Mental Hospital of Thana, St. George's Hospital, Dadar School for the Blind, King George V Infirmary, Bai Jerbai Wadia Hospital for Children, the Children's Orthopaedic Hospital of the Society for the Rehabilitation of Crippled Children and the Karnatak Health Institute, Ghataprabha (Belgaum District) gave co-operation in the work of the Centre.

The following table gives the idea of work done in wards and Centre during 1953 and 1952.

Particulars of visits.	1953		1952	
	No.	Percentage	No.	Percentage
Medical wards	2,616	9.6	980	5.3
Children ward	6,482	23.8	4,725	25.4
Surgical and Orthopaedic Wards	10,964	40.3	7,245	39.0
Neurological ward	168	0.6		
Skin ward	707	2.6		
Gynaecological ward	153	0.6		
Total (indoor)	21,090	77.5	12,950	69.7
Curative Workshop	6,106	22.5	5,622	30.3
Grand total	27,196	100	18,572	100

Clinical Meetings

34. The Staff Society of the K. E. M. Hospital and Seth G. S. Medical College held meetings once a month.

Ambulance

35. The Ambulance Service of this Hospital was appreciated by the public. Though the receipts were not encouraging still the timely help given to the patients and their relatives was the aim to be achieved when the Service was started. As a measure of economy one ambulance driver was retrenched and at present, though there are two cars, only one is being put on hire for eight hours. Emergent calls are answered at all hours as far as possible. 243 poor patients were reached to their homes in the City or to the nearest Railway station if out of Bombay, free of charge.

Foreign Study Tours of the Staff

36. During the year Dr. E. R. DeMello, Honorary Assistant Physician, proceeded to the United Kingdom for visiting the teaching institutions in London and other places. Dr. Z. J. Joseph, Honorary Radiologist, attended the 7th International Congress of Radiology in Copenhagen, Denmark, and visited various Hospitals and Clinics in Denmark, Germany, Holland and the United Kingdom. Dr. C. S. Wcrah, Honorary Assistant Surgeon, went on study tour to the United Kingdom, United States of America and the Continent. Dr. W. B. Bhave, Assistant Professor of Pharmacology, has been deputed for higher study in Pharmacology in the United Kingdom.

Pharmacological Laboratory

37. Dr. Jivraj N. Mehta Pharmacological Laboratory manufactured various injectables and carried on analytical work as usual during the year 1953. Seventy-four samples of drugs supplied by contractors and a few taken from the Dispensary were analysed. Out of these, 18 samples were found below official requirements. The total cost of the articles prepared was about Rs. 12,000 which were valued at Rs. 61,000 approximately at the current market rates. There was thus a saving of Rs. 49,000 approximately as against Rs. 43,650 in the previous year. The Laboratory is in need of some equipment to step up production and analytical work.

Visit of the World Health Organisation Team

38. The Visiting Team of the Medical Scientists sponsored by the World Health Organisation and the Unitarian Service Committee I.I.C. U. S. A. visited this Hospital and College in the first week of March 1953 and continued its programme of work till the end of the month. The team arranged lectures, discussions, demonstrations in various hospitals and colleges in the City including the G. S. Medical College and the K. E. M. Hospital. The specialists among them performed some operations on the patients to demonstrate the latest developments of operative surgery. The lectures, film shows and discussions attracted large crowds and valuable exchange of views took place in a most cordial manner. Such visits by eminent doctors to the different parts of the World help in bringing about a better understanding in the medical profession and gives a fillip to scientific work carried out by the different institutions.

Civic Exhibition

39. The Civic Exhibition sponsored by the Bombay Municipal Corporation opened on 5th February 1954 on the Cross Maidan, near Churchgate Station, and was continued till 21st March 1954. This Hospital had a pavillion of its own in the Exhibition where models and charts depicting the working of the Hospital were displayed. It attracted large crowds and was appreciated by everybody. To help the visitors in understanding the workings of the Institution, medical, nursing, clerical, technical etc. staff was posted at the Exhibition to explain and demonstrate various matters. The approximate expenses incurred over the models etc. was about Rs. 15,000.

The K. E. M. Hospital and Seth G. S. M. College Employees' Co-operative Credit Society Ltd.

40. The Co-operative Society of the labour staff of the Hospital and College worked satisfactorily during the year. The total number of members on the roll at the end of June 1953 was 630. 59 new members joined the Society and 41 left it during the period owing to termination of their services or death etc.

The Share capital of the Society amounted to Rs. 1,29,408-14-0 on 30th June 1953 as against Rs. 1,22,671-10-0 on the corresponding date of the previous year. The amount of the loans granted was Rs. 1,80,110 and the amount recovered was Rs. 1,72,870-15-0. The average amount of loan granted was Rs. 286.

The Society held its last Annual General Meeting on 24th September 1953 and declared a dividend of 3½ per cent. for the year ending 30th June 1953. The net profit during the year ending 30th June 1953 amounted to Rs. 7,877-11-3. The Reserve Fund of the Society stood at Rs. 12,850-13-6 and the total of other Funds at Rs. 3,632-6-6. The accounts of the Society were audited by the Government Auditors upto 30th June 1953.

Silver Jubilee Fund

41. The Silver Jubilee Fund which was collected in 1951 on the occasion of the Silver Jubilee Celebrations of these institutions had reached the total of over Rs. 9,80,500 exclusive of the cost of Gymkhana Pavilion, which was constructed and donated to the Seth G. S. Medical College on that occasion by Dr. N. A. Purandare, M.D., F.R.C.O.G. Consulting Gynaecologist. The public and the Government helped to swell the Fund.

It is proposed to utilise the Fund mainly for Research and Scholarships. The K. E. M. Hospital and Seth G. S. Medical College Research Society has already been registered in October 1952 and a sum of about Rs. 6 lakhs will be handed over to it for medical research. Of the balance, a sum of Rs. 75,000 will be earmarked as Poor Boys Fund to give scholarships and assistance of the students studying at the Seth G. S. Medical College and a sum of Rs. 1,70,000 will be set apart to give financial assistance to the medical staff of the College and Hospital who intend to go in for higher studies in their specialities.

THE SETH G. S. MEDICAL COLLEGE

During the year under report 82 fresh admissions were made. An educational survey of these students shows that their average age at the time of their admission was 18.5 years, it being 16.6 years when they matriculated. The corresponding ages in the previous year were 18.9 and 16.8 years, respectively. 80 of these students were single and 2 married. A statistical study of the occupations of the parents or guardians of the newly admitted students showed that 33 were dependent on service, 27 on business, 10 on medical profession, 3 on legal profession, 2 on pensions and 7 on miscellaneous occupations. In addition to the 82 regular admissions 12 Licentiates were admitted for the Condensed M.B., B.S. course.

The number of undergraduate students on the College roll at the close of the year was 489, which included 116 lady students, and that of post-graduate and research students was 146 as shown below. 5 of the undergraduate students were displaced persons from Pakistan.

Class.	Male students.	Female students.	Total
1st M.B., B.S. 1st Year	57	25	82
1st M.B., B.S. 2nd Year	87	19	106
2nd M.B., B.S. 3rd Year	64	17	81
2nd M.B., B.S. 4th Year	76	29	105
3rd M. B., B.S. 5th Year	89	26	115
Total number of students	373	116	489
Post-graduate students including research students	127	19	146
Total	500	135	635

In the above figures are included the following candidates of the Condensed M.B., B.S. course.

Class	Male students	Female students	Total
1st M.B., B.S.	12	2	14
2nd M.B., B.S.	5	1	6
3rd M.B., B.S.	6	2	8
Total	23	5	28

Thanks are due to the authorities of the Bai Jerbai Wadia Hospital for Children for continuation of facilities given to the students of this College for clinical instruction in the diseases of Children at that Hospital during the year under report.

The results of the various examinations for which students were sent up by the College are summarised below :-

Undergraduate examinations		Candidates sent up	No. of candidates who passed the whole examination
1st M.B., B.S.	April 1953	80	56
	Oct. 1953	44	32
2nd M.B., B.S.	April 1953	52	44
	Oct. 1953	40	35
3rd M.B., B.S.	April 1953	73	43
	Oct. 1953	46	24
Post-graduate examinations		Candidates sent up	No. of candidates who passed the whole examination
M.D. (Medicine)	April 1953	17	2
	July 1953	7	3
	Oct. 1953	9	1
M.D. (Pathology)	April 1953	4	2
	July 1953	1	1
	Oct. 1953	1	1
M.D. (Midwifery)	April 1953	20	5
	July 1953	3	1
	Oct. 1953	9	1
M.D. (Pharmacology)	April 1953	1	1
	July 1953	1	1
	Oct. 1953	1	1
M.S.	April 1953	23	6
	July 1953	11	2
	Oct. 1953	9	4
D.A.	April 1953	2	2
	Oct. 1953	3	3
D.L.O.	April 1953
D.M.R.E. (Part II)	April 1953
	Oct. 1953
D.O.	April 1953	1	1
	Oct. 1953	1	1
D.P.H. (Part II)	Oct. 1953	1	1
D.V.D.	April 1953	1	1
	Oct. 1953	1	1
B.Sc. (Medical)	April 1953	3	3
	Oct. 1953	2	2
M.Sc.	May 1953	5	4
	Oct. 1953	7	6
Ph.D.	April 1953	1	1
D.A. (C.P. & S.)	April 1953
	Oct. 1953
D.G.O.	April 1953	1	1
	Oct. 1953
D.O.M.S.	May 1953	5	2
	Nov 1953	3	2
D.D.V.	April 1953
	Oct. 1953
D.O.R.L.	April 1953
	Oct. 1953
F.C.P.S.	March 1953	5	3
	Sept. 1953	1	1
Total		157	54

Special classes for different post-graduate courses were held as usual.

Annual Cost and Revenue

The total expenditure of the College including the expenditure on the hostels came to Rs. 5,05,806 during the year as against Rs. 4,83,194 during the previous year. The above expenditure includes the amount of Rs. 83,145 paid to the staff as dearness allowance. The revenue of the College in the form of tuition fees, hostel rent and miscellaneous receipts excluding fees received from post-graduate students amounted to Rs. 1,90,482 as against Rs. 1,78,003 during the year 1952-53. The gross cost per student for the year under report was Rs. 1,034.4 while the net cost worked out at Rs. 644.8 as compared with the corresponding figures of Rs. 1,043.6 and Rs. 659.2 respectively, for the preceding year. The amount of fees received from the post-graduate students was Rs. 23,770.

Library and Museum

During the year, 284 books were added to the library as against 168 books in the preceding year. Out of these, 86 books were presented to the library as shown below:—

Shri Shewak Bhojraj	1
Dr. R. G. Chitre	6
Smt. Manchhaben Pranjiwan Mehta	4
Dr. Chaturvedi	4
From authors	4
From publishers	9
World Health Organisation through the Physiotherapy Department, K. E. M. Hospital	49
C. A. R. E. (Co-operation for American Remittances to Europe)	3
Indian Council of Medical Research	2
U. S. Information Service through the Pathology Department of this College	4
						Total	86

The number of books and periodicals issued for reading in the library to undergraduate and post-graduate students, Resident Medical staff and the Honorary and Professorial Staff of these institutions was 31,146 as against 27,679 during the previous year. 1,860 books and 1,624 periodicals were issued on loan outside the library to the Honorary and Professorial staff of these institutions, Resident Medical Officers of the K. E. M. Hospital, Demonstrators and Tutors of this College, to the libraries of the Haffkine Institute, Tata Memorial Hospital, Grant Medical College, Topiwala National Medical College and to the Municipal General Hospital, Sion, the College of Physicians and Surgeons of Bombay, the Bai Jerbai Wadia Hospital for Children and the Nowrosji Wadia Maternity Hospital.

The Microfilm Service Unit at the Tata Memorial Hospital continued to draw on the resources of this library for providing microfilm and photostat copies of the references required by institutions all over India.

203 periodicals were borrowed as inter-library loans from the various medical and research institutions in Bombay to meet the needs of our library readers.

40 wet and dry specimens were replaced in the Anatomy Museum during the year. The total number of wet and dry specimens in the Anatomy and Comparative Anatomy Sections stood at 1,752. Students from different schools from the City and Bombay Suburban District and Nurses from different hospitals in the City were allowed to visit the Anatomy Museum during the year.

In the Pathology Museum 25 new specimens were mounted and 156 old specimens were remounted during the year, bringing the total number of specimens to 1,775.

In the Artist's Departmental 1,234 photographs, graphs, photomicrographs, etc. were prepared during the year.

Hostels

The number of students residing in the hostel for Male students during the year under report was 147. The number of lady students residing in the Lady Students' Hostel during the year under report was the same as in the previous year, viz., 28. Both the hostels were thus fully occupied and a few applications for rooms had to be rejected for want of vacancies.

The total expenditure incurred on the hostels was Rs. 25,873 while the income derived in the form of rent was Rs. 24,814.

Gymkhana

Good performances were to the credit of our Gymkhana this year. In the Inter-Collegiate Athletics Shri A. J. F. Sequeira broke the Bombay University record and Shri R. H. Bandodkar stood 2nd in high jump.

Shri A. J. F. Sequeira and Shri Cecil D'Costa represented the Bombay University in Hockey and performed very well.

Shri M. K. Mehta represented the Bombay University in Aquatics. He also represented the Bombay State for All India Championships.

Our team reached finals of Hockey League in Inter-Collegiate tournament.

Our Volleyball team also reached finals of Inter-Collegiate tournament.

Shri J. R. DeAndrade was awarded the Rotary Club Prize for the best student of the College.

Dr. J. V. DeSa presented a fine trophy for Inter-Class Debating Competition.

The Annual Sports were conducted on our ground in grand style. Honourable Justice S. R. Tendolkar presided on the occasion and gave away the prizes.

General

Dr. Harry B. Friedgood, M.D., F.A.C.P. of the School of Medicine, University of California delivered the inaugural address to the students of the College on 20th June 1953.

The following scientific and educational films were shown to the staff, students and nurses during the year :—

Hip diseases.
 Close Circuit Anaesthesia.
 Nitrous oxide Anaesthesia in Dental Surgery.
 Nitrous Oxide Anaesthesia in Midwifery.
 Signs and Stages of Anaesthesia.
 Open drop ether.
 Carbon-dioxide absorption technique.
 Spinal Anaesthesia.
 Pericardial resection.
 Correction of Nasal deformities.
 Varidase.
 Films on Family Planning.
 Lower Segment Caesarean Section.
 Spinelli's Operation for inversion of the uterus.
 Vaginal Subtotal Hysterectomy.
 Ovariectomy.
 D. & C.
 Extraperitoneal pelvic lymphadenectomy.
 Dr. Purandare's operation for carcinoma of the cervix.
 Vaginal total Hysterectomy.
 Abdominal post partum sterilization.
 Significance of cardiac output in relation to cardiac diseases.
 Antihistamine Agents.
 Setting up an Operation Room
 Duties of the Suture Nurse.
 Preparation and draping.
 Care and handling of sutures.
 Application of thick split skin grafts.
 Transthoracic resection.
 Excision of fissure, fistulectomy and haemorrhoidectomy.
 Combined abdominal-perineal resection.

The teaching of the subject of Histology which was being carried out in the Physiology Department was transferred to the Anatomy Department during the year.

The Rockefeller Foundation have given a grant-in-aid amounting to about \$ 5,800 for the period from 15th May 1953 to 14th May 1954 to provide minimum facilities for recognition of the Pharmacology Department of this College as a post-graduate research centre. They have also given a grant-in-aid amounting to about \$ 3,500 to the Indian Council of Medical Research for opening an Experimental Surgical Unit under Dr. P. K. Sen at the K. E. M. Hospital. The apparatus and equipment purchased with the help of these grants-in-aid have started to arrive.

Dr. R. G. Chitre, Assistant Professor of Bio-chemistry was elected a Fellow of the Royal Institute of Chemistry of Great Britain and Ireland.

Dr. D. B. Desai, Assistant Research Officer, Nutrition Research Unit was given a Fellowship for higher training at the University of Oklahoma, U. S. A.

Research

The different departments of the College and the Hospital in addition to their normal teaching and departmental work, had to their credit the following investigations and some of the problems in hand were discontinued and others were taken up afresh during the year.

(1) The Enquiry on "Coxsackie Virus Infection in Bombay City" was continued.

(2) The Enquiry on "Testing various strains of micro-organisms for their sensitivity to different antibiotics" was continued.

(3) An Enquiry on "Cultivation of Endamoeba Histolytica" was started.

(4) The Enquiry on "Anaemias" was continued with funds provided by Messrs. Glaxo Laboratories (India) Ltd.

Research work undertaken by Dr. Roger A. Lewis, A.B., M.D., Visiting Professor of Pharmacology :— (from 5 to 11).

(5) Studies on the treatment of tetanus with the co-operation of Dr. J. C. Patel. Special attention is being given to cases of tetanus neonatorum and puerperal tetanus. Results were published in the Indian Journal of Medical Sciences, January 1954 and a report was made at a meeting of the Seth G. S. M. College and K. E. M. Hospital Staff Society on March 9, 1954.

(6) Studies on Serum Protein levels and patterns in normal and abnormal conditions. A paper was presented to the Association of Teaching Pathologists in January 1954.

(7) Special studies of the Serum Protein Pattern in infectious hepatitis, portal cirrhosis, periarteritis nodosa, Kala-azar and epidemic dropsy.

(8) The influence of Vitamin B12 and antibiotic or other animal protein factors upon the abnormal serum protein pattern in normal individuals and in cases of cirrhosis of the liver. These studies will be extended to other diseases and conditions where an elevation of the gamma globulin fraction is observed.

(9) The Pharmacologic aspects of hypothermia and ventricular fibrillation in conjunction with Dr. P. K. Sen.

(10) The peripheral action of Rauwolfia Serpentina alkaloids. An attempt is being made to develop a technique for the bioassay of this drug.

(11) Studies of the toxicity and therapeutic action of new synthetic chloromycetin like drugs in vivo.

(12) *Cytological Studies on the Islets of Langerhans*.—The work was completed and Dr. A. C. Duarte-Monteiro, the Assistant Professor of Physiology submitted a thesis based on the work for the degree of M.Sc (Animal Physiology) of the Bombay University under the guidance of Professor K. C. Batliwalla, M.B.B.S. Ph.D., the Professor of Physiology. He was awarded the degree.

* (13) *Nicotinic acid Metabolism with special reference to its biosynthesis and its relationship with its alkali labile precursor*.—The work on the problem was further continued. Some of the rare intermediates between Tryptophane and Niacin chain as postulated in animal organism were received through the courtesy of Professor Henderson from U. S. A. and a few more were supplied gratis by Messrs. Hoffman La Roche, Basle, Switzerland. These were tested in the case of germinating cereals and yeast. It has been found that Kynurine and serine are active and form a part of the chain of Niacin Biosynthesis in plants. Further work is in progress to elucidate the biosynthesis.

Some work has been carried out on the growing paddy and the results have shown that the so called alkali labile precursor of niacin appears in the paddy long after the niacin occurs. This would therefore throw doubt on the general assumption that the substance is a niacin precursor.

(14) *Studies in B. Complex Metabolism in Fish*.—The work has been completed. It has been shown that there are wide changes in the B₁ and B₂ contents of various organs of fish in different seasons. These changes could be correlated with maturity.

(15) *Mode of action of Vitamin D*.—The work on the problem has been planned to see whether vitamin D acts in vivo without any modification. Recent investigations elsewhere have indicated that the Vitamin D is phosphorelated and acts as an enzyme. This conception was also shared by this laboratory as back as 1940. The work to throw more light has been planned in which paper and/or column chromatography has to be used.

(16) *Studies in Calcium and Phosphorus and Nitrogen Metabolism*.—The relationship between Vit. D, Ca, P and Nitrogen which was established in 1940, has been further studied. It has been shown that Vit. D primarily affects the exogenous nitrogen metabolism.

(17) *Studies in excretion of pregnandiol in the urines of normal and pregnant women*.—The work was completed on normal subjects. These subjects were studied during two monthly menstruation cycles and normal figures for the hormone excretion have been established. It was found to be greatly increased during pregnancy. The work has been approved for the degree of M.Sc.

(18) *The esterase (Butyric) activity in rats receiving esterogen injections in large amounts*.—The earlier findings of the relationship between cancer and the esterase activity suggested testing of the effect of esterogen in animals. The hormone in large doses induces breast cancer. The study has given negative results and no tumours were developed.

* (19) *Studies in B. Complex Vitamins*.—The estimation of Thiamine, Riboflavin and Nicotine was done in pulses. It has been found that generally there was thiamine destruction during storage. It was accompanied by air increase in the riboflavin content and no change in the niacin content. The work has been approved for the degree of M.Sc.

* (20) *Studies in Amino acid Contents*.—Eight amino acids have been estimated chemically and microbiologically in pure bred strains of cereals and pulses. The results have been published in the Annual Report of the Indian Council of Medical Research.

(21) *Studies in Metabolic Inhibition*.—This work was conducted in collaboration with the Polio Research Unit. It has been established that in the serum of polio infected monkeys an anti thiamin factor is elaborated. This was absent in normal monkey's serum. The work has been approved for the degree of M.Sc.

(22) *Studies on the Nutritive aspects of Yeast*.—The work has been completed by using oil cakes as a source of nitrogen in place of peptone and molasses as the sole carbohydrate source. Three strains were found very suitable for growing on this cheap medium. The work has been approved for the degree of Ph.D.

(23) *Studies in Biosynthesis of nicotinic acid in Yeast*.—The work has revealed that in all probability, the chain of biosynthesis of niacin from tryptophane in yeast is similar to that in germinating cereals.

* (24) *The effect of Protein nutrition on kidney function*.—The work was completed. It has been found that persons on low protein nutrition show low clearance values. These values rose when the subjects were kept on high protein regimen. The values again came to original levels when the subjects were brought on the original diet. In this connection vegetable and animal proteins behave similarly. The low or high clearance values were primarily due to low or high urine urea. All other non-protein fractions in the blood remained unchanged. The work has been approved for the degree of M.Sc.

(25) *Utilization of protein and non-protein Nitrogen*.—The work to estimate the protein value of Tanai (Poor man's food in South India) was undertaken. It revealed that the protein content of the grain was fairly high but it was deficient in the essential amino acids. Work is in progress to improve its nutritive value by using Amino acids or non-protein Nitrogen with B12.

(26) *The effect of D—Isomers of Amino acids on the growth of lactic acid bacteria*.—This work was carried out on three lactic acid bacteria with regard to four amino acids. It has been found that D—leucine inhibits the growth of L—Mesenteroides P-60. In other cases the D-isomers were neither utilized nor proved to be inhibitory.

Enquiries from (13) to (26) were conducted in the Bio-chemistry Section of the Physiology Department under Dr. R. G. Chitre, Assistant Professor of Bio-chemistry.

* (27) Study of the conjunctival bed as a receptor for the trachoma virus was concluded.

* (28) Enquiry into the possibilities and scope of homologous venous and arterial grafts was concluded.

(29) Investigation on the application of hypothermia in cardiac surgery was continued by Dr. P. K. Sen.

* (30) Enquiry on "Narcotherapy" was concluded.

PUBLICATIONS

Articles on medical subjects published by the members of the Honorary, Professorial and other staff during the year.

Serial No.	Contributed by	Title of the article	Name of the Journal in which the article was published
1	Dr. Golwala A. F.	Medicine for Students	2nd Edition, August 1953.
2	Dr. Kothare S. N.	Encephalitis	Indian Medical Gazette, 88: 583-586, 1953.
3	Smt. Kamala Nimbkar	Problems of Exceptional Children	"Roshni", Delhi, 1954.
4	Dr. Patel J. C.	Chloroquine in the treatment of Amoebic Liver Abscess.	British Medical Journal, Vol. 1: 811-813, 1953
5	Dr. Patel J. C.	Normal Values in Clinical Medicine— (I) Anatomical Normals	Indian Journal of Medical Sciences, 7: 380, 1953
		(II) Stomach	Do. do. do. 7: 453-454, 1953
		(III) { Caloric Requirements	Do. do. do. 7: 532, 1953.
		{ Caloric Requirements	Do. do. do. 7: 592-596, 1953
		(IV) Cerebrospinal Fluids	Do. do. do. 7: 664, 1953.
		(V) Kidney, Ureter, Bladder and Urethra	Do. do. do. 7: 768, 1953.
6	Dr. Phadke G. M.	Sterility in the Males	Read at the 30th All India Medical Conference held at Hyderabad (Deccan) in December 1953).
7	Dr. Phadke G. M.	Experience of Portal Hypertension	Read at the Conference of the Association of Surgeons of India held at Agra (U.P.) in December 1953.
8	Dr. Purandare N. M.	Intussusception due to Amoebic Colitis	Indian Journal of Medical Sciences, 7: 288-290, 1953.
9	Dr. Purandare N. M. Dr. Deroas S. M.	Rhinosporeidiosis in Bombay	Indian Journal of Medical Sciences, 7: 603-610, 1953.
10	Dr. Sen P. K.	Use of a Snare Tourniquet in Mitral Valvotomy: A suggested modification of Technique.	Indian Journal of Surgery, 13: 15-18, 1953.
11	Dr. Sen P. K. Dr. Kothare S. N. Dr. Mehta M. M.	Surgical Approach to the Mitral Valve: An experimental study.	Indian Journal of Medical Sciences, 7: 281-287, 1953.
12	Dr. Sen P. K. Dr. Bhatt P. A. Dr. Shah R. L.	Use of Artificial Hypothermia (Hibernation) in Open Cardiac Surgery.	Indian Journal of Medical Sciences, 7: 694-703 1953.
13	Dr. Sen P. K. Dr. Kothare S. N.	Healing of Myocardial Wound at the site of Auricular appendectomy in Dogs.	Indian Journal of Medical Research, 41: 373-377, July 1953.
14	Dr. Shah M. J. Dr. Vakil B. J.	Streptomycin in Tuberculous Meningitis	Indian Journal of Medical Sciences, 8: 77-86, 1954.
15	Dr. Store S. D.	A Case of Pulmonary Hemartoma	British Medical Journal, 1: 25-26, 1954.
16	Dr. Vahia N. S.	Common Psychological illnesses in General Practice.	Indian Journal of Medical Sciences, 7: 104-114, 1953.
17	Dr. Vahia N. S. Dr. Mondkar V. P.	Melatonin in the treatment of Mental Illnesses.	"Neurology" Bulletin of the Neurological Society of India, Vol. 1: 24-26, 1953.
18	Dr. Vakil R. J.	Personal Observations on the Evolution of an Attack of Coronary Thrombosis.	Journal of Indian Medical Association, 22: 445-450, 1953.
19	Dr. Vakil R. J.	Hypotensive Action of Another Rauwolfia Serpentina Alkaloid: A Clinical Report.	Journal of Indian Medical Association, 22: 97-103, 1953.
20	Dr. Vakil R. J.	Ways and Means of Combating the Present day Coronary Menace.	Indian Journal of Medical Sciences, 7: 618-628 1953.

In conclusion the Dean expresses his sincere thanks to the members of the Honorary Staff and the Professorial and teaching staff for their co-operation and willing help.

R. G. DHAYAGUDE,
Dean,
K. E. M. Hospital &
Seth G. S. Medical College.

INDEX OF APPENDICES

Appendix No.	Particulars.
1	Senior Staff of the K. E. M. Hospital and Seth G. S. Medical College for the year 1953-54.
2	A statement showing the In-patients treated in the K. E. M. Hospital during the year 1953 with classification according to Departments, Sex, Age, Discharges and Deaths.
3	A statement showing the Out-patients (new, old and casualty) treated in the K. E. M. Hospital during the year 1953 with classification according to Departments, Sex and Age.
4	A chart illustrating the summary according to the Sex, Age and Religion of Out-patients and In-patients treated in the K. E. M. Hospital during the last three years.
5	to 13 printed in the departmental copies of the Report.
14	A report of the X-ray and Electro-therapeutic Department of the K. E. M. Hospital for the year 1953.
15	A statement showing the classification according to the nature of the diseases and sex of the Out-patients and In-patients treated in the Skin and Venereal Department of the K. E. M. Hospital during the year 1953.
16	A statement showing the classification according to the nature of the disease and sex of patients treated and Diagnostic and the Therapeutic measures used in the Psychiatric Department of the K. E. M. Hospital during the year 1953.
17	A statement showing the number of Electro-cardiograms classified according to the clinical conditions for which these were taken in the K. E. M. Hospital during the year 1953.
18	A statement showing the various (i) Pathological, (ii) Bacteriological, (iii) Biological and (iv) Bio-chemical, investigations carried out in the Central Clinical Laboratory of the K. E. M. Hospital during the year 1953 as also an account of the Autopsy work done during the year.
19	A statement showing the work done at the Family Health Centre in the K. E. M. Hospital during the year 1953.
20	A report of the Physical Therapy Centre and School of the K. E. M. Hospital showing the number of patients treated with classification of the conditions for which they were treated during the year 1953.
21	A statement of Accounts of the K. E. M. Hospital Poor Box Charity Fund for the year 1953-54
22	Balance Sheet of the Poor Box Charity Fund of the K. E. M. Hospital as on 31st March 1954.

APPENDIX No. I.

SENIOR STAFF OF THE K. E. M. HOSPITAL AND SETH G. S. MEDICAL COLLEGE FOR THE YEAR 1953-54.

Dean.

R. G. DHAYAGUDE, ESQR., M.D. (On leave from 29-4-1953 to 28-5-1953).

Assistant Dean.

V. V. JADHAV, ESQR., M.B., B.S.

Assistant Medical Officers.

R. P. PARULKAR, ESQR., M.B., B.S., D.A. F.A.C.A.

R. B. REDKAR, ESQR., B.Sc., M.B., B.S., D.A.

Professor of Anatomy.

G. M. KURULKAR, ESQR., M.B., B.S. Temporary Professor of Anatomy from 20-8-1951. Retired due to superannuation from 13-7-1953. Allowed to continue for one year from 13-7-1953.

Assistant Professor of Anatomy.

Vacant.

Professor of Physiology.

K. C. BATLIWALLA, ESQR., M.B., B.S., Ph.D.

Assistant Professor of Physiology.

A. C. DUARTE MONTEIRO, ESQR., M.Sc., M.B., B.S., (transferred to T. N. M. College from 27-12-1952 to 13-10-1953).

E. J. VAZ, ESQR., B.Sc., M.D. from 22-12-1952 to 13-10-1953.

Assistant Professor of Bio-chemistry.

R. G. CHITRE, ESQR., M.Sc., Ph.D., F.R.I.C.

Visiting Professor of Pharmacology.

ROGER A. LEWIS, ESQR., B.A., M.D.

Assistant Professor of Pharmacology and Materia Medica.

W. B. BHAVE, ESQR., B.Sc., M.B., B.S. (temporary from 10-6-1950). On leave from 9-1-1954.

Professor of Pathology and Bacteriology.

N. M. PURANDARE, ESQR., M.D. (Appointed from 1-5-1952) (on leave from 23-12-1953 to 29-1-1954).

D. D. BANKER, ESQR., M.D. Ph. D. (Ag. from 23-12-1953 to 29-1-1954).

Assistant Professors of Pathology and Bacteriology.

S. N. KOTHARE, ESQR., M.D., D.T.M. & H. (Resigned from 1-9-1953).

D. D. BANKER, ESQR. M.D., Ph.D. (from 1-5-1952).

Honorary Physicians and Lecturers in Medicine.

N. D. PATEL, ESQR., M.D. M.R.C.P. F.C.P.S.

ABDUL HAMEED, ESQR., M.D. (Retired due to superannuation from 16-2-1954.)

MANGALDAS J. SHAH, ESQR., M.B., B.S. M.R.C.P. D.T.M. & H.

P. RAGHAVAN, ESQR., M.D.

R. J. VAKIL, ESQR., M.D. M.R.C.P. F.R.F.P.S.

J. C. PATEL, ESQR., M.D., M.R.C.P., Ph.D.

E. R. DEMELLO, ESQR., M.D. (Acting from 11-3-1954).

Honorary Assistant Physicians and Lecturers in Medicine.

J. K. MEHTA, ESQR., M.D. M.R.C.P.

E. P. BHARUCHA, ESQR., M.D. F.C.P.S. (On leave from 9-9-1953 to 10-10-1953).

K. K. DATEY, ESQR., B.A., M.D., M.R.C.P. D.C.H. D.T.M. & H. B.Sc.

E. R. DEMELLO, ESQR., M.D. (On leave from 1-6-53 to 30-11-1953).

B. M. KHER, ESQR. M.D., F.C.P.S., M.R.C.P., D.T.M. & H. (Ag. from 21-9-1953)

A. F. COLWALLA, ESQR. M.D. F.C.P.S. (Ag. from 21-9-1953)

Honorary Surgeons and Lecturers in Surgery.

A. V. BALIGA, ESQR., F.R.C.S.

K. G. MUNSIF, ESQR., M.B., B.S. F.R.C.S. (from 11-5-1953 to 16-6-1953).

G. M. PHADKE, ESQR., M.B., B.S. F.R.C.S. (on leave from 18-4-1953 to 14-5-1953.)

M. M. PANDYA, ESQR., M.B., B.S. F.R.C.S. (On leave from 1-6-1953 to 31-8-1953).

A. E. DE SA, ESQR., M.B., B.S. F.R.C.S.

R. G. GINDE, ESQR., M.S.

P. K. SEN, ESQR., M.S. (Temporary from 1-12-1953).

Honorary Assistant Surgeons and Lecturers in Surgery.

- P. K. SEN, ESQR., M.S. (Appointed as Ag. Hon. Surgeon from 1-12-1953).
 R. H. KARMARKAR, ESQR., M.B., B.S. F.R.C.S.
 C. S. WORAH, ESQR., M.S. (on leave from 1-3-1953 to 30-10-1953).
 V. P. MEHTA, ESQ, M.D., M.S. F.C.P.S.
 G. D. ADHIA, ESQR., M.B., B.S. F.R.C.S. F.C.P.S.
 V. S. SHETH, ESQR., M.B., B.S. F.R.C.S.
 C. J. T. PINTO, ESQR., M.S. F.R.C.S. (Ag. from 2-3-1953 to 30-10-1953 and Ag. from 1-1-1954).

Honorary Orthopaedic Surgeons.

- R. J. KATRAK, ESQR, B.A., B.Sc. M.B.B.S. F.R.C.S. M.Ch. (Ortho).
 A. K. TALWALKAR, ESQR., M.B., B.S. F.R.C.S. M'Ch. (Ortho).

Honorary Assistant Orthopaedic Surgeon.

- K. T. DHOLAKIA, ESQR., M.S., F.R.C.S., M. ch. (Ortho) (Appointed from 1-1-1953).

Honorary Aural Surgeon and Lecturer in Ear, Nose and Throat.

- S. G. JOSHI, ESQR., M.S. (On leave from 26-3-53 to 18-8-1953).

Honorary Assistant Aural Surgeon.

- J. V. DESA, ESQR., M.S., D.L.O.
 V. A. DESAI, ESQR., M.B., B.S., D.L.O., F.C.P.S. (temporary from 27-3-1953 to 18-8-1953).

Honorary Gynaecologists and Lecturers in Gynaecology and Obstetrics.

- SMT. P. C. DAROOWALLA, ESQR., M.D.
 K. M. MASANI, ESQR., M.D. F.R.C.S.

Honorary Assistant Gynaecologist.

- B. N. PURANDARE, ESQR., M.D. F.R.C.S.

Honorary Ophthalmic Surgeons and Lecturers in Ophthalmology.

- S. N. COOPER, ESQR., M.B., B.S., D.O. D.O.M.S.
 C. B. DHURANDHAR, ESQR., M.B.B.S. D.O.

Honorary Assistant Ophthalmic Surgeon.

- D. G. MODY, ESQR., M.B., B.S. D.O. D.O.M.S.

Honorary Radiologists and Lecturers in Radiology and Electrotherapy.

- Z. J. JOSEPH, ESQR., M.D. D.M.R.E. (On leave from 14-7-1953 to 14-9-1953).
 L. H. ATHLE, ESQR., M.B., B.S. D.M.R. M.A.C.S.

Honorary Anaesthetist and Lecturer in Anaesthesia.

- B. N. SIRCAR, ESQR., M.B., B.S. D.A., F.F.A.R.C.S.
 G. S. AMBARDEKAR, ESQR., M.B., B.S., D.A., F.F.A.R.C.S.

Honorary Dental Surgeon and Lecturer in Dentistry.

Vacant.

Honorary Assistant Dental Surgeon and Lecturer in Dentistry.

- N. H. MOGHE, ESQR., L.D.Sc.
 I. L. N. LOPES, ESQR., B.D.S. (Ag. from 1-4-1954).

Honorary Dermatologist and Venereologist and Lecturer in Dermatology and Venereology.

- J. A. FERNANDEZ, ESQR., L.R.C.P. M.R.C.S. M.R.C.P.

Honorary Assistant Dermatologist and Venereologist.

- S. C. DESAI, ESQR., M.D. D.V.D.

Honorary Lecturer in Medical Jurisprudence and Toxicology.

- V. V. JADHAV, ESQR, M.B., B.S.

Honorary Lecturer in Hygiene and Preventive Medicine.

- G. N. KOWSHIK, ESQR., M.B., B.S. B.Hy., D.P.H.

Honorary Psychiatrist and Honorary Lecturer in Psychiatry.

- N. S. VAHIA, ESQR., M.D.

Honorary Director, Occupational Therapy Centre and School.

- SMT. KAMALA V. NIMBKAR, B.A. F.T.C., O.T.R.

Physiotherapy Centre and School.

- R. L. JACQUES, ESQR., M.C.S.P. (Senior Physio-Therapist)

- SMT. PAGE C. MEHTA. R.P.T. (Assistant Physio-Therapist)

APPENDIX No. 2

A statement showing the In-patients treated in the K. E. M. Hospital, during the year 1953 with classification according to Departments, Sex, Age, Discharges and Deaths.

Department	Sex	In the Hospital on the Mid-night of 31st December 1952	Admitted during the year 1953	Total	Discharged during the year 1953	Died during the year 1953	In the Hospital by the Mid-night on 31st December 1953
Medical	Men	144	4,211	4,355	3,709	502	144
	Women	60	1,377	1,437	1,163	210	64
	Children—						
	Male	24	1,177	1,201	812	363	26
	Female	18	922	940	670	255	15
Surgical	Men	122	4,206	4,328	3,960	241	127
	Women	31	988	1,019	881	100	38
	Children—						
	Male	55	346	351	314	30	7
	Female	5	196	201	171	23	7
Ophthalmic	Men	23	526	549	524	1	24
	Women	13	309	322	312	1	9
	Children—						
	Male	1	34	35	34		1
	Female	1	22	23	20		2
Gynaecological	Women	27	897	924	879	18	27
	Children—						
	Female		3	3	3		
Skin and Venereal	Men	11	175	186	169	4	13
	Women	6	61	67	59	2	6
	Children—						
	Male	9	11	12	12		1
	Female	1	9	9	8		1
Aural	Men	12	636	648	635	3	10
	Women	1	364	365	361	3	4
	Children—						
	Male	2	238	240	234	5	1
	Female	1	209	209	206	3	1
Orthopaedic	Men	58	1,498	1,556	1,452	31	73
	Women	32	352	384	340	17	27
	Children—						
	Male	6	218	224	217	1	6
	Female	1	111	112	107		5
Psychiatric	Men	6	68	74	68	1	5
	Women	3	29	32	31		1
	Children—						
	Male		8	9	9		
	Female		2	2	1		
Neurology	Men		25	25	13	1	11
	Women		5	5	4		1
	Children—						
	Male		3	3	2		
	Female		5	5	5		
Neurosurgery	Men		4	4			4
	Women						
	Children—						
	Male						
	Female						
Total	Men	376	11,353	11,729	10,534	784	411
	Women	173	4,383	4,556	4,027	348	181
	Children—						
	Male	40	2,039	2,079	1,636	399	44
	Female	25	1,482	1,507	1,193	284	30
Grand Total		614	19,257	19,871	17,390	1,815 + 3 S.B.	666

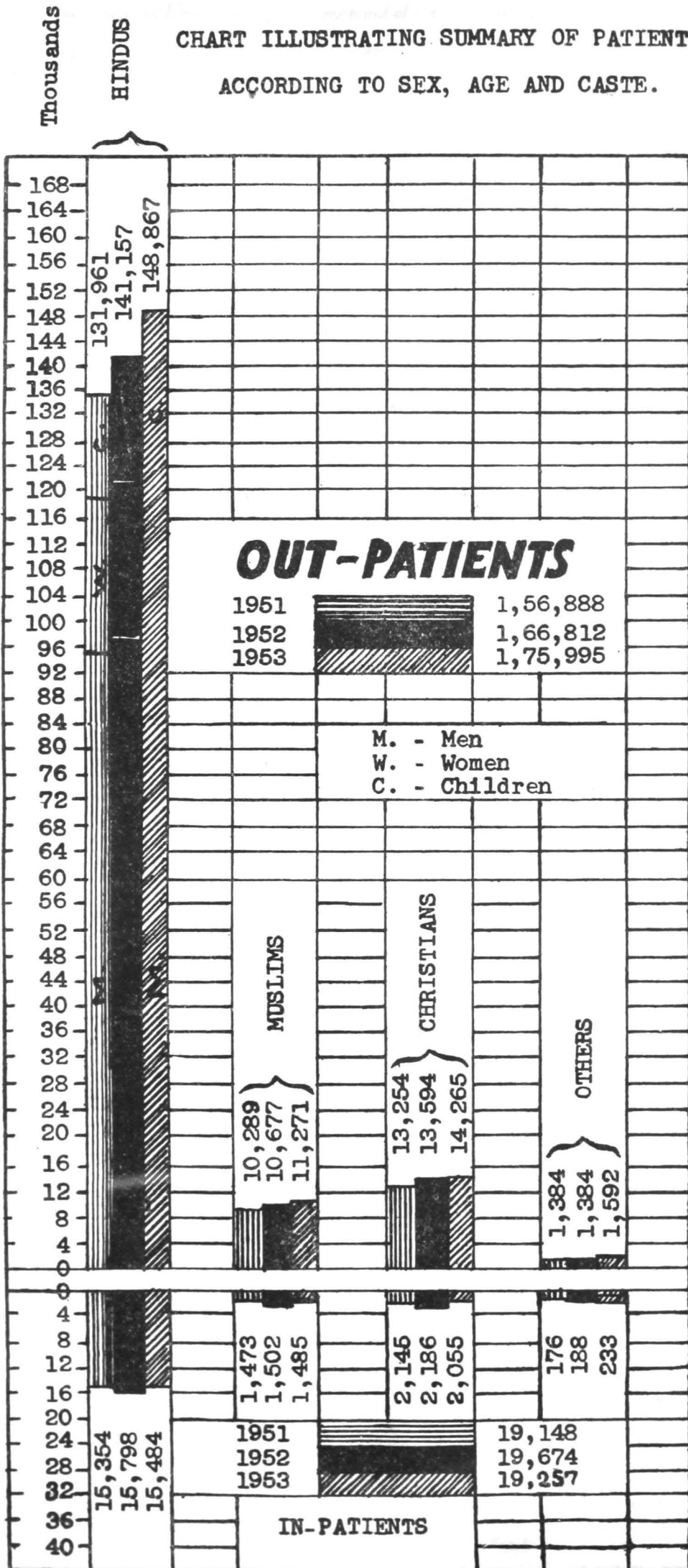
APPENDIX No. 3

A statement showing the Out-patients (new, old and casualty) treated in the K. E. M. Hospital during the year 1953 with classification according to Departments, Sex and Age.

Department	Sex	O. P. D. New cases.	O. P. D. Old Cases.	Total Attendance	Casualty cases.
Medical	Male	34,466	67,523	101,989	2,365
	Female	12,569	34,897	47,466	211
	Children—				
	Male	5,454	9,385	14,839	118
	Female	4,379	6,563	10,944	84
	Children—				
Surgical	Male	37,536	79,110	1,16,646	23,276
	Female	7,072	17,236	24,308	3,540
	Children—				
	Male	3,940	5,080	9,020	2,987
	Female	1,987	2,934	4,971	1,326
	Children—				
Ophthalmic	Male	11,530	24,289	35,819	3,504
	Female	3,348	11,518	14,866	124
	Children—				
	Male	872	2,679	3,551	77
	Female	730	2,026	2,756	29
	Children—				
Gynaecological	Female	5,127	22,096	27,223	20
	Female Children	19	19	38	2
Dental	Male	6,359	3,897	10,256	30
	Female	2,833	2,347	5,180	6
	Children—				
	Male	357	374	731	4
	Female	249	200	449	2
	Children—				
Skin and Venereal	Male	10,322	24,654	34,976	1,113
	Female	2,154	6,757	8,911	3
	Children—				
	Male	907	2,029	2,936	2
	Female	765	1,491	2,256	2
	Children—				
Aural	Male	6,329	17,196	23,525	481
	Female	2,768	9,834	12,602	101
	Children—				
	Male	1,449	3,285	4,734	251
	Female	1,128	2,344	3,472	215
	Children—				
Orthopaedic	Male	6,953	21,893	28,856	3,887
	Female	1,555	5,439	6,994	557
	Children—				
	Male	1,008	2,358	3,366	709
	Female	558	1,342	1,900	301
	Children—				
Psychiatric	Male	660	7,868	8,528	2
	Female	371	3,468	3,839	2
	Children—				
	Male	84	815	899	1
	Female	46	491	537	1
	Children—				
Neurology	Male	34	9	43	...
	Female	16	2	18	...
	Children—				
	Male	12	2	14	...
	Female	4	...	4	...
	Children—				
Neurosurgery	Male	21	5	26	...
	Female	8	3	11	...
	Children—				
	Male	3	...	3	...
	Female	3	...	3	...
Grand Total		1,75,995	4,03,510	5,79,505	44,328

APPENDIX No.4

CHART ILLUSTRATING SUMMARY OF PATIENTS
ACCORDING TO SEX, AGE AND CASTE.



APPENDIX No. 14

A report of the X-Ray and Electro-therapeutic Department of the K. E. M. Hospital for the year 1953.

During the year ended on 31st December 1953 the following work was done in the X-Ray Department:—

- 8,710 patients were X-rayed, for various conditions.
- 1,582 patients were undergone Barium-meal investigations.
- 189 patients were given Deep-X-ray treatment.
- 295 patients had superficial X-ray therapy.

APPENDIX No. 15

A statement showing the classification according to the nature of the disease and sex of the out-patients and in-patients treated in the Skin and Venereal Department of the K. E. M. Hospital during the year 1953.

Description.	Out-patients.		In-patients.	
	Male.	Female.	Male.	Female.
Primary Syphilis	1,195	81	8	1
Secondary Syphilis	773	70	31	11
Tertiary Syphilis	10	...	1	1
Congenital Syphilis	11	...	1	1
Total No. of cases of Syphilis				
	1,989	151	41	13
Acute Gonorrhoea	495	62
Chronic Gonorrhoea	319	41
Total No. of Cases of Gonorrhoea				
	814	103
Phagedena	32	...	4	...
Chancroid	849	33	11	...
Granuloma Inguinal (5th V. D.)	2	...	2	...
Lympho-granuloma Inguinal (6th V. D.)	8	2
Total No. of Venereal Cases				
	891	135	17	...
Leprosy Cases	271	34
Skin diseases	7,264	2,596	121	55
Total				
	7,535	2,630	121	55
Grand total of Venereal, Skin and Leprosy				
	11,229	2,919	189	70

APPENDIX No. 16

A statement showing the classification according to the nature of the disease and sex of patients treated and Diagnostic and the Therapeutic measures used in the Psychiatric Department of the K. E. M. Hospital during the year 1953.

TABLE I

Summary of patients treated and classified according to sex:—

Sex.	Outdoor.	Indoor.
Male	660	68
Female	371	29
Children—male	84	8
female	46	2
Total		1161
		107

TABLE II.

Summary of patients classified according to diseases:—

Name of disease.	No. of cases
Schizophrenia	221
Maniac-depressive Psychosis	95
Involuntional Psychosis	38
Post-partem Psychosis	23
Acute Psychotic Episode	57
Senile Psychosis	9
Organic Psychosis (non-senile)	44
Anxiety Neurosis	58
Hysterical Reaction	124
Obsessive—compulsive Neurosis	8
Psychoneurosis with somatic symptoms—	
Nocturnal Enuresis	3
Psychogenic Amnesia	7
Sex-disorder	248
Psychogenic pain	72
Stammering	17
Hypochondriasis	31
Mental retardation	126
Epilepsy	423
Infantile convulsions	52
Miscellaneous	54

TABLE III.

Summary of Diagnostic and Therapeutic measures:—

Particulars.	No.
Electro-encephalograms	503
Cardiozole Injections	70
Electro-convulsive therapy	52
Narcotherapy	151
Insulin subcoma	81

APPENDIX No. 17

A statement showing the number of Electro-cardiograms classified according to the clinical conditions for which these were taken in the K. E. M. Hospital during the year 1953.

Clinical conditions for which Electro-cardiogram was taken.	Total.
Congenital heart disease	40
Coronary heart disease	147
Congestive cardiac failure	67
Valvular heart disease	84
Hypertensive heart disease	67
Cardiac arrhythmias	34
Chest pain	33
Pericardial disease	24
Cor pulmonale	10
Thyroid disease	15
Tachycardias	16
Bradycardia	5
Acute rheumatic fever	13
Aneurysm of Aorta	4
Subacute bacterial endocarditis	5
Heart block	5
Miscellaneous	246
Total	815

APPENDIX No. 18

A statement showing the various, (i) Pathological (ii) Bacteriological (iii) Biological (iv) Biochemical investigations carried out in the Central Clinical Laboratory and outdoor Departments of the K. E. M. Hospital during the year 1953 as also an account of Autopsy work done during the year.

(A) Central Clinical Laboratory

42428 Laboratory Investigations were carried out during the year 1953 in the Central Clinical Laboratory (as apart from the ward laboratories) on the material sent from the Hospital, as against 37352 and 34227 in the years 1952 and 1951 respectively. These are grouped under the following heads:—(1) Pathological (2) Bacteriological (3) Biological (4) Biochemical.

I—Pathological—

	1953
(i) Routine Examination of Urine	5,682
(ii) Examination of Blood—	
(1) Cytological examination:—	
(a) Complete cytology	1177
(b) Platelet count	35
(2) Coagulation Time	84
(3) Bleeding Time	84
(4) Erythrocyte Sedimentation test	1,781
(5) Detection of Parasites:—	
(a) Microfilaria	223
(iii) Examination of Faeces	3,870
(iv) Detection of tape worm head	6
(v) Examination of Sputa	1,200
(vi) Examination of Puncture Fluids:—	
(a) Cerebro-spinal fluid	1,900
(b) Pleural fluid	179
(c) Ascitic fluid	216
(d) Other fluids	9
(vii) Histological Examination of Surgical Tissues	4,262
Total	20,708

II—Bacteriological—

(i) Urine:—	
(a) Cultural Examination	225
(b) Cultural Examination for M. tuberculosis	16
(ii) Blood:—	
(a) Cultural Examination	306
(b) Serological Examination:—	
(1) Widal Reaction	611
(2) Kahn Test	10,451
(3) Wassermann Reaction	624
(4) Weil Felix Reaction	56
(5) Agglutination test against Leptospira	28
(6) Agglutination test against Brucella group	58
(7) Agglutination test against Dysentery group	1
(8) Paul-Bunnell Test	19
(9) Napier's aldehyde test	60
(10) Brahmachari Test	9
(c) Test for L. E. cells	3
(iii) Faeces —	
(a) Cultural Examination	25
(iv) Puncture fluid—Cultural Examination:—	
(a) Cerebro spinal fluid (culture for M. tuberculosis)	34
(b) Cerebro spinal fluid (Routine and culture)	398
(c) Pleural fluid—routine and culture	156
(d) Pleural fluid—culture for M. tuberculosis	20
(e) Peritoneal Fluid:—	
(1) Routine culture	128
(2) Cultural Exam. for M. tuberculosis	42
(f) Other aspirated fluids	98
(v) Microscopic and Cultural Examination of:—	
(a) Sputum for M. tuberculosis (Routine and culture)	10
(b) Sputum routine culture	125
(c) Pus, routine and culture	156
(d) Pus cultural examination for M. tuberculosis	5
(e) Throat Swabs	782
(f) Pus Anaerobic culture	2
(g) Nasal swabs	215
(h) Swab from Nasal Sinuses, ear and aspirated fluids	89
(vi) Examination for presence of microorganisms—smears (microscopy):—	
(1) Urethral or cervical discharge	84
(2) For Leishman-Donovan Bodies	55
(3) Fungus	3
(vii) Preparation of Autolysate	31
(viii) Virulence test for Diphtheria	2
Total	14,927

APPENDIX No. 18—(Contd.)

III.—Biological—		
(1) Casoni's Test	...	10
(2) Fries' Test	...	17
(3) Friedmar's test	...	3
	Total	30
IV.—Biochemical—		
1. Urine:—		
(1) Determination of Diastase Index	...	13
(2) Hippuric Acid Liver Function test	...	49
(3) Calcium	...	2
(4) Creatinine	...	3
(5) Urobilinogen Estimation	...	43
(6) Chlorides Estimation	...	1
(7) Phosphorus	...	1
(8) Melanin	...	2
(9) Bile Pigments	...	1
2. Blood:—		
(a) Determination of Chemical Constituents:—		
(1) Albumin	...	437
(2) Bilirubin	...	54
(3) Calcium	...	36
(4) Chlorides	...	7
(5) Cholesterol	...	186
(6) Creatinine	...	3
(7) Fibrinogen	...	8
(8) Globulin	...	437
(9) Glucose (Fasting level)	...	154
(10) Non-Protein nitrogen	...	799
(11) Phosphorus, Inorganic	...	21
(12) Potassium	...	11
(13) Protein, Total	...	508
(14) Sodium	...	11
(15) Uric Acid	...	11
(16) Urea Nitrogen	...	760
(b) Other Tests of Blood:—		
(1) Determination of Icteric Index	...	367
(2) Blood Sugar Tolerance Curve	...	60
(3) Van den Bergh Reaction	...	351
(4) Urea Clearance	...	37
(5) Takata-Ara	...	42
(6) Serum Diastase	...	30
(7) Prothombin Time	...	133
(8) Fragility of Erythrocytes	...	16
(9) Phosphatase (alkaline)	...	82
(10) Phosphatase (Acid)	...	33
(11) Thymol turbidity	...	49
(12) Thymol flocculation	...	4
(13) Bromsulphalein	...	5
(14) Lipids	...	1
(15) Phospholipids	...	1
(16) Creatine	...	1
3. Cerebro spinal fluid:—		
Determination of Chemical constituents:—		
(1) Chlorides	...	680
(2) Glucose	...	180
4. Cerebro spinal fluid: Lange's Colloidal Gold Test		32
5. Examination of Gastric contents (Fractional Method)		911
6. Ascitic Fluid:—		
(1) Chlorides	...	1
(2) Takata Ara Test	...	20
(3) Total Proteins	...	85
(4) Albumin	...	29
(5) Globulin	...	29
(6) Urea	...	1
(7) Amylase	...	1
7. Pleural fluid:—		
(1) Total Proteins	...	6
(2) Albumin	...	2
(3) Globulin	...	2
(4) Chloride	...	1
8. Pancreatic fluid:—		
(1) Calculi	...	1
(2) Amylase	...	1
9. Vomit—Occult blood		1
10. Some special tests:—		
(a) Keppler's test	...	4
(b) Fat estimation of stool	...	5
(c) Urobilinogen-in stool	...	1
	Total	6,763

We thank the Director, the Haffkine Institute, for carrying out for us some special bacteriological investigations.

AUTOPSY SECTION

451 autopsies were performed during the year 1953 as against 572 in 1952 and 433 in 1951. A detailed record of every autopsy together with the investigations carried out is filed up. The total number of 451 autopsies include the following performed on bodies received from other institutions specified below:—

K. E. M. Hospital, ...	384
Acworth Leper Home ...	8
Nowrosjee Wadia Maternity Hospital ...	21
Municipal General Hospital, Sion ...	57

We are grateful to the authorities of the above institutions for giving us the opportunity. The records are carefully scrutinized and the findings indexed. A typed summary of the autopsy findings is sent to the respective hospitals for filing with the original case papers.

The following table gives the number of Paraffin blocks prepared for Histological Examinations from the Autopsy material and the surgical tissues from 1st January 1952 to 31st December 1952, together with the figures for the previous years.

Year	Blocks of Post-Mortem organs.	Blocks of tissues from the surgical side of the K. E. M. Hospital, and from out-side.	Tissues received from enquiries under the I.C. M.R.	Total
1953	2833	4262	252	7347
1952	3269	3789	...	7058
1951	2238	3359	...	5597

The Blood Bank

Number of Blood Samples Collected	1888
Number of Plasma separated	114
Number of Blood Samples supplied for Transfusion	1760
Grouping and Matching of Blood for Transfusion	2402
Number of Samples of Blood discarded	6
Number of Blood samples used as High Titre Serum for blood groups	8
Reports on Rh. grouping	51
Reports on Cold Agglutination test	5
Reports on Coomb's Test	2

(B) Out-Patients Department Laboratories

Pathological investigations were carried out in the Out Patients Department Laboratories as under:—

Red Blood Corpuscles and Haemoglobin	2,594
White Blood Corpuscles, Total and Differential	3,722
Stool routine	1,901
Urine routine	13,718
Sputum routine	381
Semen	515
Treponema Pallidum	5791
Prostatic smear	848
Thread smear	536
Urethral smear	422
Cervical smear	231
Ear snip	130
Skin snip	112
Collection of Blood for K. T.	5,599

APPENDIX No. 19

A statement showing the work done at the Family Health Centre in the K. E. M. Hospital during the year 1953:—

Particulars	Families.	Members.	Average No. of members in a family.
Registered	285	962	3.3%
Examined	191	640	
Re-examined	9	34	
World University students			
Registered		6	
Examined		6	
Investigations—			
Blood Samples		629	
Urine Samples		609	
Stool Samples		8	
Visits by the Health Visitor		682	

APPENDIX No. 20

A statement showing the conditions and number of patients treated in the Physio-Therapy Department of the K. E. M. Hospital from 1st April 1953 to 1st March 1954.

CLASSIFICATION.		Nos.
I.—Post Traumatic Conditions—		
A.—FRACTURES—		
(1) Upper Extremity (humerus, radius, ulna)		160
(2) Involving elbow		32
(3) Colles' fracture		128
(4) Hand and fingers		360
(5) Skull		1
(6) Clavicle		5
(7) Scapula		2
(8) Spine		43
(9) Pelvis		3
(10) Lower extremity (femur, tibia, fibula)		168
(11) Patella		16
(12) Potts' fracture		8
(13) Calcaneum		9
B.—DISLOCATIONS—		
(1) Shoulder		10
(2) Elbow		6
(3) Thumb		2
(4) Finger		6
(5) Hip		6
(6) Patella		2
(7) Atlanto-axial		3
(8) Ankle		1
C.—AMPUTATIONS—		
(1) Finger		79
(2) Above knee		2
(3) Below knee		2
(4) Arm		1
D.—CONTUSIONS—		
(1) Shoulder		15
(2) Elbow		15
(3) Wrist		7
(4) Hand		23
(5) Thumb		4
(6) Finger		22
(7) Sacroiliac		11
(8) Gluteus		2
(9) Thigh		14
(10) Knee		12
(11) Ankle		5
(12) Foot		4
E.—SPRAINS—		
(1) Neck		18
(2) Shoulder		11
(3) Elbow		2
(4) Wrist		14
(5) Finger		12
(6) Back		23
(7) Thigh		6
(8) Knee		10
(9) Calf		5
(10) Ankle		24
(11) Foot		23
F.—MISCELLANEOUS—		
(1) Wound		30
(2) Burns		25
(3) Haematoma		15
(4) Muscular strain		21
(5) Cartilage tear		5
II.—Rheumatic Conditions—		
(A) Osteoarthritis		452
(B) Rheumatoid arthritis		29
(C) Multiple arthritis (polyarthritis)		12
(D) Septic Arthritis		18
(E) Myositis and Synovitis		141
(F) Spondylitis		12
(G) Bursitis		14
(H) Writers' Cramp		6
(I) Sacroiliac		48

CLASSIFICATION.		Nos.
III.—Neurological Conditions—		
Spinal cord tumour (Post-O.)		11
A.—CENTRAL NERVOUS SYSTEM (UPPER MOTOR NEURON)—		
(1) Paraplegia		51
(2) Hemiplegia		18
(3) Diplegia		6
(4) Monoplegia		9
(5) Cerebral Palsy		4
(6) Cerebellar ataxia		11
(7) Parkinson's		1
(8) Ascending myelitis		11
(9) Transverse myelitis		2
(10) Tertiary syphilis		3
(11) T. B. Meningitis...		13
(12) Myopathy		1
(13) Huntington's chorea		1
(14) Tetany		2
(15) Disseminated Sclerosis		
B.—PERIPHERAL (LOWER MOTOR NEURON)—		
(1) Prolapsed intervertebral disc.		19
(2) Poliomyelitis		69
(3) Brachial palsy (radial, ulnar, median)		81
(4) Bell's palsy (facial)		41
(5) Polyneuritis		2
(6) Cervical rib		2
(7) Herpes zoster		1
(8) Neuritis		3
(9) Sciatica		21
(10) Tibialis anterior palsy		22
(11) Peroneal palsy		11
(12) Serratus anterior palsy		1
(13) Vocal cord paralysis		4
(14) Hysteria		1
IV.—Deformities—		
(A) Flat feet		8
(B) Scoliosis		3
(C) Volkmann's Ischemic contracture		5
(D) Talipes equinus		2
(E) Coxa vara		6
(F) Torti collis		3
(G) Mallet Finger		14
(H) Post'ural Kyphosis...		1
(I) Lordosis		1
(J) Hallux Rigidis		1
(K) Dupuytren's contracture		1
(L) "Kissing Spines"		2
V.—Post-Surgical Conditions—		
(A) Constrictive Pericarditis		3
(B) Triple Arthrodesis (foot)		1
(C) Empyema		5
(D) Mitral Stenosis		4
(E) Tendon Suture		24
(F) Cancer Breast		2
(G) Renal Calculus		1
(H) Prostatectomy		1
(I) Macmurray's Osteotomy		5
(J) Toxic goiter		1
(K) Ventral Hernia		1
(L) Adhesions		25
(M) Oedema		51
VI.—Medical Conditions—		
(A) Pyemic abscess		7
(B) Bronchiectasis		7
(C) Pneumonia		2
(D) Paratit		3
(E) Leprosy		2
(F) Aneurism		1
(G) Tinitis Aurea		3
(H) Pain in abdomen		6
(I) Thrombo angeitis obliterans		1

APPENDIX No. 20—(Contd.)

CLASSIFICATION.		Nos.
VII.—Miscellaneous Conditions—		
(A) Tuberculosis (bone and joint)	...	23
(B) Osteomyelitis	...	13
(C) Functional Aphonia	...	5
(D) Ganglion	...	4
(E) T. B. Peritonitis	...	4
VIII.—Ultra Violet Radiation Treatments—		
(A) T. B. Adenitis	...	153
(B) Deficiency diseases	...	
(1) Rickets	...	50
(2) Malnutrition	...	17
(3) Debility	...	14
(4) Bed Sores	...	9
(5) Burns	...	11
(6) Periarthritis	...	82
SKIN CONDITIONS—		
(1) Alopecia areata	...	33
(2) Psoriasis	...	23
(3) Leucoderma (Vitiligo)	...	34
(4) Folliculitis	...	5
(5) Eczema	...	5
(6) Allergic dermatitis	...	15
(7) Furunculosis	...	2
(8) Tinea	...	7
(9) Pyoderma	...	1
(10) Pityriasis rosea	...	14
(11) Toxic dermatitis	...	1
C.—MISCELLANEOUS—		
(1) Sinusitis	...	6
(2) Osteomalacia	...	5
(3) Allergic rhinitis	...	1
(4) Osteoclasia	...	1
(5) Anaemia parasitis	...	1
(6) Amyotonia	...	1
(7) Routine bed exercises (various conditions)	...	1,200
Total		4,604

APPENDIX No. 21

Statement of account of the K.E.M. Hospital Poor Box Charity Fund for the year 1953-54.

Receipts.	Amount.	Disbursements.	Amount.
	Rs. a. p.		Rs. a. p.
To Balance in hand as on 31st March 1953	... 1,172 8 6	By Supply of costly medicines, injections etc., to poor patients	... 17,160 13 0
To Balance with the Central Bank of India Ltd. as on 31-3-1953	... 30,675 4 3	By Blood transfusions charges and cost of plasma	... 13,281 0 0
To Balance with C.A., Bombay Municipal Corporation as on 31st March 1953	... 269 3 11	By Travelling expenses to patients	... 73 0 0
To Collections from Ward Boxes	... 6,950 4 0	By Spectacles to patients	... 621 12 0
To Collection from out-patients department boxes	... 5,913 1 9	By Appliances such as crutches, artificial limbs, hernia belts, etc.	... 2,598 2 0
To Donations	... 31,858 3 0	By Deadstock	... 413 2 0
To Miscellaneous receipts	... 744 10 6	By Miscellaneous expenses	... 5,934 10 0
To Sale of Pharmacopoeia	... 2,550 8 0	By Printing and Stationery	... 202 4 9
To Contributions by Patients towards the cost of costly medicines, injections, artificial limbs etc.	... 5,215 4 0	By Establishments Charges	... 1,400 14 0
To Gift Shop, sale proceeds	... 13,606 1 0	By Gift shop, purchase of articles	... 8,853 5 0
To Payment of spectacles	... 263 0 0	By Payment of deposit account	... 12,481 2 6
<i>Interest—</i>		By Investment in 3½ per cent. Bombay Municipal Loan of the face value of Rs. 28,500	24,936 10 1
Poor Box Account ; Interest on current account	42 7 0	By Investment in 4% Bombay Municipal Corporation Loan of the face value of Rs. 20,000	19,850 0 0
Interest on Securities for 1952-53	2,322 13 0	By Investment by C.A., Bombay Municipal Corporation in 3 per cent. and 4% Municipal Debentures of the face value of Rs. 10,700 at par.	10,749 2 0
Interest on Securities for 1953-54	2,681 14 8	By Cash in hand on 31st March 1954	... 4,596 13 3
Convalescent Home Fund Account		By Cash in Central Bank of India Ltd. on 31st March 1954	... 30,837 7 1
Interest on securities for 1953-54	10,722 9 4	By Cash with the Chief Accountant, Bombay Municipal Corporation on 31-3-54	... 242 11 3
To Contributions by patients & their relatives towards blood transfusion and supply of plasma	25,770 0 0		
To Collections on account of medical certificates	... 6,806 0 0		
To Receipts on account of deposits such as patients' money, moiety etc.	... 12,693 0 0		
Total	1,60,262 12 11	Total	1,60,262 12 11

APPENDIX No. 22

Balance Sheet of the Poor Box Charity Fund of the K.E.M. Hospital as on 31st March 1954.

Liabilities.		Amount		Assets.		Amount.			
	Rs. a p.	Rs. a p.		Rs. a p.	Rs. a p.		Rs. a p.		
March 1953				March 1954					
Fund account balance on 31st March 1953	4,23,291	2 5		Cash in hand	4,596	13 3			
Total interest on investments as per Chief Accountant's adjustment	10,722	9 4		Balance with the Central Bank of India, Ltd.	36,837	7 1			
Add - Excess of receipts over expenditure	56,097	3 5		Balance with Chief Accountant Bombay Municipal Corporation	242	11 3			
Deposit Account—			4,90,110	15 2			41,676	15 7	
Patients money	441	2 6		Investments (at cost)—					
Moiety amount of Resident Medical Officers	834	0 0		(1) 4 per cent. loan (1960-70) of the face value of	20,000	20,933	0 0		
Miscellaneous Deposits	2,102	8 0		(2) 4 per cent. B.P.T. Debentures (1968) of the face value of	3,000	3,333	12 0		
				(3) 4 per cent. B.P.T. Debentures (1969)	500	555	10 0		
				(4) 4 per cent. B.P.T. Debentures (1973)	500	555	10 0		
				(5) 4 per cent. B.I.T. Debentures (1962)	500	465	0 0		
				(6) 4 per cent. B.I.T. Debentures (1965)	1,000	930	0 0		
				(7) 4 per cent. B.I.T. Debentures (1972)	10,000	9,300	0 0		
				(8) 4 per cent. B.I.T. Debentures (1973)	1,000	930	0 0		
				(9) 4 per cent. B.I.T. Debentures (1974)	500	510	0 0		
				(10) 5 per cent. B.M. Debentures (1954-59)	18,000	16,123	12 0		
				(11) 4 per cent. B.I.T. Debentures (original)	500	510	0 0		
				(12) 4 per cent. B.I.T. Debentures (1962) of the face value of	2,000	2,040	0 0		
				(13) 4 per cent. B.I.T. Debentures (1967)	6,500	6,862	8 0		
				(14) 4 per cent. B.I.T. Debentures (1965)	1,500	1,530	0 0		
				(15) 4 per cent. B.M. Debentures (1968)	500	510	0 0		
				(16) 3 per cent. B.M. Debentures	3,800	37,998	11 0		
				(17) 3½ per cent. B.M. Debentures of the face value of	2,200	2,200	0 0		
				(18) 3 per cent. G.P. Note (Conv. Loan) 1946	1,89,800	1,88,081	9 0		
				(19) 3½ per cent. B.M. Debentures of (1950)	10,500	10,425	0 0		
				(20) 3½ per cent. Bombay State Dev. Loan (1962)	40,000	39,975	0 0		
				(21) 3½ per cent. Treasury Savings Certificates	15,000	15,000	0 0		
				(22) 3½ per cent. Bombay Municipal Loan 1965	43,000	39,506	4 0		
				(23) 3½ per cent. Bombay Municipal Loan (1977)	18,000	15,682	8 0		
				(24) 3½ per cent. Bombay Municipal Loan (1979)	10,500	9,148	2 0		
				(25) 4 per cent. B.M. Corporation Debentures (1963)	20,000	19,850	0 0		
				(26) 4 per cent. Bombay Municipal Debentures (1963)	8,700	8,700	0 0		
					4,61,700	4,51,656	6 0	4,51,656	6 0
				Advance interest paid for the purchase of securities to be adjusted				155	4 1
Total		4,93,488	9 8	Total				4,93,488	9 8

Bai Yamunabai L. Nair Charitable Hospital & T. N. M. College

Changes and Leave arrangements of the Staff

Dr. T. H. Rindani, M.D., Professor of Physiology, who was permitted to avail himself of the fellowship awarded by the Montreal University, Canada, from 5th December 1952, resumed duty from 14th October 1953.

Dr. A.C.D. Monteiro, B.S.C., M.B.B.S., Assistant Professor of Physiology, G. S. Medical College who was appointed as Assistant Professor of Physiology to look after the duties of Dr. T. H. Rindani, reverted to his original post at G. S. Medical College from 14th October 1953, on resumption of Dr. Rindani.

Dr. E. J. DeSouza, M.S., has been confirmed as Assistant Professor of Anatomy.

Dr. K. Ramani, M.D., Assistant Professor of Pathology and Bacteriology has been awarded a Dominion Travelling Fellowship by the Nuffield Foundation, London for a period of one year and he has been allowed to proceed on leave from 1st February 1954 to avail himself of the fellowship.

Dr. I. K. Ramchandani, B.Sc., M.D., has been appointed as Assistant Professor of Physiology from 30th November 1953 on probation for one year.

Dr. M. K. Patel, D.D.S., F.I.C.D., D.M.D., Honorary Dental Surgeon and Lecturer in Dentistry retired from service from 26th November 1953, due to superannuation and Dr. M. S. N. Ginwala, D.D.S., M.S., L.D. Sc. F.I.C.D. was appointed as Honorary Dental Surgeon and Lecturer in Dentistry on probation for one year from 27th November 1953, in place of Dr. M. K. Patel.

Dr. K. S. Masalawala, M.S., F.R.C.S., Honorary Assistant Orthopaedic Surgeon and Assistant Lecturer, in Orthopaedic Surgery resigned his post and was relieved from 1st September 1953 and Dr. K. A. Dalal, M.B.B.S., F.R.C.S., Honorary Assistant Surgeon (O.P.D.) was promoted as Ag. Honorary Assistant Orthopaedic Surgeon and Assistant Lecturer in Orthopaedic Surgery in his place.

Dr. M. L. Vaze, M.S., F.R.C.S. was appointed as Ag. Honorary Assistant Surgeon (O.P.D.) in the vacancy caused by promotion of Dr. K. A. Dalal.

Dr. N. J. Kothari who was appointed as Honorary Lecturer in Psychiatry from 1st of April 1952 till the end of the year on temporary basis has been continued for a further period of one year from 1st May 1953.

Dr. N. C. Amin, M.D., B.C.H., has been appointed as Honorary Assistant Physician (O.P.D.) from 21st December 1953.

Names of the Consultants

Dr. P. F. Soonawala, M.D., continued to hold the post of Honorary Consulting Physician till the end of the year.

Dr. K. A. J. Lalkaka, M.B.B.S., continued to hold the post of Honorary Consulting Psychiatrist till the end of the year.

Dr. H. V. Tilak, B.Sc., M.B.B.S., F.R.C.S., F.C.P.S., continued to hold the post of Honorary Consulting Obstetrician and Gynaecologist till the end of the year.

Advisory Medical Board

2. During the year under report, the Advisory Medical Board held 7 meetings.

Bai Yamunabai L. Nair Charitable Hospital

3. The number of beds in the Hospital was 330 during the year. They were fully occupied during the year. Distribution of beds, year under report. They were distributed as under:

Department	Men	Women	Children	Total
Medical	60	24	...	84
Surgical	62	18	...	80
Ophthalmic	10	6	2	18
Gynaecological	...	20	...	20
Skin and Venereal Diseases	6	2	2	10
Aural	9	5	2	16
Orthopaedic	11	7	2	20
Paediatric	25	25
Maternity	...	40	...	40
T. B.	7	7
Dental	2	2	...	4
Others	4	2	...	6
Total	171	126	33	330

The total number of patients admitted during the year 1953 was 12,113 against 9,803 and 11,450 during the years 1951 and 1952 respectively.

4. The statistical tables attached to this report record in detail the number, attendance, etc., in all the departments of the Hospital and the number and nature of operations performed during the period under report. So far as the In-patient work was concerned, there were often extra patients over the scheduled number in the Hospital, the maximum number of in-patients on a single day being 363.

Number of patients treated in 1953 and total expenditure during the year 1953-54.

Particulars.	Figures for the year 1953.	Figures for the year 1952.
A.—In-patients.		
(1) Scheduled strength of Beds	330	330
(2) Daily average number of In-patients	322.27	295.52
(3) Total number of new In-patients treated	12,113	11,450
(4) Average number of days each patient was resident	9.7	9.25
B.—Out-patients.		
(1) Total number of New Out-patients	88,004	78,875
(2) Daily average number of New out-patients	283.88	254.43
(3) Total number of Out-patients' attendance (excluding Casualty cases)	2,43,429	2,15,219
(4) Daily average number of Out-patients attendance	814.87	719.36
(5) Total number of Casualty patients	9,180	7,785
C.—Operations.		
(1) Total number of operations on in-patients	4,501	4,494
(2) Total number of operations on out-patients	4,235	4,665

5. Out of the total number of 12,400 in-patients, (12,113 admitted during the year under report and 287 previous year's balance) 4,963 were cured, 3,954 were relieved, 2,425 either left the hospital against medical advice or were otherwise discharged and 721 died, leaving a balance of 337 patients at the end of the year. Out of 721 deaths 137 died within the first 24 hours of admission, 254 died after 24 hour but within 3 days of admission and the remaining 330 died 3 days after admission into the Hospital.

6. The highest number of out-patients' attendance on any one day during the year 1953, was 1,250, the highest number of new admissions in the out-door department on a single day was 451, likewise the highest number on a single day of old cases treated was 828, and that of in-patients admitted 54.

7. The total expenditure incurred on the maintenance of the Hospital during the year including liabilities outstanding at the end of the year amounted to Rs. 12,29,375-8-6 inclusive of Dearness Allowance of Rs. 1,86,442-0-0. This expenditure included the cost of maintenance and treatment of in-patients, the cost of the out-patient department the Resident Medical Nursing and Labour Staff as well as that of the staff for administration and maintenance and repairs of buildings etc.

8. The following table illustrates the relative cost per in-patient and out-patient per day during the year 1953-54, 1952-53 and 1951-52 respectively.

Particulars.	1953-54.	1952-53.	1951-52.
(a) Average cost per in-patient per day	8 6 4	8 2 10	8 3 6
(b) Average cost per out-patient per day	4 9	1 0 10	0 15 4

9. The details of the cost per in-patient for 1953-54, 1952-53, and 1951-52 are shown in the following table :—

Year.	Diets.	Drugs Dressings etc.	Stores and Linen.	Heating, Lighting and Repairs.	Establishment	Total.
1953-54	Rs. a. p. 1 2 7	Rs. a. p. 1 4 10	Rs. a. p. 0 5 2	Rs. a. p. 0 2 5	Rs. a. p. 5 7 4	Rs. a. p. 8 6 4
1952-53	Rs. a. p. 1 3 10	Rs. a. p. 1 3 8	Rs. a. p. 0 5 2	Rs. a. p. 0 3 0	Rs. a. p. 5 3 2	Rs. a. p. 8 2 10
1951-52	Rs. a. p. 1 3 4	Rs. a. p. 1 2 3	Rs. a. p. 0 4 7	Rs. a. p. 0 2 2	Rs. a. p. 5 7 2	Rs. a. p. 8 3 6

10. The following table gives the average cost of every new out-patient completely treated during the year in comparison with that of the previous two years.

Year.	Drugs Dressings etc.	Stores and Linen.	Heating, Lighting and Repairs.	Establishment	Total.
1953-54	Rs. a. p. 0 4 5	Rs. a. p. 0 0 1	Rs. a. p. 0 0 6	Rs. a. p. 0 15 9	Rs. a. p. 1 4 9
1952-53	Rs. a. p. 0 4 7	Rs. a. p. 0 0 1	Rs. a. p. 0 0 6	Rs. a. p. 0 11 8	Rs. a. p. 1 0 10
1951-52	Rs. a. p. 0 3 9	Rs. a. p. 0 0 1	Rs. a. p. 0 0 6	Rs. a. p. 0 11 0	Rs. a. p. 0 15 4

11. The following table shows the number of accident cases treated during the year in comparison with that of the previous year :—
 Accident cases during 1953.

Sex.	Treated in Casualty Department.		Admitted from Casualty		
	1953-54.	1952-53.	1953-54.	1952-53.	
Male	6,845	6,002	413	450	
Female	983	879	128	104	
Children	Male	940	616	98	82
	Female	412	288	62	34
Total	9,180	7,785	701	670	

12. 5,124 Certificates were issued during the year under report as shown below

Certificates under Workmen's Compensation Act : A Form	71
Certificates under Workmen's Compensation Act : B Form	617
Certificates of Medical Opinion	532
Certificates of Injuries issued to Police	1,100
Certificates of Injuries to Municipal Employees	118
Certificates of Injuries to Parties	48
Insurance Certificates	13
Ordinary Certificates	2,625

13. 136 Poisoning cases were treated in the hospital during the year under report

14. *Nursing Staff*.—The arrangements of sending two nurses for two months in the Arthur Road Hospital for training in infectious diseases continued during the year.

15. During the year 76 student Nurses were undergoing training in the Hospital. 21 Nurses passed the Junior Examination, and 12 nurses passed the Senior Examination of the Bombay Nursing Council. The rest would be due for the examination in the year 1954-55.

The cost of the Nursing Establishment worked out to Rs. 148 per mensem against Rs. 148 in the preceding year. It included not only the salary, uniform and dhobi allowances, honorarium paid to the medical staff for giving instruction in the nursing school but also their mess charges, cost of electric energy consumed and repairs to their quarters and the house-hold linen and crockery.

16. Midwifery training is being given at this hospital and 6 student nurses were undergoing training during the year under report.

17. The Nurses' Welfare Fund has been started from 1st August 1953. It is utilised for the welfare of the Nursing Staff of the B. Y. L. Nair Charitable Hospital.

18. The Co-operative Credit Society of the Staff of the B. Y. L. Nair Charitable Hospital and T. N. M. Co-operative Credit College was amalgamated with the Bombay Municipal Co-operative Bank Ltd. with effect from 14th October 1953.

19. During the year under report, blood transfusions were provided for 369 cases out of which 227 cases were given the blood of paid donors to whom payment was made from the Poor Patients' Fund.

20. Donations to the extent of Rs. 4,027-0-0 were received during the year 1953-54 and Rs. 12,762-13-6 were collected from the boxes kept in the wards and out-door departments.

21. The major part of the equipment required for the Blood Bank has been received and the Blood Bank would start working shortly.

Donors of Articles

22. List of Donors :—

Messrs. M. G. Shah	Rs. 100
Messr. Bright Brothers	101
The Secretary and Treasurer, Bombay Lodge No. 648	
Shri R. N. Desai	50
The Manager, Lloyds Bank Ltd.	100
The Vyavahar Shudhi Mandal	2,970

Besides, donations in kind were received from patients' relatives and other citizens to the extent of Rs. 1,593-8-0 during the year under report.

TOPIWALA NATIONAL MEDICAL COLLEGE

23. The University of Bombay continued the affiliation of this College for teaching of the courses of study leading upto M.B., B.S. degree examination for a further period of three years from June 1952 subject to the fulfilment of certain conditions.

Admissions

24. During the year under report 60 (50 the normal number of seats allowed and 10 extra seats sanctioned by the University) fresh admissions were made which included 13 lady students. In addition to this, 21 students were admitted to the M.B., B.S. Condensed Course.

Students

25. The number of under-graduate students on the College roll at the close of the year was 384 which included 65 lady students and that of post-graduates students was 53 including 7 lady students as shown below :—

Class.	Male Students.	Lady Students.	Total.
1st M.B., B.S. 1st Year	47	13	60
1st M.B., B.S. 2nd Year	54	6	60
2nd M.B., B.S. 3rd Year	49	9	58
2nd M.B., B.S. 4th Year	51	10	61
3rd M.B., B.S. 5th Year	54	16	70
3rd M.B., B.S. Condensed	1	...	1
2nd M.B., B.S. Condensed	1	...	1
5th Year L.C.P.S.	1	...	1
3rd Year M.C.P.S.
4th Year M.C.P.S.	1	...	1
5th Year M.C.P.S.	7	...	7
Casuals	53	11	64
Total	319	65	384
Post-graduate students	43	7	50
Grand Total	362	72	434

26. The authorities of the Cama and Alless Hospital gave facilities to the lady students of this College for attending the labour cases in their Hospitals. The Municipal General Hospital at Sion has been recognised by the University of Bombay for teaching under graduates of this College.

Results of the Examinations

27. The results of the various examinations for which the students were sent up by this College were as under :—

Examinations	Candidates sent up	Candidates passed
1st M.B., B.S. April 1953	74	41
October 1953	35	17
2nd M.B., B.S. April 1953	43	34
October 1953	41	37
3rd M.B., B.S. April 1953	56	18
October 1953	49	25
Final L.C.P.S. April 1953	2	1
October 1953	2	...
1st M.C.P.S. April 1953	1	...
October 1953	1	...
2nd M.C.P.S. April 1953	4	1
October 1953	6	5
3rd M.C.P.S. April 1953	1	...
October 1953	3	1
Total	318	180

Smt. R. N. Udipi stood first at Final M.B., B.S. Examination in the University among the Lady-students.

Annual Cost and Revenue

28. The total expenditure of the College amounted to Rs. 3,77,654 during the year under report as against Rs. 3,71,525 during the previous year. The net revenue of the College by way of tuition fees, miscellaneous receipts, etc., amounted to Rs. 1,32,383 as against Rs. 1,23,604 during the preceding year.

A sum of Rs. 2,18,378 was received from the Government as grant-in-aid for the year 1951-52.

The Government of Bombay under their Local Self Government and Public Health Department Resolution No. 2298/33, dated the 22nd July 1953 have passed the following orders :—

"Government has paid grant-in-aid to the Topiwala National Medical College, Bombay, for the five years from 1946-47 to 1950-51 on the basis sanctioned in Government Resolution, Health and Local Government Department No. 2298/33, dated the 10th July 1948.

2. With the expiry of the five year period, Government has decided that the grant to the College should be reduced progressively by 1/5 per annum so that after the next five years no grant would be paid to the college. Accordingly the grant payable to the College for 1951-52 will be equal to 4/5th of the expenditure approved by Government minus the income from the endowments and half the fees received.

The matter has been considered by the Corporation who have requested the Mayor *vide* Corporation Resolution No. 66, dated the 15th April 1954 to make a suitable representation to the State Government for the continuance of their grant-in-aid to the Topiwala National Medical College permanently on the basis of Government Resolution, Health and Local Self Government Department No. 2298/33-H, dated the 10th July 1948.

Library

29. New books and periodicals on different medical subjects were added to the Library. The total number of books added to the Library was 495 against 279 in the preceeding year. Out of these, 181 were presented to the Library as shown below —

United States Information Services	148
Dr. S. G. Vengsarkar (Dean)	18
Ministry of Information, Government of India	2
Chinchona Institute (London and Holland)	2
Unitarian Service Commission Incorporated N.Y.	2
Dr. U. K. Sheth	1
Dr. K. M. Shah	1
Edinburgh University	1
Lilli Research Laboratories	1
Director General of Health Services	1
Indian Council of Medical Research	1
Medical Council of India	1
Chinese Embassy	1
World Health Organization	1
Total	181

Periodicals.

30. The College subscribed to 67 periodicals during the year under report as against 57 in the preceding year.

13 more periodicals were donated to the Library as under —

(1) British Information Services	2
(2) Dr B. G. Wad	2
(3) The British Council Agra	1
(4) Dr. S. G. Vengsarkar (Dean)	1
(5) Dr. V. G. Daftary	1
(6) The Indian Medical Association	1
(7) Indian Practitioner	1
(8) Indian Medical Forum	1
(9) Mayo Clinic Foundation	1
(10) W.H.O.	1
(11) Rockefeller Foundation	1
Total	13

Issues

31. The number of books and periodicals issued on the premises to the undergraduates and post-graduate students and the teaching staff of the Hospital and the College was 13,835 as against 13,326 in the previous year.

2,168 books and periodicals were issued on loan outside the Library to the Medical Officers of the Bai Yamunabai L. Nair Charitable Hospital and the teaching staff of the Topiwala National Medical College as against 1,608 in the preceeding year.

Separate departmental libraries were formed for the use of the staff concerned for the following departments :—

- (1) Anatomy,
- (2) Physiology and Bio-Chemistry,
- (3) Pharmacology,
- (4) Pathology and Bacteriology,
- (5) Cardiology.

The College Library had at the end of the year 3,403 books as against 2,908 in the last year.

Museum

32. *Anatomy Museum.*—17 New wet and dry specimens were added to the Museum during the year and 20 specimens were altered. 11 specimens were decomposed and therefore they were replaced. The total number of specimens in the department is about 350. 4 dozen big size specimen jars were purchased during the year. Students from different schools from Bombay and Suburban districts and nurses from the Hospital were allowed to visit the museum during the year.

33. *Embryology Museum.*—28 wet specimens and 152 clay specimens were available in the Embryology museum during the year. Out of 152 clay specimens, 28 were newly added during the year.

34. *Pathology Museum.*—The total number of mounted specimens in the Museum was 478 and 108 new specimens were added during the year. Out of the old specimens, 43 have been discarded.

Research Work

35. The enquiry under the auspices of the Indian Council of Medical Research on reasons of late abortions was in progress under the guidance of Dr. H. V. Tilak which has been discontinued from 1st April 1954. The report is under preparation and will be published in a short time.

The following research works were being carried out in the Physiology Department :—

DR. RINDANI

- (1) Dr. Rindani was a joint author of the following papers read at the XIX International Physiological Congress held in September 1953 at Montreal :
 - "The Influence of Somatotrophic Hormone and Hydrocortisone Acetate on the Production of Hemolytic Antibodies in the Rat." XIX International Physiological Congress—Abstracts of communications, page No. 468.
- (2) He also participated in a special symposium on 'Mechanism of Inflammation' organised under the auspices of the XIX International Physiological Congress at Montreal—published in Revue Canadienne de Biologie, Vol. 12 No. 2 October 53 and also in monograph on Mechanism of Inflammation published by Acta inc. Montreal.
- (3) Paper entitled "Inflammation as influenced by a Topical reticulo-endothelial blockade" published jointly with Prof. H. Selye in Br. Journal Experimental Pathology, Vol. XXXIV No. 6—1953.
- (4) Paper entitled "Effect of steroid hormones on Inflammation" accepted for publication in Archives Internationales de Pharmacodynamie et de Therapic, Belgium.
- (5) Paper entitled "Role of Phagocytes in Inflammation" submitted to Indian Medical Gazette for publication.

DR. RANE

- (6) Pregnancy test using locally available male frogs (*Rana tigrinae*)—The paper was read before the meeting of the Society of teaching Pathologists of Bombay, Society of Obstetrics and Gynaecology of India, Bombay and the Topiwala National Medical College and B. Y. L. Nair Charitable Hospital Staff Society, Bombay.

The paper is also published in the Journal of Society of Obstetric and Gynaecology of India, Bombay in December, 1953 issue.

The following work is in progress in the Physiology department

- (1) Endocrine factors in Inflammation, by Dr. T. H. Rindani.
- (2) Study in the creatinine coefficient among Indian subjects by Shri S. N. Narayanrao.
- (3) Effect of Physical and Chemical factors on the digestibility of starch by Shri S. N. Narayanrao.
- (4) Determination of the Sex of Unborn child by injecting saliva of pregnant women in frogs investigating the cause responsible for the tests—Preliminary work is being carried out by Dr. V. A. Rane.

Artist Section

36. The diagrams, Lantern Slides, Photographs, etc. were prepared for the different sections of the college and hospital as shown below

Department	Diagrams	Lantern slides	Photographs
Hospital	Nil.	81	436
Pathology Department	Nil.	246	Nil.
Pharmacology Department	6	Nil.	Nil.
Physiology Department	Nil.	Nil.	58
Embryology Department	26	Nil.	Nil.
X-Ray Department	Nil.	97	Nil.
Nair Hospital Dental College	6	Nil.	16
Exhibition	2	22 Diplomas	Nil.
Psychiatry	6	Nil.	24
	Nil.	Nil.	11

Hostel

37. The total expenditure incurred for the hostel was Rs. 27,198 while the income derived by way of hostel fees was Rs. 6,727. A proposal for constructing a hostel for 120 students of this College has been sanctioned by the Corporation. Meanwhile a top floor of the B.E.S.T. Building at Club Road has been rented, where by the hostel accommodation has been increased from 57 to 77. There was no hostel accommodation for lady students. However, arrangements were made to accommodate some lady students in Grant Medical College.

Gymkhana

38. The Inaugural lecture of this year was delivered by Dr. Bannerji, Principal, Ismail Uusuf College, Jageshwari, to the Staff and students.

The Independence Day was celebrated when the Mayor, Dr. P. A. Dias, L.M. and S. hoisted the national flag and addressed the staff and students. This was followed by a variety entertainment.

Annual Social Gathering was celebrated on 23rd January 1954 when Sir Mangaldas Pakwasa was the Chief Guest.

39. The Annual Sports were held on 10th January 1954 on the Seth G. S. Medical College ground at Dadar where Shri S. H. Navatia of the Birla Concerns presided. The Municipal Commissioner Shri P. R. Nayak, M.A., I.C.S., attended the sports and took active part along with the President in one of the events at the request of the students.

HOSPITAL AND COLLEGE STAFF

Dean and Superintendent
 (1) Dr. S. G. Vengsarkar, M.D., F.C.P.S.

Resident Medical Officers
 (1) Dr. V. B. X. Almeida, M.B.S.
 (2) Dr. V. N. Panse, M.D.

Professor of Anatomy
 (1) Dr. V. G. Kale, M.S., F.C.P.S.

Assistant Professor of Anatomy
 (1) Dr. E. J. DeSouza, M.S.

Professor of Physiology
 (1) Dr. T. H. Rindani, M.D.

Assistant Professor of Physiology
 (1) Dr. I. K. Ramchandani, B.Sc., M.D.

Assistant Professor of Bio Chemistry and Bio Physics
 (1) Shri S. N. Narayanrao, M.Sc.

Professor of Pathology and Bacteriology
 (1) Dr. L. M. Monteiro, M.S.

Assistant Professor of Pathology and Bacteriology
 (1) Dr. K. Raman, M.D.

Assistant Professor of Pharmacology and Materia Medica
 (1) Dr. U. K. Sheth, B.Sc., M.D., F.C.P.S.

Honorary Physicians and Lecturers in Medicine
 (1) Dr. D. D. Bamji, M.D., F.C.P.S.
 (2) Dr. V. V. Shah, M.D., M.R.C.P., M.R.C.P.E.
 (3) Dr. Sureshchandra C. Sheth, M.D.

Honorary Assistant Physicians and Assistant Lecturers in Medicine
 (1) Dr. G. J. Kothari, M.D.
 (2) Dr. N. M. Shah, M.D., M.R.C.P.
 (3) Dr. F. P. Antia, B.Sc., M.D., M.R.C.P., M.S.
 (4) Dr. M. M. Desai, M.D., F.C.P.S., F.R.F.P.S., D.T.M. and H.

Honorary Surgeons and Lecturers in Surgery
 (1) Dr. R. T. Desai, M.B.S., D.L.O., F.R.C.S.
 (2) Dr. S. Patrao, B.Sc., M.D., M.S., F.C.P.S.
 (3) Dr. V. K. Desai, M.B.S., L.R.C.P., M.R.C.S., F.R.C.S.
 (4) Dr. A. B. C. Noronha, M.S.

Honorary Assistant Surgeons and Assistant Lecturers in Surgery
 (1) Dr. M. K. Vora, M.S.
 (2) Dr. K. N. Dastur, B.Sc., M.S., F.R.C.S.
 (3) Dr. V. G. Daftary, M.S.
 (4) Dr. J. S. Shah, M.S.

Honorary Pediatrician and Lecturer in Pediatrics
 (1) Dr. Shantilal C. Sheth, M.D., M.R.C.P., D.C.H., F.C.P.S.

Honorary Assistant Pediatrician and Assistant Lecturer in Pediatrics
 (1) Dr. N. S. Tibrewala, M.B.S., D.C.H., D.Ped.

Honorary Physician (Tuberculosis) and Lecturer in Tuberculosis
 (1) Dr. R. M. Patel, M.D., T.D.D.

Honorary Assistant Physician (Tuberculosis) and Assistant Lecturer in Tuberculosis
 (1) Dr. (Miss) S. G. Advani, M.B.S., D.T.D.

Honorary Orthopaedic Surgeon and Lecturer in Orthopaedic Surgery
 (1) Dr. M. V. Sant, M.S.

Honorary Assistant Orthopaedic Surgeon and Assistant Lecturer in Orthopaedic Surgery
 (1) Dr. K. A. Dalal, M.B.S., F.R.C.S.—appointed as Acting Honorary Assistant Orthopaedic Surgeon from 1st September 1953 vice Dr. K. S. Masalawala resigned.

Honorary Otorhinolaryngologist and Lecturer in Otorhinolaryngology
 (1) Dr. L. H. Hiranandani, M.B.S., D.L.O., F.R.C.S., F.C.P.S.

Honorary Assistant Otorhinolaryngologist and Assistant Lecturer in Otorhinolaryngology
 (1) Dr. O. Chandra, M.S., D.L.O.

Honorary Obstetricians and Gynaecologists and Lecturers in Obstetrics and Gynaecology.

- (1) Dr. J. N. Karande, M.D., F.C.P.S.
 (2) Dr. K. C. Shah, M.B.B.S., M.R.C.O.G., D.C.H., R.C.P. & S., L.M.

Honorary Assistant Obstetricians and Gynaecologists and Assistant Lecturers in Obstetrics and Gynaecology.

- (1) Dr. S. N. Garde, M.D., M.R.C.O.G.
 (2) N. V. Mody, M.D., M.R.C.O.G., F.R.C.S.

Honorary Ophthalmic Surgeon and Lecturer in Ophthalmology.

- (1) Dr. H. D. Patel, M.B.B.S., D.O., D.O.M.S.

Honorary Assistant Ophthalmic Surgeon and Assistant Lecturer in Ophthalmology.

- (1) Dr. A. M. Gokhale, M.B.B.S., D.O. D.O.M.S.

Refractionist.

- (1) Dr. R. Abreu, M.B.B.S., D.O., D.O.M.S.

Honorary Radiologist and Lecturer in Radiology.

- (1) Dr. G. H. Nerurkar, M.B.B.S., D.M.R.E.

Honorary Assistant Radiologist and Assistant Lecturer in Radiology.

- (1) Dr. C. T. Desai, M.B.B.S., D.T.M., D.M.R.E.

Honorary Anaesthetist and Lecturer in Anaesthesia.

- (1) Dr. J. H. Mehta, M.B.B.S., D.A.

Honorary Assistant Anaesthetist and Assistant Lecturer in Anaesthesia.

- (1) Dr. D. H. Mulla, M.B.B.S., D.A.

Honorary Dermatologist and Venereologist and Lecturer in Dermatology and Venereology.

- (1) Dr. H. A. Choksey, M.B.B.S., M.R.C.P., F.C.P.S.

Honorary Assistant Dermatologist and Venereologist and Assistant Lecturer in Dermatology and Venereology.

- (1) Dr. T. K. Mehta, M.B.B.S., D.V.D., F.C.P.S.

Honorary Lecturer in Hygiene.

- (1) Dr. V. T. Vagh, M.B.B.S., B.Hy., D.P.H., L.M., D.T.M. & H.

Honorary Lecturer in Medical Jurisprudence and Toxicology.

- (1) Dr. F. Noronha, M.B.B.S., D.P.H., L.R.C.P., M.R.C.S.

Honorary Lecturer in Psychiatry.

- (1) Dr. N. J. Kothari, M.D.

Honorary Dental Surgeon and Lecturer in Dentistry.

- (1) Dr. M. S. N. Ginwala, D.D.S., M.S., L.D.Sc., F.I.C.D.

Honorary Medical Officer (Ante Natal Department).

- (1) Dr. (Mrs.) S. Nanavati, M.D.

Honorary Assistant Medical Officer (Ante Natal Department).

- (1) Dr. E. J. Sequeira, M.D., F.C.P.S.

Honorary Assistant Physician (Out Patient Department).

- (1) Dr. N. C. Amin, M.D., D.C.H.

Honorary Assistant Surgeon (Out Patient Department).

- (1) Dr. M. L. Vaze, M.S., F.R.C.S.

Honorary Lecturer in Embryology.

- (1) Dr. S. R. Nair, B.Sc., M.B.B.S., F.C.P.S.

Summary of in-patients (new) according to caste and sex for the period from 1-1-1953 to 31-12-1953.

Caste.	Male.	Female.	Male Children.	Female Children.	Total.	Deaths.
Hindus	3,472	3,564	674	516	8,226	511
Muslims	1,047	737	224	155	2,162	129
Christians	524	798	124	132	1,578	72
Others	74	48	15	10	147	9
Total	5,117	5,147	1,036	813	12,113	721

Summary of out-patients (new) according to caste and sex the period from 1-1-1953 to 31-12-1953.

Caste.	Male.	Female.	Male Children.	Female Children.	Total.
Hindus	30,376	14,345	6,242	4,802	55,765
Muslims	10,322	5,544	3,108	2,447	21,421
Christians	4,110	3,218	1,171	1,070	9,569
Others	671	345	129	104	1,249
Total	45,479	23,452	10,650	8,423	88,004

Summary of out-patients (old) according to caste and sex for the period from 1-1-1953 to 31-12-1953.

Caste	Male	Female.	Male Children.	Female Children.	Total.
Hindus	50,081	35,302	11,220	8,635	1,05,238
Muslims	19,349	13,949	4,989	4,632	42,929
Christians	4,980	6,729	1,555	1,526	14,791
Others	506	720	155	266	1,647
Total	74,916	56,700	17,920	15,069	1,64,605

Summary of out-patients (New and old) according to caste and sex for the period from 1-1-1953 to 31-12-1953.

Caste.	Male.	Female.	Male Children.	Female Children.	Total.
Hindus	80,457	49,647	17,462	13,437	1,61,003
Muslims	29,671	19,493	8,097	7,089	64,350
Christians	9,090	9,947	2,727	2,596	24,360
Others	1,177	1,065	284	370	2,896
Total	1,20,395	80,152	28,570	23,492	2,52,609

Summary of in-patients classified according to Department and Sex for the period from 1-1-1953 to 31-12-1953.

Department	Sex	In the Hospital on Mid-night of 31-12-52.	Admitted during the year 1952.	Total.	Discharged during the year 1953.	Deaths.	In the Hospital on Mid-night on 31-12-53.
Medical	Male	59	2,087	2,146	1,872	206	68
	Female	23	787	810	682	94	34
Surgical	Male	44	1,641	1,685	1,542	73	70
	Female	17	430	447	401	29	17
Children	Male	6	144	150	135	13	2
	Female	4	93	97	89	6	2
Ophthalmic	Male	10	237	247	242	...	5
	Female	7	141	148	142	...	6
Children	Male	1	13	13	11	1	1
	Female	1	14	15	15
Gynaecological	Female	17	642	659	636	8	15
	Children...	...	3	3	3
Skin and V. D.	Male	6	136	142	138	...	4
	Female	1	29	30	29	...	1
Children	Male	...	20	20	18	...	2
	Female	...	7	7	6	1	...
Aural	Male	3	578	581	574	4	3
	Female	2	316	318	317	1	...
Children	Male	3	229	232	230	2	...
	Female	2	244	246	245	1	...
Orthopaedic	Male	12	226	238	223	6	9
	Female	3	85	88	79	1	8
Children	Male	1	54	55	53	...	2
	Female	1	34	35	34	...	1
Paediatric	Male	12	575	587	432	134	21
	Female	11	418	429	303	115	11
Maternity	Female	39	2,711	2,750	2,698	8	44
Tuberculosis	Male	...	197	197	172	18	7
	Female	...	3	3	3
Dental	Male	...	15	17	14	...	3
	Female	...	3	3	2	...	1
Children	Male	...	1	2	2
	Female
Total		287	12,113	12,400	11,342	721	337

Summary of out-patients classified according to department and sex for the period from 1-1-1953 to 31-12-1953.

Department	Sex	O.P.D. New cases.	O.P.D. Old cases.	Total attendance.	Casualty cases.
Medical	Male	17,357	30,015	47,372	879
	Female	8,951	18,935	27,886	25
Surgical	Male	8,791	25,064	33,855	5,575
	Female	2,223	7,059	9,282	919
Children	Male	1,113	2,849	3,962	890
	Female	681	1,711	2,392	391
Ophthalmic	Male	4,406	6,110	10,516	139
	Female	2,149	3,639	5,788	1
Children	Male	618	820	1,438	...
	Female	651	1,284	1,905	...
Gynaecological	Female	3,432	9,773	13,205	...
	Female	5	5	5	1
Skin and Venereal Diseases	Male	3,601	5,338	8,939	23
	Female	799	1,302	2,101	2
Children	Male	695	696	1,391	4
	Female	521	429	950	3
Aural	Male	3,575	4,779	8,354	10
	Female	1,997	3,748	5,745	...
Children	Male	1,142	1,735	2,877	5
	Female	1,138	2,194	3,332	2
Orthopaedic	Male	471	1,000	1,471	219
	Female	169	299	468	33
Children	Male	133	225	358	24
	Female	86	105	191	7
Paediatric	Male	6,009	11,595	17,604	17
	Female	4,929	9,346	14,275	8
Maternity	Female	2,646	11,712	14,358	3
	Male	433	2,610	3,043	...
T. B.	Male	103	233	336	...
	Female
Total		78,824	1,64,605	2,43,429	9,180

Statement of patients treated at the B. Y. L. Nair Charitable Hospital from 1-1-1953 to 31-12-1953. according to Disease

W.H.O. No.	Name of the Disease.	Re- mained on mid- night of 31-12-52.	Ad- mitted during 1953.	Total.	IN-PATIENTS.				Re- mained on mid- night of 31-12-53.	Out- patients.
					Cured.	Re- lieved.	Other- wise.	Died.		
I.—Infective and Parasitic Diseases.										
<i>Tuberculosis of respiratory system (001-008)</i>										
001	Respiratory tuberculosis with mention of occupational disease of lung	11
002	Pulmonary tuberculosis	...	301	301	6	148	113	27	7	1930
003	Pleural tuberculosis	...	27	27	3	14	10	6
004	Primary tuberculosis complex with symptoms	...	1	1
005	Tracheobronchial glandular tuberculosis with symptoms	...	1	1
006	Other respiratory tuberculosis	...	2	2
007	Tuberculosis, unspecified site	...	2	2
<i>Tuberculosis other forms (010-019)</i>										
010	Tuberculosis of meninges and central nervous system	8	120	128	2	12	33	71	10	830
011	Tuberculosis of intestines, peritoneum and mesenteric glands	...	90	90	12	40	29	9	...	188
012	Tuberculosis of bones and joints active or unspecified	5	73	78	3	24	43	...	7	259
013	Late effects of tuberculosis of bones and joints	8	8	8	...	3	5	7
014	Tuberculosis of skin and subcutaneous cellular tissue	3	3	3	2	...	1	6
015	Tuberculosis of lymphatic system	1	21	22	3	10	9	449
016	Tuberculosis of genito-urinary system	...	12	12	2	3	7
017
018	Tuberculosis of other organs	...	1	1	50
019	Disseminated tuberculosis	...	1	1	11
<i>Syphilis and its sequelae (020-029)</i>										
020	Congenital syphilis	...	5	5	...	2	3	17
021	Early syphilis	...	24	24	3	12	11	...	1	66
022	Aneurysm of aorta	4	18	22	1	4	11	4	2	44
023	Other cardiovascular syphilis	...	26	26	1	13	8	4	...	86
024	Tabes dorsalis	...	5	5	...	2	142
025	General Paralysis of insane	...	6	6	...	4	2	6
026	Other syphilis of central nervous system	...	6	6	...	2	3	16
027	Other forms of late syphilis	...	9	9	...	6	1	88
028	Latent syphilis	...	7	7	...	5	2	86
029	Syphilis unqualified	...	13	13	...	7	4	608
<i>Gonococcal infection and other venereal diseases (030-039)</i>										
030	Acute or unspecified Gonorrhoea	...	7	7	2	3	2	323
031	Chronic Gonococcal infection of genito-urinary system	...	5	5	1	4	36
032	Gonococcal infection of joint	...	2	2	...	2	16
033	Gonococcal infection of eye	12
034	Gonococcal infection of other sites	...	2	2	1	...	1	6
035	Late effects of gonococcal infection	6
036	Chancroid	...	1	1	1	318
037	Lymphogranuloma venereum	16
038	Granuloma inguinale, venereal	...	1	1	26
039	Other and unspecified venereal diseases	...	1	1	420
<i>Infectious diseases commonly arising in intestinal tract (040-049)</i>										
040	Typhoid fever	...	72	72	40	5	12	12	3	242
041	Paratyphoid fever	...	3	3	2	1	2
042	Other salmonella infections	...	1	1	1
043	1
044	Brucellosis (Undulant fever)	...	1	1	1
045	Bacillary Dysentery	...	165	165	61	48	26	27	3	63
046	Amoebiasis	2	57	59	16	24	11	8	...	635
047	Other Protozoal dysentery	...	7	7	3	1	2	1
048	Unspecified forms of dysentery	...	14	14	2	8	3	1	...	50
049	Food poisoning (infection and intoxication)	...	21	21	11	8	2	138
<i>Other Bacterial diseases (050-064)</i>										
050	Scarlet fever	1
051	Streptococcal sore throat	...	1	1
052
053	Septicaemia and Pyaemia	...	6	6	3	2	...	1
054
055	Diphtheria	...	6	6	3	3	...	20
056	Whooping cough	...	5	5	...	4	4	1	...	286
057	Meningococcal infections	...	5	5	3	2
058
059	Tularaemia	1
060	Leprosy	...	7	7	...	2	5	83
061	Tetanus	...	2	46	48	12	4	8	21	3
062	Anthrax	...	1	1	1
063	Gas gangrene
064	Other bacterial diseases	...	1	1	1	219

IN-PATIENTS.

W.H.O. No.	Name of the Disease.	Re-mained on 31-12-51.	Ad-mitted during 1952.	Total.	DISCHARGES.				Re-mained on mid-night of 31-12-52.	Out-	
					Cured.	Re-lieved.	Other-wise.	Died.			
<i>Spirochaetal diseases : except syphilis (070-074).</i>											
070	Vincent's infection	...	1	1	1	...	
071	Relapsing Fever	...	4	4	1	3	
074	Other spirochaetal and lepto-spirochaetal infections	...	1	1	1	401	
<i>Diseases attributable to Viruses (080-096).</i>											
080	Acute Poliomyelitis	...	3	1	4	4	...	47	
081	Late effects of acute Poliomyelitis	...	3	3	3	...	2	1	
082	Acute infectious encephalitis	...	1	2	2	1	1	...	
083	Late effects of acute infectious encephalitis	...	2	2	2	2	
084	Small-pox	...	6	6	6	1	...	5	...	93	
085	Measles	...	2	2	2	2	...	101	
087	Chickenpox	...	1	1	1	1	...	1	
088	Herpes Zoster	...	7	7	7	3	3	1	...	75	
089	Mumps	...	2	2	2	2	...	89	
092	Infectious hepatitis	...	2	79	81	16	35	2	6	283	
093	Glandular fever (infectious mononucleosis)	19	
094	Rabies	134	
095	Trachoma	...	2	1	3	1	2	611	
096	Other diseases attributable to viruses	...	4	4	4	1	2	...	1	89	
<i>Typhus and other rickettsial diseases (100-108).</i>											
107	Typhus unspecified	...	9	9	9	4	3	2	
<i>Malaria (110-117).</i>											
110	Vivax Malaria (benign tertian)	...	1	95	96	75	12	6	1	2	1334
112	Falciparum Malaria (malignant tertian)	29	29	12	12	5	
114	Mixed Malarial infections	4	4	3	1	
116	Other and unspecified forms of Malaria	2	2	2	
<i>Other infective and parasitic diseases. (120-138)</i>											
120	Leishmaniasis	4	4	1	2	1	
124	Other trematode infestation	3	3	2	1	
127	Filariasis	15	15	3	5	6	...	128	
129	Ankylostomiasis	18	18	...	15	3	...	56	
134	Other fungus infections	4	4	1	1	1	
135	Scabies	8	8	3	...	3	...	790	
136	Pediculosis	1	1	1	...	54	
138	Other infective and parasitic diseases	5	5	1	2	2	...	89	
II.—Neoplasms.											
<i>Malignant neoplasms of buccal cavity and Pharynx. (140-148)</i>											
140	Malignant Neoplasm of lip	1	1	1	
141	Do. of tongue	4	4	...	2	2	...	4	
142	Do. do. Salivary gland	1	1	...	1	
144	Do. do. Other parts of mouth and mouth unspecified	2	2	1	10	
145	Do. do. Oral mesopharynx	2	2	2	
147	Do. do. Hypopharynx	1	1	
148	Do. do. Pharynx unspecified	1	1	1	
<i>Malignant Neoplasm of digestive organs and peritoneum. (150-157)</i>											
150	Malignant Neoplasm of Oesophagus	2	2	...	2	1	
151	Do. do. Stomach	9	9	...	4	5	
153	Malignant neoplasm of large intestine except rectum	10	10	1	3	1	3	2	
154	Do. Rectum	4	4	3	1	
155	Do. Biliary passages and of liver (stated to be primary site)	1	1	1	
156	Do. Of Liver of (secondary and unspecified)	5	5	2	3	...	
157	Do. Neoplasm of pancreas	3	3	1	2	...	
<i>Malignant Neoplasm of respiratory system. (160-163)</i>											
160	Malignant Neoplasm of Nose, nasal cavities, middle ear and accessory sinuses	7	7	2	4	1	
161	Do. do. Larynx	27	27	2	9	10	5	1	50
162	Do. do. Trachea, and of bronchus and lung	2	2	4	...	3	1	...	
163	Do. do. Trachea and bronchus unspecified as to whether primary or secondary	16	16	...	3	6	7	...	

IN-PATIENTS.

W.H.O. No.	Name of the Disease.	Re- mained on 31-12-52.	Ad- mitted during 1953.	Total.	DISCHARGES.				Re- mained, on 31-12-53.	Out- patients.
					Cured.	Re- lieved.	Other- wise.	Died.		
Malignant Neoplasm of breast and genito-urinary system. (170-181)										
170	Malignant Neoplasm of Breast	1	7	7	1	2	4			0
177	Do. do. Prostate	1	2	2			2			0
179	Do. do. Other and unspecified- male genital organs	1	2	2	1	1				0
180	Do. do. Kidney		3	3			3			1
181	Do. do. Bladder and other urinary organs		6	6		2	2	2		2
Malignant Neoplasm of other and unspecified sites. (190-199)										
190	Malignant melanoma of skin		1	1						0
191	Other Malignant Neoplasm of skin		1	1						0
193	Malignant Neoplasms of brain & other parts of nervous system		1	1						0
194	Do. do. Thyroid gland		1	1		1				0
196	Do. do. bone (including jaw bone)		6	6			3	2		0
197	Do. do. Connective tissue		2	2						0
198	Secondary and unspecified malignant neoplasm of lymph nodes									0
199	Malignant neoplasm of other and unspecified sites		6	6			6			88
Neoplasms of Lymphatic and Haemato- poietic tissues.										
200	Lymphosarcoma and reticulosarcoma		1	8			1			5
203	Multiple myeloma (plasmocytoma)									38
204	Leukemia and aleukemia		2	2			2			1
205	Mycosis fungoides		1	1		1				0
Benign Neoplasms. (210-229)										
211	Do. Other parts of diges- tive system		3	3		2				0
212	Do. Respiratory system		3	3			3			0
213	Do. Breast		2	2			2			0
218	Benign neoplasm of male genital organs		27	27	4	13	10			28
220	Benign melanoma of skin		1	1						0
223	Benign neoplasm of brain and other part of nervous system		2	2			2			0
225	Benign neoplasm of bone and cartilage		1	1						0
226	Lipoma		7	7	3	2	2			67
227	Other benign neoplasm of muscular and connective tissue		2	2	1		1			0
228	Haemangioma and lymphangioma		6	6	2					0
229	Benign neoplasm of other and unspecified organs and tissues		2	2						269
Neoplasm of unspecified nature. (230-239)										
230	Neoplasm of unspecified nature of digestive organs									5
231	Do. respiratory organs									6
232	Do. Breast									16
236	Neoplasm of unspecified nature of other genito urinary organs		6	6		3	3			52
237	Neoplasm of unspecified nature of brain and other parts of nervous system		3	3		1		2		18
238	Do. skin and musculoskeletal system		3	3						8
239	Do. other and unspecified organs		1	1				1		89
III.—Allergic Endocrine System, Metabolic and Nutritional Diseases.										
Allergic Disorders. (240-245)										
241	Asthma		59	60	4	42	8	2	4	548
242	Angioneurotic oedema									28
243	Urticaria		6	6	3	2				172
244	Allergic Eczema		2	2		2				0
245	Other allergic disorders		14	14	4	7	3			248
Diseases of thyroid gland. (250-254)										
250	Simple goitre		14	14	4	3	7			20
251	Non-toxic nodular goitre		8	8	4	3				0
252	Thyrotoxicosis with or without goitre		7	7		4	3			0
253	Myxoedema and cretinism		4	4		2	1			1
260	Diabetes mellitus		25	25	1	11	9	4		53

IN-PATIENTS.

W.H.O. No.	Name of the Disease.	Re- mained on 31-12-52.	Ad- mitted during 1953.	Total.	DISCHARGES.				Re- mained on 31-12-53.	Out- patients.
					Cured.	Re- lieved.	Other- wise.	Died.		
<i>Diseases of other endocrine glands.</i> (270-277)										
270	Disorders of pancreatic internal secretion other than diabetes mellitus	...	1	1	1
272	Diseases of Pituitary gland	...	1	1
274	Diseases of adrenal glands	...	1	1	1
276	Testicular dysfunction	...	1	1	1
<i>Aoitaminoses and other deficiency diseases</i> (280-289).										
280	Beriberi	...	8	8	...	3	3	2
281	Pellagra	...	1	1	...	1	18
282	Scurvy	...	6	6	1	4	1	69
283	Active Rickets	...	11	12	3	4	3	1	1	628
284	Late effects of rickets	...	3	3	1	...	2
285	Osteomalacia	...	2	2	1	1
286	Other avitaminoses and nutritional deficiency states	...	3	78	16	16	24	24	1	283
289	Other metabolic diseases	...	24	24	19	2	3	88
IV.—Diseases of the Blood and Blood Forming Organs.										
<i>Diseases of Blood and Blood forming Organs.</i> (290-299)										
290	Pernicious and other hyperchromic anaemias	...	7	7	...	7	8
291	Iron deficiency anaemias (hypochromic anaemia)	...	8	164	14	76	57	16	9	1,371
292	Other anaemias of specified type	...	21	21	3	10	6	2	...	6
293	Anaemia of unspecified type	...	45	45	4	26	11	4	...	3
294
295	Haemophilia	...	1	1	1	7
296	Purpura and other haemorrhagic conditions	...	7	7	...	1	3	3	...	3
297	Agranulocytosis	...	2	2	2
298	Diseases of spleen	...	2	2	1	...	1
299	Other diseases of blood and blood forming organs	...	8	8	1	4	1	2	...	87
V.—Mental, Psychoneurotic and Personality Disorders.										
<i>Psychoses (300-309).</i>										
300	Schizophrenic disorders (dementiapræcox)	...	4	4	...	1	2	1
301	Manic depressive reaction
302	Involutional melancholia	...	1	1	...	1
<i>Psychoneurotic Disorders (310-318).</i>										
310	Anxiety reaction without mention of somatic symptoms	...	4	4	1	2	1
311	Hysterical reaction without mention of anxiety reaction	...	3	3	...	2	1	5
314	Neurotic depressive reaction	...	3	3	...	1	2
316	Psychoneurosis with somatic symptoms (somatization reaction affecting digestive system)	...	1	1	1
317	Psychoneurosis with somatic symptoms (somatization reaction affecting other systems)	...	1	1	1
318	Psychoneurotic disorders, other mixed and unspecified types	...	4	4	...	1
<i>Disorders of character, behaviour and intelligence (320-326).</i>										
322	Alcoholism
326	Other and unspecified character, behaviour and intelligence disorders	...	1	1	1	88
VI.—Diseases of the Nervous System and Sense Organs.										
<i>Vascular lesions affecting central nervous system (330-334).</i>										
330	Subarachnoid Haemorrhage	...	2	2	...	2
331	Cerebral Haemorrhage	...	44	44	2	24	15	3	...	114
332	Cerebral embolism and thrombosis	...	6	42	2	16	24	6
333	Spasm of cerebral arteries	...	2	2	...	2
334	Other and ill defined vascular lesions affecting central nervous system	...	2	5	...	3	4	104
<i>Inflammatory diseases of central nervous system (340-345).</i>										
340	Meningitis, except meningococcal and tuberculous	...	27	27	4	5	3	12	3	...
342	Intracranial and intraspinal abscesses	...	2	2	...	1	...	1

IN-PATIENTS.

W.H.O. No.	Name of the Disease.	Re- mained on 31-12-52.	Ad- mitted during 1953.	Total	DISCHARGES.				Re- mained on 31-12-53	Out- patients.	
					Cured.	Re- lieved.	Other- wise.	Died.			
343	Encephalitis, myelitis and encephalomyelitis (except acute infections)	35	35	5	6	1	17	6	160	
344	Late effects of intracranial abscess or pyogenic infection	14	3	2	
<i>Other diseases of central nervous system (350-357).</i>											
350	Paralysis agitans	7	7	1	4	...	2	...	3	
351	Cerebral spastic infantile paralysis	3	3	2	1	11	
352	Other cerebral paralysis	3	9	2	1	6	84	
353	Epilepsy	36	36	1	20	15	
354	Migraine	3	3	2	1	
355	Other diseases of brain	6	6	1	4	1	
356	Motor neurone disease and muscular atrophy	6	6	2	4	89	
357	Other diseases of spinal cord	17	17	6	10	
<i>Diseases of nerves and peripheral Ganglia (360-369).</i>											
360	Facial Paralysis	3	3	...	1	2	29	
361	Trigeminal Neuralgia	2	2	30	
362	Brachial Neuritis	3	3	...	1	1	81	
363	Polyneuritis and Polyradiculitis	6	6	...	4	2	2	
364	Sciatica	2	12	14	1	6	7	...	35	
366	Other and unspecified forms of Neuralgia and neuritis	6	6	...	5	88	
367	Other diseases of cranial nerves	
368	Other diseases of peripheral nerves except autonomic	2	2	
369	Diseases of Peripheral autonomic nervous system	3	3	...	2	94	
<i>Inflammatory Diseases of Eye (370-379).</i>											
370	Conjunctivitis and ophthalmia	7	7	2,468	
371	Blepharitis	3	3	...	3	292	
372	Hordeolum (Stye)	1	1	272	
373	Iritis	1	2	...	1	1	136	
374	Keratitis	1	1	123	
375	Choroiditis	125	
376	Other inflammation of Uveal Tract	32	32	29	3	147	
377	Inflammation of optic nerve and retina	1	1	117	
378	Inflammation of Lachrymal glands and ducts	24	24	24	242	
379	Other inflammatory diseases of Eye	2	3	...	2	489	
<i>Other diseases and condition of eye (380-389).</i>											
380	Refractive errors	1	1	1,183	
381	Corneal Ulcer	1	18	19	3	12	4	...	521	
382	Corneal opacity	8	8	...	1	4	3	...	201	
383	Pterygium	136	
384	Strabismus	3	3	...	1	2	163	
385	Cataract	14	246	260	5	23	13	...	627	
387	Glaucoma	49	50	...	47	...	2	...	269	
388	Other diseases of Eye	17	17	...	11	5	601	
389	Blindness	3	3	...	2	1	
<i>Diseases of Ear and Mastoid process (390-398).</i>											
390	Otitis externa	527	
391	Otitis media without mention of mastoiditis	2	2	...	2	693	
392	Otitis media with mastoiditis	28	28	10	12	6	631	
393	Mastoiditis without mention of otitis media	34	34	19	8	5	356	
394	Other inflammatory diseases of ear	215	
395	Meniere's disease	213	
396	Other diseases of ear and mastoid process	21	21	21	627	
398	Other deafness	2	2	...	1	1	
VII.—Diseases of the Circulatory System.											
<i>Rheumatic Fever (400-402).</i>											
400	Rheumatic fever without mention of heart involvement	12	12	2	7	3	
401	Rheumatic fever with heart involvement	9	9	2	8	
402	Chorea	3	3	1	2	2	
<i>Chronic Rheumatic heart diseases (410-416).</i>											
410	Diseases of mitral valve	2	79	81	2	49	16	12	2	125
411	Diseases of aortic valve specified as rheumatic	15	15	1	8	1	5	
412	Diseases of tricuspid valve	3	3	...	2	1	
413	Diseases of Pulmonary valve specified as rheumatic	3	3	...	2	1	
415	Other myocarditis specified as rheumatic	2	2	1	1	
416	Other heart diseases specified as rheumatic	2	2	1	1	
<i>Arteriosclerotic and Degenerative heart diseases (420-422).</i>											
420	Arteriosclerotic heart diseases, including coronary disease	1	65	66	2	37	8	17	2	54
422	Other myocardial degeneration	8	9	...	5	1	2	...	5	

IN-PATIENTS.

W.H.O. No.	Name of the Disease.	Re- mained on mid- night 31-12-52.	Ad- mitted during 1953.	Total.	DISCHARGES.				Re- mained on mid- night 31-12-53	Out- patients	
					Cured.	Re- lieved.	Other- wise.	Died.			
<i>Other diseases of heart (430-434).</i>											
431	Acute myocarditis not specified as Rheumatic	...	2	2	2	
432	Acute pericarditis specified as non Rheumatic	...	11	11	5	2	...	
433	Functional diseases of heart	...	4	4	...	2	...	1	
434	Other and unspecified diseases of heart	...	2	27	1	15	9	4	1	270	
<i>Hypertensive Diseases (440-447).</i>											
440	Essential benign hypertension with heart disease	...	44	48	...	24	17	4	3	40	
441	Essential malignant hypertension with heart disease	...	9	10	...	3	5	2	
443	Other and unspecified hypertensive heart disease	...	11	11	...	3	...	1	7	31	
444	Essential benign hypertension without mention of heart	...	8	8	...	4	4	7	
445	Essential malignant hypertension without mention of heart	...	6	6	...	3	1	2	
446	Hypertension with arteriolar nephrosclerosis without mention of heart	...	1	1	1	
447	Other hypertensive disease without mention of heart	...	1	2	...	2	2	
<i>Diseases of veins (450-456).</i>											
450	General arteriosclerosis	...	2	2	...	1	
451	Aortic aneurysm specified as non-syphilitic and dissecting aneurysm	...	4	4	...	2	2	
452	Other aneurysm, except of heart and aorta	...	4	4	...	3	1	2	
453	Peripheral vascular disease	...	9	9	...	4	3	2	
454	Arterial embolism and thrombosis	...	13	13	...	4	7	1	...	4	
455	Gangrene of unspecified cause	...	10	10	...	2	4	2	1	10	
456	Other diseases of arteries	...	4	4	...	1	...	1	1	45	
<i>Diseases of veins and other diseases of circulatory system (460-468).</i>											
460	Varicose veins of lower extremities	...	10	10	1	8	1	25	
461	Haemorrhoids	...	69	71	42	20	7	...	2	460	
462	Varicose veins of other specified sites	...	1	1	...	1	52	
463	Phlebitis and thrombophlebitis of lower extremities	...	3	3	1	2	
465	Pulmonary embolism and infarction	...	1	1	1	
466	Other venous embolism and thrombosis	1	
468	Certain diseases of lymphnodes and lymph-channels	...	15	15	3	6	5	1	...	75	
VII.—Diseases of the Respiratory System.											
<i>Acute Upper Respiratory Infections (470-475).</i>											
470	Acute nasopharyngitis (Common Cold)	...	4	4	4	241	
471	Acute sinusitis	...	8	8	3	4	1	488	
472	Acute pharyngitis	...	20	20	9	9	2	1,351	
473	Acute tonsillitis	...	6	925	823	74	26	2	...	213	
474	Acute laryngitis & tracheitis	...	6	6	2	3	1	284	
475	Acute upper respiratory infection of multiple and unspecified sites	...	1	134	135	75	26	29	5	6,945	
<i>Influenza (480-483).</i>											
480	Influenza with pneumonia	...	1	1	...	1	
481	Influenza with other respiratory manifestation and influenza unqualified	...	4	4	4	50	
<i>Pneumonia (490-493).</i>											
490	Lobar pneumonia	...	4	176	180	83	48	18	23	8	359
491	Broncho pneumonia	...	53	53	14	7	4	28	...	21	
492	Primary atypical pneumonia	...	8	8	1	2	...	5	...	5	
493	Pneumonia, other and unspecified	...	1	1	...	1	1	
<i>Bronchitis (500-502).</i>											
500	Acute Bronchitis	...	32	32	9	17	6	240	
501	Bronchitis unqualified	...	2	20	22	11	8	1	...	2	1,954
502	Chronic Bronchitis	...	20	20	3	13	3	1	...	5	
<i>Other diseases of Respiratory system (510-527).</i>											
510	Hypertrophy of tonsils and adenoids	...	1	1	...	1	2,216	
511	Peritonsillar abscess	...	4	4	3	...	1	261	
512	Chronic pharyngitis and nasopharyngitis	...	3	3	2	1	226	
513	Chronic sinusitis	...	51	51	13	29	8	1	...	614	
514	Deflected nasal septum	...	2	166	168	69	90	8	...	618	
515	Nasal polyp	...	6	6	3	2	1	225	
516	Chronic Laryngitis	...	1	1	1	
517	Other diseases of upper respiratory tract	...	12	12	3	5	3	...	1	80	
518	Empyema	...	8	8	3	...	3	1	1	...	
519	Pleurisy	...	4	60	64	11	36	13	1	3	438

IN-PATIENTS.

W.H.O. No.	Name of the Disease.	Re- mained on 31-12-52.	Ad- mitted during 1953.	Total.	DISCHARGES.				Re- mained on 31-12-53.	Out- patients
					Cured.	Re- lieved.	Other- wise.	Died.		
520	Spontaneous Pneumothorax	...	3	3	1	...	1	1	...	7
521	Abscess of lung	3	16	19	1	10	7	1	...	2
522	Pulmonary congestion and hypostasis	...	18	18	...	7	4	7	...	1
525	Other chronic interstitial pneumonia	...	1	1	...	1	58
526	Bronchiectasis	...	27	27	...	20	4	2	1	97
527	Other diseases of lung and pleural cavity	...	33	33	4	13	14	2
IX.—Diseases of the Digestive System.										
<i>Diseases of buccal cavity and oesophagus. (530-539).</i>										
530	Dental caries	2	1	1	...	84
531	Abscesses of supporting structures of teeth	...	4	4	50
532	Other inflammatory diseases of supporting structures of teeth	...	1	1	1
533	Disorders of acclusion, eruption and tooth development	2
534	Toothache from unspecified cause	2	7	9	3	2	4	1
535	Other diseases of teeth and supporting structure	...	3	3	1	2	93
536	Stomatitis	...	2	2	1	...	1	245
537	Diseases of salivary glands	...	3	3	3
538	Other diseases of buccal cavity	...	1	1	...	1
<i>Diseases of Stomach and Duodenum. (540-545).</i>										
540	Ulcer of stomach	...	73	72	3	35	32	2	...	5
541	Ulcer of duodenum	...	96	96	8	52	31	2	3	312
542	Gastrojejunal ulcer	...	8	8	5	2	22
543	Gastritis and duodenitis	...	34	35	10	16	8	1	...	597
544	Disorders of function of stomach	...	11	11	5	6	534
545	Other diseases of stomach and duodenum	...	18	18	10	4	3	92
<i>Appendicitis (550-553).</i>										
550	Acute appendicitis	2	95	97	45	38	7	4	3	95
551	Appendicitis unqualified	...	32	32	13	14	5	132
552	Other appendicitis	...	61	61	29	23	9
553	Other diseases of appendix	...	1	1
<i>Hernia of abdominal cavity (560-561).</i>										
560	Hernia of abdominal cavity, without mention of obstruction	5	201	206	140	46	11	9	1	281
561	Hernia of abdominal cavity with obstruction	...	33	33	19	9	2	2	1	33
<i>Other Diseases of Intestines and Peritoneum (570-578).</i>										
570	Intestinal obstruction without mention of hernia	...	21	21	5	7	3	5	1	112
571	Gastro-enteritis and colitis, except ulcerative age 4 weeks and over	4	160	164	60	38	24	39	3	2,754
572	Chronic enteritis and ulcerative colitis	...	74	74	23	12	18	21	...	58
573	Functional disorders of intestines	...	74	74	20	35	15	3	...	793
574	Anal fissure and fistula	...	16	53	59	33	8	14	4	351
575	Abscess of anal and rectal regions	...	14	14	10	1	1	2	...	53
576	Peritonitis	...	18	18	1	2	5	10	...	1
577	Peritoneal adhesion	...	4	4	2	1
578	Other diseases of intestines and peritoneum	13	24	37	10	9	6	2	10	903
<i>Diseases of Liver, Gallbladder and pancreas (580-587).</i>										
580	Acute and sub-acute yellow atrophy of liver	...	11	11	2	...	4	5
581	Cirrhosis of liver	2	53	55	2	20	9	18	6	76
582	Suppurative hepatitis and liver abscess	...	1	1
583	Other diseases of liver	...	1	1	...	1
584	Cholelithiasis	...	12	12	3	6	2	1
585	Cholecystitis without mention of calculi	...	17	17	3	6	2	1
586	Other diseases of gallbladder and biliary ducts.	...	7	7	1	2	3	1
587	Diseases of Pancreas	...	3	3	2	1
X.—Diseases of the Genito-Urinary System.										
<i>Nephritis and Nephrosic (590-594).</i>										
590	Acute Nephritis	2	17	19	6	7	6	13
591	Nephritis with oedema, including nephrosic	...	15	15	1	7	4	3
592	Chronic Nephritis	...	8	8	3	2	2
593	Nephritis not specified as acute or chronic	...	16	16	1	10	4	1	...	83
594	Other renal sclerosis	...	10	10	1	92
<i>Other diseases of Urinary system (600-609).</i>										
600	Infections of kidney	...	8	8	3	2	3	431
601	Hydronephrosis	...	6	6	1	2	1	2	...	23
602	Calculi of kidney and ureter	...	52	52	10	24	17	...	1	92
603	Other diseases of kidney and ureter	...	18	18	2	10	6	29
604	Calculi of other parts of urinary system	...	13	13	6	3

IN-PATIENTS.

W.H.O. No.	Name of the Disease.	Re- mained on 31-12-52.	Ad- mitted during 1953.	Total.	DISCHARGES.				Re- mained on 31-12-53	Out- patients.	
					Cured.	Re- lieved.	Other- wise.	Died.			
605	Cystitis	1	7	7	2	3	2	6	
606	Other diseases of Bladder	...	3	3	1	1	1	91	
607	Urethritis (Non-venereal)	...	5	5	...	3	2	53	
608	Structure Urethra	...	27	27	3	17	7	182	
609	Other diseases of urethra	...	11	12	2	5	5	87	
<i>Diseases of Male Genital Organs (610-617).</i>											
610	Hyperplasia of prostate	...	18	18	6	5	4	3	
611	Prostatitis	...	1	1	1	
612	Other diseases of Prostate	...	14	14	4	5	2	3	...	89	
613	Hydrocele	...	8	136	107	24	7	...	6	747	
614	Orchitis and epididymitis	...	9	9	3	5	1	138	
615	Redundant prepuce and phimosis	...	3	3	1	1	1	589	
616	Sterility (Male)	...	2	2	2	9	
617	Other diseases of male genital organs	...	3	16	13	22	4	...	1	265	
XII.—Diseases of the Skin and Cellular Tissue.											
<i>Infections of Skin and Subcutaneous tissue (690-698).</i>											
690	Boil and carbuncle	...	1	18	19	8	9	1	...	1302	
691	Cellulitis of finger and toe	2	2	2	108	
692	Other cellulitis and abscess without mention of lymphangitis	...	2	52	54	35	10	2	2	5	704
693	Other cellulitis and abscess with lymphangitis	33	33	16	6	7	1	1	271
694	Acute Lymphadenitis	5	5	1	3	1	...	157	
695	Impetigo	3	3	1	...	1	...	237	
696	Infectious warts	91	
697	Molluscum Contagiosum	86	
698	Other local infectious of skin and subcutaneous tissue	23	23	11	3	9	...	517	
<i>Other diseases skin and subcutaneous tissue (700-716).</i>											
700	Seborrhoeic Dermatitis	2	2	1	1	95	
701	Eczema	15	15	4	6	5	...	558	
702	Occupational dermatitis	92	
703	Other dermatitis	...	2	26	28	9	14	4	...	384	
704	Pemphigus	1	89	
705	Erythematous conditions	2	2	1	...	1	...	107	
706	Psoriasis and similar disorders	3	3	...	2	95	
707	Lichen planus	116	
708	Pruritus and related conditions	1	1	...	1	180	
709	Corns and Callosities	1	1	...	1	341	
710	Other hypertrophic and atrophic conditions of skin	3	3	2	...	1	...	214	
711	Other dermatoses	2	2	...	2	174	
712	Diseases of Nails	95	
713	Diseases of hair and hair follicles	4	4	1	3	92	
714	Diseases of sweat and sebaceous glands	3	3	1	1	1	...	507	
715	Chronic ulcer of skin	2	13	8	3	3	1	125	
716	Other diseases of skin	3	18	13	6	2	...	587	
XIII.—Diseases of the Bones and Organs of Movement.											
<i>Arthritis and Rheumatism, except Rheumatic fever (720-727).</i>											
720	Acute arthritis due to pyogenic organism	7	7	2	...	1	...	4	130
721	Acute nonpyogenic arthritis	6	6	3	...	3	
722	Rheumatoid Arthritis and allied conditions	13	13	...	11	2	
723	Osteo arthritis and allied conditions	34	35	2	18	15	...	292	
724	Other specified forms of arthritis	5	5	...	4	1	...	96	
725	Arthritis unspecified	12	12	1	6	5	...	156	
726	Muscular Rheumatism	6	6	1	3	1	...	639	
727	Rheumatism unspecified	5	5	1	1	3	...	90	
<i>Osteomyelitis and other diseases of Bone and Joint (730-738).</i>											
730	Osteomyelitis and periostitis	6	59	65	19	15	30	...	223
731	Osteitis deformans	2	2	
733	Other diseases of Bone	3	3	1	1	1	...	89	
734	Internal derangement knee joint	1	1	1	
735	Displacement of intervertebral disc.	2	5	7	1	2	...	1	
736	Affection of sacro-iliac joint	1	1	1	
737	Ankylosis of joint	2	2	1	1	
738	Other diseases of joint	20	20	7	6	7	...	88	
<i>Other diseases of Musculo skeletal system (740-749).</i>											
740	Bunion	2	2	...	1	1	
741	Synovitis, bursitis, and tenosynovitis without mention of occupational origin	7	7	...	2	5	...	59	
742	Synovitis, bursitis and tenosynovites of occupational origin	2	2	1	...	1	...	48	

IN-PATIENTS.

W.H.O. No.	Name of the Disease.	Re- mained on 31-12-51.	Ad- mitted during 1952.	Total.	DISCHARGES.				Re- mained.	Out- patients.	
					Cured.	Re- lieved.	Other- wise.	Died.			
743	Infective myositis and other inflammatory diseases of tendon and fascia	...	3	3	...	3	4	
744	Other diseases of muscle, tendon and fascia...	...	5	5	2	1	2	804	
747	Hallux valgus and varus	...	1	1	1	
749	Other deformities	...	13	13	...	7	5	...	1	98	
XIV.—Congenital Malformation.											
<i>Congenital Malformations (750-759).</i>											
751	Spina bifida and meningocele	...	1	1	1	
752	Congenital Hydrocephalus	...	2	2	1	1	
754	Congenital malformations of circulatory system	...	9	9	1	5	2	...	1	...	
755	Cleft palate and harelip	...	6	6	3	2	1	...	1	...	
756	Congenital malformation of digestive system	...	3	3	3	
759	Other and unspecified congenital malformations not elsewhere classified	...	7	7	1	2	3	...	1	...	
XV.—Certain diseases of early Infancy.											
<i>Birth Injuries, Asphyxia and Infections of new Born (760-769).</i>											
767	Umbilical sepsis	16	
<i>Other diseases Peculiar to early Infancy (772-776).</i>											
772	Nutritional maladjustment	...	2	2	...	2	
773	Ill defined diseases peculiar to early infancy	...	1	1	1	
775	Immaturity subsidiary to some other cause	...	1	1	1	
758	Immaturity unqualified	...	5	5	...	1	4	
XVI.—Symptoms Senility and Ill-Defined Conditions.											
<i>Symptoms Referable to system or organs (780-789).</i>											
780	Certain symptoms referable to nervous system and special senses	...	23	23	6	9	8	85	
781	Other symptoms referable to nervous system and special senses	...	14	14	11	2	1	100	
782	Symptoms referable to cardiovascular and lymphatic system	...	2	2	...	1	1	95	
783	Symptoms referable to respiratory system	...	15	15	5	5	5	160	
784	Symptoms referable to upper Gastro-intestinal tract	...	3	13	16	1	4	8	1	2	154
785	Symptoms referable to abdomen and lower gastro-intestinal system	...	2	32	34	3	8	20	2	1	305
786	System referable to genito-urinary system	...	22	22	3	7	12	203	
787	Symptoms referable to limbs and back	...	5	5	...	3	2	91	
788	Other general symptoms	...	2	20	22	7	4	3	3	8	782
789	Abnormal urinary constituents of unspecified cause	...	22	22	3	8	11	88	
<i>Senility and Ill defined diseases (790-795).</i>											
790	Nervousness and debility	...	4	4	1	2	1	320	
791	Head-ache	...	7	7	...	6	1	342	
792	Uraemia unqualified	...	8	8	2	6	332	
793	Observation, without need for further medical case	...	99	99	42	20	35	1	1	314	
794	Senility without mention of Psychoses	...	1	1	8	
795	Ill-defined and unknown causes of morbidity and mortality	...	17	174	181	79	36	55	10	1,314	
XVII Alternative Classification of Accidents, Poisonings and Violence (Nature of Injury).											
<i>Fracture of skull, spine and trunk (N 800-N808)</i>											
N 800	Fracture of vault of skull	...	7	7	1	3	3	
N 801	Fracture of base of skull	...	3	3	
N 802	Fracture of face bones	...	7	7	2	2	2	
N 805	Fracture and fracture dislocation of vertebral column without mention of spinal cord lesion	...	16	16	2	2	12	
N 806	Fracture and fracture dislocation of vertebral column with spinal cord lesion	...	1	1	
N 807	Fracture of rib(s) and sternum	...	12	12	2	6	2	1	1	18	
N 808	Fracture of pelvis	...	3	3	...	3	
<i>Fracture of upper limb (N810-819).</i>											
N 810	Fracture of clavicle	...	2	2	...	1	1	23	
N 811	Fracture of acapula	...	1	1	...	1	
N 812	Fracture of humerus	...	2	28	30	4	8	17	...	19	
N 813	Fracture of radius and ulna	...	1	40	41	2	16	22	1	241	
N 815	Fracture of metacarpal bone(s)	...	3	3	...	1	1	8	
N 816	Fracture of one or more phalanges of hand	...	4	10	14	2	5	7	...	6	
N 817	Multiple fractures of hand bones	...	1	1	1	19	
N 818	Other multiple and ill-defined fractures of upper limb	...	1	1	1	

W.H.O. No.	Name of the Disease.	Re- mained on 31-12-52.	Ad- mitted during 1953.	Total.	DISCHARGES.				Re- mained on 31.12.53.	Out- patients.
					Cured.	Re- lieved.	Other- wise.	Died.		
<i>Fracture of lower limb (N820-829)</i>										
N 820	Fracture of neck of femur	3	36	39	3	15	16	1	4	46
N 821	Fracture of other and unspecified parts of femur	1	21	22	3	4	12	3	...	43
N 822	Fracture of patella	...	7	7	4	3	28
N 823	Fracture of tibia and fibula	2	42	44	1	22	21	199
N 824	Fracture of ankle	...	2	2	1	1	9
N 825	Fracture of one or more tarsal and metatarsal bones	...	8	8	1	2	5	4
N 826	Fracture of one or more phalanges of foot	...	6	6	1	4	1	...
N 828	Multiple fractures involving both lower limbs lower with upper limb, and lower limb with rib(s) and sternum	...	4	4	...	1	...	3
N 829	Fracture of unspecified bones	2	2	4	1	...	2	...	1	93
<i>Dislocation without fracture (N830-839)</i>										
N 831	Dislocation of shoulder	...	5	5	...	4	1	38
N 832	Dislocation of elbow	...	4	4	...	4	6
N 834	Dislocation of finger	...	1	1	...	1	1
N 835	Dislocation of hip	...	5	5	1	2	2
N 836	Dislocation of knee	11
N 837	Dislocation of ankle	...	1	1	...	1	15
N 838	Dislocation of foot	...	1	1	1
N 839	Other, multiple and ill defined dislocations	...	8	8	...	4	4	2
<i>Sprains and strains of joints and adjacent muscles (N 840-848.)</i>										
N 840	Sprains and strains of shoulder and upper arm	15
N 841	Sprains and strains of elbow and forearm	20
N 842	Sprains and strains of wrist and hand	...	2	2	...	2	35
N 843	Sprains and strains of hip and thigh	30
N 844	Sprains and strains of knee and leg	...	6	6	2	1	3	32
N 845	Sprains and strains of ankle and foot	...	2	2	...	2	21
N 846	Sprains and strains of sacroiliac region	...	1	1	1
N 847	Sprains and strains of other and unspecified parts of back	...	4	4	2	...	2	...
N 848	Other and ill-defined sprains and strains...	...	3	3	1	1	1	331
<i>Head Injury (excluding skull fracture) (N 850-N856)</i>										
N 850	Open wound of scalp	...	133	133	71	28	22	3	9	42
N 851	Contusion and haematoma of scalp	...	36	36	18	6	12	74
N 852	Concussion	...	19	19	12	1	6	6
N 853	Cerebral laceration and contusion	...	5	5	...	2	1	2	...	200
N 854	Subarachnoid subdural and extra dural haemorrhage following injury (without mention of cerebral laceration or contusion ...)	...	5	5	1	1	2	1
N 856	Head injury of other and unspecified nature	3	5	8	2	...	6	206
<i>Internal injury of chest, abdomen and pelvis (N860-869)</i>										
N 860	Traumatic Pneumothorax and haemothorax	...	4	4	1	3
N 861	Injury to heart and lung	...	2	2	1	1
N 862	Injury to other and unspecified intra thoracic organs	2	1
N 863	Injury to Gastro-intestinal tract	...	2	2	1	1
N 864	Injury to liver	...	3	3	...	1	1	1
N 865	Injury to spleen	...	2	2	2
N 867	Injury to pelvic organs	...	1	1
N 868	Injury to other and unspecified intra-abdominal organs	...	5	5	4	1
N 869	Internal injury unspecified or involving intra thoracic with intra-abdominal organs	...	1	1	1
<i>Laceration and open wound of face, neck and trunk (N870-N879)</i>										
N 870	Open wound of eye and orbit	...	1	1	1	9
N 871	Enucleation of eye	...	1	1	...	1
N 872	Open wound of ear	...	1	1	1
N 873	Other and unspecified laceration of face	...	6	6	...	4	24
N 875	Open wound of chest	...	5	5	4	...	1
N 876	Open wound of back	...	6	6	4	1	1
N 878	Open wound of genital organs including traumatic amputation	...	2	2	...	2
N 879	Multiple and unspecified open wounds of face, neck and trunk	...	11	11	4	2	5	90
<i>Laceration and open wound of upper limb (N880-N888)</i>										
N 880	Open wound of shoulder and upper arm	...	2	2	1	...	1
N 881	Open wound of elbow and forearm and wrist not involving tendons	...	2	2	1	...	1
N 882	Open wound of wrist involving tendons	...	3	3	1	...	2
N 883	Open wound of hand, except finger(s)	...	2	2	...	2	89
N 884	Open wound of finger(s)	...	6	6	3	2	1	173
N 885	Multiple and unspecified open wounds of one upper limb	96
N 886	Traumatic amputation of thumb(s)	...	1	1	...	1	87
N 887	Traumatic amputation of other finger(s)	...	2	2	1	1
N 888	Traumatic amputation of arm and hand	...	4	4	2	...	2

IN-PATIENTS.

W.H.O. No.	Name of the Disease.	Re-mained on 31-12-52.	Ad-mitted during 1953.	Total	DISCHARGES.				Re-mained on 31-12-53.	Duti- patients.
					Cancelled.	Re-lieved.	Other-wise.	Died.		
<i>Laceration and open wound of lower limb (N896-N898).</i>										
N890	Open wound of hip and thigh	...	3	3	2	...	1	10
N891	Open wound of knee, leg (except thigh), and ankle not involving tendons	...	5	5	2	...	2	7
N892	Open wound of ankle involving tendons	...	2	2	...	1	6
N893	Open wound of foot, except toe(s)	...	8	8	5	...	3	47
N894	Open wound of toe(s)	...	1	1	1	35
N895	Multiple and unspecified open wounds of one lower limb	...	1	1	1	42
N896	Traumatic amputation of toe(s)	...	3	3	1	...	2
N898	Traumatic amputation of leg	...	5	5	1	3
<i>Laceration and open wounds of multiple location (N900-N908).</i>										
N900	Multiple open wounds of both upper limbs	2
N901	Multiple open wounds of both lower limbs	...	2	2	1	...	1	2
N902	Multiple open wounds of both upper and lower limb(s)	13
N903	Multiple open wounds of both hands	...	1	1	3
N904	Multiple open wounds of both head and limb	4
N905	Multiple open wounds of both head and trunk	4
N906	Multiple open wounds of both trunk and limb	...	1	1	1	15
N907	Multiple open wounds of face and other sites	...	1	1	1	7
N908	Multiple open wounds of unspecified location	...	1	1	22
<i>Superficial injury (N910-N918).</i>										
N910	Superficial injury of face and neck	...	1	1	6
N911	Superficial injury of trunk	...	3	3	1	...	2	5
N912	Superficial injury of shoulder and upper arm	...	2	2	1	1	23
N913	Superficial injury of elbow forearm and wrist	26
N915	Superficial injury of finger(s)	...	2	2	1	...	1
N916	Superficial injury of hip, thigh, leg and ankle	...	3	3	2	...	1	3
N917	Superficial injury of foot and toe(s)
N918	Superficial injury of other, multiple and unspecified sites	...	6	6	2	2	2	902
<i>Contusion and crushing with intact, skin surface (N920-N929).</i>										
N920	Contusion of face and neck, except eye(s)	...	3	3	1	1	1	84
N921	Contusion of eye and orbit	...	3	3	...	1	2	3
N922	Contusion of trunk	...	7	7	5	...	2	40
N923	Contusion of shoulder and upper arm	...	5	5	2	3	5
N924	Contusion of elbow forearm and wrist	9
N926	Contusion of finger(s)	203
N927	Contusion of hip, thigh, leg and ankle	...	2	2	...	2	16
N928	Contusion of foot and toe(s)	...	1	2	1	2	286
N929	Contusion of other multiple and unspecified sites	...	2	5	3	1	1	651
<i>Effects of foreign body entering through orifice (N930-N936).</i>										
N930	Foreign body in eye and adnexa	...	1	1	...	1	252
N931	Foreign body in ear	...	1	1	1	65
N932	Foreign body in nose	...	1	2	1	33
N933	Foreign body in pharynx and larynx	2
N935	Foreign body in digestive tract	...	11	11	4	1	6
N936	Foreign body in genito-urinary tract	...	1	5	1	3
<i>Burns (N 940-N949)</i>										
N942	Burn confined to trunk	...	2	2	1	...	1
N943	Burn confined to upper limb(s) except wrist and hand	2
N944	Burn confined to wrists(s) and hand(s)	...	3	3	1	1	1
N945	Burn confined to lower limb(s)	...	8	8	5	1	2
N946	Burn involving face, head and neck with trunk limbs	...	5	5	2	3
N947	Burn involving trunk with limb(s)	...	15	15	5	6	1	3
N948	Burn involving face, head and neck with trunk and limb(s)	...	18	18	10	2	2	4
N949	Burn involving other and unspecified parts	...	1	11	12	1	2	6	3	235
<i>Injury to nervous and spinal cord without bone Injury (N 953-N956)</i>										
N953	Injury to nerve(s) in forearm	...	1	1	1
N956	Injury to nerve(s) in lower leg	...	1	1	1	3

W.H.O. No.	Name of the Disease	Re-mained on 31-12-52.	Ad-mitted during 1953.	Total	DISCHARGES.				Re-mained on 31-12-53.	Out-patients.
					Cured.	Re-lieved.	Other-wise.	Died.		
<i>Effects of poisoning (N 960-N979)</i>										
N 960	Poisoning by noxious foodstuffs	...	13	13	8	4	1
N 961	Poisoning by alcohol	...	28	28	17	6	5	837
N 962	Poisoning by petroleum products	...	8	8	3	4	1
N 963	Poisoning by industrial solvents	...	1	1	1
N 964	Poisoning by corrosive aromatics, acids and caustic alkalis	...	4	4	2	1	1
N 966	Poisoning by lead and its compounds	...	1	1	...	1
N 967	Poisoning by arsenic and antimony and their compounds	...	2	2	1	1
N 970	Poisoning by morphine and other opium derivatives	...	4	4	2	...	2
N 971	Poisoning by barbituric acid and derivatives	...	5	5	2	...	2	2
N 972	Poisoning by aspirin and salicylates	...	2	2	...	2
N 974	Poisoning by other analgesic and sporic drugs	...	4	4	...	2	2
N 975	Poisoning by sulphonamides	...	1	1
N 977	Poisoning by Belladonna, hyoscine, and atropine	...	14	14	8	4	1
N 978	Poisoning by venom	...	1	1	1
N 979	Poisoning by other and unspecified substances	...	27	27	16	6	4
<i>Other and unspecified injuries and reactions (N 990-N.999)</i>										
N 990	Drowning and non fatal submersion	...	5	5	2	...	1	2
N 992	Electrocution and non fatal effects of electric currents	...	2	2	1	...	1
N 995	Certain early complication of trauma	...	1	1
N 996	Injury of other and unspecified nature	...	28	28	2	22	4	420
N 997	Reactions and complications due to nontherapeutic medical and surgical procedures	...	1	1
N 999	Adverse reaction to other therapeutic procedure	...	1	1
Grand Total		...	220	8,838	9,108	3,036	3,103	1,990	701	80,128

Lowest record was for ...

Statement of cases treated in the Gynecological and Obstetric Dept. of B. Y. L. Nair Charitable Hospital, during the year ending 31st December 1953.

W.H.O. No.	Name of the Disease.	Re- mained on mid- night of 31-12-52.	Ad- mitted during 1953.	Total.	DISCHARGES.				Re- mained on mid- night of 31-12-53.	Out- patients.
					Cured.	Re- lieved.	Other- wise.	Died.		
Malignant Neoplasm of Breast and Genito-urinary organs. (171-176)										
171	Malignant Neoplasm of cervix uteri	...	10	10	...	2	4	3	1	2
172	Malignant Neoplasm of corpus uteri	1
173	Malignant Neoplasm of other parts of uterus including Chorionepitheloma	...	2	2	...	1	1
175	Malignant Neoplasm of Ovary Fallopian tube and broad ligament	...	3	3	3
Disease of Breast Ovary Fallopian Tube and Parametrium. (620-626)										
620	Chronic cystic disease of breast	2	141
621	Other disease of Breast	137
622	Acute salpingitis and oophoritis	...	10	10	2	4	4	137
623	Chronic salpingitis and oophoritis	...	23	25	3	8	14	158
624	Salpingitis and oophoritis unqualified	...	7	7	1	5	1	147
625	Other diseases of ovary and fallopian tube	1	1	137
626	Diseases of Parametrium and Pelvic Peritonium (Female)	...	8	8	3	1	4	167
Diseases of Uterus and Other Female Genital organs. (630-637)										
630	Infective disease of uterus, vagina and vulva.	...	13	13	6	4	2	181
631	Uterovaginal Protopse	...	50	51	9	21	18	1	2	339
632	Malposition of uterus	...	2	37	39	9	20	8	2	249
633	Other diseases of uterus	10	1	4	5	143
634	Disorders of menstruation	...	4	146	150	27	82	40	...	521
635	Menopausal symptoms	...	1	1	155
636	Sterility (female)	...	2	137	139	11	92	36	...	545
637	Other diseases of female genital organs	...	1	27	28	2	13	9	4	779
XI.—Deliveries and complication of Pregnancy, Child birth and the Puerperium (640-649)										
640	Pyelitis and Pyelonephritis of Pregnancy	...	1	1	...	1	8
642	Toxaemias of Pregnancy	...	47	47	21	11	13	2
643	Placenta-praevia	...	10	10	1	3	5	1
644	Other Haemorrhage of pregnancy	...	5	5	...	3	2
645	Ectopic Pregnancy	...	6	6	5
646	Anaemia of Pregnancy	...	37	37	7	15	13	1	1	...
647	Pregnancy with malposition of foetus in uterus	...	16	16	6	3	5
648	Other complications arising from pregnancy.	...	2	201	203	24	143	36	...	607
649	Pregnancy associated with other conditions...	...	3	259	262	42	162	47	2	328
Abortions. (550-652)										
650	Abortion without mention of sepsis or toxemia	...	391	462	206	129	63	24
651	Abortion with sepsis
Delivery without complications (660)										
660	Delivery without complications	...	39	1,460	1,499	1,364	51	55	29	2,870
Delivery with specified complications. (670-678)										
670	Delivery complicated by placenta Praevia or antepartum haemorrhage	...	5	5	2	2	...	1
671	Delivery complicated by retained placenta	...	6	6	1	2	3
672	Delivery complicated by other postpartum haemorrhage	...	14	14	9	2	3
673	Delivery complicated by abnormality of bony pelvis	...	15	15	8	4	3
674	Delivery complicated by disproportion or malposition of foetus	...	28	28	18	6	4
675	Delivery complicated by prolonged labour of other origin	...	5	5	2	1	2
676	Delivery with laceration of perinium without mention of other laceration	...	156	156	109	29	18
677	Delivery with other laceration	...	10	10	7	2	1
678	Delivery with other complication of child birth	...	10	10	6	1	1	1	1	...
Complications of the Puerperium (680-689)										
681	Sepsis of child birth and the puerperium	...	15	15	4	2	3	...
683	Pyrexia of unknown origin during the puerperium	...	11	11	3	2	4	2	...	101
686	Other forms of puerperal toxemia	...	1	1	...	1
688	Other and unspecified complications of the puerperium	...	12	12	3	6	2	1
689	Mastitis and other disorders of lactation	...	2	2	...	2
Total		...	67	3,225	3,292	1,927	851	435	20	7,876

Statement showing classification according to principal sites of lesion of in-patients, suffering from Tuberculosis treated in the B. Y. L. Nair Charitable Hospital during the year 1953.

	Respiratory system.	Brain and spinal cord.	Intestines Peritoneum.	Genito-urinary system.	Bones and Joints.				Glands.	Generalised.	Others.	Total.
					Spine.	Hip.	Knec.	Other.				
Discharges	305	49	81	12	30	14	3	33	21	1	6	555
Deaths	27	71	9	108
Total	332	120	90	12	31	14	3	33	21	1	6	663

Statement showing patients suffering from Malignant Neoplasms classified according to the type of growth, sex and age, Discharges and deaths treated at B. Y. L. Nair Charitable Hospital during the year 1953.

Type of Growth.	Sex.	Age								Discharges.	Deaths.	Total.		
		0-14 years.	15-24 years.	25-34 years.	35-44 years.	45-54 years.	55-64 years.	65-74 years.	75-84 years.				85 years and above	
Carcinoma	Male	6	2	13	24	19	8	1	...	55	18	73
	Female	3	7	18	11	3	1	32	11	43
Sarcoma	Male	3	...	5	2	1	9	2	11
	Female	1	1	1	3	...	3
Rodent Ulcer	Male	1	1	1	1	2
	Female
Unclassified	Male	2	6	7	5	20	...	20
	Female	1	1	2	...	2
Total	Male	3	8	13	22	29	20	10	1	85	21	106
	Female	...	4	8	19	12	4	1	37	11	48
Grand Total		3	12	21	41	41	24	11	122	32	154

Statement showing patients suffering from Malignant Neoplasms treated in the B. Y. L. Nair Charitable Hospital during the year 1953, classified according to Sex, site of growth and results.

Site of growth.	Sex.	RESULT.					
		Discharged.		Died.			
		Males	Female	Male	Female	Male	Female
Buccal cavity and pharynx	...	7	1	7	1
Digestine organs and Peritoneum	...	24	11	16	8	8	3
Respiratory System	...	36	8	30	4	6	4
Breast and genito-urinary system	...	10	21	8	19	2	2
Unclassified	...	29	7	24	6	5	1
Discharged	85	37
Dea.h	21	11
Total	...	106	48	122		32	
Grand Total	...	154		154			

Statement showing the fracture cases treated at the B. Y. L. Nair Charitable Hospital, during the year 1953.

Nature of Fracture.	Simple.	Compound.	Patho-logical.	Total.	Operative Reduction.	COMPLICATIONS WITH.				RESULTS.				Total.
						Joints.	Nerves.	Vesal.	Others.	Cured.	Relieved.	Otherwise.	Expired.	
Skull	10	10	2	...	3	5	10
Face Bones	7	7	2	2	2	1	7
Spine	17	17	3	2	12	...	17
Ribs & Sternum	12	12	2	6	3	1	12
Pelvis	3	3	3	...	3
Illdefined fractures of trunk and clavicle	2	2	1	1	...	2
Scapula	1	1	1	1
Humerus	26	2	...	28	5	4	8	16	...	28
Radius and Ulna	36	4	...	40	40	2	15	22	1	40
Carpal Metacarpal and Phalanges	8	6	...	14	4	6	4	...	14
Ill defined fractures of upper limb	1	1	1	1
Femur	53	4	...	57	19	5	19	29	1	40
Patella	7	7	6	4	...	3	...	7
Tibia and Fibula	30	12	...	42	11	1	22	19	...	42
Ankle	2	2	1	1	2
Tarsal meta'arsal and Phalanges	11	3	...	14	2	6	6	...	14
Ill defined fractures of lower limb	2	2	...	4	1	...	3	4
Unspecified bones	7	7	1	5	1	...	7
Grand Total	235	33	...	268	81	34	95	124	15	268

Statement of poisoning cases treated at B.Y.L. Nair Charitable Hospital during the year 1953.

Nature of Poisoning	IN-PATIENTS						O. P. D.
	Total	Cure	Relieved	Otherwise	Died	Removed	
Noxious food stuffs	13	8	4	1
Alcohol	28	17	6	5	837
Petroleum products	8	3	4	1
Industrial Solvents	1	1
Corrosive aromatics acids and caustic alkalis	4	2	2
Mercury and its compounds	2	1	1
Lead and its compound	1	...	1
Barbituric acid and its derivatives	5	2	2	...	1
Morphine and other opium derivatives	4	2	1	...	1	...	2
Aspirin and salicylates bromides	2	2
Other analgesic and specific drugs	4	...	2	2
Sulphonamides	1	1
Belladonna hyoscine and atropine	14	8	4	1	1
Venom	1	1
Other and unspecified substances	48	27	14	6	1
Total	136	72	41	19	4	...	843

Statement showing cases of tuberculosis of the respiratory system treated in the B.Y.L. Nair Charitable Hospital in the year 1953 as compared to the previous last 4 years.

YEAR.	PULMONARY T. B.					OTHER FORMS RESPIRATORY T.B.					TOTAL.				
	Male	Fe- male	Mch.	Fch.	Total	Male	Fe- male	Mch.	Fch.	Total	Male	Fe- male	Mch.	Fch.	Total
1949	90	22	4	4	120	13	11	1	...	25	103	33	5	4	145
1950	158	5	163	17	17	173	5	178
1951	204	204	21	21	225	225
1952	373	373	19	19	392	392
1953	298	3	301	31	31	329	3	332

IN-PATIENTS.

Name of the Operation,	Re- maining.	No. OF OPERATIONS.				RESULTS.				OUT- PATIENTS. Re- mained.	
		princi- pal.	Se- condary.	Total.	No. of Opera- tion.	Cured.	Relieved.	Dis- charged.	Died.		
II. Operatipns on the Skin and Subcutaneous Areolar Tissues—											
<i>Incision—</i>											
Carbuncle Back	5	...	5	5	5	...	3
Whitlow finger	...	4	170
Paronychiq Finger	27
<i>Excision—</i>											
Scraping Sinus leg	5	...	5	5	5
Warts anus	7	...	7	7	7	15
Keloid Chest	5	...	5	5	...	5
Nails fingers	3	...	3	3	3	75
Corns foot	5	...	5	5	5	56
Guinea Worm Leg	2	...	2	2	2
<i>Repair—</i>											
<i>Skin Grafting—</i>											
Face	10	...	10	10	2	2	5	1	...
Cheek	3	...	3	3	2	2	1
Chest	11	...	11	11	2	6	3
Back	7	...	7	7	2	2	3
Foot	8	...	8	8	2	3	3
Thigh	8	...	8	8	2	3	3
Leg	6	...	6	6	2	1	3
Cutting skin pedicle chest	3	...	3	3	3
Suture arulsed skin leg	3	...	3	3	3
Repair contracture arm	1	...	1	1	...	1
Dressing burnsunspecified	6	...	6	6	6
Operations on the breast—											
<i>Incision—</i>											
Breast abscess	1	...	1	1	1
<i>Excision—</i>											
Gynacomastia	9	...	9	9	...	9	4
Fibro-adenoma	5	...	5	5	...	5
Radical Mastectomy	3	...	3	3	...	3
Biopsy Breast	1	...	1	1	1
Operations on the Bones—											
<i>Incision—</i>											
Sequestrectomy	1
Osteotomy	4	...	4	4	4
<i>Excision—</i>											
Rib Resection	2	...	2	2	2
Scrapping Osteomyelitis...
Mandible	3	...	3	3	1	1	1
Clavicle	3	...	3	3	1	1	1
Humerus	4	...	5	9	3	6
Femur	4	...	7	11	2	9	1
Tibia	3	...	3	3	1	1	1
Biopsy bone	2	...	2	2	2
<i>Manipulation—</i>											
Plastering Vertebra	31	...	31	31	2	...	2
.. Radius	14
.. Femur	6	...	6	6	6
.. Hip	7	...	7	7	7
.. Leg	2	...	2	2	2
Ankle	2	...	2	2	2	...	3
Removal wire Fracture
Mandible	1	...	1	1	1	...	6
Replastering	2	...	2	2	2
<i>Introduction—</i>											
Wiring Fracture Mandible	2	...	2	2	2
<i>Repair—</i>											
Albeis bone fraft	3	...	3	3	3
Operations on Bursae—											
<i>Excision—</i>											
Bursae	3	...	3	3	...	3	4

STATISTICS OF IN-PATIENTS.

Name of the Operation	Re- sults	NO. OF OPERATIONS.			No. of Opera- tion.	RESULTS.			OUT- PATIENTS Re- mained.
		main- ing.	princi- pal.	Se- condary.		Total.	Cured.	Relieved.	
Operations on Muscles and Tendons—									
<i>Incision—</i>									
Tenosynovitis	1	1	1	1	...
<i>Excision</i>									
Ganglion	1	1	1	15
Biopsy muscle	12	12	12	...
Modified Kondilon's Operation	7	7	7	...
Operations on the Extremities—									
<i>Disarticulation—</i>									
Hand	1	1	1	...
Knee	3	3	3	...
Ankle and foot	27	27	23	4
Toe	6
Phalanges of Great toe	5	5	5	...
Phalanges of 2nd toe	5	5	5	...
Phalanges of 5th toe	5	5	5	...
Operations on the Nose and Ear									
<i>Repair—</i>									
Rhinoplasty	7	7	6	...
Repair Ear Lobule	39
Operations on the Accessory sinuses—									
<i>Excision—</i>									
Resection Maxilla	4	4	4	...
Operations on the Trachea and Bronchi—									
<i>Incision—</i>									
Tracheotomy	2	2	2	...
<i>Excision—</i>									
Excision bronchogenic carcinoma	1	1	1	...
<i>Endoscopy—</i>									
Bronchoscopy	30	30	30	...
Operations on the Lung and Pleura									
<i>Incision—</i>									
Thoracotomy	3	3	3	...
Thoracotomy and Suturing of Lung	1	1	1	...
Thoracoplasty	3	3	3	...
Drainage Empyema	8	8	8	...
<i>Excision—</i>									
Pneumonectomy	1	1	1	...
Lobectomy	2	2	2	...
Decortication Lung	1	1	1	...
Segmental Resection Lung	1	1	1	...
Biopsy Lung	1	1	1	...
<i>Other—</i>									
Removal Extrapleural pack	1	1	1	...
Strapping Chest	42
Operations on the Heart and Pericardium—									
<i>Destruction—</i>									
Mitral Commissurectomy..	2	2	2	...
Operations on the Arteries and Veins									
<i>Incision—</i>									
Exposure femoral artery.	1	1	1	...

Name of the Operation.	Re- maining.	NO. OF OPERATIONS.			No. of Opera- tion.	RESULTS.				Re- mained.	OUT- PATIENTS.
		Princi- pal.	Se- condary.	Total.		Cured.	Relieved.	Dis- charged.	Died.		
Introduction—											
Cellophane wrapping	1	...	1	1	1
Repair											
Blalock's Operation	1	...	1	1	1
Suture—											
Ligature of Radial artery...	...	1	...	1	1	1
Ligature of Gastric splenic and hepatic arteries	4	...	4	4	4
Ligature of Vein	1	...	1	1	1
Trendelenberg's operation	3	...	3	3	1	...	2
Gold stones operation	4	...	4	4	4
Operation on Spleen											
Excision—											
Splenectomy	3	...	3	3	3
Operations on the Intestines											
Excet Rectum											
Excision—											
Resection Anastomosis	6	6	6	6	...	5	...	1
Hemicolectomy	11	...	11	11	...	10	...	1
Excision Carcinoma of pelvic colon	1	...	1	1	1
Repair—											
Ileo-Colostomy	16	...	16	6	3	2	1
Colostomy	9	...	9	9	...	7	1	1
Caecostomy	1	...	1	1	...	1
Suture—											
Suture duodenal perfora- tion	16	...	16	16	6	7	3
Suture Typhoid perfora- tion	1	...	1	1	1
Operations on the Meckel's Diverticulum and the Mes- entry											
Excision—											
Meckel's diverticulectomy.	...	4	...	4	4	...	4
Operations on the Appendix											
Excision—											
Appendicectomy ...	3	148	148	151	85	46	15	2	2	3	...
Operations on the Rectum											
Incision											
Ischio-rectal abscess	3	...	3	3	...	2	1	...
Excision—											
Excision Carcinoma rectum	1	...	1	1	1
Biopsy Rectum	4	...	4	4	4
Endoscopy—											
Sigmoidoscopy	7	...	7	7	...	7
Rectosigmoidoscopy	1	...	1	1	1
Repair—											
Rectopexy	2	...	2	2	2
Manipulation											
Reduction Prolapse rectum.	...	2	...	2	2	2
Operations on the joints											
Incision—											
Aspiration Haemarthrosis.	...	4	...	4	4	...	4
Manipulation—											
Mobilization of joint under anaesthesia	6	...	6	6	6	1

Name of the Operation.	IN-PATIENTS					RESULTS.				OUT-PATIENTS	
	Re- maining.	NO. OF OPERATIONS.			No. of Operation.	Cured.	Relieved.	Dis- charged.	Died.		Re- mained.
		Princi- pal.	Se- condary.	Total.							
Repair--											
Arthrodesis	...	2	...	2	2	2	
Reduction Dislocation	1	...	1	1	
Operations on the Structures overlying the meninges, brain and spinal Cord											
Incision--											
Craniotomy	...	1	...	1	1	1	
Excision--											
Excision spinal tumour	...	2	...	2	2	2	
Laminectomy	...	2	10	...	10	10	
Repair--											
Elevation depressed fracture skull	...	1	...	1	1	1	
Operations on the meninges and Meningeal vessels											
Introduction--											
Pneumoencephalography.	...	1	...	1	1	1	
Operation on the Brain											
Incision--											
Exploration brain tumour	...	2	...	2	2	2	...	2	
Introduction--											
Ventriculography	...	5	...	5	5	5	
Operations on the peripheral nerves, cerebral nerves and ganglia											
Incision--											
Vagotomy	...	3	...	3	3	2	
Stellate ganglionectomy	...	2	...	2	2	2	
Trigeminal ganglionectomy	...	1	...	1	1	1	
Exploration medial nerve	...	1	...	1	1	1	
Excision--											
Phrenic nerve avulsion	...	3	...	3	3	3	
Operations on the Vegetative Nervous system											
Incision--											
Cervical sympathectomy	...	1	...	1	1	1	
Dorsal sympathectomy	...	1	...	1	1	1	
Lumbar sympathectomy	...	7	...	7	7	7	
Thoracic sympathectomy.	...	1	...	1	1	1	
Thoraco-Lumbar sym- patectomy	...	2	...	2	2	1	
Dorso-Lumbar sym- patectomy	...	1	...	1	1	1	
Operations on Lymph Nodes											
Incision--											
Inguinal bubo	
Excision--											
Lymphnodes--											
Cervical	...	13	...	13	13	2	8	3	
Axillary	...	2	...	2	2	...	2	
Inguinal	...	2	...	2	2	...	2	
Biopsy: Cervical	...	5	...	5	5	5	...	6	
Enguinal	...	1	...	1	1	1	
Operations on the Lips											
Excision--											
Excision growth lip	...	1	...	1	1	...	1	
Repair--											
Plastic repair hare lip	...	9	...	9	9	3	6	

OPERATIONS IN-PATIENTS.

Name of the Operation.	NO. OF OPERATIONS.					RESULTS.				OUT-PATIENT
	Re- maining.	princi- pal.	Se- condary.	Total.	No. of Opera- tion.	Cured.	Relieved.	Dis- charged.	Died.	
Operations on the Tongue—										
<i>Incision—</i>										
Relieving Tongue Tie	1
<i>Excision—</i>										
Excision growth of tongue.	7	7	...	7	7	...	6	
Biopsy of tongue	...	3	...	3	3	...	3	
<i>Repair—</i>										
Frenoplasty	...	3	...	3	3	3	...	
<i>Introduction—</i>										
Radium implantation for haemangioma Tongue.	...	2	...	2	2	...	2	
Operations on the Teeth and Gums—										
<i>Excision—</i>										
Extraction teeth	...	1	...	1	1	
Operations on the Salivary glands and Ducts—										
<i>Excision—</i>										
Excision parotid tumour...	...	2	...	2	2	2	...	
Excision Ranula	...	1	...	1	1	1	...	
Operations on the Oesophagus										
<i>Endoscopy—</i>										
Oesophagoscopy	...	2	...	2	2	
Operations on the Stomach—										
<i>Excision—</i>										
Partial gastrectomy	...	22	...	22	22	...	17	...	2	
<i>Repairs—</i>										
Gastro-jejunostomy	...	1	...	1	1	
Gastro enterostomy	...	1	...	1	1	
<i>Suture—</i>										
Gastric perforation	...	3	...	3	3	...	2	...	1	
<i>Endoscopy—</i>										
Gastroscopy	...	11	...	11	11	11	...	
Operations on the Anus—										
<i>Incision—</i>										
Perianal abscess	...	2	...	2	2	...	2	
<i>Excision—</i>										
Fissurectomy	...	2	...	2	2	...	2	
Ligature and excision of piles	2	58	...	58	60	31	20	7	2	
Biopsy anus	...	1	...	1	1	1	...	
<i>Introduction—</i>										
Injection internal Piles	...	3	...	3	3	3	...	250
<i>Repairs—</i>										
Imperforate Anus	...	1	...	1	1	1	...	
<i>Suture—</i>										
Fistulectomy	4	45	...	45	49	25	8	12	...	
Operations on the Liver—										
<i>Incision—</i>										
Portal Canal Anastomosis.	...	5	...	5	5	...	9	2	2	1
Aspiration Liver abscess...	...	10	...	10	10

OPERATIONS ON IN-PATIENTS

Name of the Operation	No. of Operations				RESULTS				Out-PATIENTS
	Re- maining	Princi- pal	Sec- ondary	Total	No. of Oper- ation	Cured	Relieved	Dis- charged	
Operations on the Biliary Tract									
<i>Incision—</i>									
Cholecystectomy	...	8	...	8	8	8	...
<i>Repair—</i>									
Cholecystoduodenostomy	...	1	...	1	1	1	...
Operations on the Abdomen, Peritoneum and Omentum—									
<i>Incision—</i>									
Drainage abscess peritoneal	...	2	...	2	2	1	...
Exploratory Laparotomy	...	51	...	51	51	17	19	7	7
<i>Excision—</i>									
Excision retroperitoneal growth	...	1	...	1	1	1	...
Excision Intra-abdominal cyst	...	1	...	1	1
<i>Repair—</i>									
Hernioplasty, herniorrhaphy, herniotomy—									
Inguinal	5	184	...	184	189	119	46	15	9
Inguinal Strangulated	...	31	...	31	31	17	8	2	2
Ventral	...	3	...	3	3
Umbilical	...	1	...	1	1
Operations on the Kidneys—									
<i>Incision—</i>									
Perinephric abscess	...	1	...	1	1	1	...
Nephrolithotomy	...	4	...	4	4	2	...
<i>Excision—</i>									
Nephrectomy	...	3	...	3	3
<i>Endoscopy—</i>									
Chromocystoscopy	...	3	...	3	3	3	...
Operations on the Bladder									
<i>Incision—</i>									
Suprapubic cystostomy	...	12	...	12	12	9	3
.. Cysto-lithotomy	...	12	...	12	12	11	...
<i>Endoscopy—</i>									
Cystoscopy	...	32	...	32	32	30	2
Operations on the Urethra—									
<i>Incision—</i>									
Urethrotomy external	...	4	...	4	4	4	...
Mcatotomy
Urethio-lithotomy	...	4	...	4	4	4	...
<i>Excision—</i>									
Excision calculus	...	1	...	1	1	1	...
Introduction Catheterization	...	3	...	3	3	3	10
<i>Repair—</i>									
Repair hypospadiasis	...	6	...	6	6	6	...
<i>Endoscopy—</i>									
Urethroscopy	...	1	...	1	1	1	...
<i>Manipulation—</i>									
Dilatation stricture urethra	...	41	...	41	41	41	75

Name of the Operation.	No. of OPERATIONS.				RESULTS.				OUT- PATIENTS. Re- mained.	
	Re- maining.	princi- pal.	Se- condary.	Total.	No. of Opera- tion.	Cared.	Relieved.	Dis- charged.		Died.
Operations on the Penis—										
<i>Incision—</i>										
Dorsal slit of prepuce	2
Reduction paraphimosis	3
<i>Excision—</i>										
Amputation penis	...	2	...	2	2	...	2	5
Circumcision	...	6	...	6	6	...	6	75
Operations on the Testis—										
<i>Excision—</i>										
Orchidectomy	...	5	...	5	5	...	5	1
Biopsy testis	...	1	...	1	1	...	1	2
<i>Repair—</i>										
Restoration undescended testis	...	2	...	2	2	...	2
Operations on the Tunica Vaginalis—										
<i>Incision—</i>										
Incision pyocele	...	2	...	2	2	...	2
Aspiration hydrocele pyocele, or hæmatocoele	56
<i>Excision—</i>										
Radical cure, hydrocele...	9	133	4	146	142	107	24	5	...	67
Operations on the Scrotum:—										
<i>Excision—</i>										
Excision serotum	...	1	...	1	1	1
Operations on the Vas deferens										
<i>Excision—</i>										
Vasectomy	...	5	...	5	5	...	5	11
Radical cure Varicocele	...	1	...	1	1	...	1
Operations on the Prostate—										
<i>Excision—</i>										
Prostatectomy	2	27	...	27	29	14	8	2	4	1
Operations on the Perineum—										
<i>Incision—</i>										
Incision and drainage abscess perineum	...	8	...	8	8	...	8
<i>Excision—</i>										
Abdomino perineal resection	...	3	...	3	3	...	3
Operations on the Thyroid—										
<i>Excision—</i>										
Enucleation thyroid adenoma	...	4	...	4	4	...	4
Excision thyroid cyst	...	3	...	3	3	...	3
Subtotal thyroidectomy	...	4	...	4	4	...	4
Hamithyroidectomy	...	2	...	2	2	...	2
	34	1698	1668	1683	547	504	546	40	46	2326

Operations in the Orthopaedic Dept., of the B. Y. L. Nair Ch. Hospital During the Year ending 31-12-1953

Name of the Operation.	IN-PATIENTS										OUT-PATIENTS.
	Re- main- ing.	NO. OF OPERATIONS.				RESULTS.				Re- main- ed.	
		Princi- pal.	Se- condary.	Total.	No. of Opera- tion.	Cured.	Relieved	Dis- charged.	Died.		
Operations on the regions of the Body—											
<i>Incision—</i>											
Aspiration Hemarthrosis	8	...	8	8	...	8
<i>Excision—</i>											
Accessory digit	2	...	2	2
Ganglion	1	...	1	1
<i>Destruction—</i>											
Debridement crushed injuries.	7	...	7	7	...	4	2
C. L. Ws	23	...	23	23	23
<i>Manipulation—</i>											
Plastering Vertebra	15	...	15	15	3	9	3
" Humerus	11	...	11	11	4	7
" Radius ulna	7	...	7	7	4	3
" Metacarpal bones	16	...	16	16	...	15	1
" Femur	16	...	16	16	2	10	4
" Hip	23	...	23	23	6	12	5
" Leg	17	...	17	17	2	10	5
" Tibia and fibula	10	...	10	10	3	7
" Metatarsal bones	12	...	12	12	4	7	1
Operations on the Skin and Subcutaneous Arcolar Pissures											
<i>Repair—</i>											
Skin grafting	16	...	16	16	9	5	2
Operations on the Bones—											
<i>Excision—</i>											
Excision patella	6	...	6	6	6
Wiring fractures	3	...	3	3	3
Scraping Osteomyelitis	10	...	10	10	6	2	2
Bone Traction	1	...	1	1	1
Osteotomy	13	...	13	13	...	6	7
Osteoclasis	2	...	2	2	...	1	1	...	1
<i>Destruction—</i>											
<i>Reduction and plastering—</i>											
Humerus	...	3	...	3	6	2	2	2
Radius and Ulna	...	1	33	...	33	34	8	20	6
Phalanges of hand	2	...	2	2	...	2
Femur	...	1	19	...	19	20	5	8	7
Tibia and fibula	...	1	10	...	10	11	4	3	4
<i>Open Reduction—</i>											
Humerus	5	...	5	5	5	...	1
Radius and ulna	8	...	8	8	4	4
Tibia	2	...	2	2	2
Excision head of Radius	1	...	1	1	1
Dressings	13	...	13	13	13	...	4
<i>Repairs—</i>											
Smith Petersin's Nailing	4	...	4	4	4
Steinmann's pinning	1	...	1	1	1
<i>Incision—</i>											
Sequestrectomy	5	...	5	5	5	...	3
Operations on the joints, capsule, synovial membrane, cartilages and Ligaments—											
<i>Excision—</i>											
Cartilage	4	...	4	4	4
<i>Destruction—</i>											
Reduction Ankylosis	10	...	10	10	2	2	6
Correction Ankylosis	5	...	5	5	5

IN-PATIENTS											
Name of the Operation.	No. OF OPERATIONS.					RESULTS.				OUT-PATIENTS.	
	Re- maining.	Princi- pal.	Se- condary.	Total.	No. of Opera- tion.	Cured.	Relieved.	Dis- charged.	Died.		Re- main- ed.
Other—											
Arthrodesis	...	3	...	3	3	...	3
Judets arthroplasty	...	3	...	3	3	...	3
Biopsy knee joint	...	2	...	2	2	2
Operations on Muscles—											
Incision—											
Tenotomy	...	2	...	2	2	2
Operations on Extremities											
Destruction—											
Amputations	...	28	...	28	28	...	27	...	1	...	3
Other operations—											
Correction T. E. V.	...	14	...	14	14	14
Bone graft	...	3	...	3	3	...	3
Removal bone screw	...	1	...	1	1	...	1
Excision M. Bask cyst	...	2	...	2	2	...	2
Bankart's operation	...	1	...	1	1	...	1
Correction contractures	...	6	...	6	6	...	6
Incision abscess	2
Removal pin	...	1	...	1	1	1
Removal steel plate	...	2	...	2	2	2
Secondary suturing	...	2	...	2	2	...	2
Replastering	...	16	...	16	16	16
Injection hyd. acetone	...	4	...	4	4	...	4
Total	...	8	432	...	432	440	82	197	159	2	52

Classification of operations performed in the Gynaecological Dept. of the R. Y. L. Nair Charitable Hospital During the Year 1953.

Name of the Operation	IN-PATIENTS										
	Re- main- ing	NO. OF OPERATIONS			No. of Opera- tion	RESULTS				Re- main- ing	OUT- PATIENTS
		Prin- cipal	Se- condary	Total		Cured	Relieved	Otherwise	Died		
Operations on the abdomen, peritoneum and omentum—											
<i>Incision—</i>											
Exploratory Laparotomy	1	13		13	14			14			
<i>Excision—</i>											
Total abdominal hysterectomy		32		32	32		16	16			
Excision Retroperitoneal tumour		1		1	1			1			
<i>Suture—</i>											
Secondary Suturing		4		4	4			4			
Resuturing burst abdomen		6		6	6			6			
Operations on the appendix—											
<i>Excision—</i>											
Appendicectomy		24		24	24			24			
Operations on the Ureter—											
<i>Incision—</i>											
Removal stone		1		1	1			1			
Repair Ureteric Transplantation		2		2	2			1	1		
Operations on the Urethra—											
<i>Excision—</i>											
Biopsy urethra		1		1	1			1			
<i>Introduction—</i>											
Catheterization		1		1	1			1			
<i>Endoscopy—</i>											
Cystoscopy		5		5	5			5			
Operations on the Vulva—											
<i>Incision—</i>											
Bartholin's abscess		1		1	1			1			
<i>Excision—</i>											
Angioma Vulva		1		1	1			1			
Bartholin cyst		2		2	2			2			
Broad Ligament cyst		2		2	2			2			
Biopsy Labia Majora		4		4	4			4			
Operations on the Vagina —											
<i>Excision—</i>											
Foreign body vagina		2		2	2			2			
<i>Repair—</i>											
Colporrhaphy		4		4	4			4			
Vesico Vaginal fistula		6		6	6	5		4			
Cystocole		1		1	1	1					
<i>Suture—</i>											
Colpo perineorrhaphy		5		5	5			5			
La-Fortes operation		4		4	4			4			
Shirodkara operations		3		3	3			3			
Operations on the voiduct—											
<i>Incision—</i>											
Salpingectomy		12		12	12	7	4	1			
Salpingo oophrectomy		2		2	2			2			
<i>Repair—</i>											
Salpingostomy		2		2	2		1	1			

IN-PATIENTS											
Name of Operations	Re- main- ing	NO. OF OPERATIONS			No. of Opera- tion	RESULTS				Re- main- ing	OUT- PATIENTS
		Prin- cipal	Se- condary	Total		Cured	Relieved	Otherwise	Died		
Operations on the ovary											
<i>Incision—</i>											
Ovarian Cystectomy	...	6	...	6	6	4	2
<i>Excision—</i>											
Tubo-ovarian masses	...	8	...	8	8	6	2
Oophrectomy	...	2	...	2	2	1	1
Operations on the uterus and Cervix uteri—											
<i>Excision—</i>											
Dilatation and Curetting	...	275	...	275	277	...	274	3	48
Rubina Test	...	75	...	75	75	...	75	100
D & C and R.T.	...	2	...	2	2	...	2	8
Endometrial biopsy	...	2	...	2	2	...	2	42
Ventral suspension	...	52	...	52	56	2	52	2
Brunswick's operation	...	1	...	1	1	...	1
Excision Submucous fibroid	...	4	...	4	4	...	2	2
Amputation Cervix	...	2	...	2	2	...	2
Cornual Resection	...	2	...	2	2	9
Biopsy Cervix
Sub Total hysterectomy	...	10	...	10	11	2	4	4	1
Excision Polyp cervix	...	1	...	1	1	...	1
Vaginal hysterectomy	...	24	...	24	25	2	9	14
Myomecomy	...	3	...	3	3	1	1	1
Excision Krukenberg's tumour	...	1	...	1	1	1
<i>Introduction—</i>											
Cauterization	...	1	...	1	1	1	118
Other operations—											
Trachelorrhophy	...	1	...	1	1	1
Operations on the Perineum—											
<i>Suture—</i>											
Perineorrhaphy	...	9	...	9	9	3	3	3
Perineal repair	...	1	...	1	1	1
Obstetric Operations—											
<i>Incision—</i>											
Caesarian Section	...	22	...	22	22	9	6	7
Puerperal Sterilization	...	93	...	93	93	...	93
Episiotomy	...	1	...	1	1	1
Artificial rupture membranes	...	3	...	3	3	...	3
Internal Version	...	1	...	1	1	...	1
Operations on the Intestines, Except Rectum—											
<i>Excision—</i>											
Hemicolecotomy	...	1	...	1	1
Operations on the rectum—											
<i>Endoscopy—</i>											
Signesidoscopy	...	1	...	1	1	1
Other Operations—											
Fothergill's operation	...	6	...	6	6	2	2	2
Inj alcohol	...	1	...	1	1	1
Total	...	9	...	750	...	750	45	529	178	2	326

Operations performed in the Ear Nose and Throat Dept of the B. Y. L. Nair Charitable Hospital during the year ending 31-12-1953.

Name of the Operation	IN-PATIENTS										
	Re- main- ing	NO. OF OPERATIONS			No. of Opera- tion	RESULTS				Re- main- ing	OUT- PATIEN
		Prin- cipal	Se- condary	Total		Cured	Relieved	Otherwise	Died		
Operations on the bones—											
<i>Incision—</i>											
Sequestrectomy	...	1	...	1	1
Operations on the Nose—											
<i>Incision—</i>											
Swelling Nose	...	1	...	1	1	1
Furuncle Nose
Abscess Nose	1
<i>Excision—</i>											
Nasopharyngeal fibroma	...	2	...	2	2	...	2
Rhinoscleroma	...	1	...	1	1
Rhinosphoridium	...	4	...	4	4	...	4
Submucous resection	...	152	...	152	153	60	84	8
Turbinectomy	...	4	...	4	4	...	2	2	3
Lateral Rhinotomy	...	1	...	1	1	1
Nasal Scraping	...	4	...	4	4	4	1
Biopsy Nose	...	2	...	2	2	2	3
F. B. nose	...	1	...	1	1	2
<i>Endoscopy—</i>											
Cautery	...	1	...	1	1	31
<i>Repair—</i>											
Rhinoplasty	...	3	...	3	3	3
Ivory grafting	...	13	...	13	13	5	1	7
Removal skinfold	1
Other Operations—											
Post nasal packing	...	1	...	1	1	1
Operations on the Accessory Sinuses—											
<i>Incision—</i>											
Cold well luc	...	32	...	32	13	11	8
Antrum Puncture	285
Exploration sinus	...	1	...	1	1
<i>Excision—</i>											
Excision Frontalsinus	...	1	...	1	1
.. Maxillary sinus	...	1	...	1	1
.. Nasal polyp	...	2	...	2	2	2	22
Operations on the Larynx—											
<i>Excision—</i>											
Laryngectomy	...	7	...	7	9	1
Biopsy Larynx	...	2	...	2	2	2	5
Polyp Vocal cord	1
<i>Endoscopy—</i>											
Laryngoscopy	...	4	...	4	4	4
Operations on the trachea and Bronchi—											
<i>Incision—</i>											
Tracheostomy	...	3	1	3	3	1	1
<i>Endoscopy—</i>											
Bronchoscopy	...	2	...	2	2	2	2
Operations on the pharynx, adenoids and Tonsils—											
<i>Incision—</i>											
Peri-tonsillar abscess	...	2	...	2	2	...	2
Removal foreign body	1
<i>Excision—</i>											
Tonsillectomy and adenoi- dectomy	...	448	...	448	447	347	82	12	2	1	...
Tonillectomy	...	474	...	475	474	419	40	15
Biopsy Tonsil	4
Biopsy Pharynx	...	1	...	1	1	1
Removal clot	...	1	...	1	1	1

IN-PATIENTS											
Name of Operations	Re- main- ing	NO. OF OPERATIONS			No. of Opera- tion	RESULTS				Re- main- ing	OUT- PATIENTS
		Prin- cipal	Se- condary	Total		Cured	Relieved	Otherwise	Died		
Operations on the Lymph-nodes											
<i>Excision—</i>											
Malignant glands neck	...	3	...	3	3	3
Block dissection neck glands	...	2	...	2	2	2
Biopsy neck glands	4
Operations on the oral cavity—											
<i>Excision—</i>											
Frenectomy	...	3	...	3	3	...	3
Biopsy Tongue	3
Excision Ranula	...	1	...	1	1	...	1
Operations on the uvula and Palate—											
<i>Excision—</i>											
Fibroma palate	1
Carcinoma Uvula	...	2	...	2	2	2
Biopsy Uvula	...	1	...	1	1	1
Biopsy Palate	1
Operations on Salivary Ducts and Glands—											
Sub Mandibular Salivary glands	...	1	...	1	1	1
Operations on the Oesophagus											
<i>Incision—</i>											
Biopsy Oesophagus	1
<i>Endoscopy—</i>											
Oesophagoscopy	...	3	...	3	3	3	...	9	9
" with dilatation	...	3	...	3	3	3
<i>Repair—</i>											
Oesophagoplasty	...	2	...	2	2	2
Resuturing Oesophagus	...	1	...	1	1	...	1
Operations on the Stomach—											
<i>Repair</i>											
Gastrostomy	...	1	...	1	1	...	1	1
Operations on the External Ear											
<i>Excision</i>											
Polyp ear	1
Growth ear	...	1	...	1	1	...	1
Sclerosis ear	1
Removal foreign body	1
<i>Repair—</i>											
Ear Lobule	2
Other Operations—											
Examination under anaesthesia	1
Operations on the Middle ear—											
<i>Incision—</i>											
Mastoid Abscess	...	1	...	1	1	1	1
<i>Excision—</i>											
Mastoidectomy Radical	...	46	...	46	46	34	7	5
" Conservative	...	9	...	9	9	5	2	1
<i>Repair—</i>											
Secondary Suturing	...	3	...	3	3	...	3
Total	2	1255	...	1255	1257	885	247	114	6	5	1403

Classification of operations performed in the Ophthalmic Dept. of the B. Y. L. Nephth. Hospital
During the Year 1952.

Name of the Operation	No. of Operations				RESULTS				Re- main- ing	OUT- PATIENTS	
	Re- main- ing	Prin- cipal	Se- condary	Total	No. of Opera- tion	Cured	Relieved	Otherwise Died			
Operations on the Eye-Ball—											
<i>Incision—</i>											
Enucleation eye ball	...	5	...	5	5	3	2	1	
Evisceration	...	4	...	4	4	...	4	
Operations on the Cornea—											
<i>Repair—</i>											
Keratoplasty	...	1	...	1	1	1	
<i>Other—</i>											
Cauterization Corneal Ulcer	...	1	...	1	1	1	
Operations on the Sclera—											
<i>Excision—</i>											
Sclerectomy-Trephining	...	5	...	5	5	3	2	
<i>Repair—</i>											
Repair of sclera	...	1	...	1	1	1	
Operations on the iris and ciliary Body—											
<i>Incision—</i>											
Iridotomy	...	4	...	4	4	4	
<i>Excision—</i>											
Iridectomy	...	31	...	31	31	16	15	
Prolapse Iris	...	3	...	3	3	...	3	
<i>Destruction—</i>											
Cyclodialysis	...	4	...	4	4	1	3	
<i>Other Operations—</i>											
Iridereclasis	...	19	...	19	19	...	18	1	
Operations on the Crystalline Lens—											
<i>Incision—</i>											
Needling lens	...	7	...	7	7	...	7	34	
<i>Excision—</i>											
Cataract	13	281	...	281	294	...	282	12	
Operations on the Eyelids—											
<i>Incision—</i>											
Ptosis	...	4	...	4	4	2	1	1	
<i>Excision—</i>											
Biopsy growth	...	1	...	1	1	
Correction entropion	...	10	...	10	10	10	38	
Excision growth	...	3	...	3	3	...	3	1	
.. Pterygium	...	1	...	1	1	1	12	
.. Mesopionian cyst	...	1	...	1	1	1	1	
Excision Staphyloma	...	2	...	2	2	2	
.. Staphylectomy	...	1	...	1	1	1	
.. Tarsectomy	2	
Trachoma follicles	1	
<i>Repair—</i>											
Tarsoplasty	...	1	...	1	1	...	1	
Operations on the Conjunctiva—											
<i>(a) Repair—</i>											
Conjunctivoplasty	...	1	...	1	1	...	1	
Operations on the Lacrymal Tract—											
<i>Dacryocystectomy</i>											
Excision Lacrymal Sac	...	7	...	7	7	...	7	21	
<i>Repair—</i>											
Dacryo-cystorhinstomy	...	6	...	6	6	2	2	2	...	14	
Operations on the Skin and sub cutaneous Areolar tissues—											
<i>(a) Repair</i>											
Skin grafting	...	2	...	2	2	...	2	
Other operations performed in the ophthalmic department—											
Excision granuloma	...	1	...	1	1	...	1	2	
Paracentesis of Cornea	...	5	...	5	5	...	5	
Removal foreign body	...	1	...	1	1	1	
Symbelphoron	...	2	...	2	2	...	2	
Total	13	416	...	416	429	42	366	8	...	13	128

Report of the Skin and Venereal Department of the B. Y. L. Nair Charitable Hospital for the year 1953.

Description	Out-patients		In-patients	
	Male	Female	Male	Female
Congenital syphilis	15	2	5	...
Early syphilis	56	10	21	3
Latent Syphilis	80	6	7	...
Syphilis unqualified	845	45	80	...
Total syphilis	996	63	113	6
Acute Gonorrhoea	323	...	70	...
Chronic Gonorrhoea	36	...	5	...
Other Gonococcal infection	30	...	4	...
Total Gonorrhoea	389	...	16	...
Chancroid	318
Other venereal diseases	462	...	1	...
Laprosy	59	24	6	...
Other skin diseases	2,655	1,986	83	97
Grand Total	4,879	2,073	220	36

... ..

B. Y. L. NAIR CHARITABLE HOSPITAL

Annual Report of the X-Ray and Electro-therapy Department from 1st January 1953 to 31st December 1953.

- (1) 3,257 patients' Skiagrams were taken—
 - (a) 1,862 were inpatients (1,153 Males, 493 females, 216 Children).
 - (b) 1,395 were out-patients (761 Males, 455 Females, 286 Children).
- (2) 6,009 Fluoroscopic Examinations of chest and foreign bodies were done—
 - (a) 1,518 were inpatients (806 Males, 604 Females, 108 Children).
- (3) 381 Barium Meal investigations were done—
 - (a) 363 were inpatients (233 Males, 102 Females, 18 Children).
 - (b) 28 were outpatients (12 Males, 15 Females, 1 Children).
- (4) 317 Patients were given Ultra violent radiation—
 - (a) 29 were inpatients (16 Males, 8 Females, 5 Children).
 - (b) 288 were outpatients (45 Males, 33 Females, 210 Children).
- (5) 980 patients were given shortwave diathermy—
 - (a) 130 were inpatients (69 Males, 61 Females).
 - (b) 850 were outpatients (381 Males, 469 Females).
- (6) 329 patients were given Deep X-Ray treatment—
 - (a) 181 Males, 132 Females, 16 Children.
- (7) 103 patients were given superficial X-Ray treatment—
 - (a) 65 Males, 36 Females, 2 Children.

A Statement showing the number of Electro-cardiograms classified according to the clinical conditions for which these were taken in the Nair Hospital during the year 1953.

Congestive cardiac failure	92
Coronary thrombosis	102
Chest pain	65
Valvular heart disease	53
Cardiac arhythmias	48
Hypertension	33
Rheumatic fever	9
Pericarditis	10
Aortic aneurysm	5
Congenital heart disease	16
Hyperthyroidism	5
Hypothyroidism	...
Miscellaneous	134
Total	572

Department of Pathology and Baceteriology

31583 Laboratory investigations were carried out during the year 1953 (1st January 1953 to 31st December 1953). Investigations are grouped under the following heads:—

I.—Pathological.	II.—Bacteriological.	III.—Biological.	IV.—Biochemical.
I.—Pathological			
(I) Routine Examination of Urine.			
(II) Routine Examination of Blood			2245
(1) Cytological Examination:			
(a) Complete Cytology			2801
(b) Platelet Count			75
(c) Reticulocytes			122
(d) Red cell Diameter			120
(2) Coagulation time of blood			431
(3) Bleeding time of blood			431
(4) Grouping and Matching of blood for transfusion			2175
(5) Sedimentation Rate			1549
(6) Fragility Test			9
(7) Detection of Malarial Parasites			62
(8) Sternal marrow			225
(9) Clot Retraction			9
(10) Packed cell Volume and M.C.D.			195
(iii) Examination of Faeces			3475
(a) Examination of Faeces for Occult blood			3422
(iv) Examination of Sputum			2631

(v) Examination of Puncture fluid :

(a) Cerebro-spinal fluid ...	965
(b) Pleural fluid ...	189
(c) Ascitic fluid ...	30
(d) For Malignant cells ...	40
(vi) Semen Examination ...	180
(vii) Histological Examination of Surgical tissues ...	1518
(viii) Total number of Post-mortem blocks ...	793

II.—Bacteriological

(i) Urine culture Examination ...	146
-----------------------------------	-----

(ii) Blood :

(a) Culture Examination ...	84
(b) Clot cultural Examination ...	501

(c) Serological Examination :

(1) Widal Reaction ...	501
(2) Wassermann reaction C.S.F. ...	123
(3) Kahn test ...	6423
(4) Weil Felix reaction ...	477
(5) Agglutination test against Brucella group ...	37
(6) Cold Agglutination test ...	49
(7) Paul Bunnell test ...	5
(8) Lepto-spirosis ...	9

(iii) Faeces :

(1) Cultural Examination ...	96
------------------------------	----

(iv) Puncture fluid-cultural Examination :

(1) Cerebro-spinal fluids ...	56
(2) Pleural fluids ...	47
(3) Peritoneal fluids ...	37
(4) Other aspirated fluids ...	29
(5) Ascitic fluids ...	18
(6) Pericardial fluids ...	8
(7) Hydrocele fluids ...	16

(v) Microscopic and Cultural Examination of—

(1) Sputum for M. tuberculosis ...	19
(2) C.S.F. for M. tuberculosis ...	6
(3) Pleural fluids M. tuberculosis ...	8
(4) Pus ...	96
(5) Urine for M. tuberculosis ...	6
(6) Nasal Swab ...	85
(7) Throat Swab ...	173
(8) Tongue Swab ...	16
(9) Ear Swab ...	9
(10) Eye discharges Swab ...	2
(11) Vaginal Swab ...	11
(12) Rectal Swab ...	14
(13) Mouth Swab ...	2
(14) Vulval Swab ...	3
(15) Nose membrane ...	1
(16) Discharges from Sinus ...	4
(17) Discharges from Abscess ...	5
(18) Conjunctival discharges ...	5
(19) Aspirated Biopsy (Spleen) ...	2
(20) Laryngeal Swab ...	3

(vi) Examination for the presence of Micro-organism Smears (Microscopy) :

(1) Stool for V. Cholera ...	7
(2) Swab from Ulcer ...	6
(3) Vulval Swab ...	2
(4) Nasal scraping ...	9
(5) Splenic puncture ...	1
(6) Sputum for fungus ...	8
(7) Vaginal Swab ...	21
(8) Urethral Smears ...	36
(9) Cervical Smears ...	26
(10) Pus ...	107
(11) Smears for L. D. bodies ...	17
(12) Eye Smears ...	5
(13) Gastric Contents ...	20

(vii) Preparation of Autovaccine

29

III.—Biological

Casoni's Test	3
---------------	---

IV.—Biochemical

(i) Urine—

(1) Determination of diastase Index	20
(2) Creatine and Creatinine	9
(3) Calcium	9
(4) Chlorides	23
(5) Urine and Blood Kepler's test	1
(6) Uric Acid	3
(7) Urobilinogen	2
(8) Urea Concentration	198
(9) Ascorbic Acid	3
(10) Coproporphyrin	1
(11) Hemoglobin	1

(ii) Blood—

(1) Determination of Chemical Constituents—

(a) Total proteins	513
(b) Albumin	457
(c) Globulin	457
(d) Ascorbic Acid	1
(e) Urea Nitrogen	526
(f) Calcium	64
(g) Sodium	70
(h) Potassium	62
(i) Iron	161
(j) Cholesterol	167
(k) Inorganic Phosphorous	227
(l) Acid Phosphatase	38
(m) Alkaline Phosphatase	227
(n) Chlorides	1
(o) Creatine and Creatinine	7
(p) Cholesterol Ester ratio	3
(q) Bilirubin	162

(2) Other tests—

(a) Van dan Bergh and I. Index	309
(b) Blood Sugar tolerance curve	24
(c) Urea clearance test	87
(d) Cephalin Cholesterol	227
(e) Thymol Turbidity	227
(f) Serum diastase	20
(g) Prothrombin time and Concentration	560
(h) N. P. N.	115
(i) Blood Sugar (Fasting)	240

(iii) Cerebrospinal fluid determination of Chemical Constituents—

(1) Chlorides and Sugar	497
(iv) Analysis of gastric contents	787
(v) Stool for fat estimation	9

Autopsy Section.

156 autopsies were performed during the year 1953.

Laboratory investigations carried out for the N. H. Dental College are included in this statement.

BAI YAMUNABAI L. NAIR CHARITABLE HOSPITAL

Poor Patients' Fund

Poor Patients' Fund Statement of Accounts for the year 1953-54

RECEIPTS.			DISBURSEMENTS.								
	Rs.	a. p.	Rs.	a. p.		Rs.	a. p.	Rs.	a. p.		
To Balance in hand on 1-4-1953 ...	30	8	6		By Blood transfusion charges ...	2,770	0	0			
.. Balance with the Central Bank of India on 1-4-1953 ...	35,392	12	0	35,423	4	6					
.. Collection from outdoor and ward Boxes ...	12,762	13	6		.. Supply of Costly Medicines, Injections etc., ...	1,140	13	6			
.. Donations ...	4,027	0	0		.. Printing Stationery Charges ...	60	14	0			
.. Interest—Allowed by the Bank on Current Account. ...	83	3	0		.. Moiety amount to Resident Medical Officers ...	1,318	0	0			
.. Contribution towards blood transfusions etc. ...	90	0	0		.. Travelling Charges ...	24	3	0			
.. Collection on account of Medical Certificates. ...	2,731	0	0		.. Supply of Spects to the patients ...	112	15	0			
.. Miscellaneous Receipts ...	277	9	8	19,971	10	2					
					.. Purchase of Instruments and Dead Stocks ...	2,786	15	6			
					.. Establishment charges ...	317	14	0			
					.. Miscellaneous Charges ...	861	9	8	9,393	4	8
					.. Purchase of Bombay Municipal Debentures ...	29,747	12	9	29,747	12	9
					.. Cash in hand on 31-3-1954 ...	29	3	0			
					.. Cash with the Central Bank of India ...	16,224	10	3	16,253	13	3
Total ...				55,394	14	8		55,394	14	8	

Balance Sheet of the Nair Hospital Poor Patients' Fund

LIABILITIES.			ASSETS.				
	Rs.	a. p.		Rs.	a. p.		
Fund account Balance on 31-3-1953 ...	65,423	4	6	Balances in hand on 31-3-1954 ...	29	3	0
A Excess of receipts over Expenditure ...	10,578	5	6	Balance with the Central Bank of India on 31-3-1954 ...	16,224	10	3
				National Saving Certificates ...	30,000	0	0
				Purchase of Bombay Municipal Deb. ...	29,747	12	9
Total ...			76,001	10	76,001	10	0

THE NAIR HOSPITAL DENTAL COLLEGE, BOMBAY-8

Dr. V. M. Desai, D.D.S., F.D.S.R.C.S. (Eng. & Edin.), F.I.C.D., F.A.I.D., was in charge of the College as the Dean throughout the year. There were 7 Dental Surgeons with foreign qualifications, 12 Medical Lecturers, 14 Medical Demonstrators, 39 Dental Lecturers, Demonstrators and Clinical Assistants, one Physical Instructor and one Artist on the staff who were all part-time, having private practice. A list of teaching staff is appended hereto.

The College conducts a 4 years' course in Dentistry on the passing of which the College Dental Board awards the Diploma of L.D.Sc. (Bombay).

During the year under report there were 111 students including 17 ladies on the roll. The Diploma Examination was held in May and November 1953 and 26 students including 7 ladies who appeared for the examination passed and received the College Diplomas.

The admission standard for the students is Inter-Science (B-Group) Examination of the Bombay University or an examination equivalent to it and the course extends over 4 years. The College Diploma is recognised by the Government of Bombay, the Government of India, the Dental Colleges in U. S. A. the Royal College of Surgeons, United Kingdom and other foreign Universities. The Licentiates of the College are eligible to appear for the L.D.S. Examination of the Royal College of Surgeons, England and Edinburgh after putting in only 6 months' practice in any recognised Dental Hospital in England. They are eligible for permanent commissions in the Indian Army, Navy and Air Dental Corps. The College is affiliated to the University of Bombay for B.D.S. Degree course from June 1954. All types of Dental treatment such as Silver, Gold and cement fillings, artificial sets of teeth, regulation of teeth of children, etc., and curative treatment such as extractions, dressings, pyorrhoea treatment, consultations, etc., were done charging fees as laid down by the Corporation. The College has an Academic Council to look after the Academic affairs of the College. There is also an Advisory Board which conducts Final L.D.Sc. Diploma Examination and advises the Dean and the Municipal Commissioner in the policy to be followed by the College and in matters of administration referred to them by the Dean, or the Municipal Commissioner.

The College had 75 Dental Chairs, 24 Dental Units, 1 Dental X-Ray machine and other equipment to give dental treatment on most modern lines in its new building.

During the year under report, the following prominent persons visited the College.

- (1) Shri and Smt. K. M. Munshi, Governor, Uttar Pradesh.
- (2) Shri Mangaldas Pakyasa, Ex-Governor of C. P.
- (3) Colonel C. K. Lakshmanan, Director General of Health Services.
- (4) Shri Vithal N. Chandavarkar, Kt., M.A., Bar-at-Law.
- (5) Diwan Bahadur K. M. Jhaveri, M.A., LL.B.
- (7) Dr. K. T. Gajjar, M.D. (Lond.), B.A., B.Sc.
- (8) Dr. V. L. Parmar F.R.C.S.

The College Students' Annual Social Gathering was held in the St. Xavier's Hall which was presided over by Shri J. K. Daruvala, B.A. (Hons.), A.S.A.A. (London), Deputy Municipal Commissioner.

Annual Sports of the College were held on the Grant Medical College Gymkhana. Shri Dayabhai V. Patel was the Chief Guest and Smt. Dahyabhai Patel distributed prizes to the winners in the sports.

Students on the Roll

Class	Males	Females	Total
1st L.D.Sc. Year	24	2	26
2nd L.D.Sc. Year	29	9	38
3rd L.D.Sc. Year	17	3	20
Final L.D.Sc. Year	24	3	27
	94	17	111

Resume of work done in the Clinics

The total number of patients treated during the year under report was 62,283 (both in the morning and evening clinics) which included males 37,460 females 17,435 and children 7,388.

Work done in the Clinics

Full denture sets	256	Root canal treatment	35
Partial sets	266	Consultations and advice	17,102
Repairs of sets	70	Medications	1,510
Gold Bridges and Inlay	46	Electric treatment	5
Acrylic Crowns	33	Extractions under Local Anaesthesia	21,257
Silver fillings	1,732	Extractions under General Anaesthesia	854
Porcelain fillings	220	Surgical extractions of roots	2,488
Temporary fillings	41	Abscess treatment	156
Zinc Oxide fillings	2,092	Alveolectomy	94
Cement fillings	44	Surgical removals of impacted teeth	34
Prophylaxis and pyorrhoea treatment	3,250	Orthodontia treatment regulations of teeth of children	306
Dressings	299		
Dental X-Ray	1,418		
Gingivectomy	69		

Operations performed in the Oral and Plastic Surgery Department

Cut nose	1	Osteomyelitis	5
Dental Cyst	12	Harelip	3
Oral Tumors	2	Burn Contractures	2
		Ear	1

During the year under report, a total revenue of Rs. 73,226 was collected by way of fees from students and patients as against Rs. 63,015 during the preceding year. The total expenditure incurred came to Rs. 1,63,578 as against 1,51,167 during the preceding year.

Poor Box Fund

During the year under report, 72 sets of upper and lower artificial teeth, 22 partial sets of teeth, repairs of 7 sets of teeth, charges for one blood transfusion, 700 vitamin injections and 6,000 sulpha tablets were given to poor deserving patients from the fund.

Statement of Account for the year 1953-54

Receipts.		Disbursements.	
Rs. a. p.		Rs. a. p.	
Balance in hand on 1st April 1953	71 14 10	By supply of costly medicines and injections	3,559 14 0
Balance in Central Bank of India Ltd.	1,263 0 0	Supply of equipment to the College	653 15 3
Charity Box collections of the various departments during the year	8,774 6 4	Supply of X-Ray films solutions, etc.	2,475 11 9
Donations	10 0 0	Bad coins	33 14 4
Registers sold to N. H. Dental College students	317 8 0	Printing and stationery	1,057 1 9
		Establishment charges	122 0 0
		Cash in hand	Nil.
		Cash in Central Bank of India Ltd.	2,534 5 1
Total	10,436 14 2	Total	10,436 14 2

Balance sheet of the Poor Box Fund

Liabilities.		Assets.	
Rs. a. p.		Rs. a. p.	
Fund Account balance on 31st March 1953	1,334 15 10	Balance in hand	Nil.
Additional—Excess of income over expenditure	1,199 5 3	Balance in Central Bank of India Ltd.	2,534 5 1
		Total	2,534 5 1

List of teaching staff

(1) Dr. V. M. Desai, D.B.S., F.D.S.R.C.S. (Eng. and Edin.), F.I.C.D., F.A.I.D., Dean Nair Hospital Dental College.

Prosthetic and Crown and Bridge Department

- (1) Dr. F. S. Mehta, L.D.Sc., D.M.D., Head of the Prosthetic and Crown and Bridge Department, Professor in Dental Prosthesis and Evening Superintendent and Head of Research Department.
- (2) Dr. C. B. Shroff, M.B.B.S., B.D.S., Lecturer and Demonstrator in Dental Prosthesis.
- (3) Dr. H. H. Thakore, L.D.Sc., Lecturer and Demonstrator in Dental Prosthesis.
- (4) Dr. H. V. Rau, L.D.Sc., D.R.D.V., Lecturer and Demonstrator in Crown and Bridge.
- (5) Dr. B. Rebeiro, L.D.Sc., Demonstrator in Crown and Bridge.
- (6) Dr. N. J. Vasawada, L.D.Sc., Demonstrator in Dental Prosthesis.
- (7) Dr. (Kumari) R. J. Ezekiel, L.D.Sc., Clinical Assistant, Dental Prosthesis.
- (8) Dr. (Kumari) M. A. Barretto, L.D.Sc., Demonstrator in Dental Prosthesis.
- (9) Dr. N. B. Javle, L.D.Sc., Clinical Assistant in Dental Prosthesis.
- (10) Dr. B. S. Kapadia, L.D.Sc., Demonstrator in Crown and Bridge.
- (11) Dr. B. R. Hegde, L.D.Sc., Demonstrator in Prosthetic and Crown and Bridge Department.
- (12) Dr. A. D. Daruwalla, L.D.Sc., Demonstrator in Prosthesis Department.
- (13) Dr. A. R. Pinto, L.D.Sc., Demonstrator, Crown and Bridge Department.
- (14) Dr. A. Dourado, L.D.Sc., Clinical Assistant, Dental Prosthesis.

Operative Department

- (1) Dr. V. M. Kher, L.D.Sc., D.D.S., L.D.S.R.C.S. (Eng.), Head of the Operative Department and Professor in Operative Dentistry, Preventive Principles in Dentistry, Practice Management, Pre-Clinical and Clinical Dentistry, Oral Medicine and Children's Dentistry.
- (2) Dr. G. D. Patel, L.D.Sc., Lecturer in Orals Anatomy, Materials used in Dentistry and Demonstrator in Operative Dentistry.
- (3) Dr. P. J. Pathare, L.D.Sc., Demonstrator in Operative Dentistry.
- (4) Dr. A. Olijer, L.D.Sc., Demonstrator in Oral Anatomy.
- (5) Dr. (Kumari) J. Lawrence, L.D.Sc., Clinical Assistant in Operative Dentistry.
- (6) Dr. (Kumari) M. A. R. Borges, L.D.Sc., Demonstrator in Operative Dentistry.
- (7) Dr. P. H. Battiwalla, L.D.Sc., Demonstrator in Operative Laboratory.
- (8) Dr. S. S. Sheth, L.D.Sc., Demonstrator in Operative Dentistry.
- (9) Dr. N. A. Piroshaw, L.D.Sc., Demonstrator in Operative Department.
- (10) Dr. (Kumari) Meena J. Lalwani, L.D.Sc., Demonstrator in Operative Department.
- (11) Dr. A. D'Costa, L.D.Sc., Demonstrator in Operative Department.

Orthodontia Department

- (1) Dr. H. D. Merchant, D.M.D., F.I.C.D., Vice-Dean and Head of the Orthodontia Department and Professor in Orthodontia.
- (2) Dr. S. M. Munim, L.D.Sc., Clinical Assistant and Demonstrator in Orthodontia.
- (3) Dr. J. M. D'Costa, L.D.Sc., Clinical Assistant in Orthodontia.
- (4) Dr. (Kumari) R. R. Kamath, L.D.Sc., Clinical Assistant in Orthodontia.
- (5) Dr. (Kumari) Dhun Contractor, L.D.Sc., Demonstrator in Orthodontia.
- (6) Dr. P. M. Patel, L.D.Sc., Demonstrator in Orthodontia.
- (7) Dr. P. R. Manjrekar, L.D.Sc., Demonstrator in Orthodontia.

Oral Surgery Department

- (1) Dr. M. S. N. Girwalla, L.D.Sc., D.D.S., M.S., F.I.C.D., Head of the Oral and Plastic Surgery Department and Professor in Oral Surgery.
- (2) Dr. R. B. Raut, L.D.Sc., Lecturer in Exodontia and Local Anaesthesia and Clinical Assistant in Oral Surgery Department.
- (3) Dr. J. H. Mehta, M.B.B.S., D.A., Lecturer in General Anaesthesia and General Anaesthetist to Oral Surgery Department.
- (4) Dr. H. A. Soonawalla, L.D.Sc., Clinical Assistant in Oral Surgery Department.
- (5) Dr. P. V. Diwanji, L.D.Sc., Demonstrator in Exodontia and Oral Surgery Department.
- (6) Dr. V. B. X. Almeida, M.B.B.S., Demonstrator in General Anaesthesia.

Periodontia Department

- (1) Dr. (Smt.) T. M. S. Ginwalla, B.D.S., L.D.S., R.C.D.S., Head of the Periodontia Department and Professor in Periodontia.
- (2) Dr. (Kumari) A. Panthaki, L.D.Sc., Clinical Assistant in Periodontia Department.
- (3) Dr. S. B. Sathe, L.D.Sc., Demonstrator in Periodontia Department.

Dental Pathology Department

- (1) Dr. H. M. Dholakia, L.D.Sc., (Bom.), L.D.S.R.C.S. (Eng.), Professor in Dental Pathology, Lecturer in Oral Diagnosis Treatment Planning, Dental Physiology, Dental Histology, and Dental Bacteriology.
- (2) Dr. J. M. Fonseca, L.D.Sc., Clinical Assistant, Department of Oral Diagnosis.
- (3) Dr. Kali H. C. Kapadia, L.D.Sc., Demonstrator, Examination and Treatment Planning Department.

General Surgery Department

- (1) Dr. A. B. C. Noronha, M.S., Lecturer in General and Clinical Surgery.
- (2) Dr. V. G. Daftary, M.S., Demonstrator in General Surgery.

General Medicine Department

- (1) Dr. S. C. Sheth, M.D., Lecturer in General and Clinical Medicine.
- (2) Dr. V. N. Panse, M.D., Demonstrator in General Medicine.

Materia Medica and Pharmacology

- (1) Dr. U. K. Sheth, M.D., Lecturer in General and Dental Materia Medica, Pharmacology and Dental Therapeutics.
- (2) Dr. K. H. Gharat, M.B.B.S., Demonstrator, Materia Medica and Pharmacology.
- (3) Dr. F. Amral, M.B.B.S., Demonstrator, Materia Medica and Pharmacology.

General Pathology Department

- (1) Dr. L. Monteiro, M.D., Honorary Pathologist and Lecturer in General Pathology.
- (2) Dr. N. A. Patkar, M.B.B.S., Demonstrator, General Pathology.

Bacteriology Department

- (1) Dr. K. Raman, M.D., Lecturer in General and Dental Bacteriology.
- (2) Dr. S. N. Kohhare, B.Sc., M.D., Demonstrator, General Bacteriology.

Histology Department

- (1) Dr. I. K. Ramchandani, B.Sc., M.D., Lecturer in General and Dental Histology.
- (2) Dr. R. V. Waingankar, M.B.B.S., Demonstrator, Histology and Physiology.
- (3) Dr. M. G. Naik, M.B.B.S., Demonstrator, Histology.

Anatomy Department

- (1) Dr. V. G. Kale, M.S., F.C.P.S., Lecturer in General and Special Anatomy.
- (2) Dr. M. M. Tegihalli, M.B.B.S., Demonstrator, General and Special Anatomy.
- (3) Dr. P. S. Huligol, M.B.B.S., Demonstrator, General and Special Anatomy.

Radiology Department

- (1) Dr. G. H. Nerurkar, M.B.B.S., D.M.R.E., Lecturer in General and Dental Radiology.
- (2) Dr. (Smt.) P. M. Mantri, L.D.Sc., Demonstrator, Radiology.
- (3) Dr. L. G. Shirwatkar, B.D.S., Demonstrator, Radiology Department.

Physiology Department

- (1) Dr. T. H. Rindani, M.D., Lecturer in General and Special Physiology.
- (2) Dr. R. V. Waingankar, M.B.B.S., Demonstrator, Physiology.
- (3) Dr. V. A. Rane, M.D., F.C.P.S., Demonstrator in Physiology.

Bio-chemistry and Metallurgy

- (1) Professor Narayan Rao, M.Sc., Lecturer in Bio-chemistry and Metallurgy.
- (2) Dr. S. H. Sheth, M.B.B.S., Demonstrator, Bio-chemistry and Metallurgy.
- (3) Dr. V. S. Randive, M.B.B.S., Demonstrator, Bio-chemistry and Metallurgy.

Jurisprudence Ethics and Economics

- (1) Dr. F. Noronha, M.B.B.S., M.R.C.S. (Eng.), L.R.C.P. (Lond.), D.P.H. (Lond.), Lecturer in Dental Jurisprudence, Ethics and Economics.

Physical Instructor

- (1) Shri N. N. Kajrolkar.

Artist

- (1) Shri W. D. Pachare.

Professors "Emeritus"

- (1) Dr. V. P. De'Sa, D.D.S., F.I.C.D., Professor of Operative Dentistry.
- (2) Dr. D. J. D'Lima, L.D.S.R.C.S., Professor of Dental Pathology.

Municipal General Hospital, Sion

Dr. S. V. Joglekar, M.S., F.C.P.S. was in charge of the Hospital as Superintendent during the year under report except for the period from 15th March 1954 to 28th April 1954, when he was on leave. Capt. M. de Menezes, M.B.B.S. Assistant Medical Officer looked after his work during the period of leave.

Capt. M. De Menezes, M.B.B.S. held the post of Assistant Medical Officer during the year under report.

Medical Staff.

(1) Dr. D. D. Vora, M.D., F.C.P.S. (Bombay), M.R.C.P. (London)	... Physician.
(2) Dr. S. H. Chitnis, M.S. (Bombay)	... Surgeon.
(3) Dr. B. V. Aroskar, M.D. (Bombay)	... Obstetrician and Gynaecologist.
(4) Dr. M. V. Sant, M.D., F.C.P.S. (Bombay)	... Pathologist.
(5) Dr. G. B. Hanji M.B.B.S., D.A.	... Anaesthetist.
(6) Dr. G. H. Nerurkar, M.B.B.S., D.M.R., D.M.R.E.	... Honorary Radiologist.

Acting Arrangements

Dr. D. D. Vora, Physician, was on leave from 1st March 1954 to 31st March 1954 and during that period Dr. H. C. Merchant, M.D., Senior Medical Registrar was appointed as Acting Physician.

Dr. M. V. Sant, Pathologist was on leave from 4th May 1953 to 19th May 1953 and from 13th August 1953 to 27th September 1953. No acting arrangement was made during the leave period.

Dr. M. de Menezes, Assistant Medical Officer was on leave from 1st May 1953 to 30th May 1953 and Dr. G. B. Bhatt M.B.B.S., D.A., Senior Casualty Medical Officer was appointed as Ag. Assistant Medical Officer during the leave period.

The following 3 posts of Senior Registrars were created in the grade of Rs. 290-30-410 plus D.A., plus Free Quarters as per Corporation Resolution No. 8092 of 24th September 1953 and filled in during the year under report.

Name	Designation.	Date of appointment.
Dr. H. C. Merchant	Senior Medical Registrar	23-3-1953.
Dr. M. N. Gheewala	Senior Surgical Registrar	23-3-1953
Dr. J. H. Fonseca	Senior Gynec Registrar	1-5-1953.

2.—Distribution of beds according to classification of departments.

Schedule Strength of Beds—300.

Non Paying Beds

Department.	Male.	Female.	Children.	Total.
Medical	50	50	13	113.
Surgical	50	25	12	87.
Gynaecological and Maternity	...	50	...	50.
Total	100	125	25	250.

Part Paying Beds

Department.	Male.	Female.	Children.	Total.
Medical Surgical	25	12	...	37
Gynaecological and Maternity	...	13	...	13
Total	25	25	...	50

Non-Paying Beds ... 250

Part Paying Beds ... 50

Total ... 300

3. *Casualty Department.*—16931 accidents and other emergency cases were treated in the Casualty Department during the year under report.

4. *Minor Surgery Department.*—3533 Minor operations were performed in the Minor Surgery Department.

5. The total number of patients admitted during the year was 14,018 as against 12,002, 9,326 and 8,085 during the year 1952, 1951 and 1950 respectively.

6. The attached statistical tables show the attendance etc., as well as the number and nature of operations performed in the various departments of the hospital.

7. Summary of the In and Out-patients Departments.

A.—In-patients.		1951	1952	1953
(1) Strength of Beds	...	300	300	300
(2) Daily average number of In-patients	...	291	339	350.5
(3) Total number of In-door Admission	...	9,426	12,002	14,018
(4) Average number of day each patient was resident	...	12.6 days	10.3 days	9.5 days
(5) Average cost of diet per patient per day	Rs. 0-15-6	Rs. 0-15-5

B.—Out-patients		1951	1952	1953
(1) Total number of New out-patients	...	51,431	62,195	70,014
(2) Daily average number of New Out-patients	...	164.3	212.7	228.8
(3) Total number of Old Out-patients	...	1,98,572	2,55,000	3,26,063
(4) Daily average number of Old Out-patients	...	634.4	8,25.2	1065.5

C.—Operations		1951	1952	1953
(1) Total number of operations performed on In-patients	...	2,139	2,641	4,013
(2) Total number of Operations performed on Out-patients	...	2,348	3,220	4,499

8. **Paying Patients.**—This scheme was given effect from 1st September 1951, Rs. 10 and Rs. 5 per patient are charged for the use of a special rooms and General Paying Ward respectively. The number of paying patients admitted during the year under report was as under:—

	1951	1952	1953
General Paying Ward and Special Room	390	492	1,337

The number of Operations performed on the paying patients—

(1) Minor Operations	60	119	189
(2) Major Operations	69	177	238

9. Out of 14,331 (14,018 new admissions plus 313 remained on 1st January 1953) in-patients treated during the year, 8,851 were treated for medical and surgical complaints and 5,480 were treated at the "Annapurnabai Deshmukh Hospital for Women" for deliveries and Gynaec complaints. The results are as follows:—

	Cured	Relieved	Otherwise Delivered	Left	Deid	Remained on 31-12-53
Municipal General Hospital Sion, Medical and Surgical Departments.	4,073	2,581	1,032	...	926	239
Annapurnabai Deshmukh Hospital for Women, Gynaec and Maternity Departments.	459	280	74	3,670	900	27
Total	4,532	2,861	1,106	3,670	900	309

Total 14,331 (8, 851 New admissions and 5,480 previous year's balance).

In addition to 953 deaths amongst adults mentioned above, there were 428 deaths due to prematurity, still births and other causes amongst infants bringing the total death to 1,381.

Out of 1,381 deaths, 385 took place within 24 hours of admission, 124 after 24 hours but within 3 days of admission, 428 were due to still births, prematurity and other causes of infant mortality and the remaining 444 died after 3 days of admission into the hospital.

The highest total out-patients attendance on a single day was 2,297 and that of in-patients was 381.

10. The following work was done in the X-Ray Department during this year:—

	1951	1952	1953
(1) X-Rays	3,438	3,686	3,077
(2) Screening	10,294	15,385	28,852
(3) Diathermy	705	1,080	1,315
(4) Ultra Violet Rays	2,742	2,921	4,891
(5) Barium Meals	323	520	336
(6) Barium Enemas	1,161	227	190
(7) Infra Red Rays
(8) Deep Therapy	87

Department of Electro-Cardiography

11. 302 Electro-cardiographic tracings were taken on in-patients as well as on out-patients during the year under report as per Appendix 13.

Department of Pathology

12. The Pathological and Bacteriological investigations of 31,520 were carried out on in-door patients and 12,172 on out-door and 84 autopsies were performed.

Research Department

13. Enquiry into the problem of Anaemia and diabetes was undertaken.

No. of patients investigated for Anaemia	4,969
No. of patients for diabetes	323

Department of Anaesthesia

14. The department of Anaesthesia is working in close collaboration with the department of surgery and gynaecology.

During the year 1953 the total number of cases received of Anaesthesia were 2,816. Out of which 1,488 cases received the regional anaesthetics, 810 cases endotracheal anaesthesia, 259 cases intravenous anaesthesia and 269 cases received the open drop. Ethylchloride ether anaesthesia.

This year our institution is recognised for the post graduate studies in anaesthesiology by the Bombay University.

Library

15. 53 recent additional books on all subject were purchased bringing the total to 357 books.

32 Medical journal were subscribed during the year.

Poor Box Fund

16. The amount in the Poor Box Fund as on 31st March 1953 stood at Rs. 55,519-10-9. Collections from the Poor Boxes, Donations, sales of drugs and injections and other miscellaneous receipts during the year amounted to Rs. 48,940-9-0 and Expenditure to Rs. 29,656-11-0. The amount in the Poor Box Fund as on 31st March 1954 stood at Rs. 74,803-8-9.

Radium treatment was given to 9 patients during the year.

A free donation of 4 sets of Blood Plasma per month continued to be received during the year from the Director, Haffkine Institute, Parel Bombay 12.

Nurses Training School and Midwifery

17. 27 students were admitted for the course of training in midwifery. Out of 26 who appeared for the examination during the year under report 24 were declared successful.

Social activities

18. The 6th Anniversary of this institution was celebrated on 25th April 1953 when a Variety Entertainment Programme including Marathi Drama was arranged by the staff of this hospital. Dr. P. A. Dias, Mayor of Greater Bombay presided over the function.

Municipal General Hospital, Sion—Works Committee

19. During the year one meeting of the hospital Works Committee was held.

Hospital practice

20. Under Corporation Resolution No. 1017, dated the 14th December 1953, post graduate candidates have been permitted to do hospital practice on payment of schedule fee of Rs. 15 per mensem. It was given effect to from 1st June 1953.

Recognition of Municipal General Hospital Sion for teaching undergraduate students

21. The Municipal General Hospital, Sion has been attached to the Topiwala National Medical College for clinical instructions to the undergraduate students.

INDEX OF APPENDIX

Appendix No.	Particulars
1	Summary of in-patients admitted (classified according to the departments and Sex).
2	Summary of out-patient—New and Old (Classified according to departments and Sex).
3	Summary of In-patients (Classified according to diseases and results of treatment).
4	Summary of the Operations performed (Classified according to the nature and results).
5	Summary of the In-patients treated in the "Annapurnabai Deshmukh Hospital for Women"
6	Summary of Operations performed in the "Annapurnabai Deshmukh Hospital for Women" (Classified according to the nature and results).
7	Statement showing Pathology Investigations done on Out-Patients.
8	Statement showing Pathology Investigations done on In-patients.
9	Statement showing Biochemical Investigations done on In-patients.
10	Investigations done in the Anaemia Inquiry.
11	Investigations done in the Diabetes.
12	Statement showing number of Autopsy done in the Pathology.
13	Statement showing Electro-Cardiographic Tracings.
14	Statement showing Accounts of the Poor Box Fund.
14A	Balance Sheet of the Poor Box Fund.
15	List of the Donors.

APPENDIX No. 1.

Summary of In-patients admitted during the year 1953 at the Municipal General Hospital,
 Sion classified according to Departments and Sex.

Department.	Sex.	Admitted during 1953.
Medical	Adults—Male	2,205
	—Female	1,186
	Children—Male	825
	—Female	575
		4,791
Surgical	Adults —Male	2,385
	—Female	799
	Children—Male	383
	—Female	255
		3,822
Gynaecological	Female —Adults	672
	Children	10
		682
Obstetric	Female	4,723
		4,723
Total		14,018

APPENDIX No. 2.

Summary of Out-Patients classified according to Departments and the Sex for the year 1953.

Department.	Sex.	O.P.D. New Cases.	O.P.D. old cases.	Total.	Casualty Cases.	
Medical	Adults	Male	15,499	55,745	71,214	1,613
		Female	18,745	40,308	49,053	79
	Children-	Male	5,623	27,009	33,532	45
		Female	4,323	22,712	27,035	29
		Total	34,190	1,46,674	1,80,834	1,766
Surgical	Adults	Male	14,343	58,711	73,424	10,568
		Female	4,489	28,214	32,703	2,115
	Children-	Male	1,556	16,015	17,571	482
		Female	1,356	11,409	12,765	985
		Total	22,144	1,14,349	1,36,463	15,150
Gynaecological	Adults	Female	3,832	18,912	22,744	9
	Children-	Female	13		13	
		Total	3,845	18,912	22,757	9
Obstetrical	Female	6,470	21,810	28,280	1	
E. N. T.	Adults	Male	897	5,315	6,212	5
		Female	577	4,227	4,804	
	Male-Children		438	3,310	3,748	
		Female-Children	408	2,715	3,123	
		Total	2,320	15,567	14,241	
Ophthalmic	Adults	Male	408	3,527	3,935	
		Female	282	2,739	3,021	
	Children-	Male	195	1,305	1,500	
		Female	160	1,180	1,340	
		Total	1,045	8,751	9,796	
Grand Total		70,014	3,26,063	3,96,077	16,931	

Daily average No. of New Patients ... 228.8
 Daily average No. of Old Patients ... 1,065.5

Daily average attendance at the O.P.D. (New and Old Cases). 1294.3

APPENDIX No. 3.

Summary (according to diseases) of In-patients treated during the year 1953 at the Municipal General Hospital—Sion.

IN-PATIENTS								
Name of Diseases	Remained on 1-1-53	Admitted	Total	Cured	Relieved	Otherwise	Died	Remaining under treatment on 31-12-53
1	2	3	4	5	6	7	8	9
I.—Infective and Parasitic Diseases								
Respiratory tuberculosis with mention of occupational disease of lung.	...	5	5	...	3	2
Pulmonary tuberculosis	5	157	162	4	5	121	29	3
Pleural tuberculosis	...	10	10	...	9	1
Pleurisy specified as tuberculous	1	10	11	2	7	1	1	...
Pleurisy with effusion without mention of cause.	5	86	91	4	64	11	4	8
Primary tuberculosis complex with symptoms	1	25	26	3	14	6	2	1
Tracheobronchial glandular tuberculosis with symptoms.	...	4	5	...	3	1	...	1
Radiological evidence suggestive of active respiratory tuberculosis not classifiable elsewhere.	...	6	6	1	...	2	...	1
Tuberculosis, unspecified site	...	2	2	...	2
Tuberculosis disease of unspecified site	...	3	3	2	1
Tuberculosis, other forms.								
Tuberculosis of meninges and central nervous system.	3	75	78	2	15	13	43	5
Tuberculosis of intestines, peritoneum, and mesenteric glands.	12	141	153	11	78	20	31	13
Tuberculosis of bones and joints, active or unspecified	1	13	13	...	5	7	...	1
Active or unspecified tuberculosis of vertebral column.	...	8	9	2	3	...	1	...
Active or unspecified tuberculosis of hip	1	7	8	2	2	2	...	2
Active or unspecified tuberculosis of knee	1	10	11	1	7	3
Active or unspecified tuberculosis of other and unspecified bones and joints.	...	2	2	1	1
Late effects of tuberculosis of bones and joints.	...	6	6	...	3	3
Late effects of tuberculosis of vertebral column.	...	1	1
Late effects of tuberculosis of hip	...	1	1
Late effects of tuberculosis of knee	...	2	2	1	1
Late effects of tuberculosis of other and unspecified bones and joints.	...	3	3	...	2	1
Tuberculosis of skin and subcutaneous-cellular tissue.	...	2	2	2	1
Lupus	...	26	26	7	13	5	1	...
Tuberculosis of lymphatic system	2	3	5	2	3
Tuberculosis of genito-urinary system	1	1	1	1
Tuberculosis of other organs	1	2	3	1	1	...	1	...
Other	1	2	3	1	1	...	1	...
Syphilis and its sequelae.								
Congenital syphilis	...	5	5	...	3	1	1	...
Other congenital syphilis	...	7	7	...	3	2	1	...
Extragenital chancre	...	2	2	1	1	...
Secondary syphilis	...	15	15	...	13	1
Aneurysm of aorta	...	1	1	...	1
Other cardiovascular syphilis	1	14	15	1	12	1	1	...
General paralysis of insane	...	1	1	...	1
Other syphilis of central nervous system	...	19	19	...	13	6
Other forms of late syphilis	...	4	4	...	3	1
Syphilis, unqualified	...	1	1	...	1
Chronic gonococcal infection of genito-urinary system.	...	4	4	...	4
Late effects of gonococcal infection	...	1	1	...	1
Chancroid	...	1	1
Other and unspecified venereal diseases	...	1	1
Infectious diseases Commonly arising in Intestinal Tract.								
Typhoid fever	3	95	98	43	2	36	13	4
Paratyphoid fever	...	3	3	2	...	1
Without mention of food as vehicle of infection.	...	1	1	1
Cholera	...	7	7	1	1	3	2	...
Brucellosis (undulant fever)	...	2	2	...	2
Bacillary dysentery	...	5	5	1	1	...	3	...
Amoebiasis	...	7	9	5	4
Without mention of liver abscess	...	1	8	3	4	...	1	...
With liver abscess	...	12	12	3	7	1	...	1
Other protozoal dysentery	...	1	1	1
Unspecified forms of dysentery	...	81	81	41	13	7	2	...
Unspecified food-poisoning	...	24	24	6	11	7
Streptococcal sore throat	...	1	1	1

IN-PATIENTS

Name of Diseases	Remained on 1-1-53	Admitted	Total	Cured	Relieved	Otherwise	Died	Remain- ing under treatment on 31-12-53
1	2	3	4	5	6	7	8	9
Septicaemia and pyaemia	4	439	443	357	28	17	39	2
Organism unspecified	...	70	70	47	10	5	1	7
Diphtheria	...	24	24	...	4	16	4	...
Without mention of pneumonia	...	4	4	...	1	3
Meningococcal infections	...	1	1	1	...
Neuroleptisy	...	1	1
Unspecified	...	3	3	3
Tetanus	4	28	32	10	1	1	20	...
Gas gangrene	1	1	2	2
Epidemic arthritic erythema	...	1	1	1
<i>Spirochaetal Diseases, except syphilis.</i>								
Other spirochaetal and leptospirochaetal infections.	...	2	2	1	...	1
<i>Diseases attributable to viruses.</i>								
Late effects of acute poliomyelitis	...	1	1	1
Acute infectious encephalitis	...	2	2	...	2
Late effects of acute infectious encephalitis...	...	1	1	1
Post-encephalitic parkinsonism	...	3	3	1	1	1
Smallpox	...	6	6	...	3	3
Measles	...	8	8	1	1	6
Without mention of pneumonia	...	5	5	5
With pneumonia	...	1	1	1
Chickenpox	...	2	2	...	2
Herpes zoster	...	1	1	1
Mumps	...	2	2	...	1	1
Infectious hepatitis	1	51	52	6	37	9
Rabies	...	1	1
<i>Typhus and other Rickettsial Diseases</i>								
Louse-borne epidemic typhus	...	1	1	1
Typhus, unspecified	...	1	1	1
<i>Malaria.</i>								
Vivax malaria (benign tertian)	...	18	18	6	12
Other and unspecified forms of malaria	...	29	29	10	16	2	1	...
<i>Other Infective and Parasitic Diseases</i>								
Lishmaniasis	...	2	2	...	1
Visceral (Kala-azar)	...	3	3	...	1	2
Unspecified	...	1	1	1
Other protozoal disease	...	1	1	1
Other trematode infestation	...	2	2	2
Hydrid disease	...	2	2
Other eozoid infestation	...	4	4	1	3
Filariasis	1	24	25	11	11	2
Ankylostomiasis	...	6	6	1	5
Infestation with worms of other, mixed and unspecified type	...	35	35	8	21	4
Ascariasis	...	7	7	2	4
Oxyuriasis	...	1	1	1
Other	...	7	7	6
Dermatophytosis	...	1	1	1
Other fungus infections	...	2	2	1
Other	...	1	1	1
Scabies	1	...	1
Other infective and parasitic disease	...	1	1	1
Other	...	1	1	...	1
II.—Neoplasms								
<i>Malignant Neoplasm of Buccal Cavity and Pharynx.</i>								
Malignant neoplasm of tongue	...	1	1
Mixed salivary gland tumour	...	1	1	1
Other	...	1	1	1
Malignant neoplasm of other parts of mouth and mouth unspecified.	...	3	3	1	1	1
<i>Malignant Neoplasm of Digestive organs and peritoneum</i>								
Malignant neoplasm of oesophagus	...	6	6	2	2	...	1	...
Malignant neoplasm of stomach	...	6	6	2	...	1	3	...
Malignant neoplasm of large intestine, except rectum.	...	3	3	2
Malignant neoplasm of biliary passages and of liver (stated to be primary site).	...	2	2	1	1
Malignant neoplasm of liver (secondary and unspecified).	...	2	2	1	1	...

IN-PATIENTS

Name of Diseases	Remained on 1-1-53	Admitted	Total	Cured	Relieved	Otherwise	Died	Remain- ing under treatment on 31-12-53
1	2	3	4	5	6	7	8	9
Malignant Neoplasm of Respiratory System.								
Malignant neoplasm of trachea, and of bronchus and lung specified as primary.
Malignant neoplasm of lung and bronchus, unspecified as to whether primary or secondary
Malignant Neoplasm of Breast and Genito-Urinary Organs.								
Malignant neoplasm of breast	...	7	7	1	3	2	1	...
Malignant neoplasm of cervix uteri	...	13	13	2	3	5	3	2
Malignant neoplasm of corpus uteri	...	1	1	...	1
Malignant neoplasm of other parts of uterus, including chorionepithelioma	...	1	1
Malignant neoplasm of ovary, fallopian tube, and broadligament.	...	5	5	1	...	1	3	...
Malignant neoplasm of prostate	...	1	1	...	1
Malignant neoplasm of other and unspecified male genital organs	...	1	1	1
Malignant neoplasm of bladder and other urinary organs.	...	2	2	...	2
Malignant Neoplasms of other and Unspecified Sites.								
Malignant melanoma of skin	...	1	1	1
Other malignant neoplasm of skin	...	1	1
Malignant neoplasm of bone (including jaw bone).	...	2	2	1	1	...
Malignant neoplasm of connective tissue	...	4	4	1	2	1
Malignant neoplasm of other and unspecified sites.	...	5	5	...	1	3
Neoplasms of Lymphatic and Haematopoietic Tissues.								
Leukaemia and aleukaemia	...	1	1
Lymphatic leukaemia	...	1	1
Myeloid leukaemia	...	3	4	...	2	1	1	...
Acute leukaemia, unspecified type	...	1	1	1
Benign Neoplasm.								
Benign neoplasm of buccal cavity and pharynx.	...	3	3	2
Benign neoplasm of other parts of digestive system.	...	2	2	1
Benign neoplasm of breast	...	3	3	1	2
Uterine fibromyoma	...	21	21	13	6	2
Benign neoplasm of ovary	...	1	1
Benign neoplasm of other female genital organs.	...	3	3	...	2
Benign neoplasm of kidney and other urinary organs.	...	1	1	1
Piloid cyst	...	1	2	1	...	1
Benign neoplasm of brain and other parts of nervous system	...	1	1	...	1
Benign neoplasm of endocrine glands	...	1	1	1
Benign neoplasm of bone and cartilage	...	2	2	2
Lipoma	...	7	7	5	1
Other benign neoplasm of muscular and connective tissue.	...	8	8	6	2
Haemangioma and lymphangioma	...	3	3	2	1
Neoplasm of Unspecified nature.								
Neoplasm of unspecified nature of respiratory organs.	...	1	1
Neoplasm of unspecified nature of brain and other parts of nervous system.	...	1	1	1
Neoplasm of unspecified nature of other and unspecified organs.	...	1	1
III — Allergic, Endocrine system, Metabolic and Nutritional Diseases.								
Hay Fever	...	1	1
Asthma	...	98	98	5	79	4	6	4
Angioneurotic oedema	...	2	2	1	1
Urticaria	...	2	2	1	1
Other allergic disorders	...	13	13	2	11
Diseases of thyroid gland								
Simple goitre	...	2	2	2
Nontoxic nodular goitre	...	7	7	3	4
Thyrototoxicosis with or without goitre	...	9	9	1	3	4
Other diseases of thyroid gland	...	1	1	1
Diseases of thyroid (gland)	...	1	1	1
Diabetes Mellitus.								
Diabetes mellitus	3	49	52	1	15	23	12	1
Diabetes (Mellitus)(controlled)(familial)	1	1	1	...

IN-PATIENTS

Name of Diseases	Remained on 1-1-53	Admitted	Total	Cured	Relieved	Otherwise	Died	Remain- ing under treatment on 31-12-53
1	2	3	4	5	6	7	8	9
<i>Diseases of other Endocrine glands.</i>								
Diseases of pituitary gland	...	1	1	1
Polyglandular dysfunction and other diseases of endocrine glands.	...	1	1	1
<i>Avitaminoses and other metabolic diseases.</i>								
Scurvy	...	8	8	2	6
Osteomalacia	...	3	3	...	3
Vitamin A deficiency	...	15	15	...	10	2	3	...
Malnutrition, unqualified	...	32	33	3	14	5	8	3
Other and multiple deficiency states	...	11	125	4	66	15	40	11
Gout	...	1	1	...	1
Other metabolic disease	...	2	2	1	...	1
Other	...	1	1	1
IV—Diseases of the Blood and Blood-Forming Organs								
<i>Diseases of Blood and Blood-Forming Organs.</i>								
Pernicious and other hyperchromic anaemias.	...	1	1	1	...
Subacute combined degeneration of spinal cord.	...	4	4	...	2	2
Iron deficiency anaemias (hypochromic anaemias).	4	28	32	1	18	9	4	...
Other anaemias of specified type	1	...	1	1
Familial sclerotic jaundice	...	1	1	1
Anaemia of unspecified type	5	159	164	21	78	22	25	18
Haemophilia	...	2	2	...	1
ura apud other haemorrhagic conditions...	...	3	3	1	2
Other diseases of blood and blood-forming organs.	...	3	3	1	2
V.—Mental, Psychoneurotic and Personality Disorders.								
<i>Psychoses.</i>								
Hebephrenic type	...	3	3
Other—manic-depressive reaction	...	1	1
Senile psychosis	...	1	1
Alcoholic psychosis	...	1	1
Other and unspecified psychoses	...	2	2	1
<i>Psychoneurotic Disorders.</i>								
Anxiety reaction without mention of somatic symptoms.	1	5	6	5
Hysterical reaction without mention of anxiety reaction.	...	16	16	4	8	4
Phobic reaction	...	1	1	1
Other digestive manifestations specified as of psychogenic origin.	...	1	1
Psychogenic reactions affecting musculo-skeletal system.	...	1	1	1
Occupational neurosis	...	1	1
Asthenic reaction	...	1	1
<i>Disorders of Character, Behaviour and Intelligence.</i>								
Acute Alcoholism	...	1	1	...	1
Unspecified	...	287	287	2	284	1
Other drug addiction	...	3	3	1	1
VI.—Diseases of the nervous system and Sense Organs.								
<i>Inflammatory diseases of central nervous system.</i>								
Subarachnoid haemorrhage	...	2	2	1	1
Cerebral haemorrhage	...	7	7	1
Substituted "Cerebral aneurysm and terom-bosis Cerebrak aneurysm abd terinvisus"...	...	31	31	...	12	13	6	1
Other and ill-defined vascular lesions affecting central nervous system.	2	10	12	...	5	1	5	1
<i>Inflammatory diseases of central nervous system.</i>								
Meningitis, except meningococcal and tuberculosis.	1	8	9	2	1	1	5	...
Pneumococcus	...	1	1	1
Due to other specified organism	...	10	10	4	2	2	2	...
Unspecified cause	...	1	1
Intracranial and intraspinal abscess	...	4	4	1	1	...	2	...
Encephalitis, myelitis and encephalomyelitis (except acute infectious).	...	6	6	...	2	3	1	...
Multiplesclerosis	...	7	7	...	1	6
Insular sclerosis	...	1	1	...	1
<i>Other diseases of central nervous system</i>								
Paralysis agitans	...	3	3	...	2	1
Cerebral apastici infantile paralysis	...	1	1	...	7	1
Other cerebral paralysis	...	18	18	2	7	5	3	1

IN-PATIENTS

Name of Diseases	Remained on 1-1-53	Admitted	Total	Cured	Relieved	Otherwise	Died	Remain- ing under treatment on 31-12-53
1	2	3	4	5	6	7	8	9
Grandmal	...	4	4	...	3	1
Status epilepticus	...	5	5	...	1	...	4	...
Other and unspecified	...	4	4	...	3	...	1	...
Other diseases of brain	...	1	1	...	1
Other diseases of spinal cord	...	2	2	...	1	...	1	...
<i>Diseases of Nerves and peripheral ganglia.</i>								
Branchial neuritis	...	1	1	...	1
Sciatica	...	9	9	4	4	1
Other and unspecified forms of neuralgia and neuritis.	...	5	5	4	5
Other diseases of cranial nerves	...	1	1	1	...
Diseases of peripheral autonomic nervous system.	...	1	1	...	1
<i>Inflammatory diseases of eye.</i>								
Hordeolum (stye)	...	1	1	...	1
<i>Other diseases and conditions of eye.</i>								
Refractive errors	...	1	1
Strabismus	...	1	1	...	2
Other diseases of eye	...	4	4	...	2
<i>Diseases of Ear and Mastoid process.</i>								
Otitis externa	...	1	1
Unspecified	...	2	2	...	2
Otitis media with mastoiditis	...	1	1	...	1
Chronic	...	1	1
Mastoiditis without mention of otitis media	...	1	1
VII.—Diseases of the Circulatory system								
Rheumatic fever without mention of heart involvement.	...	5	5	...	5
Rheumatic fever with heart involvement	...	2	2	1	1
Active rheumatic pericarditis	...	2	2	...	2
Active rheumatic myocarditis	...	1	1
Chorea	...	1	1
With heart involvement	...	1	1
<i>Chronic Rheumatic heart Diseases.</i>								
Diseases of mitral valve	1	50	51	4	36	2	4	5
Diseases of aortic valve specified as rheumatic	...	1	1	...	1
Diseases of tricuspid valve	...	1	1	...	2
Other endocarditis specified as rheumatic	...	1	1	...	1
Other myocarditis specified as rheumatic	...	1	1	...	3
Other heart diseases specified as rheumatic	...	4	4
<i>Atherosclerotic and degenerative heart disease.</i>								
Arteriosclerotic heart disease, including coronary disease.	...	2	2	...	1
Heart disease specified as involving coronary arteries.	...	33	33	2	15	1	15	...
Angina pectoris without mention of coronary disease.	...	3	3	...	3
Chronic endocarditis not specified as rheumatic	...	1	1	1	...
Of aortic valve, not specified as rheumatic	...	9	9	...	4	1	3	1
Other	...	2	2	2	...
<i>Other diseases of heart.</i>								
Acute and subacute endocarditis	...	2	3	1	...	1	1	...
Other acute endocarditis	...	2	2
Acute myocarditis not specified as rheumatic	...	1	1	...	1	...	2	...
Toxic myocarditis	...	3	3	...	1
Heart block	...	1	2	1
Other disorders of heart rhythm	...	6	6	...	4	1	1	...
Congestive heart failure	...	5	129	1	62	6	56	...
Left ventricular failure	...	10	10	...	6	3	1	...
Other unspecified disease of heart	...	3	3	...	2
<i>Hypertensive disease.</i>								
Essential benign hypertension with heart disease.	...	2	2	1	1
Essential malignant hypertension with heart diseases.	...	2	2	1	1
Other and unspecified hypertensive heart disease.	...	8	8	...	6	2
Essential benign hypertension without mention of heart	...	37	38	1	23	8	4	2
Essential malignant hypertension without mention of heart.	...	1	1	...	1
Hypertension with arteriolar nephrosclerosis without mention of heart.	...	1	1	1
Other Hypertensive disease without mention of heart.	...	2	2	...	2

IN-PATIENTS

Name of Diseases	Remained on 1-1-53	Admitted	Total	Cured	Relieved	Otherwise	Died	Remaining under treatment on 31-12-53
1	2	3	4	5	6	7	8	9
Diseases of Arteries.								
General arteriosclerosis	...	1	1	1
With gangrene	...	1	1	1
Other	1	4	5	3	1	1
Gangrene of unspecified cause	...	1	1
Other diseases of arteries	...	1	1
Diseases of Veins and Other diseases of circulatory system.								
Varicose veins of lower extremities	...	11	11	7	4
Haemorrhoids	3	76	79	67	8	3	...	1
Phlebitis and thrombophlebitis of lower extremities	...	2	2	2	1	1
Phlebitis and thrombophlebitis of other sites	...	2	2	...	1	...	1	...
Certain diseases of lymph nodes and lymph channels	...	2	2	1	1
Lymphadenitis, unqualified	...	21	21	10	10	1
VII.—Diseases of the Respiratory system								
Acute upper respiratory infections.								
Acetabulitis	...	1	1
Acute tonsillitis	...	21	21	13	7	1
Acute laryngitis and tracheitis	...	1	1	...	1
Influenza—Pneumonia.								
Lobar pneumonia	4	410	414	364	7	6	30	7
Bronchopneumonia	1	83	84	32	16	4	32	...
Primary atypical pneumonia	...	10	10	8	1
Pneumonia, other and other and unspecified	...	2	2	...	1
Bronchitis.								
Acute bronchitis	1	19	20	12	7
Chronic bronchitis	...	5	5	...	3	1
Other diseases of respiratory system								
Hypertrophy of tonsils and adenoids	4	601	605	567	21	4	...	12
Peritonsillar abscess (quinsy)	...	6	6	4	2
Chronic sinusitis	...	4	4	2
Deflected nasal septum	...	1	1	1
Empyema	...	1	1	1
Pleurisy	...	1	8	1	5
Without mention of effusion or tuberculosis	...	18	19	11	9	2
With effusion mention of a bacterial cause other than tuberculosis	...	13	13	4	9
Other specified forms of effusion, except tuberculosis	...	2	2	...	1
Spontaneous pneumothorax	...	5	5	1	3
Abscess of lung	...	4	4	1	...	2
Pulmonary congestion and hypostasis	...	2	2
Other specified pneumoconiosis and pulmonary fibrosis of occupational origin	...	1	1	1
Bronchiectasis	1	12	13	1	6	5	1	...
Other diseases of lung and pleural cavity	...	7	7	...	1	1
IX—Diseases of the Digestive System								
Dental caries								
Dental caries, unqualified	...	1	1	1
Abscesses of supporting structures of teeth	...	5	5	2	2	1
Periodontal	...	5	5	2
Other inflammatory diseases of supporting structures of teeth	...	2	2	1	1
Periodontitis (pyorrhoea, inflammatory)	1	3	4	1	2	1
Disorders of occlusion, eruption and tooth development	...	9	9	5	2	2
Disorders of first dentition	...	15	15	6	7	1
Tooth-ache from unspecified cause	...	2	2	1
Stomatitis	...	7	7	1	2	5
Diseases of salivary glands	...	2	2	1	1
Other diseases of buccal cavity	...	4	4	3
Diseases of Stomach and Duodenum.								
Ulcer of stomach	...	8	8	4	2	1	...	1
Without mention of perforation	...	5	5	2	2	...	1	...
With perforation	...	3	3
Ulcer of duodenum	1	17	18	6	6	5	...	1
Without mention of perforation	...	9	9	6	1	2
With perforation	...	13	13	8	...	1	4	...
Gastrojejunal ulcer	...	1	1
Without mention of perforation	...	1	1
Gastritis and duodenitis	...	20	20	6	12	2
Disorders of gastric secretion	...	4	4	...	4
Other	...	1	1	...	1
Other diseases of stomach and duodenum	...	7	7	2	2	3
Other gastric fistula	...	1	1	1

IN-PATIENTS										
Name of Diseases	Remained on 1-1-53	Admitted	Total	Cured	Relieved	Otherwise	Died	Remaining under treatment on 31-12-53		
	2	3	4	5	6	7	8	9		
<i>Appendicitis.</i>										
Acute appendicitis	1	12	13	8	5		
Without mention of peritonitis	...	12	12	6	6		
With peritonitis	...	16	16	8	7	1		
Appendicitis; unqualified	...	1	1	1		
Other appendicitis	1	41	42	32	10		
Other diseases of appendix	1	4	5	5		
<i>Hernia of Abdominal Cavity.</i>										
Hernia of abdominal cavity without mention of obstruction.	6	71	77	63	1	6	...	7		
Inguinal	2	105	107	101	5	1		
Femoral	...	1	1	...	1		
Umbilical	...	5	5	2	...	3		
Ventral incisional	...	4	4	4		
Other specified site	...	1	1	1		
Unspecified site	...	15	15	14	1	...		
Hernia of abdominal cavity with obstruction.	...	4	4	3	1		
Inguinal	...	8	8	6	2		
Ventral incisional	...	2	2	2		
Unspecified site	...	5	5	2	2	...	1	...		
Intestinal obstruction without mention of hernia.	...	6	6	2	1	2	1	...		
Intussusception	...	2	2	2		
Mesenteric infarction	...	1	1	1		
Volvulus	1	4	5	3	1	...	1	...		
Impaction of intestine	...	1	1	1		
Other	...	6	6	2	3	...	1	...		
Gastro-enteritis and colitis, except ulcerative, age 4 weeks.	...	36	36	7	9	1	18	...		
Ages between 4 weeks and 2 years	...	13	13	2	2	1	7	1		
Ages 2 years and over	...	3	3	2		
Chronic enteritis and ulcerative Colitis	4	26	30	10	18	2		
Ulcerative colitis	...	2	2	...	2		
Other	...	24	24	...	22	...	2	...		
Functional disorders of intestines	...	1	1	1		
Constipation	...	1	1	...	1		
Irritability of colon	...	1	1	...	1		
Anal fissure and fistula	2	89	91	60	25	3	...	3		
Abscess of anal and rectal regions	...	28	28	17	10	1		
Peritonitis	...	4	4	1	3	...		
Peritoneal adhesion	...	3	3	1	2		
Other diseases of intestines and peritoneum.	...	18	18	6	3	2	6	1		
<i>Diseases of Liver, Gallbladder and Pancreas.</i>										
Acute and subacute yellow atrophy of liver	...	1	1	1	...		
Cirrhosis of liver	1	13	14	1	4	4	4	...		
Without mention of alcoholism	1	26	27	1	17	1	6	3		
With alcoholism	...	4	4	1	1	1	1	...		
Suppurative hepatitis and liver abscess	2	4	4	...	3	1		
Other diseases of liver	...	4	4	2	2		
Cholelithiasis	...	7	8	2	6		
Cholecystitis without mention of Calculi	...	8	8	5	2	...	1	...		
Empyema	...	1	1	1	...		
Other diseases of gallbladder and biliary ducts.	...	3	3	2	...	1		
Diseases of pancreas	...	2	2	...	1	1		
Acute Pancreatitis	...	1	1	1	...		
Other diseases of pancreas	...	1	1		
X.—Diseases of the Genito-Urinary System.										
Acute nephritis	1	5	6	1	3	...	1	1		
Nephritis with oedema, including nephrosis	...	5	5	1	2	...	1	1		
Renal disease	...	1	1	1	...		
Chronic nephritis	...	2	2		
<i>Other Diseases of Urinary System.</i>										
Diseases of Kidney	2	24	26	13	10	3	...	1		
Pyelitis, pyelocystitis and pyelonephritis	1	1	2	1		
Hydronephrosis	...	2	2	2		
Calculi of kidney and ureter	1	31	32	16	11	5	...	1		
Other diseases of kidney and ureter	...	4	4	...	2	1		
Calculi of other parts of urinary system	...	28	28	22	2	1	3	...		
Cystitis	...	1	1	...	1		
Other diseases of bladder	1	9	10	5	3	1	1	...		
Urethritis (nonvenereal)	...	3	3	2	1		
Stricture of urethra	1	10	11	6	3	2	...	1		
Other diseases of urethra	...	7	7	1	4	1	...	1		
<i>Diseases of male genital organs.</i>										
Hyperplasia of prostate	...	18	18	12	5	1		
Prostatitis	...	3	3	2	1		
Other diseases of prostate	...	4	4	1	1	2		
Hydrocele	20	397	417	408	9		
Orchitis and epididymitis	...	14	14	9	5		
Redundant prepuce and phimosis	...	6	6	2	4		
Sterility, male	...	3	3	3		
Other diseases of male genital organs	1	32	33	26	5	1	...	1		

Name of Diseases	IN PATIENTS								Remain under treatment on 31-12-53
	Remained on 1-1-53	Admitted	Total	Cured	Relieved	Otherwise	Died		
	2	3	4	5	6	7	8	9	
Diseases of Breast, Ovary, Fallopian tube and Parametrium.									
Chronic cystic disease of breast	...	4	4	3	1
Other diseases of breast	...	8	8	3
Acute mastitis not associated with lactation	...	7	7	...	7
Hypertrophy of breast	...	1	1	1
Acute salpingitis and oophoritis	...	1	1	1
Chronic salpingitis and oophoritis	...	1	1
XII.—Diseases of the Skin and Cellular Tissue									
Boil and carbuncle	...	1	1	1
Of face	...	2	2	1
Of neck	...	2	2	2
Of trunk	...	1	1
Of other parts of lower extremity	...	2	2	1
Of other and multiples sites	...	2	2	1
Of unspecified site	...	1	1
Cellulitis of finger and toes	...	1	5	6	4	1	1
Of head and neck	13	13	10	2	1
Of trunk	...	1	48	49	27	15	5	1	...
Of upper arm and forearm	19	19	10	6	2
Of hand, except fingers	19	19	8	9	1
Of leg	37	37	27	8	1
Of foot, except toes	12	12	5	4
Of other, multiple and unspecified sites	8	8	3	4	1
Other cellulitis and abscess of trunk	1	1
Other diseases of skin and subcutaneous tissue.									
Seborrhoeic dermatitis	2	2	...	1
Unqualified	2	2	1
Other and unqualified erythematous condition.	3	3	...	2
Other and unspecified pityriasis	1	1	...	1
Pruritus and related conditions	1	1
Other pruritus conditions	1	1
Corns and callosities	1	1
Keloid scar	2	2	1
Other diseases of sebaceous glands	2	2	2
Chronic ulcer of skin	1	27	28	16	8	2	...
Other diseases of skin	5	5	2	2
XIII.—Diseases of the Bones and Organs of Movement.									
Acute arthritis due to phyogenic organisms	...	5	5	3	2
Acute nonphyogenic arthritis	...	6	6	2	3
Rheumatoid arthritis and allied conditions	...	3	4	1	2	1
Rheumatoid arthritis	...	6	6	3	2
Spondylitis ankylopoietica	...	2	2	...	2
Osteo-arthritis (arthrosis) and allied conditions.	...	1	8	9	4	3
Osteo-arthritis (arthrosis)	...	1	11	12	9	2
Spondylitis osteo-arthritis	6	7	4	3
Other specified forms of arthritis	13	13	4	6	2
Arthritis, unspecified	3	3	3
Muscular rheumatism	1	1	...	1
Lumbago	4	4	2	2
Other muscular rheumatism, fibrositis and myalgia.	4	4	2	1
Rheumatism unspecified	1	1	1
Chronic rheumatism	3	3	...	2
Osteomyelitis and other diseases of bone and joint.									
Osteomyelitis and perostitis	2	2	1	1
Acute osteomyelitis	4	4	...	2	2
Chronic osteomyelitis	21	21	11	6	3
Unspecified osteomyelitis	10	10	3	2	4
Other diseases of bone	2	2	2
Internal derangement of knee joint	1	1	1
Displacement of intervertebral disc.	1	1	1
Affection of sacro-iliac joint	1	1
Ankylosis of joint	1	1	...	1
Other diseases of joint	3	3	1	1	1
Other diseases of musculoskeletal system									
Synovitis, bursitis and tenosynovitis without mention of occupational origin	7	7	1	2	1
Other diseases of muscle, tendon and fascia.	1	1	...	1
Inborn defect of muscle	2	2	...	2
Other	4	4	...	2	2
Other deformities	2	2	1	1

IN-PATIENTS

Name of the Diseases	Remained on 1-1-52	Admitted	Total	Cured	Relieved	Otherwise	Died	Remaining under treatment on 31-12-52
	1	2	3	4	5	6	7	8
XIV.—Congenital Malformations.								
Spina bifida and meningocele	...	2	2	1	...	1
Congenital hydrocephalus	...	3	3	...	1
Other congenital malformations of nervous system and sense organs.	...	4	4	3
Other	...	4	4	...	1	2
Congenital malformations of circulatory system.	...	4	4	2	...	2
Tetralogy of Fallot	...	1	1	1
Patent ductus arteriosus (Botalli)	...	1	2	1
Other and unspecified malformations of heart.	...	1	1	...	1
Cleft palate and harelip	...	6	6	3	3
Other	...	1	1	1
Undescended testicle	...	2	2	1
Polycystic disease of kidney	...	1	1	...	1
Congenital abnormalities of lumbosacral region.	...	1	1	1
Other congenital malformations of bone and joint.	...	1	1	1
Of respiratory system	...	1	1	...	1
Of muscle	...	1	1
XV.—Certain Diseases of Early Infancy.								
Intracranial and spinal injury at birth	...	3	3	3	...
Without mention of immaturity	...	2	2	...	2
With immaturity	...	1	1
Pneumonia of newborn	...	10	10	9	1
Without mention of immaturity	...	20	20	10	5	2	3	...
With immaturity	...	2	2	2
Diarrhoea of newborn	...	18	18	1	10	7
Without mention of immaturity	...	39	39	7	7	5	20	...
With immaturity	...	1	1	1
Other sepsis of new born—without mention of immaturity.	...	1	1	1
Septicaemia	...	1	1	1
<i>Other diseases peculiar to early infancy</i>								
Erythroblastosis, without mention of nervous affection or immaturity	...	1	1
Nutritional maladjustment	...	3	3	...	3
Malnutrition of infants under 1 year of age...	...	3	3	2	...
Ill-defined diseases peculiar to early infancy.	...	2	2	1	1	...
Without mention of immaturity	...	1	1
With immaturity	...	1	1	2	1
Immaturity subsidiary to some other cause...	...	1	1	2	1
Immaturity unqualified	...	3	3	...	3
XVI.—Symptoms, Senility, and Ill Defined conditions								
Certain symptoms referable to nervous system and special senses	...	4	4	1
Coma and stupor	...	9	9	1	4	...	4	...
Convulsions	...	11	11	...	1
Abnormal involuntary movements	...	3	3	1	2
Vertigo	...	2	2	...	2
Disturbance of sleep	...	1	1	1	...
Disturbance of vision except defective sight.	...	1	1
Encephalopathy	...	5	5	1	4
Tachycardia	...	9	9	3	3	...	3	...
Acute heart failure, undefined	...	6	8	3	3	2
Syncope or collapse	...	2	3	1	2	...
Oedema and dropsy (not of newborn)	...	1	1	1	1
Enlargement of lymph node.	...	3	3	1	1	1
Splenomegaly	...	6	6	1	...	1	3	1
Shock without mention of trauma	...	3	3	...	3
Symptoms referable to respiratory system—								
Haemoptysis	...	5	5	2	3
Dyspnoea	...	1	1	...	1
Pain in chest	...	8	8	5	1	1	...	1
Nausea and vomiting	...	1	1	1
Dysphagia	...	6	6	2	3	1
Haematemesis	...	16	16	16	...
Jaundice	...	82	83	19	49	5	8	2
Abdominal pain	...	183	187	90	22	12	63	...
Diarrhoea, age 2 years and over	...	19	19	3	15	1
Symptoms referable to genito-urinary system								
Retention of urine	...	11	11	2	5	2	...	2
Incontinence of urine	...	14	14	3	10
Oliguria, anuria (not of newborn)	...	1	1	...	1
Priapism	...	1	1
Pain referable to genital organs, including								
dyspareunia	...	1	1	...	1
Swelling of limbs	...	3	3	...	1	2
Pain in back	...	3	3	1	2	...
Dehydration	...	3	3

IN PATIENTS

Name of Diseases	Remained on 1-1-53	Admitted	Total	Cured	Relieved	Otherwise	Died	Remain
								ing under treatment on 31-12-53
	2	3	4	5	6	7	8	9
Pyrexia of unknown origin	7	345	352	237	27	38	44	6
Other specified symptoms not classifiable elsewhere								
Albuminuria, unqualified					3	2		
Haematuria								
Senility and ill-defined diseases								
Nervousness								
Debility and undue fatigue								
Headache	2		2					
Uraemia unqualified		5	5					
Observation, without need for further medical cure				1				
Unspecified	1	2	2					
Senility without mention of psychosis		1	1					
Athenia		1	1					
Ill-defined and unknown causes of morbidity and mortality		1	1					
Other ill-defined conditions		1	1					
Other, unknown and unspecified causes		1	1					
XVII.—Accidents, Poisonings, and Violence								
<i>Accidental poisoning by solid and liquid substances</i>								
Accidental poisoning by morphine and other opium derivatives		10	10	7	2			
Accidental poisoning by barbituric acid and derivatives	3	3				3		
Accidental poisoning by alcohol		1	1					
Accidental poisoning by petroleum products	3	3			2			
Accidental poisoning by arsenic and antimony and their compounds		1	1					
Accidental poisoning by other and unspecified solid and liquid substances		4	4	2				
<i>Accidental falls</i>								
Other falls from one level to another		1	1	1				
Inhalation and ingestion of other object causing obstruction or suffocation		3	3					
Fall on same level		1	1	1				
Accidents caused by bites and stings of venomous animals and insects		23	23	20				
Inhalation and ingestion of other object causing obstruction or suffocation		3	3	2				
<i>Complications due to nontherapeutic medical and surgical procedures</i>								
Post-immunization jaundice and hepatitis		1	1	1				
Assault by cutting and piercing instruments		2	2	1				
Assault by other means		1	1	1				
N. XVII.—Alternative Classification of Accidents, Poisonings, and Violence (Nature of Injury)								
<i>Fractures of skull, spine and trunk</i>								
Fracture of vault of skull		15	15	9	4			
Fracture of base of skull		3	3	2	1			
Fracture of face bones		6	7	2	4			
Other and unqualified skull fractures		1	1					
Multiple fractures involving skull or face with other bones		5	5					
Fracture and fracture dislocation of vertebral column without mention of spinal cord lesion		11	11	2	6			
Fracture and fracture dislocation of vertebral column with spinal cord lesion		2	2		2			
Fracture of rib(s) and sternum		8	8	1	6			
Fracture of pelvis		9	10	2	7			
Multiple, and ill-defined fracture of trunk		2	2		1			
<i>Fracture of upper limb</i>								
Fracture of clavicle		5	5	2	3			
Fracture of scapula		4	4	4				
Fracture of humerus		6	6		3			
Fracture of radius and ulna		21	22	2	17			
Fracture of carpal bone(s)		1	1					
Fracture of metacarpal (bone)s		5	5	2	3			
Fracture of one or more phalanges of hand		8	8	4	4			
Other, multiple, and ill-defined fractures of upper limb		2	2					
Multiple fractures involving both upper limbs, and upper limb with rib(s) sternum		7	7		4	2		

ADMITTED

IN-PATIENTS

Name of Diseases	Remained on 1-1-53	Admitted	Total	Cured	Relieved	Otherwise	Died	Remain- ing under treatment on 31-12-53
Fractures of lower limb								
Fracture of neck of femur	...	14	14	10	1	2	1	...
Fracture of other and unspecified parts of femur	...	14	15	2	9	3	1	...
Fracture of patella	...	7	7	2	5
Fracture of tibia and fibula	...	3	3	...	2	1
Fracture of ankle	...	5	6	2	2	2
Fracture of one or more tarsal and metatarsal bones	...	11	11	2	7	2
Fracture of one or more phalanges of foot	...	2	2	...	1	1
Other, multiple, and ill-defined fractures of lower limb	...	2	2	1	1
Multiple fractures involving both lower limbs, lower with upper limb, lower limb(s) with rib(s) and sternum	...	4	5	1	3	1
Dislocation of shoulder	...	2	3	2	1
Dislocation of elbow	...	1	1	...	1
Dislocation of hip	...	3	3	1	1
Sprains and strains of joints and adjacent muscles								
Sprains and strains of elbow and forearm	...	1	1
Sprains and strains of shoulder and upper arm	...	1	1	1
Sprains and strains of wrist and hand	...	1	1	...	1
Sprains and strains of knee and leg	...	2	2	2
Sprains and strains of ankle and foot	...	1	1	...	1
Sprains and strains of sacro-iliac region	...	6	6	4	2
Sprains and strains of other and unspecified parts of back	...	1	1
Other and ill-defined sprains and strains	...	1	1	1
Head injury (excluding skull fracture)								
Open wound of scalp	...	2	158	160	80	72	6	1
Contusion and haematoma of scalp	...	20	20	7	12	11	2	1
Concussion	...	25	25	12	11	2	1	1
Subarachnoid, subdural, and extradural haemorrhage following injury (without mention of cerebral laceration or contusion)	...	2	2	1
Other and unspecified intracranial haemorrhage following injury (without mention of cerebral laceration or contusion)	...	10	10
Head injury of other and unspecified nature	...	16	16	6	8
Cerebral irritation	...	1	1	1
Internal injury of chest, abdomen, and pelvis								
Traumatic pneumothorax and haemorrhax	...	7	8	1	5	2
Injury to heart and lung	...	2	2	2
Injury to other and unspecified intrathoracic organs	...	1	1	1
Injury to gastro-intestinal tract	...	3	3	1	1	1
Injury to liver	...	1	1	1
Injury to pelvic organs	...	1	1	1
Laceration and open wound of face, neck and trunk								
Open wound of eye and orbit	...	10	10	3	5	2
Enucleation of eye	...	3	3	2
Open wound of ear	...	1	1	1
Other and unspecified laceration of face	...	17	17	7	8	2
Open wound of neck	...	3	3	3
Open wound of chest	...	10	10	8	1
Open wound of back	...	3	3	2	1
Open wound of buttock	...	3	3	2	1
Multiple and unspecified open wounds of face, neck and trunk	...	8	8	4	2	2
Open wound of shoulder and upper arm	...	4	4	4
Open wound of elbow and forearm, and wrist not involving tendons	...	11	11	5	3	3
Open wound of wrist involving tendon(s)	...	1	1	1
Open wound of hand, except finger(s)	...	4	4	4
Open wound of finger(s)	...	8	8	3	4	1
Multiple and unspecified open wounds of one upper limb	...	2	2	1	1
Traumatic amputation of other finger(s)	...	2	2	1	1
Traumatic amputation of arm and hand	...	1	1
... Laceration and open wounds of multiple location								
Open wound of hip and thigh	...	5	5	4	1
Open wound of knee, leg (except thigh), and ankle not involving tendons	...	11	11	9	...	1
Open wound of ankle involving tendons	...	1	1	1
Open wound of foot except toe(s)	...	12	12	8	4
Open wound of toe(s)	...	2	2	1
Multiple and unspecified open wounds of one lower limb	...	3	3	1	1
Traumatic amputation of tow(s)	...	1	1	...	1
Traumatic amputation of foot	...	2	2	1	1

Name of Diseases	IN-PATIENTS								Remain- ing under treatment on 31-12-53
	Remained on 1-1-53	Admitted	Total	Cured, Discharge	Relieved	Otherwis e	Died		
	2	3	4	5	6	7	8	9	
Laceration and open wounds of Multiple location									
Multiple open wounds of both upper limbs...	3	3	3	1					
Multiple open wounds of both lower limbs...	2	2	2	1					
Multiple open wounds of both upper and lower limb(s)	1	1	1	1					
Multiple open wounds of both hands	5	5	5	3					
Multiple open wounds of both trunk and limb	4	4	4	4					
Multiple open wounds of both head and trunk	2	2	2	1					
Multiple open wounds of unspecified location	1	1	1	1					
Superficial injury									
Superficial injury of face and neck	1	1	1	1					
Superficial injury of trunk	6	6	6	4					
Superficial injury of elbow, forearm, and wrist	3	3	3	2					
Superficial injury of hip, thigh, leg, and ankle	6	6	6	3					
Superficial injury of foot and toe(s)	3	3	3	2					
Superficial injury of other, multiple, and unspecified sites	14	14	14	6					
Contusion and crushing with intact skin surface									
Contusion of face and neck, except eye(s)	2	54	56	35					
Contusion of eye and orbit	1	6	6	3					
Contusion of trunk	1	35	36	25					
Contusion of shoulder and upper arm	2	2	2	2					
Contusion of elbow, forearm, and wrist	2	2	2	2					
Contusion of hand(s), except fingers	2	2	2	1					
Contusion of finger(s)	4	4	4	2					
Contusion of hip, thigh, leg, and ankle	5	5	5	5					
Contusion of foot and toe(s)	8	8	8	7					
Contusion of other, multiple, and unspecified sites	1	1	1	1					
Effects of foreign body entering through orifice									
Foreign body in pharynx and larynx	1	1	1	1					
Foreign body in digestive tract	2	2	2	2					
Foreign body in genito-urinary tract	1	1	1	1					
Burns									
Burn confined to eye	1	1	1	1					
Burn confined to face, head, and neck	4	4	4	1					
Burn confined to trunk	11	11	11	4					
Burn confined to upper limb(s), except wrist and hand	15	15	15	8					
Burn confined to wrist(s) and hand(s)	5	5	5	1					
Burn confined to lower limb(s)	2	14	14	4					
Burn involving face, head, and neck, with limb(s)	2	11	13	1					
Burn involving trunk with limb(s)	1	20	21	8					
Burn involving face, head, and neck with trunk and limb(s)	2	27	29	1					
Burn involving other and unspecified parts	3	19	22	7					
Injury to nerves and spinal cord without bone injury									
Injury to optic nerve(s)	4	4	4	1					
Injury to other cranial nerve(s)	1	1	1	1					
Injury to nerve(s) in upper arm	1	1	1	1					
Effects of poison									
Poisoning by alcohol	1	1	1	1					
Poisoning by petroleum products	3	20	23	9					
Poisoning by corrosive aromatics, acids, and caustic alkalis	2	17	19	2					
Poisoning by lead and its compounds	1	8	9	1					
Poisoning by other gases and vapours	1	1	2	1					
Poisoning by morphine and other opium derivatives	2	11	13	1					
Poisoning by other analgesic and soporific drugs	1	1	2	1					
Poisoning by belladonna, hyoscine, and strychnine	1	1	2	1					
Poisoning by venom	1	1	2	1					
Poisoning by other and unspecified substances	1	22	23	7					
Effects of heat and insolation	1	1	2	1					
Effects of hunger	2	2	4	1					
Motion (travel) sickness	2	2	4	2					

IN-PATIENTS										
Name of Diseases	Remained on 1-1-53	Admitted	Total	Cured	Relieved	Otherwise	Died	Remaining under treatment on 31-12-53		
	2	3	4	5	6	7	8	9		
Other and unspecified injuries and reactions										
Electrocution and nonfatal effects of electric currents		6	6	4	2					
Other general effects of external causes		2	2	1						
Certain early complications of trauma—air embolism		1	1							
Shock		1	1							
Traumatic anuria (crush syndrome)		1	1							
Injury of other and unspecified nature		2	2	1						
Face and neck except eye(s)		11	11	2	7	2				
Trunk		2	2		2					
Shoulder and upper arm		1	1		1					
Elbow, forearm and wrist		2	2	1	1					
Hand(s), except finger(s)		5	5	4	1					
Finger(s)		2	2	2						
Knee, leg except thigh, ankle and foot		3	3	1						
Other specified sites, including multiple		3	3		3					
Reactions and complications due to non-therapeutic medical and surgical procedures		1	1	1						
Postvaccinal encephalitis		1	1	1						
Early complications of the surgical procedure.		2	2		1					
Supplementary Classifications for Special Admissions, Liverbirths, and Stillbirths										
Medical or special examination Without complaint or finding indicating need of observation or medical care	30	184	214	91		121		2		
Total	238	8613	8851	4073	2581	1032	926	239		

APPENDIX No. 4.

Summary of operations performed of the Municipal General Hospital, Sion, Bombay 22.

Class of Operations	Nature of Operations	Remained on 1-1-53	Admitted	Total	Cured	Relieved	Otherwise	Died	Re-mained on 31-12-53	Out-door operated
		3	4	5	6	7	8	9	10	11
Operations on tumours	Removal by excision or other methods.		41	41	36	4	1			133
Operations on Cyats	Removal by enucleation or excision.									96
Operations on Cysts	Incision, drainage, etc.		5	5	4					26
Operations on abscesses	For acute abscess—incision...	1	185	186	164	19			2	1,628
do	For chronic abscess—incision and drainage.		3	3	3					9
do	For chronic abscess—other operations.		19	19	15	2	1			190
Removal of foreign bodies.	From the natural passages (excluding the external ear and urethra).									24
do	Impacted or embedded (except in the eye-ball).		7	7	4	3				24
Operations on arteries....	Ligature		4	4	3	1				
Operations on veins...	Ligature		1	1	1					
	For varix—excision or ligature.		3	3	2	1				
Operations on lymphatics.	Removal of glands (except from neck) by excision...		17	17	15	1				
do	Other operations		8	8	7	1				
Operations on nerves...			11	12		12				
Operations on the skin and subcutaneous tissues.	Plastic operations (except of face, lips and generative organs).		4	4	4					
do	Repair of wounds	1	249	250	130	117	3			217
do	Skin grafting		81	78	61	16				15
do	Ulcers									
do	Removal of sinuses		6	6	5	1				
do	Removal of Carbuncles									
do	Removal of other tissues		2	2	2					91
do	Other operations		4	4	4					23

Class of Operations	Nature of Operations	Re- mained on 1-1-53	Admit- ted	Total	Cured	Reliev- ed	Other- wise	Died	Re- mained patients on 31-12-53	Out-door patients operated
1	2	3	4	5	6	7	8	9	10	11
Operations on bones (excluding amputations).	Obsteotomy, osteoclastis ...	2	2	2	2	2	2	2		
do	Wiring, plating or otherwise uniting fractured bones.	18	18	18	14	4				
do	Removal of sequestra.	23	23	23	23					10
do	Other operations	16	16	16	14	2				
Operations on joints (excluding disarticulation).	Reduction of dislocation ...	1	1	1	1					
do	Tapping or aspiration with or without irrigation.	2	2	2	2					100
do	Arthrectomy or erosion ...	1	1	1	1					
do	Other operations	1	1	1	1					
Operations on muscles, tendons, bursae and fasciae.	Union of a divided muscle or tendon.	6	6	6	6					
do	Incision or removal of inflamed bursae.	6	6	6	5	1				1
do	Other operations	1	1	1	1					
Amputations and disarticulations.	Shoulder	1	1	1	1					
do	Arm	3	3	3	2	1				
do	Elbow	9	9	9	9					
do	Wrist and hand	7	7	7	5	2				
do	Thigh	2	2	2	2					
do	Ankle and foot	6	6	6	4	1	1			
Operations on the skull.	Trephining	2	2	2	2					
do	Elevation of depressed bone, with or without trephining	11	11	11	6	2	2	2	2	1
do	Other operations	7	7	7	7					
Operations on the brain and meninges.	For abscess, tumour or cyst	2	2	2	1	1				
do	Other operations	1	1	1						
Operations on the spine, spinal cord and meninges.	Lumber puncture	8	8	8	7	1				
do	Other operations	1	1	1	5					
Operations on the face.	For hare-lip	5	5	5	5					
do	Other plastic operation on face and lips.	1	1	1	1					
do	Other operations									
Operations on the salivary glands.		7	7	7	6	1				
Operations within the mouth and on the nasopharynx.	Removal of tonsils	4	589	593	575	9			8	
do.	Incision of tonsillar or peritonsillar abscess.	2	2	2	1	1				
do.	Dental operations extraction	1	1	1	1					259
do.	Dental operations filling	1	1	1	1					
do.	Dental operations other dental operations.	1	1	1	1					
do.	Dental operations, other operations.									2
Operations on the nasal cavities and accessory sinuses.	Removal of polypus or benign new growth.	1	1	1	1					
Operations on the larynx, trachea and bronchi.	Tracheotomy	1	1	1	1					
Operations on the thyroid and parathyroid glands.	Partial removal of gland or removal of cyst or tumour	7	8	8	7	1				
do	Other operations	2	2	2	1	1				
Operations on the neck.	Excision of glands	11	11	11	8	3				
do.	Other operations	3	13	13	2	11				
Operations on the oesophagus.	Removal of foreign body	2	2	2	2					
do	Other operations	1	1	1	1					
Operations on the breast.	Excision of breast-simple and partial.	3	3	3	3					3
do.	Excision of breast-Radical, with lymphatics.	5	5	5	5					
do.	Removal of cyst or new growth.	7	7	7	6	1				1
do.	Other operations	2	2	2	1	1				
Operations on the thorax and its contents.	Incision and drainage of pleural cavity.	1	1	1	1					
do.	Artificial pneumothorax	3	3	3	3					
do.	Other operations	8	8	8	7					1
Operations on the abdominal wall and cavity.	For inguinal hernia—for radical cure.	6	197	203	187	10	1	1	4	
do.	For inguinal hernia—for strangulation.	17	17	17	16			1		
do.	For other forms of hernia...	7	7	7	6	1				

Class of Operations	Nature of Operations	Re- mained on 1-1-53	Admit- ted	Total	Cured	Reliev- ed	Other- wise	Died	Re- mained on 31-12-53	Out-door patients on operated
1	2	3	4	5	6	7	8	9	10	11
do.	Paracentesis abdominis	...	4	4	3	1
do.	Exploratory laparotomy	...	19	19	16	2	...	1
do.	Other operations	...	6	6	4	2
Operations on the stomach.	Gastro-enterostomy	...	5	5	4	1	...
	Partial gasterctomy with anastomosis.	...	10	10	7	2	...	1
	Other operations	...	3	3	2	1	...
Operations on the intestines.	Appendicectomy	1	57	58	54	2	1	...	1	...
	Opening of appendicular or other abscess	...	8	8	8
do.	Caecostomy, colostomy	...	11	11	8	1	...	2
do.	Intestinal anastomosis	...	10	10	8	2
do.	Reduction of internal hernia intussusception, or volvulus, with or without resection of gut.	1	2	3	2	1
do.	Suture for perforation or wound of gut.	...	15	15	12	2	...	1
do.	Other operations	...	2	2	1	1
Operations on the rectum and anus.	For haemorrhoids	1	64	65	42	21	2	...
	Incision or excision of anal fissure.	...	20	20	18	2	6
	Incision or excision fistula in ano.	3	81	84	72	10	1	...	1	...
	Incision of ischio-rectal abscess.	...	22	22	16	4	2	18
	For prolapse of rectum	...	3	3	2	1
	Sigmoidoscopy	1	2	3	1	2
	Other operations	...	3	3	2	1
Operations on the liver gall bladder and bile-ducts.	Incision of abscess or cyst.	...	1	1	1
	Paracentesis of abscess or cyst.	...	1	1	1
	Cholecystectomy	...	4	4	2	...	1
	Cholecystectomy	...	8	8	7	1
	Other operations	...	3	3	2	1
Operation on the spleen.		...	1	1	1
Operations on the kidneys and ureters.	Nephrotomy and nephro-lithotomy.	...	1	1	1
	Nephrectomy	...	8	8	7	...	1
	Other operations	...	12	12	11	1
Operations on the bladder.	Cystoscopy	3
	Introduction of catheter or sound.	...	1	1	1	107
	Puncture	...	9	9	9
	Cystotomy, cystostomy	...	10	10	6	3	...	1
	Lithotomy supra-pubic	...	16	16	14	2
	Other operations	...	1	1	1
Operations on the prostate.	Prostatectomy	...	14	14	2
Operations on the urethra.	Dilatation of stricture	...	11	11	6	3	2	18
	Removal of calculus or foreign body.	...	1	1	1
	Other operations	...	4	4	3	1
Operations on the male generative organs.	Circumcision	...	13	13	12	1	92
	For paraphimosis and phimosis.	...	2	2	1	1
	Amputation of penis, partial complete.	...	2	2	2	11
	Puncture or incision of tunica vaginalis for hydrocele or haematocele	...	7	7	5	2	47
	For varicocele	...	2	2	2
	Radical cure of hydrocele...	18	554	372	241	25	6	...
	Excision of elephantoid scrotum/and/or penis.	...	9	9	7	1	1	...
	Removal of testis	...	8	8	8
	Other operations	...	47	47	46	1	100
Total		40	2,571	2,611	2,221	332	15	15	38	3,568

APPENDIX No. 5.
MUNICIPAL GENERAL HOSPITAL, SION.
ANNAPURNABAI DESHMUKH HOSPITAL FOR WOMEN
Statement of Gynaec & Maternity Cases

Nature of Diseases	IN-PATIENTS										
	Remain- ed on 1-1-53	Admit- ted	Total	Cured	Reliev- ed	Other- wise	Deliv- ered	Left before delivery	Died	Remain under treat- ment on 31-12-53	
1	2	3	4	5	6	7	8	9	10	11	
Other Diseases of Urinary System.											
Infections of Kidney	...	1	1	...	1	
Diseases of Breast, Ovary, Falloplan Tube and Parametrium.											
Other diseases of breast	...	1	1	...	1	
Other diseases of ovary and Fallopian tube...	1	30	31	18	10	2	
Diseases of parametrium and pelvic peri- toneum.	...	26	26	9	12	4	
Diseases of Uterus and other female Genital organs.											
Cervicitis	...	3	3	3	
Vaginitis and vulvitis	...	5	5	2	2	1	
Uterovaginal prolapse	...	17	17	11	3	1	
Malposition of uterus	...	3	3	2	1	
Disorders of menstruation	...	166	167	64	85	17	
Sterility—female	...	53	54	27	11	16	
XI.—Deliveries and Complications of Pregnancy, Childbirth and the Puerperium.											
Pyelitis and pyelonephritis of pregnancy	...	4	4	1	1	1	
Other infections of genito-urinary tract during pregnancy.	...	1	1	
Toxaemias of pregnancy	...	1	1	1	...	
Renal disease arising during pregnancy	...	54	54	2	15	22	...	22	...	2	
Eclampsia of pregnancy	...	5	5	1	1	1	
Hypertemesia gravidarum	...	2	2	...	2	
Placenta praevia	...	2	2	1	1	
Other haemorrhage of pregnancy	...	51	51	21	...	27	2	...	
Ectopic pregnancy	...	6	6	4	
Ectopic without mention of sepsis	...	1	1	1	...	
Anaemia of Pregnancy	...	17	17	3	...	4	...	9	
Other complications arising from pregnancy	...	11	11	10	1	...	
Threatened abortion	...	47	48	19	24	5	
Hydatidiform mole	...	12	12	5	4	3	
Placental abnormalities not classified	...	1	1	1	
Other	...	5	699	704	5	8	2	686	...	3	
Pregnancy associated with other conditions...	...	185	185	2	...	3	21	153	5	1	
Abortion.											
Spontaneous or unspecified	...	370	370	258	93	12	1	6	
Abortion with sepsis	...	16	16	7	6	3	
Abortion—induced for other reasons	...	1	1	1	
Delivery without complication.											
Delivery without complication	...	49	2,960	3,009	2,967	...	2	40	
Manipulation without instruments	...	1	1	
Forceps low and unspecified	...	29	30	28	2	
Forceps mid and high	...	3	3	3	
Other surgical or instrumental, except Caesarean episiotomy.	...	4	4	3	1	
Caesarean Sec ion	...	2	27	29	...	29	
Unspecified type of delivery	...	2	2	2	
Delivered before admission	...	2	61	63	...	58	...	2	...	3	
Delivery with specified complication.											
Delivery complicated by placenta praevia etc.	...	15	15	15	
Delivery complicated by retained placenta	5	5	2	
Delivery complicated by other postpartum haemorrhage.	...	10	10	10	
Delivery complicated by disproportion or malposition of foetus.	...	3	90	93	...	93	
Delivery complicated by prolonged labour or other origin.	...	1	1	1	...	
Delivery with laceration of perineum etc.	...	8	332	340	...	333	7	
Delivery with other trauma	...	16	16	16	
Delivery with complications of childbirth	...	1	1	1	
Puerperal Urinary infection without other sepsis.	...	8	8	8	
Sepsis of childbirth and the puerperium	...	10	10	...	5	5	
Puerperal phlebitis and thrombosis	...	6	6	3	...	3	
Puerperal pulmonary embolism	...	2	2	...	2	
Puerperal Eclampsia	...	2	2	...	1	1	...	
Other forms of puerperal toxaemia	...	1	1	1	...	
Anaemia of Puerperium	...	12	12	10	2	...	
Other	...	5	5	5	...	
Mastitis and other disorders of lactation	...	12	12	12	
Total	75	5,405	5,480	459	280	74	3,670	900	27	70	

APPENDIX No. 6.

Summary of operations performed in the Annapurnabai Deshmukh Hospital
for women during the year 1953.

Class of Operation	Nature of Operation	RESULTS OF OPERATIONS								
		Remain- ed on 1-1-53	Admit- ted	Total	Cured	Relieved	Other	Died	Remain- ing on 31-12-53	Outdoor patients operated upon
1	2	3	4	5	6	7	8	9	10	11
Operations on Tumours	Other Operations	...	2	2	1	1
Operations on Abscesses	For Acute abscess	...	9	9	8	1
	For Chronic abscess—In- cision and Drainage.	...	2	2	...	2
	Other Operations	...	1	1	1
Operations on the skin and subcutaneous tissues.	Repair of Wounds	...	2	2	2
Operations on Abdominal wall and cavity.	For other forms for hernia..	...	2	2	2
	Exploratory laparotomy	...	13	13	5	6	1	1
Operations on the intes- tines.	Appendicectomy	...	4	4	4
Operations on the kidneys and ureters.	Other operations	...	1	1	1
Operation on the Bladder	Cystoscopy	...	1	1	1
Operations on the female generative organs.	Operation on the Uterine adnexa-for ovarian cyst or tumour.	...	7	7	4	3
	For ectopic gestation	...	5	5	3	2
	For pyosalpinx or salpingitis	...	1	1	...	1
	Salpingostomy	...	7	7	6	1
	Ligature, division, partial or total excision of fallo- pian tubes for production of sterility.	2	154	156	151	4	1	...
	Tubal inflation	1	20	21	9	12	672
	Ventrialsuspension (Gillam ope).	...	4	4	4
	Other operations	...	1	1	1
	Abdominal operations on uterus Radical Hyster- ectomy.	...	15	15	11	4
	Total hysterectomy, with or without removal of adnexa	...	1	1	1	...
	Sub-total do.	...	17	17	13	4	...	1	1	...
	Other operations	...	5	5	2	2	...	1
	Vaginal operations on the uterus-Curettage, with or without dilatation of the cervix.	1	221	222	160	58	...	1	5	...
	Removal of polypus or fibroid.	...	4	4	3	1
	Hysterectomy	...	42	42	38	4
	Operations on the cervix uteri-Dilatation.	...	7	7	4	3
	Other operations	...	10	10	6	4	4
	Plastic operations etc.	...	2	2	2
	Other operation	...	3	3	3	252
	Operations on the vagina and perineum. Anterior colporrhaphy with or without amputation of the cervix.	...	3	3	3
	Perineorrhaphy, with or without posterior colpor- rhaphy.	...	3	3	3
	Excision or repair of fistula.	...	1	1	1
	Other operation	...	15	15	9	6
Obstetric operations	Curetting for incomplete or in evitable abortion.	...	64	64	64
	Evacuation of pregnant ute- rus V. Mole.	...	9	9	9
	Induction of premature labour.	...	10	10	10
	Version—Internal	...	8	8	8
	Application of forceps	...	34	34	34
	Craniotomy, with extraction of foetus.	...	6	6	6
	Caesarean Section—Classical	...	7	7	7
	Caesarean Section Lower segment.	1	29	30	25	5
	Episiotomy	...	338	338	331	7	...
	Manual removal of placenta	...	16	16	16
	Other operations	...	339	339	334	5	...
	Total	5	1,442	1,447	1,302	122	2	4	17	928

APPENDIX No. 7

The Pathological Investigations carried out on Out-patients during the year 1953.

	Nos.
(1) Routine Examination of Urine	1,913
(2) Routine Examination of Faeces	1,973
(3) Complete Cytology	211
(4) R. B. C. count and Haemoglobin percent.	2,567
(5) Total and Differential count of W. B. C.	3,494
(6) Examination of Blood for Filaria	308
(7) Examination of Sputum	301
(8) Examination of Semen	127
(9) Erythrocyte Sedimentation Test	967
(10) Smear Examination—	
(a) Throat Swab	148
(b) Nasal Swab	7
(c) Cervical discharge	8
(d) Urethral Discharge	43
(e) Pleural fluid	9
(f) Pus	83
(g) Scraping for L. D. Bodies	6
(h) Vaginal discharge	7
Total	12,172

APPENDIX No. 8.

The Pathological investigations carried out on In-patients during the year 1953.

(1) Routine Examination of the Urine	5,364
(2) Examination of Blood—	
(a) Complete cytology	41
(b) Platelet Count	15
(c) Coagulation time of Blood	31
(d) Bleeding time of Blood	34
(e) Grouping and Matching of Blood	1,069
(f) Erythrocyte sedimentation of Blood	480
(g) Microfilaria of Blood	7
(h) Malaria parasites	3
(i) Myelogram	15
(3) Examination of Faeces	4,620
(4) Examination of Sputum	2,187
(5) Examination of Puncture Fluids—	
(a) Cerebro-spinal fluid Routine	697
(b) Pleural fluid routine	199
(c) Peritoneal fluid routine	99
(d) Ascitic fluid routine	6
(e) Abdominal fluid routine	9
(6) Histopathology—	
No. of specimens received	544
No. of blocks cut	827
(7) Bacteriology—	
(a) Cultural examination of Urine	217
(b) Cultural examination of Urine for <i>M. tuberculosis</i>	12
(c) Cultural examination of Blood	33
(d) Cultural examination of C. S. F.	24
(e) Cultural examination of Pleural fluid	35
(f) Cultural examination of Pus	84
(g) Cultural examination of Pus for <i>M. tuberculosis</i>	6
(h) Cultural examination of sputum	13
(i) Cultural examination of sputum for <i>M. tuberculosis</i>	3
(j) Cultural examination of throat Swab	132
(k) Cultural examination of Nasal Swab	5
(m) Cultural examination of Blood clot	430
(n) Cultural examination of stool	4
(8) Serology—	
(a) Widal tests	500
(b) Weil felix tests	24
(c) Agglutination test for Brucella group	11
(d) Kahn Test	3,547
(e) Wassermann Test	146
(f) Cold Agglutination test	2
(g) Aldehyde test	25
(h) Paul Bunnols tests	3
(9) Biological Test—	
(a) Casoni's Tests	2
(10) Blood Bank—	
(a) Number of Blood Samples collected	510
(b) Number of blood samples supplied for transfusion	425
(c) Number of overdue samples used for Plasma separation	67
(d) Number of blood samples discarded	18
(11) Smear Examination—	
(a) Peritoneal fluid	8
(b) Pleural fluid	19
(c) Cerebro-spinal fluid	13
(d) Leishman Donovan bodies	10
Total	22,475

APPENDIX No. 9.

Biochemical Investigations carried out on In-patients in the year 1953.

	Nos.
(1) Blood—	
(a) Glucose (fasting level)	224
(b) Non protein Nitrogen	253
(c) Urea Nitrogen	211
(d) Total proteins	300
(e) Albumin	300
(f) Globulin	300
(g) Calcium	10
(h) Icterus Index	171
(i) Van-den-Bergh Reaction	171
(j) Cholesterol	35
(k) Phosphorus and phosphates	10
(l) Prothrombin concentration	14
(m) Diastase	10
(2) Gastric Juices—	
Analysis by fractional method	351
(3) Cerebro Spinal Fluid—	
(a) Chlorides	581
(b) Glucose	181
(4) Urine—Sugar—(quantitative)	445
(5) Special Investigations—	
(a) Glucose Tolerance Test	9
(b) Urea Clearance Test	29
(c) Basal Metabolic Rate Test	49
(d) Kepler's Water retention test	8
(e) Vital capacity	8
Total	3,653

APPENDIX No. 10

Biochemical Investigations carried out under " Anaemia Reserach Enquiry " in the year 1953.

	Nos.
(1) Complete cytological examination of the blood including Total R.B.C., W.B.C., P.C.V., Indices, Differential leucocytic count, Hb estimation and platelet count.	795
(2) Myelograms	118
(3) Reticulocyte count	3,180
(4) Sedimentation rate	168
(5) Total Proteins	118
(6) Albumin	118
(7) Globulin	118
(8) Van-den-Bergh Reaction	118
(9) Icterus Index	118
(10) Analysis of gastric juices	118
Total	4,969

APPENDIX No. 11

Biochemical Investigations carried out under " Diabetes Research Enquiry " during 1953.

	Nos.
(1) Blood Glucose (Fasting level)	66
(2) Urine Sugar (Quantitative)	257
Total	323

APPENDIX No. 12

Autopsy Section

The autopsy section of this department started functioning on 12th June 1953 and during the period of about 6 months, 84 autopsies were performed.

APPENDIX No. 13.

Clinical conditions for which E. C. G. were taken during the year 1953.

Clinical conditions	Male	Female	Total
1 Rheumatic infection—active	4	5	9
2 Rheumatic infection—mitral valve disease	21	12	33
3 Rheumatic infection—aortic valve disease	2	1	3
4 Rheumatic infection—combined valve disease	4	1	5
5 Syphilitic infection—myocarditis	2	...	2
6 Syphilitic infection—aortic valve disease	10	2	12
7 Diphtheria	1	1	2
8 Pneumonia	...	1	1
9 Other unclassified infections	2	4	6
10 Hypertension—essential	20	17	37
11 Hypertension—renal (including pregnancy toxæmia)	4	4	8
12 Hypertension—malignant	2	...	2
13 Hypertension—Arteriosclerosis	6	3	9
14 Hypertension—Cause not determined	2	1	3
15 Respiratory conditions—pleural effusion	...	1	1
16 Respiratory conditions—emphysema	3	1	4
17 Endocrinopathies—thyrotoxicosis (without hypertension)	2	2	4
18 Endocrinopathies—Pancreatic disease (without hypertension)	2	...	2
19 Endocrinopathies—thyrotoxicosis (with hypertension)	1	...	1
20 Endocrinopathies—Pancreatic disease (with hypertension)	3	1	4
21 Drugs and their effects	2	...	2
22 Metabolic disturbances—malnutrition	2	2	4
23 Metabolic disturbances—uraemia	1	...	1
24 Congenital cardiac anomalies	3	4	7
25 Irregularities of Pulse—auricular fibrillation	9	3	12
26 Irregularities of pulse—extrasystoles or missed beats	...	1	1
27 Irregularities of pulse—Bradycardia	3	1	4
28 Irregularities of pulse—tachycardia including	2	1	3
29 Irregularities of pulse—triple rhythm, or gallop rhythm	...	1	1
30 Coronary artery occlusion—hypertensive	1	...	1
31 Coronary artery occlusion—arteriosclerosis	1	1	2
32 Coronary artery occlusion—Syphilitic	1	...	1
33 Coronary artery occlusion—Cause not known	33	1	34
34 Chest pain—resembling angina	7	1	8
35 Chest pain—not resembling angina	9	1	10
36 Chest pain—palpitation	1	...	1
37 Diseases of pericardium—tuberculosis	...	1	1
38 Diseases of pericardium—cause not known	3	...	3
39 Syncopal attacks	2	...	2
40 Miscellaneous	8	4	12
41 Congestive cardiac failure of unknown origin	32	12	44
Total	212	90	302

APPENDIX No. 14.

MUNICIPAL GENERAL HOSPITAL, SION, POOR BOX FUND.*Statements of Accounts for the year 1953-54.*

RECEIPTS.	AMOUNT.	EXPENDITURE.	AMOUNT.
	Rs. a. p.		Rs. a. p.
To Balance in hand on 31-3-1953	... 55,519 10 9	By Revenue Stamps, etc.	... 23 13 0
.. Collection from Poor Boxes	... 6,456 1 3	.. Conveyance Charges	... 58 12 0
.. Donations	... 3,174 6 0	.. Costly drugs and medicines	... 15,960 1 0
.. Blood Transfusion and Plasma	... 6,020 0 0	.. Blood Transfusion and Plasma	... 5,391 11 6
.. Interest received including refund of Income Tax	1,387 2 0	.. Printing and Stationery	... 240 9 0
.. Issue of certificates etc.	... 3,945 0 0	.. Establishment Charges	... 840 0 0
.. Sale of Costly drugs and Medicines	... 19,782 8 6	.. Moiety to Resident Medical Officer's	... 1,970 0 0
.. O. P. D. Canteen.	... 5,121 11 3	.. O. P. D. Canteen.	... 3,097 11 9
.. Miscellaneous	... 3,053 12 0	.. Miscellaneous	... 2,074 0 9
		.. Deposit with Municipal Bank	... 30,000 0 0
		.. National Saving Certificates	... 30,000 0 0
		.. Balance in Central Bank of India, Ltd.	... 14,777 6 3
		.. Balance in hand	... 26 2 6
Total	... 1,04,460 3 9	Total	... 1,04,460 3 9

STATEMENT No. 14—A.

Balance Sheet of the M. G. H. Sion Poor Box Fund as on 31st March 1954.

LIABILITIES.	AMOUNT.	ASSETS.	AMOUNT.
	Rs. a. p.		Rs. a. p.
Fund Account (Balance)	... 55,519 10 9	Cash Balance on hand as on 31-3-1954	... 26 2 6
Excess of receipts over payments	... 19,283 14 0	Cash Balance with Central Bank of India Ltd.	14,777 6 3
		Municipal Bank	... 30,000 0 0
		National Saving Certificates	... 30,000 0 0
Total	... 74,803 8 9	Total	... 74,803 8 9

APPENDIX No. 15

Municipal General Hospital, Sion, Poor Box Fund*List of Donars who have donated Rs. 50-0-0 and above on the occasion of Diwali and X-Mas (New year).*

Name	Amount
	Rs. a. p.
(1) Shri R. M. Dixit	... 50 0 0
(2) Shri S. Pratapsingh	... 200 0 0
(3) Messrs. Mangalram Brothers	... 300 0 0
(4) Hon. Treasurer, The North Bombay Ambulance Service	... 663 8 0
(5) Seth Bhagwandas Gordhandas Memorial Fund	... 51 0 0
(6) Seth Jagmohandas Bhagwandas	... 50 0 0
(7) Messrs. Pharmed Ltd.	... 101 0 0
(8) Messrs. W. T. Suren & Co.	... 50 0 0
(9) Indian Red Cross Society	... 400 0 0
(10) Messrs. Reptakes Brett & Co. Ltd.	... 50 0 0
(11) Shri Venidas Damji	... 125 0 0
(12) Shri N. K. Mhatre	... 101 0 0
Total	... 2,140 8 0

GROUP OF T. B. HOSPITALS, SEWRI

The Group of T. B. Hospitals include the Ramesh Premchand Tuberculosis Hospital (R. P. T. B. Hospital), the Extension Blocks (old Maratha Hospital), Bahadurji Block and the Turner Sanatorium. The three T. B. Clinics, viz., the Princess Street T. B. Clinic, the Foras Road T. B. Clinic and the Lalbaug T. B. Clinic, are attached to these Hospitals.

These institutions came under the direct administrative control of the Municipal Commissioner from 1st November 1953; till then they were under the control of the Executive Health Officer, Bombay Municipal Corporation.

Dr. M. S. Kavarana, M.B.B.S., F.C.P.S., D.M.R.E. (Cantab), T.D.D. (Wales), was in-charge of the Hospitals and the Clinics, as Superintendent during the year under report.

Dr. I. D. Killawalla, M.B.B.S., T.D.D. (Bom.), held the post of the Resident Medical Officer during the year under report.

Dr. J. H. Vanarase, M.B.B.S., T.D.D. (Wales), was the Medical Officer In-charge, Princess Street T. B. Clinic; and Dr. S. A. Shah M.B.B.S., T.D.D. (Madras), was the Medical Officer In-charge, Foras Road and Lalbaug T. B. Clinics.

The following were the Honorary Staff attached to the Group of T. B. Hospitals :

(1) Honorary Surgeon	...	Dr. C. S. Patel, M.B.B.S. (Bom.), L.R.C.P., F.R.C.S. (Eng.).
(2) Hon. Asst. Surgeon	...	Dr. M. K. Vora, M.S. (Bom.).
(3) Hon. Asst. Surgeon	...	Dr. K. N. Dastur, B.Sc., M.S. (Bom.), F.R.C.S. (Eng.).
(4) Hon. E. N. T. Surgeon	...	Dr. O. Chandra, M.B.B.S. (Durham), M.S., D.L.O. (Madras).
(5) Hon. Anaesthetist	...	Dr. S. G. Talwalkar, M.B.B.S. (Bom.), D.A.R.C.P.S. (Eng.).
(6) Hon. Anaesthetist	...	Dr. P. J. Nawathe, M.B.B.S., D.A. (Bom.).
(7) Hon. Physician	...	Dr. S. S. Ugrankar, M.B.B.S. (Bom.), M.R.C.P. (Lond.).
(8) Hon. Physician	...	Dr. R. M. Patel, M.D., (Bom.), T.D.D. (Wales).
(9) Hon. Asst. Physician	...	Dr. S. P. Mehta, M.D. (Bom.).
(10) Hon. Asst. Physician	...	Dr. N. M. Shah, M.D. (Bom.), M.R.C.P. (Lond.).
(11) Hon. Pathologist	...	Dr. M. G. Pradhan, M.B.B.S. (Bom.), Ph.D. (Lond.), D.T.M. & H. (Eng.).
(12) Hon. Radiologist	...	Dr. S. S. Katdare, M.B.B.S., D.M.R.E. (Bom.).
(13) Dr. Bhaskar Patel, M.D., M.R.C.P., T.D.D. (Wales), was Honorary Physician upto 9th August 1953 when he retired due to superannuation; and Dr. R. M. Patel, M.D. (Bom.) T.D.D. (Wales), was promoted as Honorary Physician from that date.		

Accommodation

20 additional beds were sanctioned during the year. The scheduled strength of the beds was 315 as against 295 during the year 1952.

Details of beds

	Males	Females	Total
(a) Medical	123	94	217
(b) Surgical	54	44	98
	177	138	315

These beds were further classified as 'early' and 'advanced' beds as follows :

	Males	Females	Total
Beds for Early Cases	137	88	225
Beds for Advanced Cases	40	50	90
Grand total	177	138	315

Admissions

2,412 patients suffering from Pulmonary Tuberculosis, in various stages of the disease, were treated at the Group of T. B. Hospitals during the year as shown below :

Admissions during 1953

(1) Cases remaining on 1st January 1953	...	286
(2) New cases admitted from January 1953 to December 1953	...	2126
Total treated during the year	...	2412
(3) Patients discharged during 1953	...	1796
(4) Patients died during the year 1953	...	290
(5) Cases remaining on 1st January 1954	...	326
		2412
(6) Results of treatment (discharged cases):		
(i) Improved	...	1560
(ii) Not improved	...	173
(iii) Not tuberculous	...	63
		1796

Admissions according to age group

Age	Patients
5	Nil.
10	7
15	60
20	325
25	540
30	481
35	247
40	183
45	102
50	80
55	42
60	38
65	12
70 and above that	9

2126

It will be seen from the above that the heaviest morbidity is in the age-groups 20 to 30 years, i.e., the same as in the past years.

Out Patients' Department

The out-patients' department was conducted at the Turner T. B. Dispensary at Princess Street every morning by the Honorary Physicians and Surgeons attached to these Hospitals. Patients had to be kept on the "Waiting Lists" prior to admission on account of shortage of beds.

New Works and Special Repairs

During the year, repairs to the tiled roof over the gangway connecting the two Extension Blocks, were carried out at the R. P. T. B. Hospital. Some further portions of the road within the compound were metalled to avoid dust nuisance. The structural repairs to a block at the Turner Sanatorium was still in progress. The total expenditure on special repairs during the year amounted to Rs. 15,795.

Works Committee and the Welfare Centre

The Works Committee and the Welfare centre established as per the Adjudicator's Award in 1950, continued to function during the year. The latter was supervised by the Labour Officer. Two meetings of the Works Committee were held during the year under report.

Library

Indian and foreign medical Journals were regularly subscribed for the benefit of the medical staff. A few new books were also purchased and added to the library.

Visits

The institution had the distinction of being visited by members of the W. H. O. team. Dr. Husfeldt and his team performed several operations at these hospitals. Dr. Evang and Dr. Gordon of W. H. O. also paid a visit to this institution and discussed various problems regarding epidemiology and prevention of tuberculosis etc.

As in the past, this year also the medical students of Cuttack and students from the Armed Forces Medical College at Poona, visited this institution.

Special Features

These hospitals and their various departments have been almost completely equipped with most modern and up-to-date apparatus and equipment. We had the opportunity to loan apparatus to the J. J. Group of Hospitals on request, for surgical operation, when the W. H. O. team visited this City.

All the departments, viz., (1) X-ray Department, (2) Laboratory, (3) Ear-Nose-Throat Department, (4) Operation Theatre and (5) The discharged patients' follow-up Department and the Out-door A. P. and P. P. Refill Centre worked smoothly and did useful work as in the past.

I—X Ray Department

There are 3 X-ray plants in this department, viz. :—

(a) one portable machine, for taking X-ray in the wards of the freshly operated cases, other acute cases and cases with haemoptysis.

(b) one 60 M. A. screening machine for routine screening of in-patients and out-patients coming for A. P. and P. P. refills, and

(c) one high power 400 M. A. machine for radiography and tomography.

The work done during the year was as follows :—

Total skiagrams taken	4646
Total screenings done	31679
Bronchographies done	52

II—Laboratory

The laboratory was provided with complete equipment, including an incubator for cultural work, a high-pressure steam autoclave, a hot air oven sterilizer, microscopes, distilling plants, centrifugal machines, electric photometers for blood chemistry work, and a 30 cubic feet refrigerator for storing sera, vaccines, blood for transfusion etc. The work done by this department during the year was as follows :

(1) Blood Examination :—

(i) Haematology :

(a) Blood groupings	490
(b) Cross matching	151
(c) Hgb. percent.	1939
(d) Total R. B. C. count	1939
(e) Total W. B. C. count	1951
(f) Differential counts	1952
(g) E. S. R.	2565
(ii) Serology	25
(2) Sputum Examination :					
(i) Examination by direct smears	7265
(ii) Examination by Concentration method	871
(3) Urine Examinations	2062
(4) Stools Examinations	2063
(5) Miscellaneous tests	25

(6) Solutions prepared :

- (a) 89.6 litres of Sterile Procaine Solution in different strengths was prepared for use in the Operation Theatre, A.P. Department and Wards.
- (b) 15 litres 3 per cent. Citrated Saline for blood transfusion.
- (c) Sterile distilled water in large quantities was supplied to the various departments as required, from time to time.

III.—EAR-NOSE-THROAT DEPARTMENT

As many as 695 cases, including 203 old and 492 new cases, were examined in this department. 154 Bronchoscopies were performed on patients, and 74 Bronchographies were done for further investigation.

IV.—OPERATION THEATRE

The operation theatre being air-conditioned, provided great comfort to the patients and staff during operations which were often of prolonged duration. It has been fitted with a battery of electrically operated high pressure sterilizers, and is also well equipped with germicidal lamps, thermotic drainage pumps, Suction pumps, electro-coagulation diathermy machine, Compur Overholt operation table for thoracic surgery, another operation table with special devices, suitable theatre lights and complete sets of up-to-date instruments for general and chest surgery. A large number of surgical instruments made by Sille's and Genito Urinary Co. for lung and heart surgery, as well as sets of Thorascopes were purchased during the year, and are included in the equipment.

Details of surgical work done are given below :

(1) Thoracoplasties	...	159
(2) Lobectomies	...	5
(3) Pneumonectomies	...	14
(4) Rib-resection	...	1
(5) Thoracotomies	...	2
(6) Bronchoscopies	...	154
(7) Thorascopies	...	2
(8) Phrenic evulsions	...	231
(9) Removal of pack	...	8

V.—DISCHARGED PATIENTS' FOLLOW-UP DEPARTMENT

and

Out-door A. P. and P. P. refill Centre

The follow-up of discharged patients and giving them A. P. and P. P. refills was continued as before. The total number of such A. P. and P. P. refills were 2,498 and 23,181 respectively. The stay of the patients being limited to two months on average, the administration of A. P. and P. P. refills was considered to be the best way by which continuity of treatment and follow-up of the patients could be maintained. Patients were attending this department for follow-up continuously for over 3 years in some cases. There were 825 new admissions to the out-door A. P. and P. P. refill department during the year, and 25,679 A.P. and P.P. refills were given to discharged patients during the year.

Work done in the Wards :

The A. P. and P. P. work done at the hospitals (i.e. in the various wards), during 1953 is as follows :

Primary A.Ps.	...	148
Primary P.Ps.	...	798
A.P. and P.P. refills	...	4,915

Expenditure.—Average expenditure per patient per day was Rs. 6-8-0 during the year.

The total expenditure on the Group of T. B. Hospitals amounted to Rs. 8,08,109 as against Rs. 8,15,819 during the previous year.

POOR BOX COLLECTIONS

The Poor Box Charity Fund accounts during the year under report worked out as below :

	Rs.	a.	p.
(1) Balance on hand on 1-1-1953	16,837	10	0
(2) Total collections during the year 1953	6,917	14	0
Total ...	23,755	8	0
(3) Total amount spent during the year	2,395	3	3
	Rs.	a.	p.
(a) Streptomycin, P. A. S. etc.	1,736	7	3
(b) News-papers	52	4	0
(c) Blood transfusion	420	0	0
(d) Repairs to Radio Sets	41	8	0
(e) Allowance to the person looking after the Poor Box Accounts	120	0	0
(f) Miscellaneous	25	0	0
Total ...	2,395	3	3
(4) Balance on hand on 1st January 1954	21,360	4	9

Note.—A regular donation of Rs. 100 per month from the British India Steam Navigation Company Ltd. was continued during the year 1953, for which these hospitals offer them sincere thanks.

M. S. KAVARANA,

Medical Superintendent, Group of T.B. Hospitals.

LEGAL DEPARTMENT

Subject : Administration Report for the year 1953-54.

During the year under report, Shri B. C. Desai was in charge of this department.

This department attended to the following work :—

(1) All Conveyancing matters including sales, Leases, Agreements, Contracts and Licenses. (2) Suits and other proceedings in the High Court, City Civil Court and Small Causes Court. (3) Appeals against rateable value in the Small Causes Court (4) Prosecutions under the Municipal Act and other cases in the Police Courts (5) References from various Departments on questions of law (6) Amendments of the Municipal Act, Rules and Bye-laws (7) Cases under the Workmen's Compensation Act.

During the year under report 7791 files were received from various Departments and 3051 letters were written to outside parties or their legal advisers; opinions on different departmental matters and advices on 136 documents were given.

The Department attended to the following matters in the different Courts, 16 High Court Suits, 125 City Civil Court Suits, 10 High Court Civil Revision Applications, 7 High Court Criminal Revision Applications, 9 High Court Criminal Appeals, 9 High Court Criminal Applications, 24 Assessment Appeals, 111 Small Causes Court Suits, 18 Small Causes Court References, 285 Police Court cases, 1 Application before the Commissioner, Workmen's Compensation.

The following documents were completed :—

4 Conveyance, 45 Leases for 999 years or in perpetuity, 9 New Leases, 9 Surrenders, 66 Temporary Leases (Monthly Tenancy Agreements), 66 Licenses to Assign, 20 Licenses and Deeds of Covenants, 8 Agreements, 15 Powers of Attorney, 1 Deed of Exchange, 1 Deed of Transfer.

During the year under report, the income of this Department (costs recovered) amounted to about Rs. 38,148-7-10 and the expenditure to about Rs. 75,365-14-7.

Details of the High Court and City Civil Court Suits are given in the statement attached :—

Serial No.	Suit No.	Name of parties.	Nature of suit.	Remarks.
1	H.C. Suit No. 3799 of 1947	M. C. vs. Rehmabai & Ors.	For property taxes	Decree for sale was passed and the property was put up for sale but sale was adjourned sine die as the bid did not reach the reserved bid.
2	H.C. Suit No. 326 of 1948	Yeshwant Dhondiba Banker vs. M. C.	For damages on account of Plaintiffs dismissal (contested).	Suit was settled and the same was allowed to be dismissed.
3	H.C. Suit No. 1552 of 1948	M. C. vs. Keshavlal D. Shah.	For arrears of rent due in respect of lease of the three sites granted to the party for advertisement purposes.	Decree was passed in favour of the Bombay Municipality but the same could not be executed as on inquiries it was found that the party had no means to pay. Arrangement has however been made that the party should pay up the decretal amount by certain monthly instalments with interest within three years. Further instructions are not received from the department concerned.
4	H.C. Suit No. 2784 of 1948	M. C. vs. Abdulla Ali mahomed Bhoromia.	For ejectment, possession and arrears of ground rent (contested).	Decree passed and further instructions from the E. A. & L. M. are awaited.
5	C.C.C. Suit No. 106 of 1949.	M. C. vs. Alimahomed Valimahomed Charolis.	Do. Do.	Decree passed in favour of the Bombay Municipality and steps for executing the Decree were taken and the same are in progress.
6	C.C.C. Suit No. 204 of 1949	M. C. vs. Rubabbai	For property taxes	Decree Absolute for sale was passed and thereafter the Municipal claim was paid up.
7	C.C.C. Suit No. 795 of 1949	M. C. vs. Bai Malik Sultan Gulam Hussein.	For property taxes	Preliminary Decree was passed and thereafter the party paid substantial amount towards the Decretal amount and has promised to pay up the balance shortly.
8	C.C.C. Suit No. 1096 of 1949	M. C. vs. Penobhai Bhagatbhai.	For property taxes	After the Preliminary Decree was passed, the party paid up the claim and the suit was allowed to be dismissed for want of prosecution.
9	C.C.C. Suit No. 1599 of 1949	M. C. vs. Sigrabai	For property taxes	Decree Absolute for sale passed. The party has paid the decretal amount except the amount of costs which will be paid off within a short time.
10	C.C.C. Suit No. 1968 of 1949	M. C. vs. Ebrahim Abdulla.	For property taxes	Decree Absolute for Sale passed. The Defendant has paid a substantial amount and the balance of the decretal amount will be paid off within a short time.

Serial No.	Suit No.	Name of parties.	Nature of suit.	Remarks.
11	H.C. Suit No. 169 of 1950	Keshavji Deysey vs. M. C.	For a declaration that the Plaintiff is the owner of land trespassed upon by the Defendants, for injunction to demolish the chawl constructed thereon and for possession of land. (contested).	Suit settled and a consent decree passed
12	C.C.C. Suit No. 731 of 1950	M. C. vs. Babu Kali charandas.	For property taxes.	Decree Absolute for Sale passed. The Defendant is making part payments. Messrs. Manilal A. Kher & Co., have put up the property for sale and they have promised to pay up all the taxes out of the sale proceeds.
13	C.C.C. Suit No. 794 of 1950	M. C. vs. Mahomed Umar.	For ejectment, possession and recovery of arrears of rent and compensation (contested).	Decree was passed and the Defendant was given time by the Court to vacate within six months. As he has failed to do so steps in execution of the Decree for recovery of possession are taken and the same are in progress.
14	C.C.C. Suit No. 795 of 1950	M. C. vs. Jainabai Do. Do.	Do. Do.	Decree was passed where by the defendant was ordered to vacate and deliver vacant possession of the premises in Suit. As she failed to do so, steps in execution of the Decree for recovery of possession were taken and the same are in progress.
15	C.C.C. Suit No. 800 of 1950	M. C. vs. S. A. R. Hoosaini	For ejectment, possession and recovery of arrears of rent and compensation. (contested).	Decree was passed whereby the defendant was ordered to vacate within 6 months but as he failed to do so, steps in execution of the Decree for recovery of possession were taken. Meantime the defendant died and his heirs are being brought on record.
16	H.C. Suit No. 1037 of 1950	H. B. Warden vs. M. C.	For damages alleged to have been suffered by the Plaintiff on account of the prosecution by the Defendants for adulteration of ghee. (contested).	Suit was dismissed.
17	H.C. Suit No. 1247 of 1950	R. N. Patankar vs. M. C.	For damages on account of the death of the Plaintiff's son caused by an accident by the Municipal mobile cinema van. (contested).	Suit pending.
18	C.C.C. Suit No. 1358 of 1950	M. C. vs. New Citizen Bank.	For ejectment and recovery of possession and compensation. (contested).	Decree was passed and thereafter by subsequent arrangement made, steps for renewal of the Decree were taken and the Decree was kept alive.
19	C.C.C. Suit No. 1648 of 1950	N. A. Desai vs. M. C.	For damages on account of alleged wrongful dismissal of the Plaintiff from the Kurla Borough Municipality.	Consent decree was passed whereby the Defendants have agreed to pay to the Plaintiff a sum of Rs. 1,500 towards full payment of his claim in the suit. The Defendants have deposited the said amount of Rs. 1,500 in court.
20	C.C.C. Suit No. 1982 of 1950	M. C. vs. M. S. Trivedi and another.	For recovery of property taxes.	Preliminary Decree passed. The defendants have paid the decretal amount.
21	C.C.C. Suit No. 1983 of 1950	M. C. vs. Sitaram R. Redij and others.	Do. Do.	Decree Absolute for sale is lodged in the Commissioner's Office and steps are being taken for putting up the property for sale.
22	(i) C.C.C. Suit No. 181 of 1951	Jethalal Nagji Shah vs. M. C.	For recovery of the sum of Rs. 14,517-10-0 alleged to have been wrongly paid by the Corporation into the Reserve Bank of India pursuant to the Notice received from the Excess Profit Tax Officer.	Suit was allowed to be dismissed with costs.
	(ii) H.C. Appeal No. 481 of 1952.	Do. Do.	Appeal against the order made in the above.	Appeal was allowed.
	(iii) H.C. Appeal No. 482 of 1952.	M. C. vs. The Union of India.	Appeal against the order made on the third party notice in the above.	Appeal was dismissed and the Union of India were ordered to pay to the Corporation the sum of Rs. 14,517-10-0 which they did.
23	C.C.C. Suit No. 573 of 1951	M. C. vs. A. K. Irani & Anr.	For recovery of property taxes.	Decree was passed in favour of the Corporation whereby the 1st defendant was ordered to vacate the premises on or before 2-3-1954 and to pay the decretal amount. The 1st defendant has filed an appeal against the decree passed by the C.C.C. The Registrar Appellate side has granted stay of the execution proceedings on the 1st deft. furnishing security of Rs. 30,000. The hearing of the appeal has been expedited.

Serial No.	Suit No.	Name of parties.	Nature of suit.	Remarks.
24	C.C.C. Suit No. 577 of 1951.	Janabai Gunya & Anr. vs. M. C.	For a declaration that the Plaintiffs as vatar mahars of the village Andheri are entitled to remove the carcasses and skins of the dead animals in the village of Andheri and for permanent injunction against the Defendants preventing them from proceeding to sell the right to skin the carcasses of dead animals in the village of Andheri and from interfering with the property and rights of the Plaintiffs in and to the skins and carcasses of all the dead animals in the said village.	Suit settled and was allowed to be dismissed.
25	C.C.C. Suit No. 587 of 1951.	Janabai Widow vs. M. C.	Do. (Village Bandivli) ...	Do. Do.
26	C.C.C. Suit No. 588 of 1951.	Mahadev Gunya Madhvi vs. M. C.	Do. (village Mogra) ...	Do. Do.
27	C.C.C. Suit No. 589 of 1951.	Dagdu Genu Madhvi vs. M. C.	Do. (village Vile Parle).	Do. Do.
28	C.C.C. Suit No. 688 of 1952.	Keru Sakhatam Madhvi vs. M. C.	Do. (In respect of villages "Kurja" and Asalpe).	Do. Do.
29	C.C.C. Suit No. 803 of 1952	Dhondur Govind Madhvi vs. M. C.	Do. (In respect of village "Kolikalyan")	Do. Do.
30	C.C.C. Suit No. 668 of 1951	Copinath Sitaram Deshpande vs. M. C.	For a declaration that Resolution No. S. 72 of the Government of Bombay in the Educational Department and the orders contained therein are binding on the Defendants and for recovery of total salary and other reliefs.	Suit pending.
31	C.C.C. Suit No. 826 of 1951	M. C. vs. Jay alias Jayantilal.	For recovery of possession of taxes rent and compensation.	Decree was passed and in execution of the said decree possession of the plot was obtained. Thereafter under a settlement arrived at between the parties, the Municipality claim as settled and sanctioned by the S.C. was fully realised. The pieces of furniture lying on the premises at the time of taking possession were sold by public auction.
32	C.C.C. Suit No. 827 of 1951	M. C. vs. Mrs. Emily Goncalves.	For recovery of possession taxes rent and compensation.	Decree was passed and in execution of the said decree possession of the property in suit was obtained. Further proceedings were taken in Insolvency as a result of which the party was adjudged an Insolvent. Substantial amount has been recovered from the party and a small balance now due will be realised in the said proceedings. As the whereabouts of the Insolvent are not known, the small balance due has been written off.
33	C.C.C. Suit No. 1095 of 1951	M. C. vs. Narsingoo B. Rupelli	For recovery of possession arrears of rent and taxes.	Consent Decree was passed whereby the Defendant was ordered to vacate on or before the 30th April 1952. As he failed to do so, execution proceedings were taken out as a result of which part possession of the property has been taken and further proceedings for recovery of the full possession and decretal amount were taken as a result of which full possession of the property has been taken. As it was learnt that the defendant is absolutely a pauper and has no means to pay, instructions have been given to the Dept. to write off the decretal amount.
34	H.C. Suit No. 1185 of 1951.	Ratansi Champasi & ors. vs. M. C.	For a declaration, Injunction and Damages.	Suit pending.
35	C.C.C. Suit No. 142 of 1951	M. C. vs. E. M. Joseph & ors.	For recovery of possession, arrears of rent and taxes.	Decree was passed against the first Defendant. Suit is pending as against defendant Nos. 2 and 3. In execution of the decrees possession of Room No. 2 has been taken and the occupants of the rest of the rooms have given an undertaking to vacate by 30-4-53. Further execution proceedings were taken as a result of which full possession of the property was taken through the Sheriff's Bailiff.

Serial No.	Suit No.	Name of parties.	Nature of suit.	Remarks.
36	C.C.C. Suit No. 2186 of 1951	M. C. vs. Tayaballi Sulemanji.	For recovery of possession, arrears of rent and taxes.	Consent Decree passed whereby the defendant was ordered to vacate and deliver possession. As he failed to do so execution proceedings were taken and part possession of the property was taken. Further steps for recovery of the full possession are in progress.
37	C.C.C. Suit No. 2155 of 1951	M. C. vs. Shantaram Ramchandra.	Do. ...	Decree passed. Execution proceedings were taken out as a result of which the occupant has given an undertaking to vacate the premises on or before 28-2-1954. As the occupant has failed to do so further steps will be taken in the matter.
38	C.C.C. Suit No. 2712 of 1951	M. C. vs. Lala Meghraj Banwarilal.	Do. ...	Decree was passed and part possession of the premises was taken in execution. The occupants of the rest of the premises have given an undertaking in writing to vacate by 30-4-1953. Further execution proceedings were taken as a result of which full possession of the property was taken. The Deft. has been adjudicated insolvent. The Plaintiffs have filed their proof of claim with the official Assignee.
39	C.C.C. Suit No. 3030 of 1951	M. C. vs. Mahadeo Manohar Shastri & ors.	For recovery of property taxes.	After filing of the Suit the party paid up the claim in the suit and the suit was allowed to be dismissed for want of prosecution.
40	C.C.C. Suit No. 3139 of 1951	Francis John D'Souza vs. Municipal Commissioner.	For certain declaration and perpetual injunction.	Suit pending.
41	C.C.C. Suit No. 3140 of 1951	Bhaiya Dina Umraj vs. M. C.	For certain declaration and perpetual injunction.	Suit Pending.
42	C.C.C. Suit No. 3141 of 1951	Miya Imam Ismail vs. M. C.	Do.	Do.
43	C.C.C. Suit No. 3142 of 1951	Feku Prithuraj vs. M. C.	Do.	Do.
44	C.C.C. Suit No. 33 of 1952	M. C. vs. Jiva Devisi.	For recovery of possession, arrears of rent and taxes.	Consent Decree was passed. Thereafter the party was adjudged an Insolvent. Negotiations for recovery of the decretal amount with the official assignee have been finalised whereby it is agreed that the official Assignee should hand over possession of the suit property to the Corporation and the Corporation should in return pay a sum of Rs. 125 from 1-6-1953 to the Official Assignee as and by way of rent.
45	C.C.C. Suit No. 188 of 1952	M. C. vs. Abdulla Habib & ors.	For recovery of property taxes.	Preliminary Decree passed. The defts have paid substantial amount and have promised to pay up the balance.
46	C.C.C. Suit No. 315 of 1952	M. C. vs. Mahomed Hashim.	For recovery of possession etc.	Consent Decree passed. Instructions regarding the execution of the decree are awaited.
47	C.C.C. Suit No. 402 of 1952	M. C. vs. Shankar Atmaram.	For recovery of property taxes.	Preliminary Decree passed. The defts have paid substantial amount and have promised to pay up the balance.
48	C.C.C. Suit No. 568 of 1952	M. C. vs. R. M. Kewalramani.	For recovery of possession, arrears of rent and taxes.	Suit pending. A joint meeting was held before the Dy. M.C. (I) when it was agreed that the deft. should be given time for six months in order to enable him to bring a notification from the Government requisitioning the premises in question for education purposes. It was further agreed that if he failed to do so consent decree would be obtained.
49	C.C.C. Suit No. 569 of 1952	M. C. vs. Manilal Gangadas Patel.	For recovery of possession arrears of rent and taxes.	Consent Decree passed whereby the party has been asked to vacate by 31-5-1954. The costs of the suit were recovered from the Defendant.
50	C.C.C. Suit No. 590 of 1952	M. C. vs. Hindustan Leather Industries Ltd.	For recovery of the balance due under a contract for disposal of carcasses of dead animals.	Suit pending.
51	C.C.C. Suit No. 598 of 1952	M. C. vs. Ramanlal Gangashankar Pandya.	For recovery of possession, arrears of rent and taxes.	Decree was passed. As the Defendant failed to deliver possession execution was taken out but in the meantime the defendant filed an appeal in the High Court against the decree of C.C.C. wherein consent decree was obtained. The defendant made and is making part payments towards the decretal amount. Part possession of the property was also recovered in the execution proceedings and the lessees concerned were put in possession of the same in the said proceedings.

Serial No.	Suit No.	Name of parties.	Nature of suit.	Remarks.
52	C.C.C. Suit No. 884 of 1952	M. C. vs. Parasram Parumal and Anr.	Do. Do. Do. Do.	Suit pending.
53	H.C. Suit No. 915 of 1952	Kashinath Waman Tiloo vs. M. C.	Suit for damages in respect of dismissal of the Plaintiff who was in the service of the Corporation as an Assistant teacher in the Nergude Municipal Marathi Primary School.	Suit pending.
54	C.C.C. Suit No. 950 of 1952	M. C. vs. Hiralal Karson Kharwa & Anr.	For recovery of possession, arrears of rent and taxes.	Consent Decree was passed and the party has delivered possession of the premises as ordered by the Court. As regards recovery of the decretal amount the department is instructed to recover the same and inform the Solr. to Corporation the result thereof.
55	C.C.C. Suit No. 951 of 1952	M. C. vs. Namdev Keshav	For arrears of taxes	Decree Absolute for Sale is passed.
56	C.C.C. Suit No. 1232 of 1952	M. C. vs. Pascal Victor	For recovery of possession, arrears of rent, mense profits and taxes.	Suit pending. (It was reported that the defendant died on or about 4-2-1954 and hence proceedings to bring his heirs and legal representatives on record are being taken.)
57	C.C.C. Suit No. 1269 of 1952	M. C. vs. Bai Marnoolabai	For arrears of taxes	The party has paid the claim in the suit and the suit is allowed to be dismissed for want of prosecution.
58	C.C.C. Suit No. 1270 of 1952	M. C. vs. Dharma Krishna	Do.	Decree Absolute for sale passed. The Defendants have paid substantial amount and have promised to pay up the balance.
59	C.C.C. Suit No. 1285 of 1952	Noor Mahomed Fakir Mahomed vs. M. C.	For allowing the petitioner to file a suit in forma pauperis, for returning to the petitioner the articles mentioned in the Plaint and for recovery of a sum of Rs. 4,000.	Suit pending.
60	C.C.C. Suit No. 1476 of 1952	M. C. vs. Madho Ram Karamchand.	For recovery of possession, arrears of rent and taxes.	Consent decree passed as a result of which the defendant has been ordered to vacate on or before the 31st March 1955.
61	C.C.C. Suit No. 1493 of 1952	M. C. vs. M. H. Patel & Ors.	For arrears of taxes.	Preliminary Decree passed.
62	C.C.C. Suit No. 1618 of 1952	M. C. vs. Bai Kulsumbai	Do.	Decree Absolute for Sale passed.
63	C.C.C. Suit No. 1623 of 1952	M. C. vs. Pohmal T. Kripalani.	For recovery of arrears of rent and taxes.	Suit pending.
64	C.C.C. Suit No. 1641 of 1952	M. C. vs. A. S. Moti & Ors.	For arrears of taxes.	The claim is paid up and the suit was allowed to be dismissed for want of prosecutions.
65	C.C.C. Suit No. 1643 of 1952	M. C. vs. D. K. Bengali	For arrears of taxes	Do. Do.
66	C.C.C. Suit No. 1740 of 1952	M. C. vs. R. D. Kapadia.	For recovery of possession, arrears of rent and taxes.	Suit pending.
67	C.C.C. Suit No. 1767 of 1952	M. C. vs. Sadhusingh Kesarsingh.	Do. Do.	As the party paid up the Municipal claim the suit was allowed to be dismissed for want of prosecution.
68	C.C.C. Suit No. 1768 of 1952	M. C. vs. Negesh Yawalkar	Do. Do.	Suit pending.
69	C.C.C. Suit No. 1877 of 1952	Anthony Devaney & Ors. vs. Kapildev & Ors.	For mandatory injunction against the Corporation to revoke the License granted by them to the 1st defendant for erection and working of flour mill at Nawaz building, 10, Tullock Road and for injunction against the 1st defendant restraining him from continuing to work the said mill by himself or his agents.	Do. Do.
70	C.C.C. Suit No. 1901 of 1952	M. C. vs. Mulji Jaisam Rangwala.	Suit in respect of set back land at Chinch Bunder Road.	Consent decree taken.
71	C.C.C. Suit No. 1979 of 1952	M. C. vs. Fatmabai Dawniwalle.	For arrears of taxes	Preliminary Decree passed.
72	C.C.C. Suit No. 2061 of 1952	M. C. vs. Bai Banooabai...	For recovery of possession, arrears of rent and taxes.	Experts Decree was passed, whereby the defendants ordered to vacate the premises on or before 30-9-1953 and to pay the decretal amount.

Serial No.	Suit No.	Name of parties.	Nature of suit.	Remarks.
73	C.C.C. Suit No. 2158 of 1952	M. C. vs. D.S. Thakur...	For recovery of possession and arrears of mesne profits.	Consent Decree passed. The Defendant is ordered to vacate on or before 31-12-1954.
74	C.C.C. Suit No. 2168 of 1952	M. C. vs. Jankidas Jagannath.	For recovery of possession, arrears of rent and taxes.	Consent Decree was passed whereby the Deft. was continued as a monthly tenant at the rent of Rs. 80 per month and ordered to pay the decretal amount.
75	C.C.C. Suit No. 2421 of 1952	M. C. vs. Gulam Hussain Sadruddin & Co.	Do. Do. ...	Consent Decree was passed whereby the Defendants were ordered to vacate the premises and pay the decretal amount on or before 30-9-1955.
76	C.C.C. Suit No. 2433 of 1952	M. C. vs. Karnayal Singh S. Bhatti.	Do. Do. ...	Consent Decree was passed whereby the Deft. was given time to vacate the premises on or before 31-7-1956 and was also ordered to pay the decretal amount.
77	C.C.C. Suit No. 2489 of 1952	M. C. vs. Sheahnath Vishnu.	For arrears of taxes	Preliminary Decree passed.
78	C.C.C. Suit No. 2718 of 1952	M. C. vs. Purshottam Damodar.	Do. Do. Do. ...	
79	C.C.C. Suit No. 2719 of 1952	M. C. vs. R.W.I. Turf Club Ltd.,	For recovery of possession and arrears of rent and taxes.	Decree passed whereby the defendants were ordered to vacate the premises on or before 31-3-1953 and to pay the decretal amount. Execution proceedings are being taken at present.
80	C.C.C. Suit No. 2720 of 1952	M. C. vs. Noormahomed Piraji.	Do. Do. ...	Suit pending. Negotiations for settlement were going on between the parties. As the same have fallen through the suit will be proceeded with.
81	C.C.C. Suit No. 2842 of 1952	M. C. vs. Gyanchand Ruplal.	For arrears of taxes	Consent Decree taken.
82	C.C.C. Suit No. 2845 of 1952	Parmil vs. M. C.	For a declaration of vesting of the tenancy and that notice and order are not binding and for stay of execution injunction etc.	Consent Decree was passed whereby the plaintiffs have agreed to vacate the 3 rooms in their occupation on the defendants allotting to the Plaintiff 2 other rooms. Since then the plaintiffs have vacated 2 rooms on the defendants giving them one room at Bellasis Road. Arrangements are now being made to give to the plaintiffs one more room in order to take possession of the 3rd room.
83	C.C.C. Suit No. 3057 of 1952	M. C. vs. M. E. Oomerigar.	For recovery of possession, arrears of rent and taxes.	Decree passed. Execution proceedings were taken as a result of which possession of the property was taken and Municipal dues realised.
84	C.C.C. Suit No. 3177 of 1952	M. C. vs. Madhavdas Vallabhadas.	For arrears of taxes	Suit pending. The mortgagees are selling the property and they have promised to pay up the claim in suit out of the sale proceeds.
85	C.C.C. Suit No. 3200 of 1952	Messrs. Kamani Engineering Corpn. Ltd. vs. M. C.	Suit for refund in respect of riot tax.	Suit dismissed.
86	C.C.C. Suit No. 3201 of 1952	Messrs. Kamani Metal & Alloys Ltd. vs. M. C.	Do. Do. ... Do.	
87	C.C.C. Suit No. 3209 of 1952	Babu S/o Ayatu K. Irani & Ors.	For a declaration, injunction and recovery of mesne profits and costs.	Suit pending.
88	C.C.C. Suit No. 3359 of 1952	M. C. vs. Peter Luis & Ors.	For arrears of property taxes.	Preliminary Decree passed.
89	C.C.C. Suit No. 3369 of 1952	M. C. vs. Lyburam Fakirchand.	For recovery of possession, arrears of rent mesne profits and taxes	Decree was passed whereby the deft. has been ordered to vacate the premises on or before 31-10-1953 and to pay the decretal amount.
90	C.C.C. Suit No. 3501 of 1952	M. C. vs. Lilabai	Suit in respect of set back land at Chinch Bunder Road.	Consent decree taken.
91	C.C.C. Suit No. 196 of 1953	M. C. vs. Hasham Miyan Haji Patel.	For arrears of property taxes.	Suit pending.
92	C.C.C. Suit No. 208 of 1953	M. C. vs. His Holiness Sardar Sayadani.	Do. Do. ...	Suit pending. The deft. is paying the claim in suit by instalments.
93	C.C.C. Suit No. 209 of 1953	M. C. vs. Jusb Noor Mahomed Mistry & Ors.	Do. Do. ...	Preliminary Decree passed. The defts. are making part payments.
94	C.C.C. Suit No. 210 of 1953	M. C. vs. Jenabai Gool Mahomed.	Do. Do. ...	Preliminary Decree passed.
95	C.C.C. Suit No. 214 of 1953	M. C. vs. Dr. Narandas Mansukhani.	For possession and recovery of damages for wrongful use and occupation.	Decree passed whereby the defendant was ordered to vacate the premises and to pay the decretal amount. Vacant possession of the premises has been delivered by the defendant.

Serial No.	Suit No.	Name of parties.	Name of Suit.	Remarks.
96	C.C.C. Suit No. 228 of 1953	M. C. vs. Joosab Nur-mahomed and others.	For arrears of property taxes.	Preliminary decree passed the debts are making part payments.
97	C.C.C. Suit No. 275 of 1953	M. C. vs. Parashnath Chandrakant.	For arrears of property taxes.	Suit pending.
98	C.C.C. Suit No. 276 of 1953	M. C. vs. Rahimabai wd. of Mahomed Aba Jume and others.	Suit for recovery of water charges.	Decree passed.
99	H.C. Misc. Appln. No. 336/53.	Shri Nath Bhajan vs. M. C.	Petition for a writ of certiorari and a writ of Mandamus and for orders under Section 45 of the specific Relief Act, and under Article 226 of the Constitution of India in respect of removal of the Petitioners hut in property of Dalmia Charity Trusts at Lady Hardinge Road.	Petition dismissed and Ruled discharged.
100	H.C. Suit No. 354/53	Shiv Dulan Tiwari vs. M. C.	For damages in respect of loss alleged to have been suffered by the plaintiff for his dismissal from the Municipal service.	Suit pending.
101	H.C. Misc. Appln. No. 429/53.	A. K. Porobunderwalla vs. M. C.	For issue of writ of certiorari and a writ of mandamus etc., regarding petitioner's lease in respect of plot Nos. 6 and 7 held from Messrs. Colaba Land and Mill & Co., Ltd.	Petition dismissed and Rule discharged.
102	C.C.C. Suit No. 465 of 1953	M. C. vs. Joosab-Nur Mahomed Mistry & ors.	For arrears of property taxes.	Preliminary Decree passed. The Defendants are making part payment.
103	C.C.C. Suit No. 466 of 1953	M. C. vs. Haridas.	Tulsidas Do. Do.	Suit pending.
104	(i) Appln. No. E. B. 19-567/53 before Dy. Charity Commissioner.	The Municipal Commissioner on behalf of Municipal Corporation Applicant.	Inquiry held before the Dy. Charity Commissioner regarding the question of registration of the Topiwala National Medical College as a Public Trust.	Order was passed to register the Institution as a Public Trust.
	(ii) Appeal No. 100 of 1953 before Charity Commissioner.	The Municipal Corpn. Appellants.	This was an appeal filed before the Charity Commissioner against the finding recorded by the Dy. Charity Commissioner in the above.	Appeal was dismissed.
	(iii) C.C.C. Civil Appln. No. 10 of 1954.	Municipal Corporation vs. The Charity Commissioner.	This was an appeal filed in the City Civil Court against the decision of the Charity Commissioner in the above.	Appeal pending.
105	C.C.C. Suit No. 648 of 1953.	M. C. vs. Kamruddin Mulla Yahabbaj Kothari	For arrears of property taxes.	Preliminary Decree passed. The Defendant has been making part payments.
106	H.C. Suit No. 781 of 1953.	M. C. vs. Ganpat Vithoba Apte and ors.	For property taxes.	Suit pending.
107	H.C. Suit No. 823 of 1953.	Constantino Francis Walton vs. M. C.	For damages arising out of the criminal proceedings taken by the Administrator of the Ex-Kurla Municipality which are alleged to be false and vexatious.	Suit pending.
108	C.C.C. Suit No. 999 of 1953	Devji Bhana & ors. vs. M. C.	For a declaration that the plaintiffs are entitled to remain in occupation of the premises bearing Municipal Sch. Nos. 53 at 4th Marine Street and that the actions to pull down the structures issued under section 354 of the Bombay Municipal Act are had in operative and of no effect.	Suit pending.

Serial No.	Suit No.	Name of parties.	Name of Suit.	Remarks.
109	H.C. Suit No. 1043 of 1953.	M. C. vs. Mumtaz Begum and/or K. Bi Shaikh Janmahomed & Ors.	For property Taxes	Suit pending. The defendants have been making part payments.
110	C.C.C. Suit No. 1106 of 1953.	M. C. vs. Jagger Abu	For property Taxes	Preliminary Decree passed.
111	C.C.C. Suit No. 1107 of 1953.	M. C. vs. Abdul rehman Cassam.	Do.	Do.
112	C.C.C. Suit No. 1108 of 1953.	M. C. vs. Jaffer Abu Mistry and others.	Do.	Do.
113	H.C. Suit No. 1194 of 1953.	Jethalal Nagji Shah vs. M. C.	For returning 3 per cent. G.P. Notes to the Plaintiff deposited by Messrs. Ravji Sojpal in respect of contract for construction of the service roads for the V. C. T. Scheme.	Suit pending.
114	C.C.C. Suit No. 1219 of 1953.	M. C. vs. Chandrasat Bhandare & Ors.	For property taxes	As the defendants paid up the claim in suit the suit was allowed to be dismissed for want of prosecution.
115	C.C.C. Sum. Suit No. 1320 of 1953.	M. C. vs. Hiraji Dhakla Patil.	For recovery of possession and arrears of mesne profits.	Decree passed on 10-3-1954 as a result of which the defendant was ordered by the Court to give to the Plaintiff vacant and peaceful possession of the said property on or before 10-4-1954 and to pay the decretal amount.
116	Pauper Petition No. 32 of 1953 C.C.C. Suit No. 1444 of 1953	Gafoor Habib vs. M. C.	For a declaration that the order dated 27-11-1952 passed by the Hydraulic Engineer of the Respondent dismissing the petitioner was illegal and inoperative and for damages for wrongful dismissal and for arrears of salary, dearness allowance and for injunction, etc.	Suit pending.
117	C.C.C. Suit No. 1617 of 1953.	M. C. vs. Anusabai Savlaram Dharmaji & ors.	For property taxes	Preliminary Decree passed.
118	C.C.C. Suit No. 1800 of 1953.	M. C. vs. Ismail Yusuf Variava.	Do.	Suit pending. The Defendant has been making part payments.
119	C.C.C. Summary Suit No. 1810 of 1953.	M. C. vs. Fatmabibi w/o Abdul Gafoor Kallani and others.	For recovery of possession and arrears of Municipal taxes, U.I. P. taxes and mesne profits.	Suit pending.
120	C.C.C. Suit No. 1819 of 1953.	Abdul Samid vs. M. C.	For a declaration that the defendants have trespassed on the rights of the plaintiff in filing suit No. 4035 of 1951 in the Court of Small Causes and for compensation for trespass.	Suit pending.
121	C.C.C. Suit No. 1981 of 1953.	M. C. vs. R.M. Kirpalani.	For recovery of possession, arrears of rent, municipal taxes and mesne profits.	Decree passed against the defendant on 7-4-1954 whereby the defendant was ordered to vacate on or before 7-10-1954 and to pay the decretal amount.
122	C.C.C. Suit No. 1991 of 1953.	M. C. vs. Shirinbai F. M. Desai.	For property taxes.	Suit pending. The defendant has been making part payments.
123	C.C.C. Suit No. 2010 of 53.	Mahadev Govindji and others vs. M. C.	For a declaration that the building at 5, 2nd Kumbharwada Lane is safe for human habitation and that it is not necessary to pull down the same as per municipal action and for injunction restraining the Corporation from prosecuting the plaintiffs in cases Nos. 132-M and 580 to 583-M of 1953 pending in the Presidency Magistrate's Court.	Suit pending.
124	C.C.C. Summary Suit No. 2018 of 1953.	M. C. vs. Chandulal Bapuji Sabne.	For recovery of possession arrears of rent, taxes and mesne profits	Suit pending.
125	C.C.C. Suit No. 2156 of 53.	Jahir Abdulla Kolaawalla vs. M. C.	For a declaration that the plaintiff is the monthly tenant of shop No. 92 at Mahomedali Road and for injunction restraining the Corporation from executing the decree against the principal tenant.	Suit dismissed.

Serial No.	Suit No.	Name of parties.	Nature of suit.	Remarks.
126	C.C.C. Suit No. 2182 of 1953	M. C. vs. Biji Khatizabai w/d. of Haji Gulam Risool and others.	For property taxes ...	Preliminary Decree passed.
127	Application No. 2186 of 1953 before Custodian of Evacuee Property.	The Municipal Corporation Applicants.	The property at 31E Elphinstone Road was acquired by the Corporation and after the Compensation amount was paid, a notice was issued by the Dy. Custodian of Evacuee property against the Corporation stating that one of the sharers in the said property at 31E Elphinstone Road was an evacuee.	Inquiry was held before the Dy. Custodian of evacuee property in respect of the said notice as a result of which he passed orders that the said sharer was an evacuee and his share in the said property vested in the Dy. Custodian of Evacuee Property. In view of this, an application was made on behalf of the Corporation to the Dy. Custodian for confirming the action in favour of the Corporation and as a result thereof the transaction was confirmed by the Dy. Custodian in favour of the Corporation.
128	C.C.C. Suit No. 2436 of 1953	M. C. vs. S. M. Abbas.	For recovery of possession arrears of rent, Municipal taxes, U.I.P. taxes and mesne profits	Decree on admission passed on 24-3-1954 whereby it was agreed that the same should not be executed till 31-3-1955.
129	C.C.C. Suit No. 2593 of 1953	M. C. vs. Mohamed Shafi Mohamed Husein Taqui & ors.	For property taxes ...	Suit pending. The defendants have paid up the claim in the suit except interest and costs.
130	C.C.C. Suit No. 16 of 1954.	Gokaldas Narani & Anr. vs. M. C. & Anr.	For a declaration that the strip of land admeasuring about 123 sq. yds. situate at Gowli Tank is of the Plaintiffs exclusive ownership and for an injunction restraining the Defendants from interfering with the Plaintiffs use and enjoyment of the said land and fencing.	Suit pending.
131	C.C.C. Suit No. 131 of 1954	Bachoo Jiwan vs. M. C.	For recovery of a sum of Rs. 7,000 and interest thereon at 6 percent. p.a. being the amount of Refund of deposit and damages alleged to have been sustained in connection with the sale of a Diesel Engine.	Suit pending.
132	C.C.C. Suit No. 239 of 1954	M. C. vs. M. S. Patel ...	For recovery of possession arrears of rent Municipal taxes, U.I.P. taxes and mesne profits.	Suit pending
133	C.C.C. Suit No. 291 of 1954.	M. C. vs. Daryappa Kidam Laxman & Ors.	For property taxes.	Suit pending.
134	C.C.C. Suit No. 292 of 1954	M. C. vs. Hiji Mohamed Hiji Dawood & Ors.	For property taxes ...	Suit pending.
135	C.C.C. Suit No. 359 of 1954	M. C. vs. Biji Dolly P. Davierwalla.	For recovery of arrears of rent, Municipal taxes, U.I.P. taxes and compensation.	Suit pending.
136	C.C.C. Suit No. 467 of 1954	M. C. vs. Framroze Daryjishow Misry & Ors.	For property taxes.	Suit pending.
137	C.C.C. Suit No. 468 of 1954	M. C. vs. M. P. Dumasia	For recovery of possession and arrears of mesne profits and A.G.T.	Suit pending.
138	C.C.C. Suit No. 469 of 1954	M. C. vs. Musamat Munir Jehan & ors.	For property taxes.	Suit pending.
139	C.C.C. Suit No. 470 of 1954	M. C. vs. Doshi Bai Dhanjishow Mistry & ors.	For property taxes.	Suit pending.
140	C.C.C. Suit No. 490 of 1954	M. C. vs. S. R. Lalwani...	For recovery of possession and arrears of rent and mesne profits.	Do.
141	C.C.C. Suit No. 495 of 1954	M. C. vs. Lilavati Bai w/o Gajibchand Amichand and others.	For recovery of possession, arrears of rent and mesne profits.	Do.
142	C.C.C. Suit No. 767 of 1954	M. C. vs. Virambai w/o Versi Ritansi & ors.	For recovery of possession and arrears of mesne profits.	Do.
143	C.C.C. Suit No. 768 of 1954	M. C. vs. Abdul Aziz & Anr.	For recovery of possession, arrears of rent, Municipal taxes, U.I.P. taxes and mesne profits	Do.

EDUCATIONAL

PRIMARY EDUCATION DEPARTMENT OF THE MUNICIPAL CORPORATION OF GREATER BOMBAY

I.—Education Officer

Smt. Kapila T. Khardvala, B.A., B.T. (Bom.), M.A. (U.S.A.), J.P., continued to hold the office of the Education Officer throughout the year except for a period of 46 days during July-August 1953 and 12 days in December 1953 when she was on leave. Shri M. P. Shah, B.Sc., B.T., T.D. (London), LL.B., Superintendent, Gujarati, Aided and Suburban Schools, looked after the duties of the Education Officer in addition to his own during her absence.

II.—Municipal Schools, Pupils and Teachers

The particulars of the number of Municipal Schools and Classes etc., at the beginning of the year, i.e. on the 1st of April 1953 and at the end of the year, i.e., on 31st March 1954 are given below :—

	1952-53			1953-54		
	City	Suburbs	Total	City	Suburbs	Total
Schools	351	93	444	350	93	443
Classes	29	14	43	34	19	53

The following changes took place in the number of Schools and Classes during the course of the year :—

	City	Suburbs	Total
(1) Number of Schools and Classes opened	5	5	10
(2) Number of Schools converted into Classes	6	5	11
(3) Number of Schools and Classes amalgamated	1	...	1
(4) Number of Schools closed

The total number of Upper Primary (including Vocational) and Lower Primary Schools and Classes was 201 and 295 respectively as against 191 and 253 during the preceding year. The number of Classes increased from 43 to 53 at the beginning of the year mainly due to the conversion of 6 Schools into Classes as there was a fall in the number of pupils attending those schools.

The scheme of amalgamation of Schools and co-education introduced during the year 1949 with a view primarily to effecting economy and fostering feelings of fraternity among the pupils worked well. The working of the amalgamated Schools continued smoothly and efficiently, and the teachers and the pupils worked in full harmony and co-operation.

The total number of pupils on rolls on 31st March 1954 in the Municipal Schools in Greater Bombay stood at 1,81,927 (1,54,293 in the City Schools and 27,634 in the Suburban Schools). The number of pupils in the Lower Primary Classes was 1,42,666 (1,19,773 in the City and 22,893 in the Suburbs) and the number of pupils in Upper Primary Classes was 39,261 (34,520 in the City and 4,741 in the Suburbs). In spite of restrictions on the admission of children below six, imposed due to the introduction of the four year curriculum, there was a net increase of 6,823 pupils (6,162 in the City Schools and 661 pupils in the Suburban Schools) during the year. The highest number on rolls in Municipal Schools was 1,95,409 (1,65,045 in City Schools and 30,364 in the Suburban Schools) at the end of September 1953. The number fell to 1,81,927 at the end of March 1954. The average number of pupils throughout the year was 1,84,378 (1,55,882 in the City Schools and 28,496 in the Suburban Schools). The fall in the number of pupils at the end of the year as compared with the figure of September 1953 was mainly due to (1) the restriction on the admission of fresh pupils after 15 September, (2) striking off the names of pupils on account of continuous absence and (3) the migratory nature of the labour population.

The following table gives comparative figures of Municipal Schools and pupils therein at the end of March 1953 and March 1954 :—

Municipal Schools and Pupils

Class of Schools	No. on 31st March 1953		No. on 31st March 1954	
	Schools	Pupils	Schools	Pupils
City				
Marathi Schools	... 151+5 Classes	92,321	152+5 Classes	96,727
Gujarati Schools	... 66+9 "	25,251	64+10 "	25,106
Urdu Schools	... 73+12 "	18,625	73+12 "	18,895
Hindi Schools	... 29	7,274	29	7,154
Tamil, Telugu, Kanarese, Malayalam, etc. Schools	... 21+1 Class	2,168	21+5 "	2,809
English Primary Schools	... 5+2 Classes	1,046	5+2 "	1,221
Sindhi Schools	... 6	1,446	6	1,381
Total	... 351+29 "	148,131	350+34 "	1,54,293
Suburbs				
Marathi Schools	... 50+4 Classes	16,690	48+6 Classes	16,652
Gujarati Schools	... 19+4 "	4,109	20+5 "	4,724
Urdu Schools	... 14+1 Class	2,801	15+1 Class	2,652
Hindi Schools	... 7+3 Classes	2,071	8+4 Classes	2,221
South Indian Schools (Tamil Schools)	... 2	111	2	159
Sindhi Schools	... 3	1,191	2+1 Class	1,225
Total	... 93+14 Classes	26,973	93+19 Classes	27,634
Grand Total for Greater Bombay	... 444+42 Classes	175,104	443+53 Classes	1,81,927

The total number of teachers, permanent and non-permanent as on 31st March 1954 was as follows :—

	City	Suburbs	Total
Ordinary permanent teachers	... 3,307	647	3,954
Ordinary non-permanent teachers	... 595	96	691
Total No. of ordinary teachers	... 3,902	743	4,645
Special teachers including part-time	... 207	20	227
Grand Total	... 4,109	763	4,872

At the end of the year there were 3,902 ordinary teachers imparting instruction to 1,54,293 pupils in the City Schools as against 3,961 teachers giving instruction to 1,48,131 pupils at the beginning of the year; while in the Suburban Schools 743 ordinary teachers were imparting instruction to 27,634 pupils at the end of the year as against 739 for 26,973 pupils at the beginning of the year.

The Government in their remarks on the Establishment Schedule of this Department for the year 1953-54 had contended that the provision made for teaching staff was rather liberal and had further suggested that the basic number of teachers be worked out on the assumption of an average attendance of 80 per cent. of the pupils on rolls instead of 85 per cent. as had been hitherto done by us. It was, however, felt that the practice, in vogue, of assessing the number of teachers required entirely on the basis of the number of children on the rolls and those assumed as attending, was more or less defective owing to fluctuations in these numbers. Consequently with the limited accommodation an increase in children attending Municipal Schools was followed by (i) over-crowding in class rooms, (ii) starting of additional sessions, (iii) opening of new schools. In the circumstances, one possible solution was to fix the requirements of teachers according to the number of class-rooms in actual use, including rooms used twice in double session schools, thus ensuring one teacher for each class. It was also decided to revise the present basis of granting additional teachers to larger schools. Thus instead of giving 1 extra teacher for Schools having an average attendance of 201 to 500, 2 extra teachers for schools having an average attendance of 501 to 750, 3 extra teachers for schools having an average attendance of over 750, only one extra teacher was allotted to each school having an average attendance of 500 or more. It was also decided to cut down the provision for leave reserves from 10 per cent. to 7½ per cent. This new formula known as the "Class Room Formula" was approved by the Education Committee in August 1953 provisionally. The requirements of teachers on the basis of the "Class Room Formula" worked out to 4,848 as against a provision of 5,079 made in the Schedule for 1953-54, resulting in a saving of 231 teachers.

So far as teachers' salaries are concerned, a progressive step taken during the year was the decision to confer on all temporary teachers the salary and grade as per the qualifications they hold after completing one year's service in the Department. The practice hitherto followed was to give the salary and grade as per the qualifications a teacher holds only on his confirmation. Another step was to endorse and follow the Government's decision to grant the B. T. teacher's grade to the graduate teachers who possess the Diploma in Basic Training of the Government Graduates' Basic Training Centres.

Out of the 3,902 ordinary teachers in the City, 3,419 were trained and 483 were untrained. The percentage of trained teachers to the total number of teachers is 87.6. In the Suburban schools out of 743 ordinary teachers, 614 were trained and 129 untrained, giving about 83 as percentage of trained teachers. The statement showing the number of trained, untrained, permanent and temporary teachers on the different Sides is given in Appendix A.

The Education Officer and the Supervising Officers paid Visits to the schools as usual. For better and more effective supervision, one post of a Superintendent for Urdu Schools which was held in abeyance after the retirement of the previous incumbent was revived and filled in by the appointment of an Officer from the Education Department, Government of Bombay during the year. The other Superintendent of Urdu Schools, Smt. Usmani was granted *Ex-Leave* without Pay for a period of two years to take up an appointment with the Central Government Secretariat from 1st October 1953. As her post was held in abeyance and it was necessary to give adequate help to the Superintendent of Urdu Schools, a new post of Assistant Superintendent was created and filled in from January 1954. The Supervisory Officers paid educational, surprise etc., visits to schools and made useful suggestions to teachers to improve efficiency in teaching and discipline.

The curriculum was divided up month by month at the beginning of the year and distributed to schools for the guidance of teachers. Besides the teaching-aids for different subjects purchased and supplied to all schools to help the teachers in their day-to-day work, the teachers themselves also prepared teaching-aids like models, charts etc., with a view to making teaching easier and more interesting. Hindi, the National Language, was taught in the Upper Primary Classes. Teachers' Diaries, Progress Cards and Progress Registers were maintained in all Schools. The parents were kept informed of the progress, conduct and attendance of their wards by forwarding the Progress Cards of their wards to them at the end of each month. Leaflets giving useful information on school terms, admission to schools etc., were distributed to the parents for information and guidance. As stated in the previous year's report, Weekly Tests were dispensed with during the year and the pupils of all the Standards were subjected to fortnightly tests instead. Pupils of Standards I to III were promoted to higher Standards at the end of the year on the basis of the results of fortnightly tests throughout the year, the marks obtained at each test being entered in their Progress Cards. The question of changing the nature of the Double Promotion Examination with a view to giving facilities to extra-ordinary and really bright pupils to have accelerated promotion is under consideration. In July 1953, a Double Promotion Examination was held. In all, 1,084 pupils appeared for this examination, out of which 900 were successful, giving a percentage of 83. The successful pupils were promoted to higher standards from 1st August 1953: they appeared for the Annual Examination of these Classes in April 1954. Written examinations of pupils of Standards IV to VII were held in the months of March and April 1954.

As stated in the last year's report, a Central Board of eight members including, representatives of the Teachers' Federation and the Head Teachers' Association, was constituted for conducting Annual Examinations. The Board appointed Sub-Committees for the purpose of setting the question papers in different subjects. The Sub-Committees forwarded to the paper-setters selected questions from those received from the teachers of schools grouped in different zones. The Examination was conducted at selected Centres under the supervision of Officers and answer books were assessed by selected teachers at fixed Centres. The following table gives details of the results of the Annual Examinations held in March-April 1954:—

Standard	NO. OF PUPILS						TOTAL NO. OF PUPILS		
	CITY			SUBURBS			Appeared	Promoted	Percentage of results
	Appeared	Promoted	Percentage of results	Appeared	Promoted	Percentage of results			
1	2	3	4	5	6	7	8	9	10
I ...	40,573	30,330	75	8,215	5,668	69	48,788	35,998	74
II ...	29,987	26,192	87	6,023	4,923	82	36,010	31,115	86
III ...	24,134	21,438	89	4,760	4,039	85	28,894	25,477	88
IV ...	19,531	17,553	90	3,534	3,040	86	23,074	20,593	89
V ...	12,835	12,077	95	1,969	1,801	91	14,804	13,878	93
VI ...	12,061	11,616	96	1,536	1,488	97	13,597	13,104	96
VII ...	8,294	8,142	98	1,110	1,083	97	9,404	9,225	98
Total ...	1,47,415	1,27,348	86	27,156	22,042	81	1,73,571	1,49,390	86

The result of the Municipal School pupils at the Primary School Certificate Examination 1954 was about 47 per cent.

A supplementary examination for the pupils who could not appear at the Annual Examinations either due to illness or other circumstances beyond their control will be held in the month of June 1954.

Following factors *inter alia* hampered the progress of the pupils: (1) a top heavy curriculum which imposed heavy burden on the pupils and which even trained teachers found difficult to cope with within the time at their disposal; (2) the largeness of certain classes; (3) inadequate facilities for pupils to study at home and (4) lack of suitable school buildings.

The existing syllabus, being heavy, requires teaching to be done in detail by giving individual attention. It is difficult to accommodate an adequate number of pupils in schools having smaller rooms: this is because of the buildings, being hired ones, were not originally constructed for school purposes. The overcrowding in

schools on account of inadequate accommodation was an impediment in the way of efficient instruction. A number of schools were being held in two sessions for want of sufficient accommodation. The holding of schools in two sessions, though resorted to as a matter of extreme necessity, is definitely inconvenient not only to the pupils and the parents but also to the staff. Besides, the curtailment of teaching hours which it entails, also hampers the progress of education in as much as there is no sufficient time to impart adequate and effective instruction to pupils. These are unavoidable evils which we have to put up with until the primary problem of adequate accommodation is overcome. A scheme for a regular programme of construction of new school buildings, which is under consideration, is expected to ease the problem in future.

Government have also revised the curriculum for Standards I to VII which was found to be very heavy and have been pleased to accept the various constructive suggestions made by us. The new curriculum will come into force from June 1955.

As mentioned in the last year's report, powers to give direction to the Corporation in respect of subjects, curricula, text-books and standards of teaching in Municipal and Municipal aided primary schools vests in the Government, as per the provisions of section 62-BB of the Bombay Municipal Corporation Act. Accordingly Government had given directions in Government Resolution, Education Department, No. T.B.K. 1051 of 11th January 1952 regarding text-books for use in the Bombay Municipal Primary Schools for the period 1952-54. These books were introduced in the Municipal Schools from 1st March 1952 and continued to be used during the year under report except in the case of Sindhi text-books wherein a new set of books was prescribed by Government. Additional books in subjects like Drawing, Hindustani, etc., approved by the Education Committee for being used in Municipal Schools for the period 1952-54 were also continued during the year.

With a view to exploring the possibility of implementing the Basic Education Scheme in Municipal Schools, two of our schools were converted into Basic Schools in 1949 with Spinning and Weaving as the Basic Crafts. Experience gained in the running of the two schools, however, showed that Basic Education was not workable in a highly industrialised City like Bombay. It has not been possible to follow all the aspects of Basic Education as the basic craft of Spinning is not suitable and teachers find it difficult to teach all subjects by linking them to the craft adopted. The enthusiasm shown by the pupils in the beginning waned subsequently as the craft was not natural to their environment. Experience gained in both the schools leads one to suggest that instead of converting ordinary schools into Basic Schools, some principles of Basic Education should be adopted by introducing the teaching of Craft as a distinct craft and by organising studies on practical lines. Thus the introduction of Basic Education in a City like Bombay has not been found a practicable proposition due to several reasons such as paucity of funds for the purchase of requisite materials, paucity of good Basic trained teachers, absence of suitable accommodation etc.

The old Byculla Training Class was converted into an Education Centre in the year 1949. The objective was to devise ways and means of keeping our Primary teachers acquainted with the latest methods and trends in the field of primary education and with the new teaching devices or methods. The Centre had a running staff of one Principal and two Instructors all of whom were trained graduates. With the help of other officers of the Department, the Centre conducted Refresher Classes in the Methods of Education, Geography, Science, Teaching and Handwork. In this way, five batches of Refresher Classes benefitting about 600 teachers were held during the period from 1949 to 1952. The holding of the Classes had to be discontinued from 1st March 1952 as no budget provision could be made in the Budget for the year 1952-53. The Centre, however, conducted lectures by eminent educationists of the City on various educational topics for the benefit of our teachers and also arranged programmes of Film Shows in different schools for the benefit of the pupils and teachers with the co-operation of the Propaganda Officer of the Corporation, the Government Inspector for Visual Education, etc. The Centre thus conducted about 50 lectures and 62 film shows during 1952-53. During the year under report the Centre was closed and a proposal to establish a Research Unit in problems of primary education was under consideration of the Municipal Commissioner and the Education Committee. The proposal has now been approved. A provision for the establishment of the Educational Research Unit has been made in the ensuing year's Budget.

33 pupil-teaches in year I and 32 in year II were under training at the Rahamatulla Currimbhoy Urdu Training Institute for Lady Teachers during the year under report. 30 trainees of the First Year Class were promoted to the Second Year Class. Out of the 32 trainees of the Second Year Class, 31 appeared at the Primary Teachers Certificate Examination, and 13 of them were successful. Basic Crafts like Spinning and Weaving were continued as part of the Training Course. Due attention was paid to the extra-curricular activities of the trainees who also took part in the Departmental functions and visited places of interest in and near the City.

The amount of interest accrued on the various Trusts and Endowment Funds was distributed among deserving pupils as per the terms and conditions of the Trusts. Fees were charged at the rate of Rs. 2 for Std. V, Rs. 2-4-0 for Std. VI and Rs. 2-8-0 for Std. VII, the education in the lower standards being entirely free. All Harijan children were, however, admitted and taught free in Municipal Upper Primary Schools. Wards of all Municipal employees drawing a salary upto Rs. 240 per month continued to be exempted from the payment of fees. Freeships and half freeships were also granted to poor and deserving pupils to the extent of 40 per cent. (30 per cent. full freeships and 20 per cent. half freeships) of the children attending the schools. During the year, in all, 27,956 pupils received free studentships and half free studentships. Out of this number, 5736 were Harijan and 1,367 were children of Municipal employees.

The progress towards the replacement of old type of furniture in our schools and adequate supply of equipment required by the schools as teaching materials and aids continued in spite of financial handicaps. A provision of over Rs. 2,55,000 was made in the year's Budget for the supply of Equipment and Furniture to Municipal Schools. School equipment worth about Rs. 86,885 was purchased and furniture worth Rs. 95,700 was ordered out during the year.

The number of Municipal-owned school buildings at the beginning of the year was 61-29 in the City and 32 in the Suburbs. Two new Municipal school buildings, one at Laxminarayan Lane at Matunga in the City and one at Vile Parle in the Suburbs were constructed during the year. An additional floor was also constructed on the Municipal R. C. Mahim Urdu School. The construction of a new school building at Suparibaug Road, Parei, for housing a number of schools in that locality was also nearing completion at the end of the year under report. Thus there were 63 Municipal-owned school buildings (30 in the City and 33 in the Suburbs) at the end of the year housing 83 schools accommodating about 36,500 pupils in all. The remaining schools were accommodated in rented buildings at an approximate yearly cost of Rs. 6,20,983 inclusive of ground rent, Municipal taxes, Insurance Premia etc.

Conditions in the rented buildings were far from satisfactory as they were originally designed for residential purposes. The tremendous increase in the population of Bombay in recent years, has made it almost impossible to secure additional accommodation for the increasing number of pupils in Municipal schools. Because of these difficulties there is an urgent necessity of increasing the number of Municipal-owned school buildings, and a Building Programme for additions and extensions to the existing Municipal School Buildings, construction of new buildings on vacant plots, acquisition of private buildings and plots has been envisaged and is under active consideration of the Municipal Commissioner.

III.—Municipal Aided and Recognised Schools

The number of Aided Schools in the City on the last day of the year was 226 as against 224 at the beginning of the year. The corresponding figures for the Suburbs were 65 and 59. The difference in the number of schools in the City was due to the transfer of 5 Schools from the list of recognised schools to the list of Aided Schools, amalgamation of one school, splitting up of one school, taking over of one school under Municipal management, closing down of one school and the transfer of one school from the list of Aided Schools to the list of recognised schools. In the Suburbs, the difference in the number of Aided Schools was due to the addition of six recognised schools to the list of Aided Schools, amalgamation of two Aided Schools into one and the splitting up of one of the Aided Schools into two schools.

The number of pupils in Aided Schools in the City and Suburbs increased during the year under review from 69,552 to 73,771 (a net increase of 4,219). The number of aided schools and pupils in them is given in the following table with corresponding figures of the previous year:—

Municipal Aided Schools and Pupils

Class of Schools.	On 31st March 1953.		On 31st March 1954.	
	No. of Schools.	Pupils.	No. of Schools.	Pupils.
<i>City</i>				
Marathi Schools	34	6,718	34	7,082
Gujarati Schools	100	17,897	102	18,339
Urdu Schools	20	4,499	20	4,902
Hindi Schools	6	1,818	6	1,881
Sindhi Schools	9	1,689	9	1,734
Tamil, Telugu Schools	7	2,017	6	2,230
English Teaching Schools	32	17,893	33	18,817
Miscellaneous Schools	2	251	2	277
Marathi Night Schools	1	66	1	75
Gujarati Night Schools	2	130	2	129
Urdu Night Schools	1	25	1	32
Kanerease Night Schools	6	582	6	664
Special Institutions	4	722	4	753
	224	54,307	226	56,915
<i>Suburbs</i>				
Marathi Schools	5	958	5	940
Gujarati Schools	18	5,432	20	5,673
Urdu Schools	3	235	3	230
Hindi Schools	4	823	6	1,090
Sindhi Schools	2	350	2	396
Tamil Schools	1	64
English Teaching Schools	25	7,385	26	8,409
Gujarati Night Schools	2	62	2	54
	59	15,245	65	16,856
Grand Total for Greater Bombay	283	69,552	291	73,771

The average number of pupils on rolls in Aided Schools in the City during the year was 56,493 as against 54,733 and the average daily attendance was 50,622 as against 48,362 for the previous year. In the Suburbs, the average number of pupils on rolls was 16,556 as against 13,785 and average daily attendance was 14,873 as against 13,090 for the previous years.

The total number of teachers in Aided Schools as on 31st March 1954 was as follows:—

	City.	Suburbs.	Total.
Ordinary Teachers	1,874	484	2,358
Special Teachers	403	101	504
Total	2,277	585	2,862

Out of the 2,358 ordinary teachers 961 were trained and 1,397 were untrained. The percentage of trained teachers in Aided Schools to the total number of teachers worked out to 61 which compares unfavourably with the percentage of trained teachers in Municipal Schools. The percentage of trained teachers in Municipal Schools is 83.

The Superintendent, Gujarati, and Suburban Schools, continued to be in charge of the Aided Schools also and was assisted in his work by an Assistant Superintendent and five Inspecting Officers. Educational work of the Schools was observed, checked and guided by the Inspecting Officers who paid Surprise Inspection etc., visits to the schools. Some of the Officers of other Sections also assisted the Superintendent, Aided Schools, in his work of Annual Educational Inspection of Aided Schools.

The power of administering grants to Aided Schools now vests in the Corporation under the revised Section 62C(3) of the Bombay Municipal Corporation Act. As stated in the last year's report the grant-in-aid for the fiscal year 1952-53 was distributed to the schools concerned in September 1953 after the same was sanctioned by the Corporation. The Corporation under their Resolution No. 488, dated the 6th August 1953 continued Rs. 47 per pupil per annum to be the rate of maximum admissible expenditure for the Aided Schools for a further period of three years from 1st April 1952 or till the implementation of the proposed Revised Grant-in-Aid Code, whichever is earlier. The total amount of grants assessed as per rules in favour of the Aided Schools in the City (including Primary Sections of English Teaching Schools) for the year under review was Rs. 6,11,496 as against Rs. 6,08,232 for the previous year. The Budgetted provision, however, for the year under report was only Rs. 3,21,000. A new method known as the 'Means Test' was adopted under which income from fees admissible expenditure etc., are taken into account for assessing the grants payable to schools. Even on the basis of Means Test the total amount of grants to be recommended, viz., Rs. 3,37,993 was in excess of the Budget provision. An additional budget grant was, therefore, sanctioned by the Corporation for the purpose and the grants were finally paid to a majority of schools during the year under report.

Grants were not recommended in favour of the following schools for reasons mentioned against them :—

- | | | |
|--|-----|---|
| (1) The Central English School | ... | Irregular working. |
| (2) Dadar Sarvajanic Free Night School. | ... | Low attendance. |
| (3) Lokamanya Girls Madressa | ... | Amalgamation with another aided school. |
| (4) Don Bosco High School | ... | Withdrawal of registration. |
| (5) St. Michael's English School | ... | Non-submission of accounts. |
| (6) Alexandra Girls' English School | ... | There was not a single child with English as its mother-tongue. |
| (7) Karnatak Kindergarten Primary School | ... | Closing down. |
| (8) Jasmynes High School | ... | Withdrawal of application for registration. |

The grants to a majority of the schools were paid in March 1954 and the remaining schools will be paid in the ensuing year.

The expenditure incurred on Dearness Allowance by Private Primary Aided Schools in the ex-Bandra Municipal area from 1st January 1947 to 28th February 1949 was disallowed for the purposes of ordinary grant as the question of the payment of special grant by the Government on that expenditure was under correspondence with the Government. The Government, however, refused to bear their share on this account and hence the condition on which the ex-Bandra Municipality accepted the liability remained unfulfilled. According to legal opinion the Corporation was liable to pay 1/3rd of the cost on account of Dearness Allowance. The Corporation, therefore, resolved to pay their 1/3rd share amounting to Rs. 15,296 to 22 Aided Schools in the ex-Bandra Municipal area for the period from 1st January 1947 to 28th February 1949 and the amount was paid to the schools in January 1954. A representation has however been made to the Government to reconsider their decision and meet their obligation. The matter is still under correspondence.

The total expenditure incurred by the Aided Schools and the average cost per pupil to the Corporation by way of grants, with comparative figures of the previous year, are detailed below :—

	Average Number of pupils on rolls.	Total expenditure incurred by Aided Schools.	Average cost per pupil to Aided Schools.	Cost per pupil to the Corporation.
<i>City.</i>	Rs.	Rs.	Rs.	Rs.
(i) 1952-53	54,733	36,78,927	67.2	6.5
(ii) 1953-54	56,493	39,75,705	70.4	12.9
<i>Suburbs.</i>				
(i) 1952-53	13,785	8,25,892	59.9	8.3
(ii) 1953-54	16,556	9,05,033	54.7	7.9

On a request from the authorities of the Orthopaedic Hospital at Mahalaxmi, three Municipal teachers—two Hindi, one Gujarati, one Marathi knowing—were assigned by the Corporation to the Primary School run by them for the benefit of Crippled children.

The scales of salary and rates of Dearness Allowance in Aided Schools were not as per the Municipal Scales. All Schools were, therefore, directed to lay down service conditions, pay scales and Provident Fund Schemes for the benefit of their staff and to get the same approved by the Department. Some schools have implemented the directive but a considerable number of schools still have uneven Scales and unsatisfactory service conditions. Complaints of ill-treatment of teachers by the management of some schools were promptly attended to and in some cases amicable settlements between managements and the staff were arrived at through persuasion. The standard of instruction imparted in some Aided Schools was comparatively low, on account of inadequacy of teachers and equipment.

Besides the Aided Schools, there were 29 other Schools which were recognised but which did not receive aid from the Corporation. The number of such schools, the number of pupils and the number of teachers in them as they stood on 31st March 1954 with comparative figures of the previous year are given below :—

Recognised Schools.	On 31st March 1953.			On 31st March 1954.		
	No. of Schools.	Pupils.	Teachers.	No. of Schools.	Pupils.	Teachers.
City	23	4,082	192	26	5,653	269
Suburbs	8	723	33	3	429	16
Total	31	4,805	225	29	6,082	285

During the course of the year, 11 Recognised Schools (5 in the City and 6 in the Suburbs) were transferred to the list of Aided Schools and 8 new schools (7 in the City and 1 in the Suburbs) were recognised. One school in the City was transferred from the list of Aided Schools to the list of Recognised Schools. Thus there was an increase of 3 Recognised Schools in the City and decrease of 5 in the Suburbs.

The average number of pupils on rolls in Recognised Schools in the City during the year was 5,032 as against 3,858 in the previous year and the average daily attendance was 4535 as against 3440 of the previous year. In the Suburban recognised schools, the average number of pupils on rolls was 437 as against 648 of the previous year and the average daily attendance was 376 as against 605 of the previous year.

IV.—Free and Compulsory Education

21. Supervision. The work of bringing in non-attending children to Municipal Schools was being looked after by the Department of the Special Attendance Officer, assisted by two Officers—one Assistant Special Attendance Officer and one Junior Attendance Officer.

22. As required by Rule 5 of the Rules framed by Government under Section 18 of the City of Bombay Primary Education Act XV of 1920, as amended by Bombay Act XLVIII of 1950 a census of non-attending children of school-going age has to be organised every year. A census was accordingly taken last year at a cost of about Rs. 13,800 but provision for it was deleted by the Education Committee and the Corporation during 1953-54. The question of moving the Government for amending some of the Rules so as to bring them in line with the Rules framed by the Government under the Bombay Primary Education Act of 1947, was considered by the Municipal Commissioner. In the meanwhile, it was decided by the Education Committee and the Corporation to approach the Government for permission to dispense with the taking of a census of non-attending children this year, under Rule 6 of the Rules framed by Government under Section 18 of the City of Bombay Primary Education Act XV of 1920. The necessary permission having been received, no census of non-attending children of school-going age was taken during the year.

As a result of the dispensing with the taking of census of non-attending children of school-going age, the activities of the Census Department were reduced considerably and its staff was absorbed in other Municipal Departments except three Attendance Officers, who continued to pay visits to schools and localities in the labour areas and induce the guardians of non-attending children to send their wards to schools during the period when admissions were open. Two of the Officers were also entrusted with the work of Record Inspection of Municipal Schools.

The following table shows the actual progress made during the year as compared with that of the previous year :—

Classification of Pupils as per Age

Year	Number of Municipal Schools and Classes	Number of children			Total	Average attendance
		Under age (below 6)	Compulsory age (6-11)	Overage (11 and above)		
City						
1952-53	351 Schools 29 Classes	103	94,927	53,101	1,48,131	1,27,815
1953-54	350 Schools 34 Classes	166	99,739	54,388	1,54,293	1,30,474
Suburbs						
1952-53	93 Schools 14 Classes	9	18,275	8,689	26,973	21,485
1953-54	93 Schools 19 Classes	6	18,677	8,951	27,635	22,604

V.—Vocational Education

At the end of the year 1948-49, there were 13 Municipal Central Schools wherein at least one Craft was taught to the pupils together with other subjects so as to enable them to pick up a trade or vocation. However, due to several reasons such as inadequate equipment, heavy courses of studies resulting in our inability to provide for an adequate number of Craft periods, etc., these Central Schools could not attract sufficient number of pupils. The Central Schools were, therefore, re-organised as Vocational Upper Primary Schools from June 1949 by the introduction of different Crafts. These schools prepared pupils for the Primary School Certificate Examination and also for the Carpentry and Tailoring Examinations of the Department of Technical Education, Government of Bombay. With a view to making the Vocational schools more attractive and useful to a larger number of pupils, the Government was requested to shift Tailoring, Paper and Cardboard Modelling, Cane-work or Leather Work from the Head VI to Head V in the lists of Vocational subjects for the P. S. C. Examination and to reduce the four years' course to 3 years. Last year the Government accepted our suggestion to reduce the course of studies to 3 years in all Vocational Schools and also included Tailoring as one of the Compulsory subjects under Head V for the Primary School Certificate Examination. Suitable changes and adjustments had therefore to be made in the curriculum of the Vocational Schools during the year under review. The subjects of Carpentry and Tailoring were introduced from Standard V instead of from Standard VI as was previously done and the division of Standard VII as Junior and Senior was abolished. The courses of Carpentry and Tailoring introduced by the Director of Technical Education were adjusted in such a way as to enable the pupils to appear for the Second Year Carpentry and Tailoring Examinations along with the Primary School Certificate Examination. The effect of the change was that the number of pupils in Vocational Schools increased to 2,960 during the year.

There were in all 22 Vocational Schools out of which 10 were practically for girls who were taught Sewing and Embroidery. Spinning and Weaving was taught in the Municipal Byculla School. There were 21 Handicraft Classes for Carpentry, Tailoring, Book-Binding, Clock-repairing and Signboard Painting. Clay Modelling was taught in two Classes and Toy-making in two. Instruction in Spinning and Cardboard Modelling was also given to the pupils of lower standards in Suburban Schools. The classes worked under the direct supervision of the Supervisor of Handicrafts and Stores. There were in all 2,960 pupils attending Handicraft Classes. Out of these pupils 2,684 pupils received instruction in Carpentry and Tailoring as against 1,471 in the previous year. The imposition of an Examination fee of Rs. 3 for the First Year, Rs. 4 for the Second Year and Rs. 5 for the Third Year Carpentry and Tailoring Examinations by the Government for the last three years adversely affected the number of pupils appearing for the Annual Examinations. In all 113 pupils—65 for the I Year, 22 for the II Year and 26 for the III Year had appeared at the Tailoring Examination and 124 pupils—80 for the I Year, 39 for the II Year and 5 for the III Year for the Carpentry Examinations. The details of the results of the Examinations are not available. The percentage of the successful candidates is, however, roughly assessed at about 45.

The Exhibition of Handicrafts and Sewing work which is an annual feature of the Handicrafts Department was not held during the current year. Instead, the Department had put up a separate stall at the Civic Exhibition held in February-March 1954 wherein, articles of Handicraft and Sewing Work, prepared by the pupils were displayed for sale. An amount of Rs. 1,918-11-0 was realised by way of sale proceeds of the articles.

VI.—Physical Education

The Government Syllabus in Physical Education for Lower Primary and Upper Primary Schools in the State was followed in the Municipal Schools this year also with suitable adjustments to suit local conditions. Five periods per week for Standards I to IV and three periods per week for Standards V to VII were assigned for Physical Education. The pupils of Standards V, VI and VII of the Vocational Schools who had to learn a Craft were exempted from Physical Education. Separate time-tables were maintained for Physical Education and the Senior Supervisor of Physical Instruction and other Officers in the Section paid frequent visits to schools to guide the teachers in charge of Physical Education. The Physical Education Department also took advantage of the Refresher Classes conducted by Dr. Nash, an eminent American authority on Physical Education, at the Training Institute for Physical Education, Kandivli by sending one of its Physical Instructors to attend the Course. The following information will be of interest:—

Total number of Schools and Classes	...	496
Number of Schools imparting physical education on playgrounds	...	60
Number of Schools imparting physical education in open school compounds	...	163
Number of Schools imparting physical education in school rooms	...	273
Total number of pupils	...	1,81,927
Number of pupils taking physical education	...	1,76,247
Total number of teachers	...	4,645
Number of teachers trained in physical education	...	2,072
Number of teachers to be trained in physical education	...	2,573
City Schools	...	1,917
Suburban Schools	...	656

The following were the principal activities of the Department during the year :—

(i) Annual Sports

The preliminary Sports were held at the end of November 1953 at four selected centres in the City and two in the Suburbs and the finals were held on 4th December 1953. Pupils from all schools participated in the Sports. In all about 6,200 pupils from the City Schools and 1,000 pupils from the Suburban Schools participated in the various competitions. The Prize Distribution Ceremony of the Annual Sports was held on 13th March 1954 at the Gilder Tank Playground under the Presidentship of Shri Dinkarrao N. Desai, M.A., LL.B., Minister of Education and Law, Government of Bombay. A cultural programme of various interesting items presented on the occasion by the pupils of Municipal Schools was highly appreciated by a large and distinguished audience. At the end, Smt. Desai distributed the prizes and cups to the winners in the sports. The Championship Cups were won by the following Schools :—

Name of the Cup	Name of the School
1 Dr. Cursetji Cup	Currey Road Upper Primary Marathi School.
2 Shri Jal Engineer Cup	Chinchpokli Upper Primary Marathi School.
3 Shri N. M. Mirchandani Cup	Mahim Upper Primary Marathi School.

(ii) Mass Drill Displays

Four Mass Drill Displays—two by the children of the City Schools and two by the children of the Suburban Schools were held during the year under report. The Mass Drill Display by the children of the schools in South Bombay area was held on the 12th December 1953 at the Gilder Tank Playground under the Presidentship of Shri M. S. Prabhoo, Municipal Councillor, when 2,025 children from 35 schools participated in it. The Mass Drill Display by the children of the schools in North Bombay area was held on the 15th December 1953 at Shivaji Park under the Presidentship of Shri N. C. Bharucha, M.A., LL.B., M.L.A., Municipal Councillor, in which 5,050 children from 46 schools took part. In the Suburbs, a display was held on the 17th December 1953 at the Municipal Petit Marathi School, Bandra under the Presidentship of Dr. P. A. Dias, L.M.&S., Mayor of Greater Bombay and 1,125 pupils from 20 Schools took part in it. The other Mass Drill Display by 1,045 pupils of 24 schools was held at Kurla under the Presidentship of Shri G. B. Mahashabde, J.P., Municipal Councillor. The displays, among other items, included a March Past and the distinguished audience was much impressed by the fine disciplined and rhythmic performance given by the children.

VII.—Scout Movement

The Boy Scout and Girl Guide Movement continued to flourish as usual in the Municipal Schools. Shri M. V. Donde, B.A., M.L.C., and Smt. Khadija Shuffi Taybji, M.L.A., J.P., continued to hold the offices of the District Commissioner, Municipal Boy Scouts and District Commissioner, Municipal Girl Guides, respectively during the year.

The number of Scout Troops and Cub Packs at the end of the year was 78 and 67 respectively and that of Scouts and Cubs was 1,974 and 1,662 respectively. The number of Girl Guide Companies and Flocks at the end of the year was 70 and 152 with 1,823 Guides and 3,282 Bulbuls in them respectively.

The Bombay Municipal Boy Scout and Girl Guide Association has been affiliated to the Bharat Scouts and Guides, Bombay State. In accordance with the Aims, Policy, Rules and Organization (A.P.R.O.) framed by the National Headquarters of Bharat Scouts and Guides, it was deemed necessary to frame the Constitution and Rules for the Municipal Organization, consistent with the Bye-laws prepared by the National Headquarters. Unlike other Scout and Guide Associations, the Municipal Scout and Guide Association is not maintained from subscriptions from members but is maintained by the Corporation from its own funds. Its aim is also somewhat different in that we aim at giving training in Scouting to boys and girls in the Bombay Municipal Schools through and under the guidance of specially appointed Officers. During the last few years, the scope of this Association has been widened a great deal so as to cover over 450 Municipal Schools in Greater Bombay with about 10,000 Scouts and Guides. Hence with a view to dealing effectively with the varied problems of Scouting and Guiding, it has been proposed to have a Divisional Organization, enjoying all the privileges of any other Scout Division. The Constitution and Bye-laws have been accordingly framed for a Divisional Organization under which there will be District and Local Associations with freedom to propose our own office bearers and the same have been sent to the National Headquarters, Bharat Scouts and Guides for their approval. Their decision in the matter is awaited.

The usual activities of the Municipal Boy Scouts and Girl Guides such as (1) Week-end Camps, Trips and Excursions (2) Preliminary and Patrol Leaders' Training Camps (3) Social Work (4) Help at Departmental and Public Functions (5) Celebration of the Republic Day etc. were carried out during the year. A new feature of the year was the 'Anand Bazar' arranged by the Guides' Section of the State Bharat Scouts and Guides where self-prepared articles were sold by the Guides in aid of that organization. The Civic Guides put in 35 articles for sale in the Anand Bazar.

The following were some of the important activities of the year :—

(i) The National Scout Week

As per the circular of the Bharat Scouts and Guides, Bombay State, the National Scout Week was observed by the Civic Scouts and Guides from 29th November to 6th December 1953. It was inaugurated by the Headteachers of our schools and the activities consisted of route march, a Bob-a-Job Day during which the Scouts and Scouters cleaned the School premises, a Flag Day, a Good-Turn Day, finally concluding in two Camp Fire Programmes—one presided over by Shri Mangaldas Pakwasa at the Municipal Kamathipura School and another presided over by Lady Kania, State Commissioner of Guides at the Municipal New Dadar Kumbharwada School. The Scouters and Guiders together collected Rs. 597-3-0 from the public in sealed boxes on the Flag Day.

(ii) Annual Scouts Sports and Rally

The Annual Sports of the Boy Scouts and Girl Guides were held from the 18th to 22nd January 1954 at the Gilder Tank Maidan. About 350 Scouts and Cubs and 100 Guides and Bulbuls took part in the different events and prizes were awarded to the winners.

The Championship Cups and Shields were awarded to the following Schools :—

1. Professor V. G. Rao Cup	...	Mazgaon U. P. Marathi School.
2. Shri Dorab Tata Shield	...	Kamathipura Voc. U. P. Marathi School.
3. Shri M. N. Talpade Cup	...	New Dadar Kumbharwada Marathi School.
4. Smt. Shuffi Tyabji Cup	...	Chinchpokli U. P. Marathi School No. 2.
5. Shri Raja Maharaja Singh Cups (two cups)	...	(1) Morland Road U. P. Urdu School. (2) Dadar U. P. Marathi School.
6. Seth Dwarkadas Tribhuvandas Cup	...	Worli Urdu School.
7. Sir Boman Behram Cup	...	Lord Harris U. P. Marathi School.
8. K. B. Rele Cup	...	Matunga King's Circle Marathi School.
9. Sir Byramji Jijeebhoy Cup	...	Madanpura Urdu School.

The Annual Scout Rally of Boy Scouts and Girl Guides was held on 23rd February 1954 at the Gilder Tank Playground under the Presidentship of the Honourable Shri M. C. Chagla, B.A., (Oxon.), Bar-at-Law, Chief Justice of Bombay. The function of an hour's duration consisted of a number of scouty items such as 'Fort Attack', 'Bridge Building', 'Laundress Badge' and was highly appreciated by all. Shri Chagla in his presidential speech particularly emphasised the principles of discipline and service and the non-sectarian character of the Scout Movement and expressed satisfaction at the efficiency and confidence with which the whole show was staged by the Municipal Scouts. Smt. Chagla gave away the prizes and Cups to the winners.

(iii) All India Bharat Scouts and Guides Mela

During the year under report, the All India Bharat Scouts and Guides Mela (Jamboree) was held at Secunderabad from the 29th December 1953 to 2nd January 1954. 34 Scouts and Scouters and 21 Guides and Guiders were deputed to attend the Jamboree further adding to their knowledge and experience of the Scout Movement.

VIII—FINANCE

The principal sources of revenue of the Primary Education Fund Budget are (1) the Corporation's contribution—a sum equal to five times the amount of the nett estimated realisation of the General Tax divided by the rate of the General Tax; (2) Government Grant towards Primary Education; (3) Fees from Municipal Schools and (4) Other Miscellaneous receipts. The second Budget Estimates of the Education Fund for the year 1953-54 were prepared by the Municipal Commissioner in October 1952 as required under Section 126-C of the Bombay Municipal Corporation Act and placed before the Education Committee. The income for the year 1953-54 was estimated at Rs. 1,45,63,000 (Rs. 1,28,64,000 for the City Section and Rs. 17,04,000 for the Suburban Section). The estimated expenditure for 1953-54 was placed at Rs. 1,45,56,000 (Rs. 1,26,36,000 for the City Section and Rs. 19,20,000 for the Suburban Section) showing a decrease of Rs. 80,000 made up of a decrease of Rs. 1,40,000 for the City Section and an increase of Rs. 60,000 for the Suburban Section. As pointed out by the Municipal Commissioner while presenting the Budget for 1953-54, out of the two principal sources of revenue of the Education Fund Budget, viz., estimated income on account of General Tax and the Government Grant, the former was more or less stationary on account of the slowing down of building activities and the operation of the Rent Act whereas the latter was subject to a limit of Rs. 25 lakhs. To increase the revenue there were, therefore, only two alternatives—either to levy the Education Cess under Section 195E of the Act or to request Government to raise the limit of their grant. The first would naturally impose an additional burden on the already heavily taxed rate-payers of Bombay and hence was not acceptable. As for the latter, a representation was made to the Government to do away with the ceiling limit of Rs. 25 lakhs and to bear the cost of Upper Primary Education on 50:50 basis. As the Government did not agree, there was therefore, no alternative but to prune down the demands of varying urgency. The Budget estimates were thus adopted by the Education Committee with some modifications.

The actual realization of the General Tax, however, did not come upto the estimated figure and the contribution payable to the Education Fund Budget during 1953-54 calculated on the basis of the actual receipts of General Tax for 1952-53 worked out to Rs. 1,03,93,571 (Rs. 92,43,465 from Budget 'A' and Rs. 11,45,106 from Budget 'D') resulting in a decrease of Rs. 4,06,469 in the estimated contribution from Budgets A and D.

On finally closing the account for the year 1952-53 the actual closing balance amounted to Rs. 7,76,510-8-7. The total amount at the disposal of the Education Committee was Rs. 1,48,19,561-9-1 as shown below :—

	Opening Balance.			Municipal Grant.			Government Grant.			Other Miscellaneous Receipts.		
	Rs.	a.	p.	Rs.	a.	p.	Rs.	a.	p.	Rs.	a.	p.
City		92,48,465	0	0	25,07,550	0	0	5,22,927	11	3
Suburbs		11,45,106	0	0	5,50,000	0	0	69,002	5	3
Total	...	7,76,510	8. 7.	1,03,93,571	0	0	30,57,550	0	0	5,91,930	0	6

The items under Miscellaneous receipts included fees in Standards V, VI and VII of Municipal Schools.

The total expenditure for the year including offices amounted to Rs. 1,39,39,376-3-3 (Rs. 1,21,15,697-10-3 the City Section and Rs. 18,23,677-9-0 in the Suburban Section) the excess amount reserved for the charges for the year over the previous year being Rs. 5,129 leaving a closing balance of Rs. 10,75,056-5-10.

The Grant paid by Government to the Corporation towards the cost of Primary Education amounted to Rs. 30,57,550 including the amount of Rs. 5,50,000 for the Suburban on the cost of Primary Schools.

The Government grant towards Primary Education in Bombay is based on the Shroff Committee's Report of 1948 which laid down that the grant for Primary Education should be equal to 25 per cent. of the approved expenditure subject to a maximum of Rs. 25 lakhs. The expenditure of the Primary Education Department has been mounting with the increase in the number of pupils, increase in wages, dearness allowance and high cost of equipment. It is a growing and expanding Department and hence its expenditure is bound to increase. The Corporation had, therefore, represented to the Government as stated above, to increase the Government grant-in-aid to Primary Education, by doing away with the ceiling limit of Rs. 25 lakhs and by sharing the Upper Primary expenditure on 50 : 50 basis. Government, however, turned down the request on the ground that their grant was increased in the near past according to the Shroff Committee's recommendations. The Government considered it to be premature to reconsider the matter so soon.

The conduct of the Sindhi schools for the benefit of the children of Sindhi residents in the City is an obligation which was taken up at the request of the Central Government. The question of reimbursing to the Corporation, the expenditure incurred on Sindhi Schools was taken up with the State Government, who in turn addressed the Government of India supporting the Corporation's demand. As a result of the efforts made by the Municipal Commissioner and the State Government the Government has been pleased to pay a grant of Rs. 2 lakhs during the year.

Thus, with the inelastic sources of revenue on one side and the increasing demand for more and better schools and educational facilities for the increasing population of Bombay on the other, the Corporation is finding it increasingly difficult day by day to cope with even the urgent needs of the Primary Education Department. This position cannot obviously continue for long and one awaits the future with some anxiety.

The following table shows the average cost per pupil as compared with the corresponding figures of the previous year :—

		Average cost per pupil for the year.
		Rs.
City—		
(a)	According to the No. of pupils on rolls on 31st March 1953 (1,48,131)	74.9
	According to the No. of pupils on rolls on 31st March 1954 (1,54,293) ...	73.8
(b)	According to the average No of pupils on rolls for the whole year 1952-53 (1,55,089) ...	71.6
	Do. 1953-54 (1,55,882) ...	73.0
Suburbs—		
(a)	According to the No. of pupils on rolls on 31st March 1953 (26,973)	60.4
	Do. 31st March 1954 (27,634) ...	61.2
(b)	According to the average No. of pupils on rolls for the whole year 1952-53 (28,279) ...	57.7
	Do. 1953-54 (28,496) ...	59.3

It is necessary to refer here to the financial burden that the Corporation is required to bear on the education of children in Upper Primary Classes. The discontinuance of English in the Lower Middle Standards of Secondary Schools resulted in a considerable influx of pupils in Municipal Schools as the Upper Primary curriculum is identical with that of the Lower Middle Standards of Secondary Schools. Moreover, the fees charged in Municipal Schools, viz. Rs. 2, Rs. 2-4 and Rs. 2-8 for Standards V, VI and VII are comparatively lower than those charged in private secondary schools. It will be noticed from the figures of the year under review that out of 1,81,927 pupils attending Municipal Schools as many as 39,261 were attending Upper Primary Classes and the number is still increasing.

The staff of the Municipal Chief Auditor's Department stationed in the Gilder Tank Office for auditing the Education Fund accounts from day to day, carried on their work as usual and suggestions made by them were attended to.

IX—GENERAL

The School Health Service under the Executive Health Officer of the Corporation for the benefit of the children of Municipal Primary Schools continued to operate as usual. Medical inspection of pupils reading in Standards II and IV, routine examination of pupils of Standards I and III and the medical examination of special cases presented by parents and teachers were taken with a view to finding out their physical defects. In all, 43,589 pupils (24,555 boys and 19,034 girls) were examined during the year of whom 34,995 were found to suffer from one defect or other. The defects noticed were communicated to the guardians of the children. On the guardians' consent, about 8,000 pupils were treated either in the Municipal Dispensaries or at the School Clinic in the K. E. M. Hospital. The accommodation at the School Clinic is, however, inadequate to treat more than 2,000 fresh children annually. Pupils with communicable diseases were promptly detected and prevented from attending the schools during the period of their infectivity. Health Talks on simple and personal hygiene were given to the children in the Schools by the School Medical Officers and School Health Nurses in order to inculcate healthy habits among children. More than 2,500 ailing children were visited at their homes by the School Health Nurses, who also gave instructions to their parents as regards their care and diet. Certified undernourished children continued to be given 8 ozs. of toned pasteurised milk each on every school working day. In all, 36,000 undernourished children in the City Schools received milk during the year for which Corporation spent over Rs. 6,95,600 for the free supply of milk. On a rapid examination in 112 Suburban Schools and Classes about 6,900 undernourished children were selected for giving free milk. Out of these as many as 3180 children were supplied with milk at 45 School Milk Centres. Extension of the Milk Scheme to all the Suburban Schools had to be postponed during the year for want of funds.

The Corporation also decided this year to supplement supply of milk to the undernourished children with light snacks and supplementary food and the Scheme is proposed to be implemented from the ensuing year.

At the end of the previous year, there were 17,418 books in Marathi, Gujarati, Urdu and English in the
34. Municipal Teachers' Library. During the year under report, 628 books were added to the stock. The total number of books at the end of the year under report was 18,046. The total number of magazines and periodicals subscribed during the year was 58 as against 57 of the previous year, the only addition being the English Magazine 'Civic Journal.' The total number of books issued during the year was 12,906 showing an average of 44 books per day as against 10,918 with a daily average of 37 during the previous year. In order to further popularise the Library among the teachers, it was decided to provide every Municipal School with a list of the book in the library, and also of the new additions from time to time. All the Municipal Schools were accordingly supplied with a copy of the list of books available in the Teachers' Library for ready reference of the teachers. The opening of a Branch Library in the Suburbs for the benefit of the teachers from the Suburban Schools had again to be deferred for want of funds.

The Bombay Municipal Primary Education Department's Employees' Co-operative Credit Society
35. Employees' Co-operative Credit Society Ltd. continued to make steady progress during the financial year ending on 30th June 1953. The membership of the Society increased from 3,836 to 3,988 and the share capital from Rs. 4,06,790 to Rs. 4,27,980 and the working capital from Rs. 18,46,950 to Rs. 19,41,143 during the year. The Society made a net profit of Rs. 26,971-13-8. The Society, besides granting loans to its members continued to render very useful service to its members, through its scheme of Saving Deposits and Life Insurance. During the year under report the Society has extended its membership to all the Municipal employees drawing their salary from the Education Fund and serving in Greater Bombay area. It has also extended Savings Bank facilities to the retiring members of the Society and is helping them to invest their moneys at retirement so as to enable them to get a steady income after retirement. The Society has also attained financial self-sufficiency during the year and has been able to do away with the help from the Apex Bank.

(1) *Donation of Shields.*—On the occasion of the Central Sharad Utsav Function held at the Gilder Tank Playground on the 23rd October 1953, thirty two distinguished guests including the Mayor and Municipal Councillors expressed their desire to donate one Silver Shield each as a token of their appreciation of the good work and achievements of the Municipal Primary Education Department. Their names were declared by the President of the Function. The promised donations were accepted with thanks.
36. Donations.

The free use of Municipal school premises for running Government Milk Centres, both in the morning and in the evening was continued. Several educational and Social welfare
37. Gratis use of School premises. institutions were also allowed the use of school premises *gratis* for conducting Social Education Classes, Hindi Classes, Night Schools etc. outside regular school hours on prescribed conditions with the consent of the landlords of the school buildings concerned.

In the development of Primary Education, due importance was assigned to extra-curricular activities in Municipal Schools with a view to inculcating among the pupils the qualities of social service, patriotism, good citizenship, fraternity etc. The following were some of the main extra-curricular activities conducted during the year under report in Municipal Schools :—
38. Extra-curricular Activities.

(a) *Vacation Libraries.*—During May 1953, Vacation Libraries were run at 18 Centres in the City and 6 Centres in the Suburbs in various Municipal Schools. Each Centre was equipped with suitable books in Marathi, Gujarati, Hindi etc., languages and two teachers were appointed at each Centre to guide the children attending the Libraries. A large number of children evinced keen interest in the Libraries, the daily average attendance being over 2,000.

(b) *Independence Day and Republic Day Celebrations.*—Independence Day was celebrated by the schools as usual on the 15th of August 1953 in a simple but dignified manner with the Flag hoisting ceremony and the singing of the National Anthem. The teachers explained to the pupils the meaning of Independence and Democracy and impressed on them their duty towards the country as future citizens. The fourth Republic Day on the 26th January 1954 was also celebrated by the Municipal schools in a manner befitting the occasion. At the request of the Municipal Commissioner, pupils of Municipal schools also gave cultural and variety entertainment programmes at 8 different centres 4 in the City and 4 in the Suburbs—as a part of the Republic Day Celebrations on behalf of the Corporation. Sweets kindly donated by leading Confectioners such as Messrs. Parle Products and others of the City were distributed to the pupils of Municipal Schools on the Republic Day.

(c) *School Anniversaries and Parents' Days.*—With a view to acquainting the parents with the nature of education that is imparted to their wards in the Municipal Schools and to get better co-operation from them, Parents' Days were celebrated in a number of schools on the occasion of Dassera and Silver Jubilee Celebrations as well as School Anniversaries were also observed when programmes consisting of lectures, model lessons, elocution competitions and variety entertainments were arranged for the benefit of the parents and pupils.

(d) *Sharad Utsav (Autumn Festival).*—This year, Sharad Utsav was celebrated by the Municipal schools from 8th October 1953 to 23rd October 1953 at 16 different Centres—12 in the City and 4 in the Suburbs, with a Central Function at Gilder Tank. The number of functions had to be reduced this year due to paucity of funds. Each Centre represented a set of schools, grouped locality-wise and each function consisted of two parts, *viz.* an Exhibition of Educational Aids such as maps, charts, models, hand-work etc. prepared by the teachers and pupils of a group of schools and a cultural programme of about an hour's duration presented by the pupils of the schools participating at that Centre. Each function was presided over by a prominent personality of the City, *e.g.* Ministers, the Mayor, the Municipal Commissioner, the Chairmen of the Municipal Statutory Committees, Municipal Councillors and prominent educationists. The Exhibition provided the teachers with ample opportunity to display their interest and skill devising useful and original educational aids for the day to day teaching of the curriculum. The pupils of tender age also showed remarkable talent in their performances in the cultural programme. The Sharad Utsav has thus become very popular with the pupils, parents, teachers and others alike and the functions have also proved to be highly entertaining and interesting to the public in general.

The Central Sharad Utsav Function was held on the 23rd October 1953 under the Presidentship of Shri M. A. Master, Chairman, Ports Development Committee, Government of India. The cultural programme

on this occasion consisted of the best items presented previously at the 16 different Centres in the various localities while the Central Exhibition arranged in the Gilder Tank School building consisted of Educational aids, models etc., selected from the Exhibitions held at the various Centres. The Central Function as well as the Exhibition proved to be a great success with a large gathering of distinguished guests and members of the public. Pleased with the progress made by the pupils in Municipal Schools and also with the high quality of the cultural programme presented on the occasion, each of the 32 distinguished guests including Municipal Councillors donated a Silver Shield for being awarded to our schools in different wards. Silver Shields donated by Rani Maharaj Singh, seven Chairmen of the ex-Schools Committee and three Municipal Councillors, were presented at the hands of Smt. Master to the cleanest and best conducted schools in Dongri area and each of the seven wards A to G respectively.

(e) *Civic Exhibition.*—A comparatively small but attractive Stall was put up by this Department in the Civic Exhibition organised by the Corporation at the Cross Maidan from 6th February to 17th March 1954. The Exhibits put up depicted in an interesting and vivid manner the development of Primary Education in the City of Bombay from small voluntary efforts to universal free and compulsory education for all children between the ages of 6 and 11 in Greater Bombay and also gave one an idea of the working of the Department. Facts and figures about pupils, teachers, schools and expenditure were represented graphically while the activities of the Schools in the field of Craft Education, Physical Education, Medical Service etc., were illustrated through colourful pictures. Besides a Stall that was put up, variety entertainment programmes were given by the pupils of Municipal Schools on Saturdays in a small theatre erected in the Centre of the Exhibition grounds. Entertainment programmes of vocal and instrumental music were given by the Music Teachers of Municipal Schools on Tuesdays at the Bandstand whereas dramas, Garbas etc., were also given on Fridays by teachers of the Municipal Schools. Two dramas were also performed by the teachers of Municipal Marathi Schools. The programmes proved to be very popular with the visitors who expressed satisfaction at the performance of the 'tiny-tots' and the comparatively high standard of histrionic art displayed by the teachers in the dramas.

A separate Stall displaying for sale a wide range of handicraft articles in Carpentry, Tailoring, Needle Work, Embroidery, etc., prepared by pupils learning crafts in Municipal schools was also put up in the Exhibition and a sum of Rs. 1,918-11-0 was collected as the sale proceeds of the articles.

(f) *Democracy in Schools.*—With a view to inculcating discipline among the pupils along with a sense of self-government, Class Panchayats (Prefect Courts) were introduced in a number of schools. Formation of Children's Societies were also encouraged wherein children formed their own groups recited poetry performed action songs and pursued their own hobbies under a leadership of their own and with guidance of the teachers.

(g) *Co-operative Stores.*—In all, 22 co-operative Stores were run by different Municipal Schools. These Co-operative Stores supplied the needs of the pupils in respect of Text-books, Exercise Books, Slates, etc., at practically cost price. Each Store was managed by the teachers and pupils jointly and the yearly profit was distributed among the pupils by way of dividends.

(h) *Excursions.*—The teachers and pupils of several schools arranged trips and excursions to places of educational and historical importance, e.g. Tansa-cum-Vaitarna Water Scheme, Aarey Milk Colony, the National Park, Docks, Karla, Kanheri, Elephanta and Jogeshwari Caves, etc. The pupils of Municipal Schools also paid visits to the 'Bal Bhavan' on fixed days during the year.

Meetings of the Supervising Officers continued to be held during the year under the Chairmanship of the Education Officer for discussing improvements in Municipal Schools, curriculum, problems of day-to-day administration etc. On some occasions, meetings of the Head Teachers of the Municipal Schools were also convened to discuss the working of the Schools. A Conference of the Head Teachers of the Urdu Side was also convened and addressed by the Municipal Commissioner with a view to raising the teaching efficiency and the tone and discipline of the Urdu Schools.

There were 27 cases of deaths, 80 cases of retirements and 27 cases of resignation etc., among the 40. Deaths, Retire- teaching and non-teaching staff of the Department.
ments.

In conclusion, the Department places on record its appreciation of the valuable services rendered 41. Appreciation of the by the Officers, the ministerial staff, the teachers and the inferior staff during the year work done by the Staff under Report.

K. KHANDVALA,
Education Officer.

APPENDIX 'A'

Statement showing the number of Trained, Untrained, Permanent and Temporary Ordinary Teachers According to sides 1953-54 :—

Class of Schools	TRAINED		UNTRAINED		TOTAL		Total No. of Teachers
	Permanent	Temporary	Permanent	Temporary	Permanent	Temporary	
CITY							
Marathi Schools	1,992	285	149	4	2,141	289	2,430
Gujarati Schools	405	120	77	35	482	155	637
Urdu Schools	310	65	95	20	405	85	490
Hindi Schools	116	30	47	4	163	34	197
Tamil, Telugu, Kanarese, Malayalam, etc. Schools	37	6	22	15	59	21	80
English Primary Schools	12	1	13	2	25	3	28
Sindhi Schools	32	8	32	8	40
Total	2,904	515	403	80	3,307	595	3,902
SUBURBS							
Marathi Schools	344	54	46	1	390	55	445
Gujarati Schools	95	9	19	1	114	10	124
Urdu Schools	42	10	23	6	65	16	81
Hindi Schools	19	7	28	...	47	7	54
South Indian Schools (Tamil Schools)...	2	1	2	1	3
Sindhi Schools	24	7	5	...	29	7	36
Total	526	88	121	8	647	96	743
Grand Total	3,430	603	524	88	3,954	691	4,645

LABOUR DEPARTMENT

Subject : Administration Report for the year 1953-54.

Smt. F. A. Irani B.A., [Hons.] LL.B., D.S.S.A., held the post of the Labour Officer throughout the year under report.

2. *Labour Staff*.—The number of staff employed by each of the departments of the Corporation is as shown below—

Table No. I

(1) Engineering	8,057
(2) Estate Agent and Land Manager	556
(2) Fire Brigade	374
(4) Health (Conservancy and Hospitals inclusive)	14,099
(5) Hydraulic Engineer (Water Works)	2,865
(6) Printing Press	222
(7) Superintendent of Gardens	586
(8) Superintendent of Markets (including Suburbs)	449
(9) Other departments	1,807
Total	29,015

The above table also includes the employees of the Hydraulic Engineer's department belonging to inferior services. They comprise of over 200 categories scattered over the area of Greater Bombay and working at places even outside the limits of Greater Bombay.

3. *Trade Unions*.—The trade unions shown in Table No. II represented the Municipal employees. The departments for which they were formed, the date from which they were functioning and their membership as on 31st March 1952 and 31st March 1953, respectively, have been shown against each. In the remarks column it is shown whether the trade union is a registered union or not.

Table No. II

Name of the Union.	Category or department.	Date of Establishment	Membership as on 31-3-1952.	Membership as on 31-3-1953.
(1) The Bombay Municipal Kamgar Sangh.	Sweepers, etc., belonging mostly to Mahar community.	1-4-1933	2,112	3,919
(2) The Municipal Workers' Union.	Includes all categories of labour staff belonging mostly to Water Works, Architect and Malaria departments.	27-2-1935	1,630	2,161
(3) The Bombay Sweepers' Union.	Any worker who is connected with work of scavenging and cleansing of streets, drains and open spaces belonging to the public, Port Trust and Government.	30-7-1944	1,297	932
(4) The Bombay Municipal Subordinate Staff Union.	Any employee engaged in the Bombay Municipal Corporation in Subordinate service.	2-8-1946	651	1,058
(5) The Bombay Municipal Hospital Employees Union.	Hospital employees of mostly class IV services.	8-5-1946	1,560	1,670
(6) The Bombay Fire Services Union.	Workers engaged in Fire services	24-4-1946	...	365
(7) The Municipal Peons' Union.	Persons belonging to the category of peons in the Bombay Municipal Corporation.	1945	398	562
(8) The Bombay Municipal Servants' Union Suburban Branch.	Any person working in any capacity in any department of the Bombay Municipal Corporation.	2-4-1949	660	928
(9) The Bombay Municipal Health Visitors' Union	Health Visitors	18-1-1951	...	40
(10) The Bombay Municipal Kamgar Union.	Includes all categories of labour staff in the Bombay Municipal Corporation.	18-8-1951	645	857

A federation of the Municipal trade unions was formed in 1950 and the following unions have joined it, (1) The Bombay Municipal Kamgar Sangh, (2) The Municipal Workers' Union, (3) The Bombay Municipal Subordinate Staff Union, (4) The Bombay Municipal Peons' Union, (5) The Bombay Municipal Sweepers' Union, (6) The Bombay Municipal Servants' Union, Suburban Branch and (7) The Education Department Peons' Union.

4. *Labour Relations*.—Labour relations were smooth and there was no dislocation of work at any time. The employees represented by the Bombay Municipal Hospital Employees' Union, the Bombay Municipal Kamgar Union, the Greater Bombay Municipal Employees' Federation and the Bombay Municipal Workers' Union showed a little restiveness and submitted grievances from time to time which were looked into and settled amicably. The Bombay Municipal Hospital Employees' Union who had served a strike notice withdrew the same at the end, and the matter was settled amicably.

5. *Joint Councils.*—Nine joint councils for the Water Works Department, Subordinate Staff, Fire Brigade Staff, Peons, etc., and the K.E.M., Sion, Nair, Arthur Road and G.T.B. Hospitals, continued functioning during the year under report. They worked more or less on the lines of the Whitley Councils of Great Britain. The scope of the work of these councils was elastic enough to allow discussion and recommendations on all matters pertaining to conditions of service. They helped to promote cordial relations between the staff and the administration.

6. *Complaints.*—Complaints received by the Labour Officer were quite varied but generally pertained to delay in payment of salaries or settlement of provident fund accounts, supersession of certain employees and departmental punishment. The Labour Officer was requested to intervene when cases were investigated by the Test Audit Officer and even when the Municipal Commissioner had passed orders. All such complaints were examined and whenever it was noticed that a case required further scrutiny it was reopened. Further whenever it was found that the complaint was not well-founded and the departmental action was justified, the Labour Officer took the opportunity to impress upon the persons concerned their shortcomings. This established a good liaison between the labour and the administration and removed misunderstandings both of the workers and officers. It was noticed that at times some workers could not get any one to write complaints for them or sometimes the complaints were so written that they were not properly understood. With a view to avoiding delay in the disposal of complaints, they were either written in the office for the persons or if they were written complaints, they were scrutinized to see whether all the facts were brought out in the complaints. This procedure helped especially the illiterate workers. The following table gives some idea of the nature of complaints received by the Labour Officer and how they were disposed of.

Table No. III

Nature of cases	Total	Grievances redressed	Not genuine cases	Pending cases
(1) No chances for employment or very irregular employment though recruited, applications for preferential treatment and applications for recruitment	418	96	295	27
(2) Applications for promotion, transfer, confirmation and for grant of annual increments	181	68	98	15
(3) Applications against fine, reversion, suspension, dismissal and any other punishment	109	17	78	14
(4) Delay in payment of salary (including salary for injury and maternity) or allowances	152	115	20	17
(5) Delay in settlement of Provident Fund and other retirement benefits	144	131	...	13
(6) Non-supply of equipment and uniform	17	12	...	5
(7) Delay in granting leave due	15	15
(8) Applications for house rent or accommodation or transfer of present quarters	308	146	139	23
(9) Miscellaneous	337	248	64	25
Total	1,681	848	694	139

7. *Scheme for granting scholarships to the children of Municipal employees.*—The scheme for granting scholarships to the children of Municipal employees was passed under Corporation Resolution No. 983 of 12th January 1953 and was introduced during the year under report. The implementation of the scheme was entrusted to this department. In response to the circular sent to the Heads of Departments informing the employees to take the benefit of the scheme, 269 applications were received. The applications were scrutinized and scholarships were awarded to 86 eligible scholars, 25 for secondary education and 61 for higher studies. The total amount of scholarships granted during the year under report was about Rs. 11,940.

8. *Scheme for granting medical assistance to the Municipal employees.*—Besides the scheme for granting scholarships, another feature of the new activity conducted by this department during the period under report is that of granting medical assistance to the Municipal employees the maximum of whose grade is Rs. 340. Under this scheme, 68 applications were received and total amount of Rs. 4,985 was sanctioned in 60 cases and 8 cases were rejected under the rules. Arrangements were also made by this department to direct the applicants to different Municipal hospitals for necessary treatment.

9. *Welfare Organization.*—The welfare activities were conducted for Municipal employees and their families at 20 labour welfare centres and 2 sub-centres. Out of these centres 13 were run for the benefit of the employees of Conservancy Branch, 6 for Hospital employees, 2 for Water Works employees and one for Mechanical Engineers' Department employees.

The welfare activities run at the above centres consisted of the following :—

Recreational and Cultural Activities.—Indoor as well as out-door games were played at the centres. Indoor games included Carrom, Ludos, Snakes and Ladders, Chaupat, Draughts, etc. With a view to create a cultural interest, folk songs, folk dances, Garbas, recitation both in prose and poetry, were arranged. Outdoor games included Volley-ball, Foot-ball, Cricket, Kho-kho, Atyapatya, Hu-tu-tu, Langdi, and several other Indian games.

In addition to these games, physical culture and other gymnastic activities were also conducted, for which akhadas were provided at Chembur, Cochin Street, Dadar, Love Grove and Palton Road centres. Parallel Bars, Single Bar, Roman Rings, Trapiz Bar, weight-lifting apparatus, Malkhamb, Bhalas and Parshus were provided to these centres. Band practice was held at six centres having band equipment. Bands were also played at the functions of the organization. At other centres where Tabla and Harmonium were provided, musical classes were conducted. Listeners' groups were organized at centres where radios were installed. Besides, various group games that foster spirit of cooperation and friendliness were played daily on the field before dark. The average daily attendances of adults and children at different centres during the year were 700 and 1200 respectively as against 770 and 1300 respectively during the preceding year.

Educational Activities.—In order to create interest in the workers in educational activities, the literacy classes were conducted for men and women at some of the centres. School-going children were given guidance in different school subjects. The workers' interest was also evoked in debates and elocution and the subjects pertaining to their every day life problems were discussed. The literacy project was launched after a formal inauguration by Shri Dahyabhai Patel at the Bharatiya Vidya Bhawan.

To keep the workers in touch with current topics, News-papers and Magazines in Gujarati, Hindi and Marathi were provided at various centres. They were also provided with books of general interest. The Welfare Organizer, the Assistant Welfare Organizers and the part-time workers took advantage of the attendance of the adults at the centres, at the functions and at the congregations in their chawls to explain to them current topics and daily news.

Hygienic Activities.—To inculcate habits of cleanliness in their homes and surroundings, campaigns were started and health guards and volunteers from amongst the chawl-people demonstrated the work by sweeping with brooms and by using disinfectant powder. Through the courtesy of the Director of Publicity, Bombay Government, Secretary, City Prohibition Committee, Propaganda Officer, Bombay Municipal Corporation, United States Information Services, etc., documentary films of Educative and recreative value were shown to the labourers who showed their interest and appreciation by turning up in great numbers at these shows. The department had also taken on loan a projector from the United States Information Service and gave regular film shows to the centres.

Social Activities.—To encourage community feeling and inculcate spirit of co-operation and peaceful living and also to make them utilize their leisure-time in creative, constructive and joyful activities, different social functions and celebration of festivals were arranged. Besides Pujas and Bhajans, programmes were organized to celebrate Ganapati, Navratra, Haldi-kumkum and Diwali festivals. During the celebrations the residents of the chawls attached to the centres gave programmes of entertainment, sports, Garbas and Bhajans.

Ganapati functions were celebrated at the following centres.

(1) Agripada, (2) Chembur, (3) Cochin Street, (4) Dadar, (5) G. T. B. Hospitals, (6) Mahalaxmi and (7) Palton Road.

Navratra functions were celebrated at (1) Arthur Road, (2) Prabhadevi, (3) Umakhady and (4) Khar centres. Prizes were distributed to the regular participants in centres' activities.

Haldi-kumkum festivals were celebrated at (1) Palton Road, (2) Arthur Road Hospital, (3) Agripada (4) K. E. M. and Naigaum (Hospital), (5) Sion (Hospital), (6) Chembur, (7) Love Grove, (8) Dadar, (9) G. T. B. (Hospital) centres.

Besides above, Annual Day functions were also celebrated at the following centres:—(1) Andheri, (2) B. Y. L. Nair (Hospital), (3) Ghatkopar, (4) K. E. M. (Hospital) and Naigaum, (5) Kurla, (6) Love Grove and (7) Municipal Group of Hospitals, Sion. These functions were presided over by Municipal councillors or the Heads of the Departments.

The other important celebration at the centres was the Republic Day. It was celebrated with enthusiasm at the Sunderbai Hall and was presided over by Dr. P. A. Dias, Mayor of Bombay. The function was well attended by the Municipal employees of different welfare centres. The variety entertainment items were presented by the employees and their children. The Garbas, folk songs, folk dances, tableaux, Drama, etc., were very much appreciated by the audience.

At the occasion of the reception given to the Chinese Cultural Mission by the Nutan Bal Shikshak Sangh, the welfare organization gave a variety entertainment programme for the entertainment of the audience.

In order to make the functions interesting and create healthy competition amongst the artists of different centres, they were given opportunity to observe and also to give performances at the functions of centres other than their own.

Civic Exhibition.—A stall of the Department was installed at the Civic Exhibition to acquaint the public with the labour welfare work carried on by the Municipal Corporation for its employees. The stall was equipped with charts, equipment and the articles prepared by the Municipal employees. Besides, the orchestra of the Arthur Road Stables centre gave performance at the exhibition. Added to it, four variety entertainment programmes of one hour's duration were given by the organization at the Civic Exhibition which were very much appreciated. Our scouts and guides also rendered voluntary service at the exhibition in a commendable manner.

Dramatic Activities.—In some of the centres, workers presented dramas which were organized, directed and staged by themselves. In this respect, workers at the Agripada, Arthur Road Hospital, K. E. M. Hospital and Naigaum, Municipal Group of Hospitals, Sion and Palton Road centres were foremost.

Musical Activities.—The members of the musical club at the Arthur Road Hospital and Arthur Road Stables centres had the honour of playing the Music whenever the Mayor gave civic receptions to distinguished guests.

Participation in local tournament.—The artists and players of our centres also entered outside tournaments and competitions.

(i) The artists of the Arthur Road (Stables) centre participated in Ras and Garba competitions organized by the Indian National Theatres. They won four trophies for best organization, Runners in Ras and leader of the song in Garba. Besides two cash prizes were given to the artists by the audience in appreciation of their talents.

(ii) The Nair Hospital, Delisle Road, Umarkhadi and Palton Road centres participated in the Indoor games tournament run by the Nagpada Neighbourhood House and won the prizes in Carrom.

(iii) Dadar, K. E. M. (Hospital), Cochin Street and Khar centres participated in the Foot-ball tournament run by the Y. M. C. A. conjointly with the Bombay Municipal Corporation.

(iv) The Arthur Road Stables participated in the Volley-ball tournament run by the Y. M. C. A.

(v) The K. E. M. Hospital and Dadar Centres participated in the Volley-ball tournament run by the Matunga Athletic Club.

Picnics.—Picnics and excursions are considered to be an essential part of the welfare programmes in the restoration of the spirit and vigour of the workers due to the change of environment. Picnics for 1,079 children out of which 479 were girls were organized at Bassein Fort, National Park, Aarey Colony, Elephanta Caves and Vehar Lake. A trip for 60 women was arranged at the National Park and Aarey Colony. The male employees of various centres and the departments numbering 469 had a 3 days excursion trips to Ahmedabad, Nasik and Poona.

Scouting.—The organization had 218 cubs, 239 scouts, 256 rovers, 42 girl guides, 234 bulbuls, 64 scouters and 20 guiders on its roll during the year under report and they performed the following outstanding work.

(i) About 700 scouts and guides of the centres participated with enthusiasm in the Scout Rally organized by the Department at the Purandare Stadium.

(ii) 12 scouts were deputed by the Municipal Corporation to the First All India Jamboree of Bharat Scouts and Guides held at Secunderbad.

(iii) The scouts and guides participated in the Scout Week organized by Bharat Scouts and Guides. They collected Rs. 500 by way of 'Khari Kamai,' i.e. Real Income and 10 rovers and guides donated their blood to the Red Cross Society.

(iv) 6 rovers attended Kumbh Mela at Allahabad and rendered valuable services of the welfare organization.

(v) 300 scouts participated in the Scout Rally held at Sardar Vallabhbhai Patel Stadium.

(vi) Our scouts performed traffic duty on Coconut Day and Ganapati immersion and they participated in the Prohibition Week organized by the Bombay State.

(vii) Scouts and rovers camped at Jogeshwari and also visited Victoria Gardens and Museum.

(viii) 4 scouts and guides attended the cub and guides training classes organized by Bharat Scouts and Guides.

Women's Activities.—Sewing classes for women and girls were conducted at the centres. Knitting, embroidery, handicraft work, and fancy work were taught. Women were also encouraged to get their own and their children's clothes stitched and mended on the machines provided at the centres. The average daily attendance of women at 19 sewing classes at different centres was 310 as against 415 in the preceding year.

The women folk and the girls also participated in the daily programmes of folk songs and folk dances.

Maternity Unit.—The maternity unit attached to the Chembur welfare centre continued to do its useful work. The ante-natal and post-natal clinics at the maternity unit were in charge of a qualified lady doctor. The following table shows the number of cases during the year under report :—

Table No. IV

Ante-natal clinic	1,361
Post-natal clinic	184
Confinement cases in the unit	70
Confinement cases at home	9
Women and children treated for minor ailments	1,224
Total	2,848

Miss Muriel Lister visited the Arthur Road Stables and Chinchpokli welfare centres and was much impressed by the work done at the centres.

10. **Miscellaneous.**—(a) Investigation of Offence Cases of the Fire Brigade and hospital employees; The Labour Officer as usual attended the hearings of cases of employees' misbehaviour, negligence of duty, etc., at the Fire Brigade Head quarters and K. E. M. Hospital. This practice having been found to be most successful the same has been started in other hospitals i.e. Nair, G. T. B, Municipal General and Arthur Road Hospitals.

(b) Assistance was given to the Municipal employees to get the Death and Heirship certificate signed by J. Ps. and to get the guardianship certificates through the help of the Legal Aid Society.

(c) The Labour Officer attended the Labour and Welfare Officers' Conference held from 3rd to 6th April 1953 at Bombay.

(d) The Labour Officer, at the request of the Bombay City Prohibition Committee, worked on the committee.

F. A. IRANI,
Labour Officer.

PART I

INDEX

	PAGE
Accident Cases—Bai Yamunabai L. Nair Charitable Hospital	351
Motor and Mill—King Edward VII Memorial Hospital	324
Advances—	121
Advertisements—Licence department	307
Advisory Medical Board—Bai Yamunabai L. Nair Charitable Hospital	349
King Edward VII Memorial Hospital	322
Ambulance—Fire Brigade	288
Artist Section—Topiwala National Medical College	354
Asphalt Plant	202
Assessor and Collector—Report of the	177
Bai Yamunabai L. Nair Charitable Hospital—Report of the Dean	349
Do. Statistical statements	357-394
Balance Sheet (Revenue)—Prepared by the Chief Accountant	75
Beds—Distribution of—Bai Yamunabai L. Nair Charitable Hospital	349
King Edward VII Memorial Hospital	322
Municipal Group of Hospitals, Sion	399
No. of—Bai Yamunabai L. Nair Charitable Hospital	349
King Edward VII Memorial Hospital	322
Municipal Group of Hospitals, Sion	399
Blood Bank—Bai Yamunabai L. Nair Charitable Hospital	351
King Edward VII Memorial Hospital	324
Bombay Municipal Servants Act 1890—Cases under	43
Building Branch—Report of the	207
Bursts & Leaks	265
Capital Account—Figures of	51
Chawls—Municipal—Statement of Capital cost of	262-263
Chief Accountant—Report of the	45
Chief Librarian—Report of the	301
Chief Officer—Fire Brigade—Report of the	287
City Engineer—Report of	191
Clinical Laboratories—Central—King Edward VII Memorial Hospital	341
Colleges—G. S. M. College—Report of	328
Nair Hospital Dental College—report of	395
Topiwala National Medical College—Report of	351
Compressor Stations	213
Construction Branch—Hydraulic Engineer's Department	272
Construction Branch	190
Controller of Stores—Report of the	303
Co-operative Credit Society Ltd.—King Edward VII Memorial Hospital	328
—Schools Committee	452
Curator—Victoria and Albert Museum—Report of the	299
Dadar Purification Works—Report of the	210
Debt charges—Allocation of	49
Dean—Bai Yamunabai L. Nair Charitable Hospital—Report of the	349
King Edward VII Memorial Hospital—Report of the	321
Nair Hospital Dental College—Report of the	395
Seth Goardhandas Sundardas Medical College—Report of the	328
Topiwala National Medical College—Report of the	351
Departmental Heads—List of the	3
Deposit Accounts—Statement of	123
Dispensaries—Outside City Division	267
Distribution Branch—Water Department—Improvement of the System	268
Drainage Branch—Report of the	215
Drainage Schemes	211
Drawback claims—Assessment Department	180
Education—Basic	444
Byculla Education Centre	444
Free and Compulsory	447
Physical	448
Primary—Government Grant on	451
Upper Primary Education—Expenditure on	451
Vocational	448
Ejectments—Suits for	255
Ejector Stations	213
Election—Rolls	185
Election and Town Duty Officer—Report of the	185
Electro-Cardiograms—No. of—King Edward VII Memorial Hospital	340

Estate Agent and Land Manager—Report of the	245
Evaporation losses at lakes	265
Expenditure—Revenue account	47
Expenditure—Statement of	65, 136
Ex-Truists and Municipal Estates—Review of the	249
Factories—Inspection of	213
Family Health Centre—King Edward VII Memorial Hospital	326
Fees for admission to Victoria and Albert Museum	299
Fires—Alarms	287
Fires—Appliances	287, 293
Fires—Calls	287, 289
Loss of life, properties	287, 292
Serious Fires	287, 290
Fires—Summary of	289
Flood Gates	213
Flooding	216
Footpaths—Construction of—Works Branch	188
Funds—Special Statement of	77
Gardens—Outside City Division—Hydraulic Engineer's Department	266
Gardens—Victoria Gardens	295
Amenities for Children	295
Income and Expenditure	296
Music Programmes	295
Sites	295
General Account Pertaining to Estates Agent and Land Management—Statement of	260
Ground rent—Commutation of	251
Gymkhana—Seth Goardhandas Sundardas Medical College	330
Topiwala National Medical College	354
Hawkers—License Department	308
Heads of Departments—List of the	11
Health Department—Report of—See Part II	11
Hostels—Seth Goardhandas Sundardas Medical College	330
Topiwala National Medical College	354
House connections—Engineering Department	192
Housing Accommodation	250
Housing—Dishousing and Rehousing—Trust Estates	250
Hydraulic Engineer—Report of the	265
Ispcons Ltd.—See Standards Branch	55
Improvement Schemes Account	62, 144
Income—Statement of	112
Revenue Account—Water Works	49
Investments	281
Island of Bombay—Map of the	456
Joint Councils—Labour Department	455
King Edward VII Memorial Hospital—Report of the	455
Labour Officer—Report of the	455
Labour Staff—Number of the	455
Labour Relations—Report regarding the	455
Lakes—Statistics of	278
Powai	265, 278
Tansa	265, 278
Tulsi	265, 278
Vehar	265, 278
Land—Acquisition of	245
Municipal—Disposal of	249, 250
Sale proceeds of	47
Layouts—Changes in the	249
Leases—Long term	250
Short term	252
Temporary	254
Legal Department—Report of the	431
Libraries—Municipal	301
Books and Magazines—Classification and Cataloguing of	301
circulation of	301
purchase of	301
Municipal Teachers	452
For Patients in K. E. M. Hospital	326
Seth Gordhandas Sundardas Medical College	330
Topiwala National Medical College	354
Licences—Licence Department	307
Lighting of Public Streets	199

Loans—Allocation of	48
Mains—New—laying of the	272
Maintenance Branch—Hydraulic Engineer's Department	270
Maintenance Branch—Special Engineer's Department	195
Manager, Municipal Printing Press—Report of	317
Master Plan for Greater Bombay	218
Mechanical Branch—Report of the	212
Medical Aid—Hydraulic Engineer's Department	267
Medical Assistance to Municipal Employees—Scheme of	265
Medical Inspection of School Children—School Health Services	451
Medical Superintendent—Municipal General Hospital, Sion—Report of	399
Do. —Group of T. B. Hospitals, Sewri—Report of	427
Meter Section	270
Meters—Details of	270
Repairs to	270
For Domestic Supply	270
Monuments and Statues—Public	197
Museums—Seth Gourdhandas Sunderdas Medical College	330
Topiwala National Medical College	353
Victoria and Albert Museum	299
Nurses' Welfare Fund—King Edward VII Memorial Hospital	325
Nursing Staff—Bai Yamunabai L. Nair Charitable Hospital	351
King Edward VII Memorial Hospital	324
Operations, Surgical—Municipal General Hospital, Sion	416
Outside City Branch—Report of the	265
Paraffin blocks—No. of—King Edward VII Memorial Hospital	343
Patients—Number of—Bai Yamunabai L. Nair Charitable Hospital	357
King Edward VII Memorial Hospital	321
In-patients—Summary of—King Edward VII Memorial Hospital	337
Out-patients—No. of according to	325
Bai Yamunabai L. Nair Charitable Hospital	305
King Edward VII Memorial Hospital	338
Poor patients—King Edward VII Memorial Hospital	325
Relief to	326
Physical Therapy Department—King Edward VII Memorial Hospital	344
Poisoning cases—Municipal General Hospital, Sion	413
Poor Box Charity Fund—King Edward VII Memorial Hospital	325
Municipal General Hospital, Sion	326
Poor Patients Fund—Bai Yamunabai L. Nair Charitable Hospital	318
Printing Press—Report of the	317
Private Buildings—Construction of	207
Projections—Unauthorised—Removal of	208
Properties in the City—No. of in charge of Hydraulic Engineer's Department	266
No. of in charge of Estate Agent and Land Manager's Dept.	252
Pumping Stations—Construction of	212
Purification Works, Dadar	210
Dharavi	211
Love Grove	212
Rain fall—record of	278
Rateable Value—Complaints	180
Incidence of	177
R. C. Training Institute	444
Refrigerator plant—Arthur Crawford Market	214
Refuse—Removal of	217
Rents—Chawls	252
Ground Rent—Commutation of	251
Semi Permanent Sheds	253
Suits for recovery of	255
Research Inquiries—Seth Gourdhandas Sunderdas Medical College	331
Revenue Account—Income and Expenditure	16
Revenue Surplus—Statement of	16
Roof Tax	197
Roads—Maintenance Branch—Construction of	196
New ones taken over for maintenance	197
Special—Schemes	248
Watering of	197
Rates of	
Rates	
Rent tax	
U. I. P. Tax	
Wheel tax	

	PAGE
Road Rollers—	197
Rolls—Supplementary Election ..	185
Schemes—Improvement—Existing Schemes	248
New Housing Schemes ..	250
Schools—Aided—	445
Expenditure incurred by—	446
Grants to—	446
School Buildings—Municipal—	445
Schools Clinic—King Edward VII Memorial Hospital	325
Education Schools—Municipal—Classes—	441
Prizes—Trust Fund	444
Pupils—Average cost per pupil—	451
Number of—	441
Scholarships—	444
Teachers—General information	442
Scholarships to the Children of Municipal Employees—Scheme of	456
Schools—Unaided Recognised—	447
Vocational	448
General information—	451
Scout Movement—Boy Scouts	449
Girl Scouts	449
Secretary—Municipal—Report of the—	1
Schools—Report of the Education Officer—	441
Set-backs	207
Seth Gordhandas Sundardas Medical College—Report of the Dean—	328
Sewers—Construction of	218
Shops and Establishments—Report of	309
Sinking Funds	49,102,153
Skin and Venereal Department—King Edward VII Memorial Hospital	339
Slum Clearance	220,250
Slum Service	220
Solicitor to the Corporation—Report of the—	441
Special Engineer—Report of the—	187
Standards Branch—Assessment and Collection Department	181
Chief Accountant's Department	52
Hydraulic Engineer's Department	273
Municipal Workshop	215
Statues and Monuments—Public	197
Stock Verification—Central Stores—Report of	50
Stores—Statement of details—	306
Stores Transactions—Statement of	305
Storm Water Drains—Construction of—	218
Streets lighting—Public—	199
Streets—Name boards of—	197
Strikes—Sudden Stoppage of Work—	41,455
Students—Seth Gordhandas Sunderdas Medical College—Admissions—	328
Seth Gordhandas Sunderdas Medical College—Examination Results	329
Topiwala National Medical College—Admissions	351
Topiwala National Medical College—Examination Results—	352
Nair Hospital Dental College—Admissions	395
Sub-vention Scheme	217
Superintendent—Bai Yamunabai L. Nair Charitable Hospital—Report of the	349
Gardens—	295
Licences, Shops and Establishments—Report of the	307
Markets and Slaughter Houses—Report of the	311
Municipal General of Hospital, Sion,—Report of the	399
Surplus Cash Balance	45
Survey and Design Section—Hydraulic Engineer's Department	273
Tansa 57' Mains—Burying of	275
Tansa Lake—Statistics of	278
Taxes—Collection of	178
Demand of	178
Exemption from General tax—	180
Outstandings	178
Property taxes	177
Rates of	177
Refunds	180
Riot tax	180
U. I. P. Tax	180
Wheel tax	177

	PAGE
Teaching Staff—Nair Hospital Dental College	396
Seth Gordhandas Sunderdas Medical College	335
Topiwala National Medical College	355
Tenements—No. of	177
Town Duties—Collection	186
Refund	186
Revenue	186
Town Planning Schemes—	220
Town Planning Scheme—Mahim	220
Traffic Islands—	201
Tramways	199
Trolley track	266
Trunk Mains—Bursts and Leaks	265
Tulsi Lake—Statistics of	278
Unions—Names of—	455
Vaitarna—Cum—Tansa Scheme	187
Dam	187
Vehar Lake—Statistics of	278
Vehicles—No. of	177
Venereal and Skin Department—King Edward VII Memorial Hospital..	339
Ventury Meters	267
Visitors No. of to—Lakes	266
Libraries—	302
Museum	299
Victoria Gardens	295
Ward Officers—Report of the—	42
Waste prevention Section—Report of the	270
Water—Sterilization of—	266
Water Charge—Compounded—	273
Water Connections—No. of the	272
Water—Distribution of—	268
Water fittings—Testing of—	271
Water Mains—Bursts and Leaks—	282
Water Supply—Average of	277
Films on—	275
Hours of—	279
Sources of	265
Statistics of	265,276
Sterilization of—	266
System of—	265-268
Works of— General nature	275
Extra Ordinary nature	267
Welfare Branch—Report of the	456
Workshops and Workplaces—Inspection of	213
Workshops—Municipal—Report of	214
X-Ray and Electro Therapeutical Department—King Edward VII Memorial Hospital ..	339
Zoning	209
Zoo—Victoria Gardens—Livestock in the—	295
.. list of animals in the	297

PART II

CONTENTS

	PAGE
I.—Review of the Year—	
(1) OUTSTANDING EVENTS	1
(2) POPULATION	1
(3) AREA AND DENSITY OF POPULATION	1
(4) METEOROLOGY	1
(5) RAINFALL	1
(6) BIRTHS AND DEATHS	1
II.—Public Health Administration—	
DIVISIONS OF THE CITY AND DISTRIBUTION OF THE STAFF	1
(1) (i) CONSERVANCY	2
DESTRUCTION OF DOGS	3
(ii) SANITARY STATE OF THE CITY	4
(2) UNWHOLESOME FOOD	4
NOTICES UNDER MUNICIPAL ACT AND PROSECUTION	4
(3) REGISTRATION OF VITAL STATISTICS	4
(a) BIRTHS AND BIRTH RATE	4
(b) DEATHS AND DEATH RATE	4
(c) DEATHS BY SEX AND AGE	4
(d) DEATHS BY CAUSES	4
(e) CERTIFICATION OF CAUSES OF DEATHS	4
(f) DEATHS BY MONTHS	4
(g) DEATHS BY SECTIONS	4
(h) COPIES OF BIRTH AND DEATH REGISTRY	4
(i) INFANT MORTALITY	4
(j) MATERNAL MORTALITY	5
(4) CONTROL OF COMMUNICABLE DISEASES	5
(a) NOTIFICATION	5
(b) PLAGUE	5
(c) SMALL-POX	5
(d) CHOLERA	5
(e) INFLUENZA	5
(f) ENTERIC FEVER	5
(g) ACUTE ANTERIOR POLIOMYELITIS	5
(h) DIPHTHERIA	5
(i) CEREBRO-SPINAL MENINGITIS	6
(j) TUBERCULOSIS	6
(k) VENEREAL DISEASES	6
(l) LEPROSY	6
(m) MALARIA, ANTI-MALARIA AND INSECTICIDAL MEASURES AND DISINFECTION	7
(5) HYGIENE	8
(i) MATERNITY HOMES AND ANTE-NATAL, ETC., CLINICS	8
(ii) FAMILY PLANNING CLINICS	8
(iii) SCHOOL MEDICAL INSPECTION	8
(7) MEDICAL RELIEF	10
(8) PUBLIC HEALTH PROPAGANDA AND EDUCATION	10
(9) STANDARDS BRANCH	10
4 (A) REPORT OF THE MEDICAL SUPERINTENDENT, ARTHUR ROAD HOSPITAL	11
(6) REPORT OF THE MUNICIPAL ANALYST	14
4(B) REPORT OF THE SUPERINTENDENT OF VACCINATION	15
TABLES OF THE REPORT	16 to 75
Diagrams—	
A.—Annual total Deaths by Causes, 1914-1953	Facing Page 1
B.—Annual Death Rate 1901-1953	2
C.—Death Rate from Principal Causes	3
D.—Infant Mortality Rate, 1881-1953	4
E.—Maternal Mortality Rate, 1943-1953	5
F.—Climatic Conditions in Bombay in 1953	6
F1.—Daily Mean Births and Deaths in 1953	6
G.—Stegomyia Index, January to December 1953	8
H.—Annual Admission of cases in Arthur Road Hospital	12

SUMMARY OF STATISTICS

FOR THE YEAR 1953

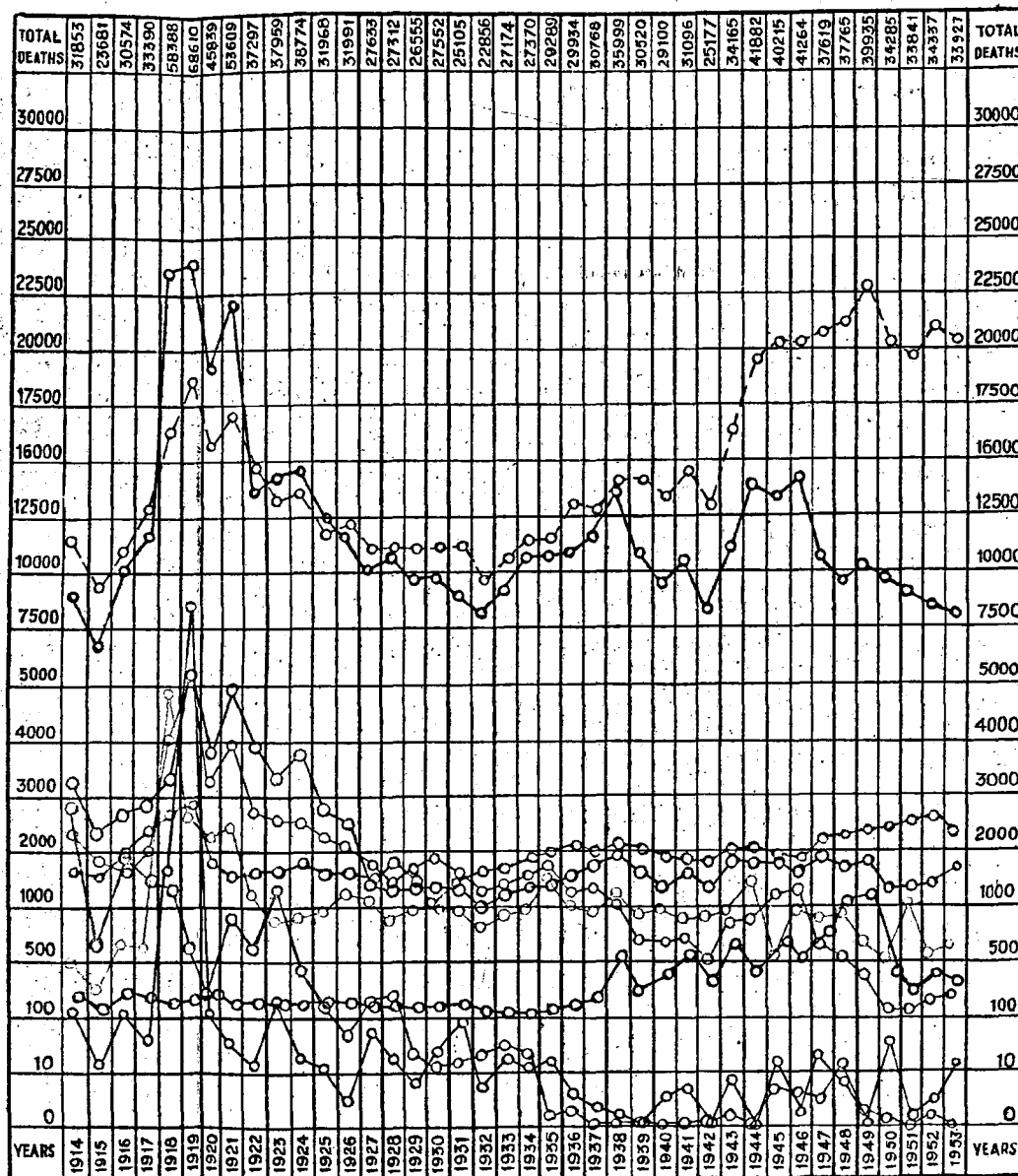
10041

—1

1	Area of Bombay City and Island ...	26,189	Sq. Miles
2	Density of population per acre ...	(16751.42 acres)	
3	Population {	Census of 1951 ...	23,29,020
		Mid year estimated ...	25,25,000
4	Total live births registered ...	62,726	
5	Birth rate per 1,000 population {	Census 1951 ...	26.9
		Mid year estimated ...	24.8
6	Total deaths ...	33,927	
7	Death rate per 1,000 population {	Census 1951 ...	14.6
		Mid year estimated ...	13.4
8	Total deaths among infants (under 1 year) ...	9,000	
9	Infant deaths per 1,000 live births ...	143.5	
10	Maternal Deaths ...	82	
11	Maternal Death rate per 1,000 births (including still births) ...	1.2	
12	Maternal Death rate per 1,000 live births ...	1.3	
13	Still Births ...	2,878	
14	Plague—deaths ...	Nil	
15	Cholera—deaths ...	22	
16	Small pox {	(a) deaths ...	189
		(b) death rate ...	0.08
17	Influenza {	(a) deaths ...	8
		(b) death rate ...	0.0
18	Tuberculosis—{	(a) deaths ...	2,427
		(b) death rate ...	1.0

DIAGRAM "A"

ANNUAL TOTAL DEATHS FROM DIFFERENT CAUSES IN BOMBAY CITY 1914-1953



- SMALLPOX
- CHOLERA
- PLAGUE
- TUBERCULOSIS
- TYPHOID
- OTHER INFECTIOUS DISEASES
- RESPIRATORY DISEASES
- DIARRHOEA, ENTERITIS & DYSENTERY
- ACUTE & REMITTENT FEVERS
- OTHER NON-INFECTIOUS DISEASES



Mobile squad taking samples for detecting adulteration in Milk, Food, etc.

ANNUAL REPORT OF THE EXECUTIVE HEALTH OFFICER FOR THE YEAR 1953

Dr. V. V. Puri, M.B., B.S., D.P.H., D.T.M., held the post of the Executive Health Officer throughout the year.

REVIEW OF THE YEAR

(1) Outstanding Activities—

(i) *Anti-rat weeks* were observed when ward-wise anti-rat campaign comprising propaganda drive and intensification of rat destruction work was undertaken in A, C, D, E and G wards.

(ii) A *special mobile squad* for checking adulteration of food was working since 1st February 1953. Samples of milk and other articles of foodstuffs were taken by surprise raids daily from various localities all over Greater Bombay. Food-handling establishments were inspected and action was taken under Bombay Prevention of Adulteration Act. Assistant Health Officers took necessary actions against insanitary conditions of the food-handling establishments under the Bombay Municipal Corporation Act. Seizure and destruction of exposed and unwholesome foodstuffs was carried out on the spot.

(iii) *Anti-cholera measures* such as inoculations, destruction of unwholesome and exposed food, sanitary and cleansing campaigns, D. D. T. treatment as an anti-fly measure, etc., were tightened up right from May, when cholera was reported to be prevalent outside Greater Bombay.

(iv) The work of construction of an *Electric Crematorium* at Chandanwadi was completed and trials were taken. The total expenditure incurred was about Rs. 4,50,000, of which Rs. 1,00,000 were donated by the 'Lotus Trust'. A 60 feet chimney was installed over the two electrical furnaces to mitigate any possible nuisance from fumes. A reception room, rest-rooms, a hall for performing religious rites and separate bathrooms for men and women were provided. The actual opening of the Crematorium for use was delayed owing to the non-availability of power.

(2) **Population**—The census enumeration of 1951 put the figure of the population of the city as 23,29,020 (Table 1).^{*} This figure is taken as the basis for rates for vital statistics in this report. The mid-year estimated population of the city was calculated to be 25,25,000.

(3) **Density of population**.—The area of the city is 26-189 sq. miles (16,751.42 acres). The density of the population was 139 per acre (Table 2).

(4) **Meteorology**.—Meteorological data for the year is given in table 3.

(5) **Rain fall**.—The total rain fall in inches recorded at the Colaba observatory was 93.57 as against 63.33 in 1952 and 70.41 in 1951. It was above normal by 22.36 inches. Rain fell on 103 days as against 97 days in 1952 and 108 days in 1951. The highest monthly rain fall was 39.99 inches in July as against 27.51 inches in July 1952.

(6) **Births and deaths**.—62,726 live births and 33,927 deaths were registered as against 66,125 live births and 34,337 deaths in the previous year. The rates of births and deaths per 1000 of the census population were 26.9 and 14.6 respectively and 24.8 and 13.4 respectively per 1000 of the mid-year estimated population.

PUBLIC HEALTH ADMINISTRATION

(1) (i) **Conservancy** included the work of cleansing streets, gullies, footpaths, etc. The conservancy branch was in the charge of the Head Supervisor, who had under him one assistant, 16 supervisors, 9 senior overseers, 120 junior overseers, 13 depot attendants, 20 care-takers, 5 dog catching sub-inspectors, 2 supervisors and 9 overseers for the dog licensing work, 1 senior veterinary inspector and 3 junior veterinary inspectors (all qualified veterinary surgeons) for inspecting all public stables in the city. Veterinary section supervised the municipal bullock hospital and the segregation sheds at Tardeo Flats. There were 4 veterinary assistants in charge of the eleven health department stables.

(ii) **General sanitation**.—This included inspection and supervision of all premises and steps were taken to remedy sanitary defect detected thereat, provision of sanitary conveniences, sanitary control over factories, other licensable trades, etc.

For sanitary administration, the city has been divided into 7 wards A to G, under five Assistant Health Officers, further sub-divided into 51 sections, each in charge of a Medical Assistant or a Sanitary Inspector. The 51 sections had been so grouped as to form 18 sanitary districts each in the charge of a Medical Inspector of whom 10 also attend to the registration work at ten districts.

(2) **Food sanitation**.—This included control over adulteration of food, supervision over food exposed for sale and food-handling establishments, destruction of unwholesome food, etc.

For the control of milk, 3 sanitary inspectors and 14 milk sub-inspectors were employed. Sampling of milk was carried out by these 3 sanitary inspectors (milk) and by milk sub-inspectors under the supervision of the former. The 18 medical inspectors also did this work and they were responsible for taking samples of other articles of food under the prevention of Adulteration Act. One food inspector assisted by 4 constables, destroyed unwholesome food-stuffs exposed for sale. A special mobile squad took samples of food stuffs and destroyed unwholesome foodstuffs by a surprise visit all over the city daily.

(3) **Registration of vital statistics**.—This comprised the registration of births and deaths occurring in the city, maintaining records of vital events affecting the health of the city, regulation of places for the disposal of the dead and providing new places for the said purposes, etc.

(4) **Control of communicable diseases**.—This covered also measures for the prevention of diseases such as small-pox, etc., provision of hospitals for isolation and treatment, making arrangements for immunization of the public, etc.

^{*} At the end of the report.

Cases of infectious diseases (except tuberculosis and leprosy) were treated at the municipal infectious disease hospital at Arthur Road. It was under a Medical Superintendent, with a permanent staff of one Resident Medical Officer, 3 Casualty Officers, 1 Junior Resident Medical Officer, 2 Junior Medical Assistants, 2 Medical Assistants, 1 Honorary Pathologist and Bacteriologist, 1 Laboratory Technician, 1 Matron, 1 Junior Assistant Matron, 5 Sisters, 15 Staff Nurses and 8 Student Nurses etc. This staff was supplemented from time to time temporarily to cope with the increase in the number of patients.

Cases of tuberculosis were treated at the Municipal Group of Hospitals for Tuberculosis at Sewri. (1) in charge of a Medical Superintendent.

The admission to these hospitals was regulated through the out-patient clinic at Princess Street. The hospital has been separated from this department and placed under the direct control of the Commissioner for administrative purposes from 1st November 1953.

Veneral diseases cases were treated at the special clinic at Bellasis Road which was under a Medical Officer.

Leprosy.—There was no municipal institution for the treatment of cases of leprosy (in-patients), though the non-infectious types were dealt with at the municipal general dispensaries. This activity was carried out by the Board of Management of the Acworth Leprosy Home, Matunga.

The anti-malaria and insecticidal services were carried out by the Insecticide Officer.

The vaccination staff was temporarily supplemented from time to time to meet the increased demand on account of small-pox epidemic.

(5) Maternity and child welfare.—Ante-natal care, care at birth, care during infant and pre-school life was rendered to the public through the 5 municipal maternity homes under the charge of lady medical officers, with a staff of 25 nurses and 20 health visitors. The medical officers attended the clinics attached to their respective homes and 10 subsidiary clinics. The maternity unit at Dharavi was in charge of two trained health visitors who were under the guidance of one of the medical officers. Instructions and advice in spacing births were given at 16 family planning clinics. A Supervising Medical Officer (Maternity) supervised these activities.

School health work included firstly of medical inspection of municipal school children and secondly correction of defects noticed in such inspections.

Children with physical defects or ailments were sent for treatment to dispensaries and institutions including Bai Yamunabai L. Nair Hospital, Lamington Road and the special school clinic at the King Edward Memorial Hospital, Parel.

(6) Municipal laboratory.—The analysis of samples of food, municipal water supply and of clinical specimens was carried out in the municipal laboratory in charge of the Municipal Analyst.

(7) General medical relief was administered through 23 free dispensaries (one Ayurvedic) under 26 medical assistants, 6 dispensaries for women and children under 3 part-time lady doctors, 1 eye hospital and an eye dispensary under 2 honorary surgeons and one senior nurse.

(8) Health education was carried out by the publicity section in charge of a Propaganda Officer through all modern publicity media.

1. (i) CONSERVANCY

Refuse collection, removal and disposal.—Roads, foot-paths and house gullies were swept twice daily. Some of the main roads were attended to more frequently. The House gullies were periodically flushed. Roads were brushed, scraped and washed. Refuse collected, was removed in travelling carts or lorries to the places of disposal at least twice daily. Refuse taken to the Mahalaxmi refuse siding was transported to Deonar daily in special refuse trains. Domestic refuse was collected in galvanized sanitary bins with proper covers, by the owners as required by the rules and was deposited into the travelling carts or lorries or the nearest dust bin sheds. In all 2,692 actions under section 368 of the Bombay Municipal Corporation Act were taken during the year, of which 461 remained pending. There were two refuse collection yards, one at Palton Road and the other at Prabhadevi Road, where refuse was deposited and then removed to the Mahalaxmi refuse siding in refuse lorries. Dry refuse was sent for filling in low-lying lands at Hornby Vellard, Haines Road, Matunga Railway Lines and Dharavi. (Tables 4, 5, 6, 7 and 8).

Mechanization of transport.—The advance made in the method of transport of refuse by the introduction of mechanised vehicles in place of slow and out-moded bullock traction was kept up. The fleet consisted of 60 moto-carts, 154 Scammell trailers, 16 mechanical horses, 40 Fergusson tractor-trailer combinations, 20 motor lorries, and 13 Bantom carriers. About 74 bullock carts were still plying for removing refuse in a few parts of the city.

These vehicles worked in 2 shifts: from 6-30 A.M. to 2-30 P.M. and 2 P.M. to 10 P.M. On an average 2,186 tons of refuse was daily collected and removed.

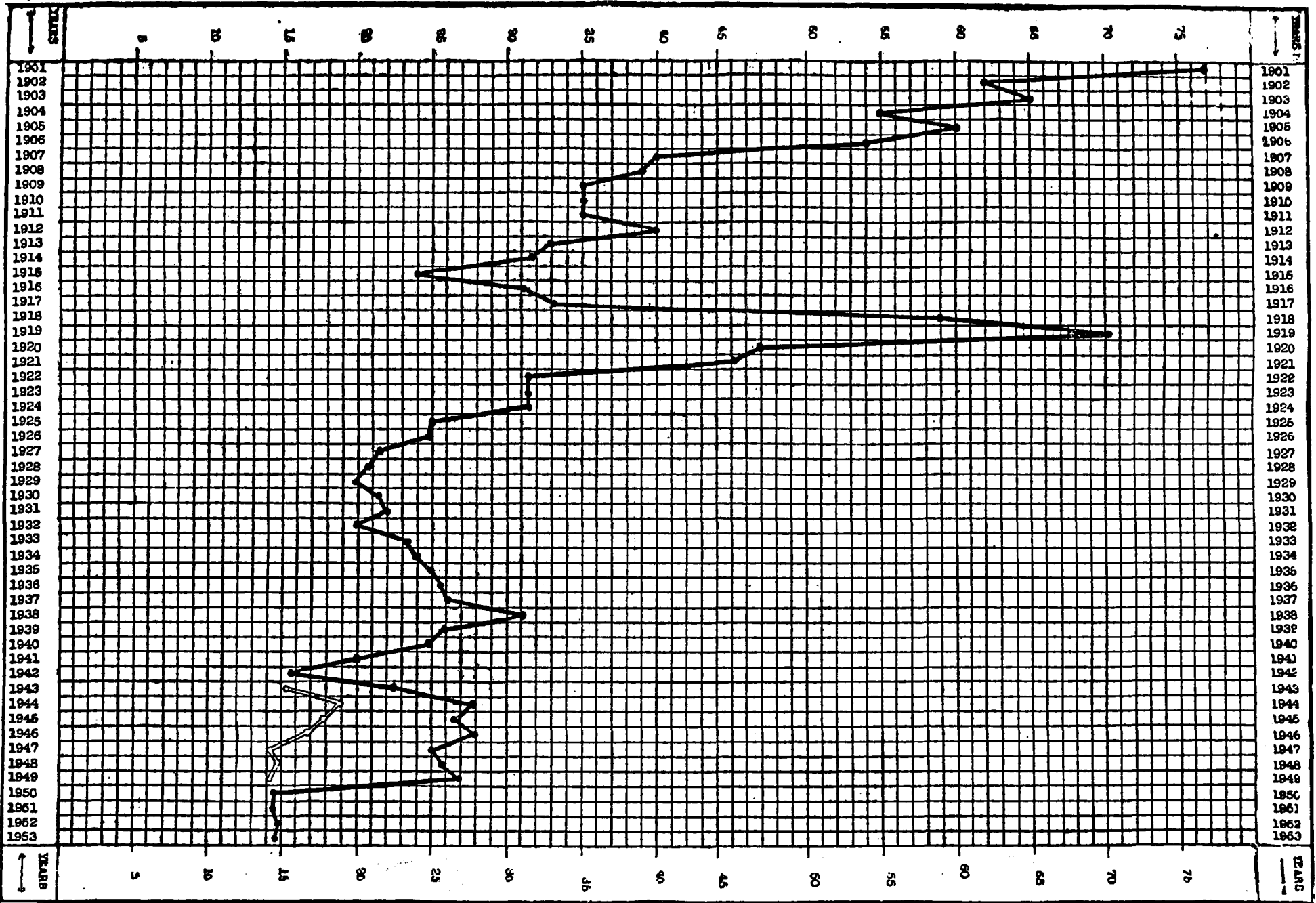
Scammell trailers replaced many dust-bin sheds which were an eye-sore and even objectionable in many parts of the city. 63 sheds were still to be replaced.

Collection, removal and disposal of night soil.—Basket privies, cesspools and septic tanks were attended to by the halakhore staff. Night soil from the privies and vacant places was removed regularly. 21 cesspool carts and 4 cesspool lorries were employed to cope with the work of basket privies, and cesspools (Tables 9 and 10). Public sanitary conveniences provided at different suitable places, including latrines, urinals and bathing places were also attended to. (Table 11).

DIAGRAM B

ANNUAL DEATH RATE IN BOMBAY CITY

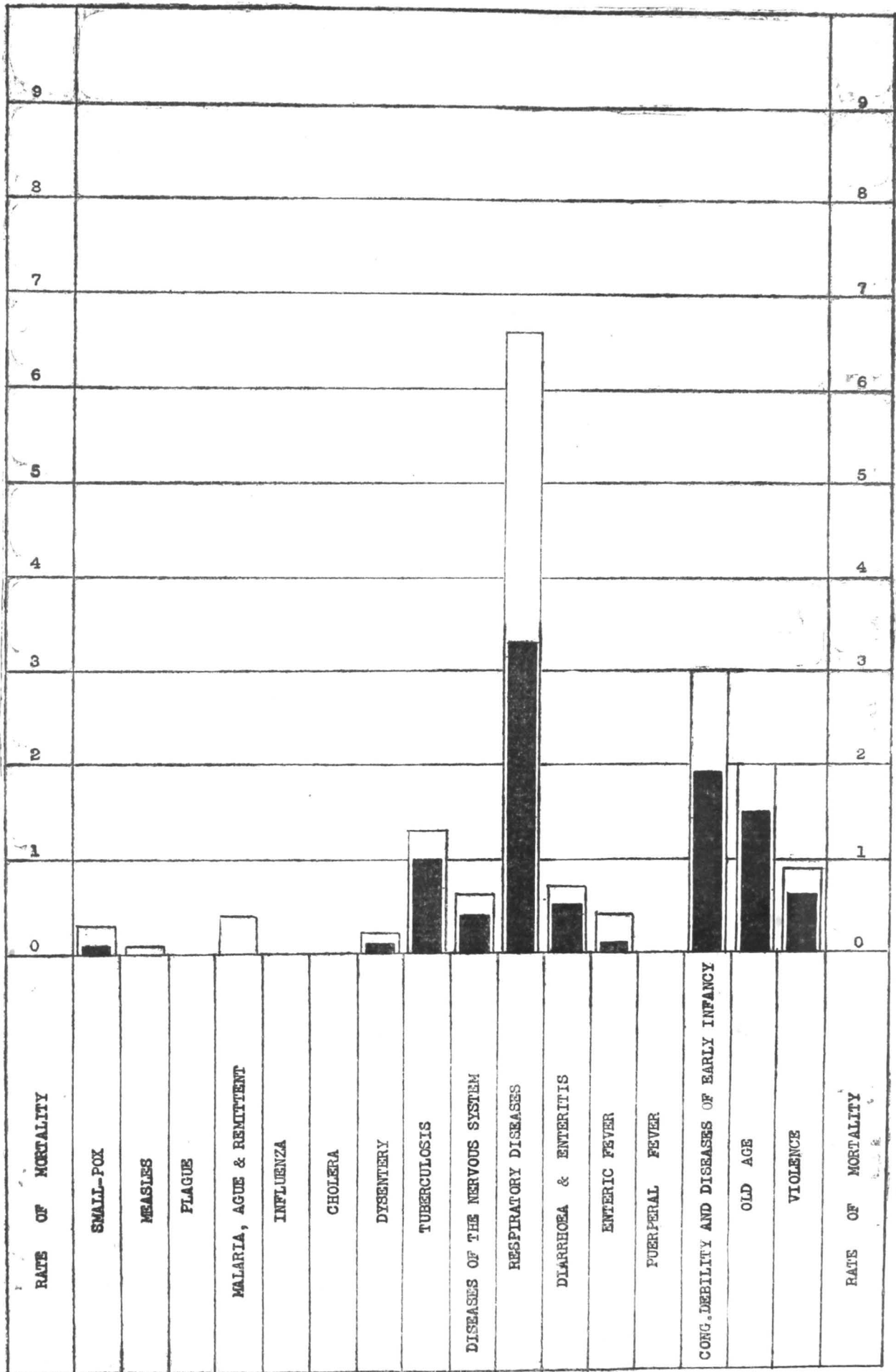
(1901-1953)



CENSUS POPULATION (1951) : 23,29,020 RATE OF BIRTHS POPULATION : ————
 NATIONAL POPULATION (BEGINNING OF 1950) : 27,71,282 RATE OF DEATHS POPULATION : - - - - -

DIAGRAM C

DEATH RATE PER 1000 POPULATION FROM PRINCIPAL CAUSES IN BOMBAY CITY IN 1953 AND THE DECENNIAL AVERAGE 1943-52



1943 - 52

1953

Rat destruction work was intensified. Rats caught in different wards were sent to the Haffkine Institute for examination. (Table 12).

Dog licensing, dog destruction and immunization work.—With a view to minimizing the number of stray dogs, and reducing the incidence of hydrophobia and rabies, the work of licensing dogs, destroying of stray dogs and immunization of dogs was carried out. (Tables 13, 14 and 15).

Anti-rabic treatment was available at the Haffkine Institute, the K. E. M. Hospital and other Government Hospitals. There were 12,338 dog bite cases and 26 deaths due to hydrophobia.

Catching and impounding stray cattle.—This work was carried out by the Police till the end of November 1953 with the help of the conservancy staff and thereafter the nuisance was entirely dealt with by the Police. The total number of stray animals and animals tethered on public streets and footpaths impounded was 4,164.

Removal and disposal of dead animals.—Dead animals from the city were removed to Deonar. The contract for skinning for the year 1953-54 was given out for Rs. 12,239-8-0. 719 big and 1987 small animals were removed to the Mahalaxmi siding from which Rs. 5934 were realised.

Infectious diseases ambulance service and service for the removal of dead bodies.—6 ambulances were maintained for removing local patients suffering from infectious diseases to Arthur Road Hospital free of charge. 3 hearses and 1 dead body van were available for removal of dead bodies to cemeteries or homes, on payment of scheduled charges, exceptions being made in few deserving cases and Christian paupers. These services were extended beyond Greater Bombay limits on payment of scheduled charges. (Table 16).

Prevention of nuisances.—Actions were taken to eradicate nuisances caused by throwing of refuse in the streets, gullies and public places, fouling of the public roads by urinating and defecating, choked in gully traps, and monkeys, cats, etc. (Table 17).

Veterinary services.—The veterinary section of this branch was in charge of all the municipal bullock stables, two hospitals—one for municipal bullocks at Kamathipura and the other for infectious diseases of animals at Mahalaxmi siding. Animals from private owners were also admitted in these hospitals on payment of fixed fees. (Table 18).

Private stables were visited for detecting infection of rinderpest.

Milch cattle arriving in the city were immunized against rinderpest. The total number of animals immunized was 21,104 (20,994 at Grant Road railway station and 110 in stables in the city). No case of rinderpest was detected.

Conservancy and special halalkhore service were rendered to circuses, exhibitions, amusement parks, big concerns, industrial establishments, etc. on payment of scheduled charges. (Table 19).

Salvaging saleable refuse.—Empty tins and wooden boxes of food-stuff, broken glasses, old gunny bags, paper boxes, scrap iron etc., received at Mahalaxmi siding in refuse for destruction were cleaned and sold by public auction at Rs. 31-4-0.

Sweepers' chawls.—Appreciable progress was made in the policy of housing the conservancy labour staff in the newly constructed two-room tenements at Haines Road, Chinchpokli, Colaba, Bapty Road, Haystack Road, Yardeo and amenities such as welfare centres etc. were provided.

Co-operative credit societies for the labour staff.—A statement in this case is given in table 20.

(ii) GENERAL SANITATION

Sanitary conditions of the city.—The principal causes of the insanitary conditions prevailing in some parts of the city, were *inter alia* due to insufficiency of sewers and continuance of the basket privy system, high density of houses and persons per acre, some practical difficulties in the way of rendering adequate conservancy services, both as regards the removal and disposal of refuse and also shortage of water supply. About 1200 basket privies still remained to be converted into the full flushing system which was kept pending due to the impending town planning schemes.

Water supply.—The supply to the city was chlorinated. Apart from occasional complaints from individuals as regards unwholesome water supply at certain points of the distribution systems, there was no cause for complaint or apprehension as regards the safety of the water supplied to the city's population.

Drainage.—The Mahim area in north Bombay was covered by three town planning schemes, and sewers in a major portion of the north of Bombay were already laid.

Sanitary control of dwellings.—The routine inspection of dwellings presenting or likely to present sanitary defects was made by the medical assistants and medical inspectors under the general supervision of the assistant health officers. During the year, 684 insanitary huts were demolished.

Sanitary inspection.—Details can be seen in table 21.

Slum areas received special attention as far as sanitary measures were concerned.

Milch cattle stables.—3382 milch cattle in 16 stables in E, F and G wards were yet to be removed to the Government milk colony at Aarey.

2. FOOD SANITATION

- (i) A statement regarding the work of inspection of milk is given in table 22.
- (ii) For details regarding the destruction of unwholesome food, table 23 may be referred to.
- (iii) Statements regarding statutory notices and court cases are given in tables 24 and 25 respectively.

3. VITAL STATISTICS

(a) **Birth and birth rate.**—The live births registered during the year were 62,726 which were 3399 less than in 1952 and 6375 above the average of the decennium (1943-52). Of the registered births 32,450 were male and 30,276 female, giving a proportion of 106 males to 100 females. The birth-rate was 26.9 per 1000 of population. Details are given in tables 26, 27 and 28.

The number of still births reported was 2878 or 4.6 per cent. of live births.

(b) **Deaths and death rate.**—The total number of deaths registered from all causes was 33,927 as against 34,337 in 1952 being 3,604 below the annual average mortality of the preceding 10 years and 2,106 less than the mean mortality of the preceding 5 years.

The death rate per 1,000 of the population was 14.6.

More than a quarter (26.5 per cent.) of the total deaths were among infants below 12 months. Out of these, 49.3 per cent. were recorded as due to congenital debility or premature births or malformation etc.

The annual number of total deaths from different causes in the city since 1914 is plotted in graph A facing page 1. For death rates, *vide* diagram B facing page 2.

(c) **Mortality by sex and age.**—Of the 33,927 deaths, 19,040 were among males and 14,887 among females. The excess of deaths among males may be ascribed to the preponderance of males in the population, their number being nearly 63.5 per cent. of the total population. The death-rate among females was, however, actually, higher than that among males. The male death-rate was 12.9 and the female 17.5 as against 13.0 and 17.8 respectively in 1952. Details are given in tables 29, 30 and 31.

(d) **Principal causes of deaths** are given in table 32.

It will be seen from the diagram C facing page 3, that diseases of the respiratory system topped the list of causes of deaths as in the past, with a death-rate of 3.3 per 1000 of population. A large proportion of deaths from respiratory diseases occurred among infants and children under five years of age. Congenital debility and diseases of early infancy constituted the next most fatal cause giving a death rate of 1.9. The causes coming next on the list for the year were old age (1.5), and tuberculosis (1.0).

(e) **Ascertainment of causes of deaths** are given in tables 33 and 34.

(f) **Mortality by months** are given in table 35.

(g) **Details of mortality by sections, etc.** are given in tables 36, 37 and 38.

(h) **Copies of birth and death registry issued.**—During the year 6851 copies of registry of births and 11018 copies of deaths were issued. The total fees received for copies of certificates for searches of birth and death registers for various periods and for producing records in courts of law amounted to Rs. 32,355 as against Rs. 29,688 in 1952.

(i) **Infant mortality.**—Deaths among infants under one year of age numbered 9,000 which was 335 less than in the preceding year and 673 less than the annual average of the previous decennium. The infant mortality rate for the year was 143.5 per thousand of live births as against 141.2 in 1952. The slight rise in this rate this year was due to the fall in the number of births registered.

Of the 9000 infant deaths, 6738 or 74.9 per cent. were among the infants born in the city and 2262 or 25.1 per cent. were among those born outside the city (*Vide* table 39). The births of these 2262 infants were naturally not registered in the city birth registers. Excluding these 2262 deaths of these infants from the number of infants who died in the city during the year, the infant mortality rate would be 107.4. How much of this reduction in the rate could be set off against the deaths of infants occurring outside the city, though born and registered in the city, cannot be estimated. But in the absence of any specific cause or evidence of emigration the number must be small and, therefore, the infant death rate after correction for residence would not be much above 107.4, *i.e.*, 36.1 less than the recorded rate of 143.5. The number of deaths among outborn infants, whose births were not registered in the city, expressed as percentage of 25.1 to the total infant deaths, as against 25.8 in 1952 and 25.5 in 1951.

Diagram D facing page 4 shows the trend of infant mortality rate in this city during the last 73 years.

Causes of infant deaths.—It will be seen from table 40 that 7119 or nearly 79.1 per cent. of the total infant deaths were due collectively to diseases of the respiratory system, infantile debility and premature births, as against 7392 deaths or 79.2 per cent. in 1952. Diarrhoea and enteritis caused 611 deaths, ague and remittent fever and fever not defined 88 deaths and convulsions caused 172 deaths. Deaths from smallpox and measles numbered 33 and 32 respectively, while poliomyelitis caused 7 deaths.

Quinquennial averages.—Compared with the annual average of the preceding five years, the total deaths among infants in 1953 was 488 less. An increase was, however, recorded under diseases of the respiratory system (183), diarrhoea and enteritis (83), ague and remittent fever and fever-not-defined (15), dysentery (2) and poliomyelitis (2) while there was decrease under infantile debility of (682), convulsions (64), measles (3), smallpox (9) and malaria fever (3).

DIAGRAM D

DEATHS IN INFANTS PER 1000 BIRTHS IN BOMBAY CITY (1881-1953)

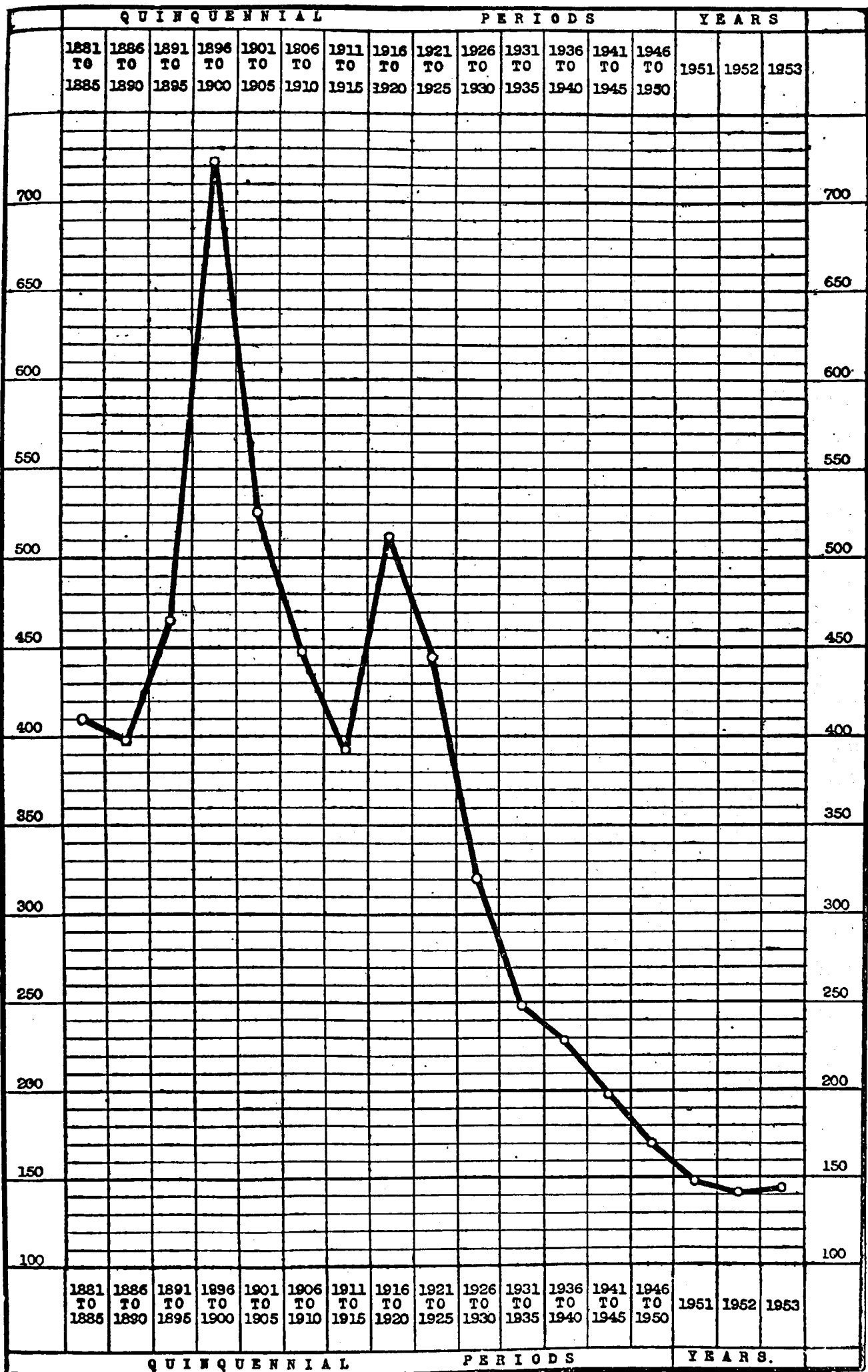


DIAGRAM E

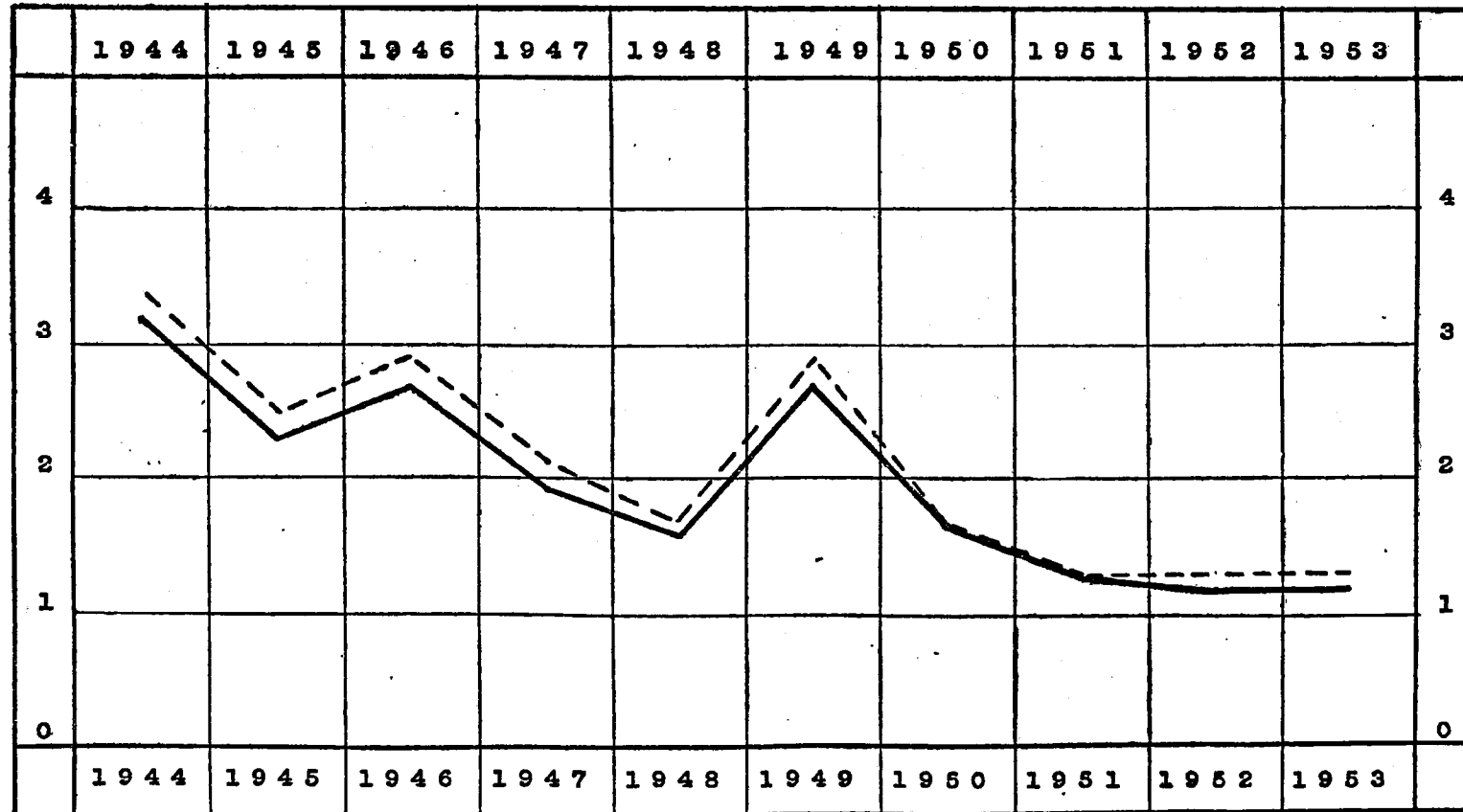
RATE OF MATERNAL DEATHS PER 1000 OF BIRTHS

(BOMBAY CITY)

RATE ON LIVE BIRTHS: - - - -

- RATE ON BIRTHS
INCLUDING STILL BIRTHS: - - } ———

(1944 — 1953)



MATERNAL DEATHS:	194	133	154	106	91	171	106	89	88	82
BIRTHS:	56907	53170	53469	50833	54629	58081	60597	65679	66125	62726
RATE:	3.2	2.3	2.7	1.9	1.6	2.7	1.7	1.3	1.2	1.2
RATE:	3.4	2.5	2.9	2.1	1.7	2.9	1.7	1.3	1.3	1.3

Age of deaths.—*Vide* tables 41 and 42. The infant deaths in the first week of life were 2521 or 28.0 per cent. and in the age period 1 to 4 weeks, 1534 or 17.0 per cent. of the total. Thus, 4055 infant deaths or 45.0 per cent. of the total number occurred in the first month of life. In the next two age-groups *viz.*, 4 weeks to 6 months and 6 to 12 months, the infant deaths numbered 2357 and 2588 respectively, constituting 26.2 per cent. and 28.8 per cent. of the entire infant mortality. For neo-natal death-rates, see table 43.

Infant mortality by months.—See tables 44, 45 and 46.

Prevention of infantile mortality.—The work of the maternity and child welfare services is reported on page 8.

(j) **Maternal mortality rates.**—This rate was 1.3 as in the last 2 years.

Deaths in puerperal state by causes are given in table 47.

4. CONTROL OF COMMUNICABLE DISEASES

(a) **Notification.**—The total of notifications of infectious diseases received during the year was 5,401 as against 4,944 in 1952 (*Vide* table 48). Of these, 5,297 (98.1) were from the District Registrars and 104 (1.9) from Medical Practitioners. No notification was received from Hakims and Vaidyas.

(b) **Plague** was absent during the year.

Anti-plague measures.—(i) **Preventive inoculation.**—During the year, 367 persons were inoculated against plague, of whom 196 were inoculated at the Haffkine Institute, Parel.

(ii) **Rat destruction.**—The total number of rats caught and destroyed in Greater Bombay during the year was 10,27,848 (including 2,43,154 *Rattus* and 3,81,851 *Gunnomys Kok*) as against 11,25,200 in 1952. No rat was found plague-infected, *vide* table 49.

Susceptibility of rats to plague.—The Haffkine Institute reported that the susceptibility of rats to plague was as below:—

R. Rattus (House rats): 13.7 per cent. susceptible.

Other anti-plague measures; *viz.*, (iii) Flea destruction especially through D. D. T. dusting of rat holes and D. D. T. spraying of houses, etc., and (iv) Thorough cleansing of areas are described at the appropriate places in this report.

(c) **Small-pox** caused 693 attacks (including 44 imported) and 189 deaths (including 10 among imported cases) (*Vide* table 50).

The number of persons primarily vaccinated during the year was 67,006 as against 71,885 in 1952 and that re-vaccinated was 5,37,630 as against 4,26,351 in 1952 (*vide* report of the Superintendent of Vaccination).

33 deaths from small-pox occurred among children under one year of age, of whom 29 were un-vaccinated, the remaining 4 cases seemed to have contracted the disease before they could attain immunity against the disease.

(d) **Cholera** caused 66 attacks (including 21 imported) and 22 deaths.

(e) **Influenza** was recorded as the cause of 8 deaths as against 2 in 1952 and the annual average 17 for the preceding decennium.

(f) **Enteric fever.**—The number of notified cases *viz.*, 1,736 (including 140 imported) was 169 more than that in 1952. The total number of deaths was 323 (including 20 among imported cases), as against 428 in 1952. The case mortality rate was 27.3; *vide* tables 51, 52 and 53.

Anti-typhoid measures—

(i) **Preventive inoculation.**—2,39,333 persons were inoculated with T. A. B. vaccine during the year.

(ii) **Anti-fly measures.**—The details are given in the report of the insecticidal services.

(iii) **Destruction of unwholesome foodstuffs.**—This was done by the food inspector appointed specially for the purpose, with the help of 4 constables in the localities of typhoid prevalence. The assistant health officers and the special mobile squad also attended to this work.

(iv) **The facilities** granted by Government for examining blood samples free at the Haffkine Institute at Parel were continued.

(v) **Public health propaganda** in this connection was continued as in previous years.

(vi) **Other measures** such as conversion of basket privies into water closets, the removal of dust-bin sheds, introduction of house to house collection of refuse system all over city, covering of open drains and laying sewers in the unsewered parts of the city were being expedited.

(g) **Acute anterior poliomyelitis** caused 41 cases (9 imported) and 19 deaths.

(h) **Diphtheria.**—1040 cases were notified (*vide* table 54). Of these 81 were imported. 112 cases proved fatal (including 8 imported).

(i) **Cerebro-spinal meningitis.**—7 cases were reported. All proved fatal. During 1952, 11 cases and 7 deaths were reported.

(ii) **Tuberculosis** took a toll of 2,427 lives and the death rate of tuberculosis was 1.0 per 1,000 of population, *vide* tables 55 and 56.

The sputum examination of specimens sent by the medical practitioners was undertaken free of charge at the municipal laboratory.

The details of the work done at the Municipal Group of Hospitals for Tuberculosis and the 3 anti-T. B. clinics are given in the main report of the Commissioner.

4-(k) Venereal Disease

The evening working hours of the male section of the venereal disease clinic at Bellasis Road were changed since 1952 from 4-0 to 6-0 p. m. to 6-0 to 8-0 p. m. in order to suit the convenience of the patients and as a result there was an increase in the attendance of patients. The clinic was well equipped for the diagnosis and treatment of the disease on modern lines and the work was done as follows:—

(1) Prophylaxis

(i) *Prevention of exposure to infection* was emphasized by means of leaflets, posters, lectures, talky-films, etc. by the health publicity section and by the medical officers and the nurse at the clinic and other places. Instructive pictures were exhibited in a room at the clinic, set apart for this purpose.

(ii) *Personal prophylaxis* was given at eight municipal free prophylactic centres (one at the main clinic) The centre at the main clinic was kept open day and night and the others from 6-30 p. m. to 2-30 a. m. every day. For attendance see table 57.

(2) **Diagnosis** by various tests (in addition to the clinical diagnosis) was done at the well-equipped laboratory in the clinic. Samples of blood and other material received from general medical practitioners were examined free of charge and the reports of the findings were sent confidentially. (*Vide* the "laboratory work", table 58).

(3) **Treatment.**—Modern methods of examination and treatment were adopted in treating most of the patients. Men and women were examined and treated in separate wings maintaining absolute secrecy and the information was kept strictly confidential. Penicillin was used for deserving patients. Free supply of procaine Penicillin in oil with 2 per cent. aluminium monostearate was received from W. H. O. from February as UNICEF gift, for the use of female patients and children under 18 years. Since December the supply had been stopped. In all 624 bulbs of 10 c. c. (3 lacs units in l.c.c.) were received.

Physio-therapy by short-wave diathermy, infra-red and ultra-violet irradiation, etc. were also resorted to whenever required. Results of treatment were assessed from time to time by latest laboratory methods.

(4) **Follow up work.**—The clinic nurse paid 2,780 domiciliary visits and induced suspected cases and contacts to attend the clinic for investigation and lapsed cases to resume treatment.

(5) **Training in venereal diseases** was given to medical men who desired to refresh their knowledge of venereal disease.

Summary of cases etc.—18,126 venereal disease cases (15,409 males and 2,717 females) and 1895 non-venereal cases were treated. (*vide* tables 59 to 62).

During the year, 1,061 samples of blood of suspected cases were sent from municipal ante-natal and post-natal clinics for investigation (726 ante-natal cases and 335 post-natal cases) for syphilis. Out of these 250 were found to be positive for Meinicke's or Kahn's test and 153 attended the clinic for treatment.

4-(l) Leprosy

The Acworth Leprosy Home has been doing commendable work for over 50 years in this important branch of the field of control of communicable diseases. In addition to providing a Home for the isolation of patients either voluntarily admitted or committed by the Police, under the Bombay Leprosy Act, the institution conduct a well-equipped out-patient clinic.

Almost the whole cost of the maintenance of the clinic was borne by the Municipal Corporation. The average daily attendance of patients during 1953 was 220, and the total number of new cases treated at the clinic was 2294.

The Home had an accommodation of 396 beds (284 for males and 112 for females) for the isolation of leprosy patients.

7 health visitors, one appointed by the Home and 6 by the municipality (including 1 for suburbs), have been doing the important work of detecting cases of the disease among the contacts of patients. The medical assistants in charge of the municipal free dispensaries also attempted detection of early cases of leprosy for which they have been specially trained. The Superintendent, Acworth Leprosy Home, visited these dispensaries in turn to assist in arriving at accurate diagnosis as well as rendering out-patient treatment to positive cases. The number of such cases detected and treated at the municipal free dispensaries was 48.

The field work of the seven health visitors is given in table 63.

DIAGRAM F

CLIMATIC CONDITIONS IN BOMBAY CITY IN 1953

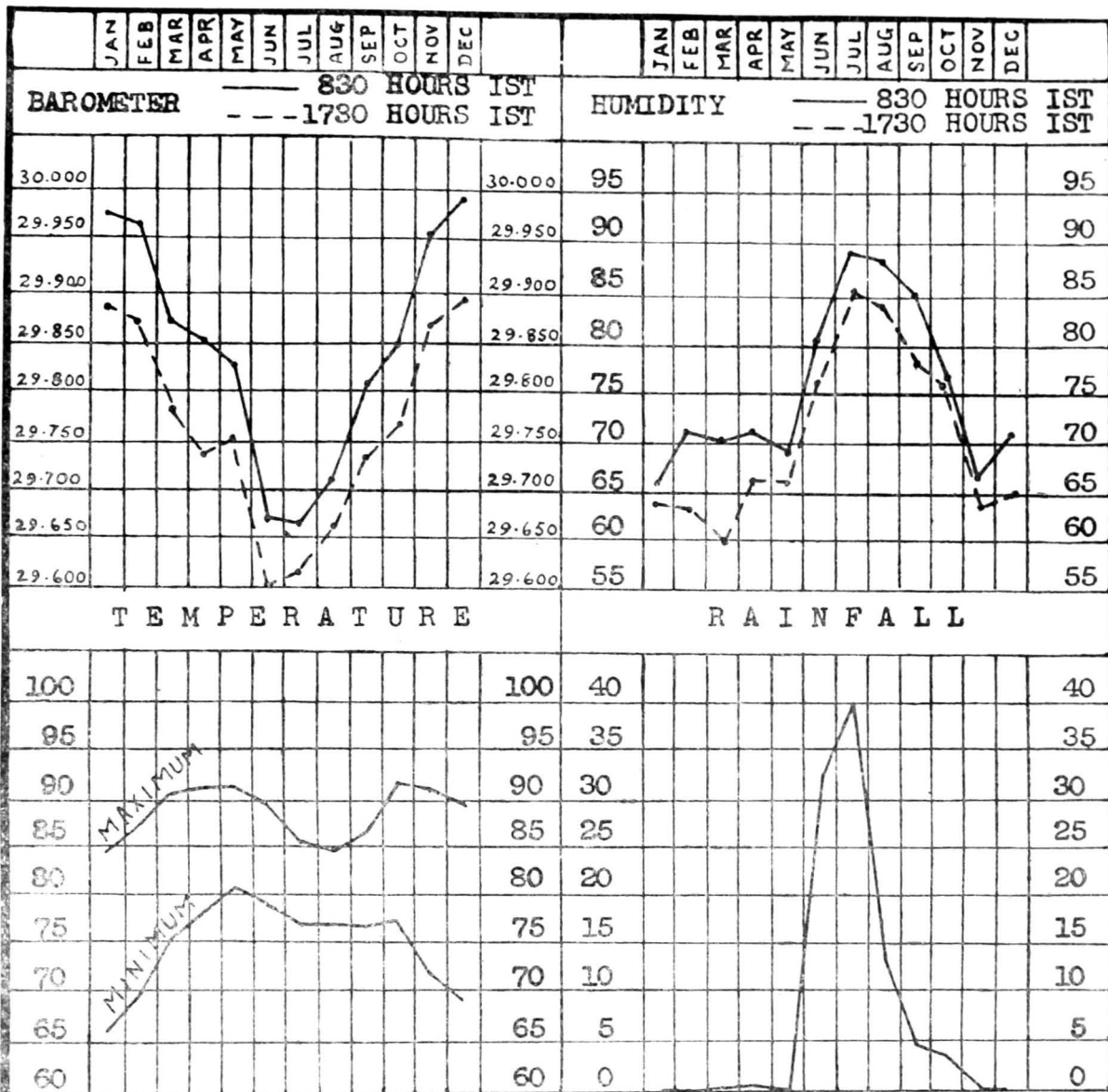
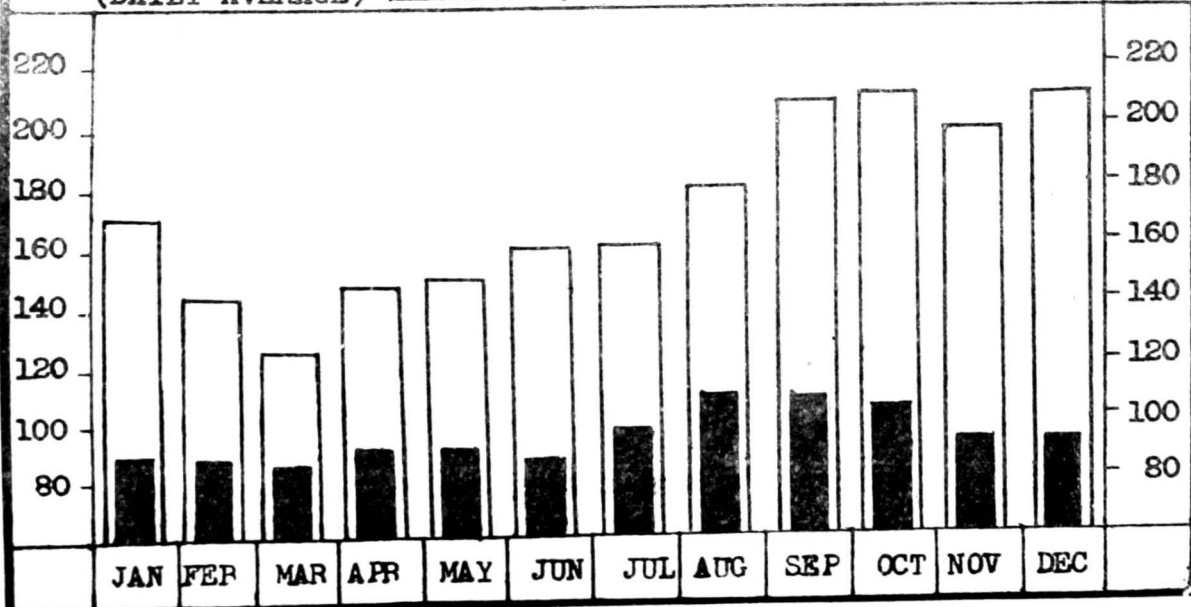


DIAGRAM F 1

DAILY MEAN BIRTHS AND DEATHS IN BOMBAY CITY

LIVE BIRTHS (DAILY AVERAGE) (1953)
 TOTAL MORTALITY (DAILY AVERAGE)





DDT Spraying for Mosquito Control

4-(m.) Malaria

Malaria was registered as the cause of 17 deaths and ague and remittent fever of 3 deaths. The annual average deaths due to these diseases taken together during the last decennium were 99 and 549 respectively (*vide* table 53).

House inspection.—Inspection of houses for detection of mosquito breeding places and destruction of their larvae were carried out. Action was taken against the house-owners for keeping the premises in a condition so as to prevent mosquito breeding.

Details of quantities and cost of insecticides used are given in table 64.

Tables 65 and 66 show the number of wells, cisterns, etc. found breeding *Anopheles* mosquitoes.

Spleen index was not taken in dwellings as malaria was not a problem in the city.

Table 67 shows the number of pupils examined and the number found with enlarged spleen by the school medical inspection staff.

Blood slides.—Out of 1624 smears taken at the municipal dispensaries, 58 showed malaria parasites.

Clinical malaria.—67 cases of malaria were treated at the municipal dispensaries as against 276 in the previous year (*vide* table 68).

Wells.—Statements giving number of wells as on 1st January 1954 and the number of wells filled in are given in tables 69 and 70.

One open well was newly discovered, 4 hermetically cement concrete covered wells and 2 retained well were filled in and 1 open well was rendered hermetically cement concrete covered.

The total number of wells in the city on 1st January 1953 was 2143, (1663 hermetically cement concretes covered wells and 480 open or partially open wells). Out of the 480 open or partially open wells, 426 were retained, 38 Jack wells and the remaining 16 were under action.

All the retained wells except a few were stocked with *Gambusia* fish and replenished every six months or oftener when found necessary.

Cisterns.—There were 72,563 cisterns in the city.

Mill tanks.—92 mills contained 95 mill tanks. They were all regularly examined for mosquito breeding and action was taken whenever necessary. A good number of mills participated in the scheme of insecticide services.

Breeding in mill tanks.—12 instances of mosquito breeding in mill tanks were detected and action was taken to destroy the same.

Overhead cisterns on mills and other premises.—All the 190 overhead cisterns in mill premises and overhead tanks on premises other than mills were maintained in mosquito proof condition.

Storm water entrances.—See table 71.

Admissions in institutes.—10,336 malaria fever cases (mostly clinical) were admitted and treated in various medical institutions in the city.

Precautions against yellow fever.—The campaign against *Aedes aegypti* mosquito, the vector of yellow fever, was continued. The *Stegomyia* index did not show any thing more than 2 per cent. which was considered as safe.

The anti-malaria drugs such as paludrine, quinine and mepacrine (tablets) were made freely available to the public at the municipal dispensaries.

Monsoon action and mosquito nuisance.—Notices were issued against the owners to keep their compounds free from mosquito breeding. A sum of Rs. 19,815-13-0 was recovered as fees for treating such premises with DDT and other insecticides.

Insecticide Service

Fly nuisance was much decreased as a result of regular anti-fly measures by the insecticide squads.

Private treatment on payment of fees.—This work was extended and the insecticide squads operated in all the wards of the city, making the scheme popular. A sum of Rs. 49,815-13-0 was received as against Rs. 47,503-5-0 during the previous year.

Details of the DDT fogging service rendered with the Tifa unit are given in table 72. A revenue of Rs. 750 was derived from insecticide fogging by this unit.

Suburbs.—Insecticide service was rendered all over Greater Bombay. Details of the services rendered in the suburbs are given separately in the annual report pertaining to suburbs.

Malaria Advisory Committee held two meetings during the year.

Disinfection

The details of the work done and the quantity and cost of disinfectants and disinfestants used are given in tables 73 and 74.

5. HYGIENE

(i) **Maternity and Child Welfare Services** were continued in all their aspects through the clinics conducted at five municipal maternity homes, ten subsidiary clinics and the maternity unit at Dharavi, under the supervision of the Supervising Medical Officer (Maternity).

Types of Services

(a) **Domiciliary care.**—Education and propaganda through health visitors and medical officers of the maternity homes.

(b) **Institutional care** included the activities of (1) Ante-natal, (2) Natal, (3) Post-natal, (4) Infant and pre-school-age child care, (5) Follow up work, (6) Education and propaganda of these services through posters, leaflets, group-talks, demonstrations, film-shows, etc.

Aid to poor women was given in the form of jaggery, ghee, milk, etc. at these institutes.

Arrangement for Kahn-test of blood of women attending the maternity and child welfare clinics was continued and cases found positive were directed to the anti-venereal diseases clinic at Bellasis Road for necessary treatment.

A scheme for the distribution of milk was started during the year with an object of correcting nutrition of undernourished women attending municipal maternity homes.

The work of investigation into maternal deaths was continued. B. C. G. vaccination was done voluntarily on new-borns at the municipal maternity homes by the staff of the B. C. G. Vaccination Committee, Government of Bombay.

At "Well Baby Clinic" at Bellasis road maternity home twenty babies were admitted with the object of educating the mothers in mother-craft.

Different steps such as medical treatment, regular weighing, etc. at the clinics were taken with the object of improving the health of infants and pre-school-age children.

(ii) **Family Planning.**—Advice on spacing of births was given confidentially by trained lady doctors to married women at the sixteen family planning clinics, one of which was started during the year.

Health visitors paid domiciliary visits to mothers for follow-up and propaganda of these services.

For details of the work done see table 75.

School Health Work (Municipal)**(1) Medical inspection of school children—**

The total number of pupils in I to IV standards was 1,24,368 and 34,746 in V to VII standards.

The number of pupils examined was as follows:—

(a) As a routine:—

(i) Standard I 22,675

(ii) Standard III 13,910

(b) Pupils not examined during the previous year:—

(i) Standard II 4,501

(ii) Standard IV 2,503

(Total number of pupils examined 43,589)

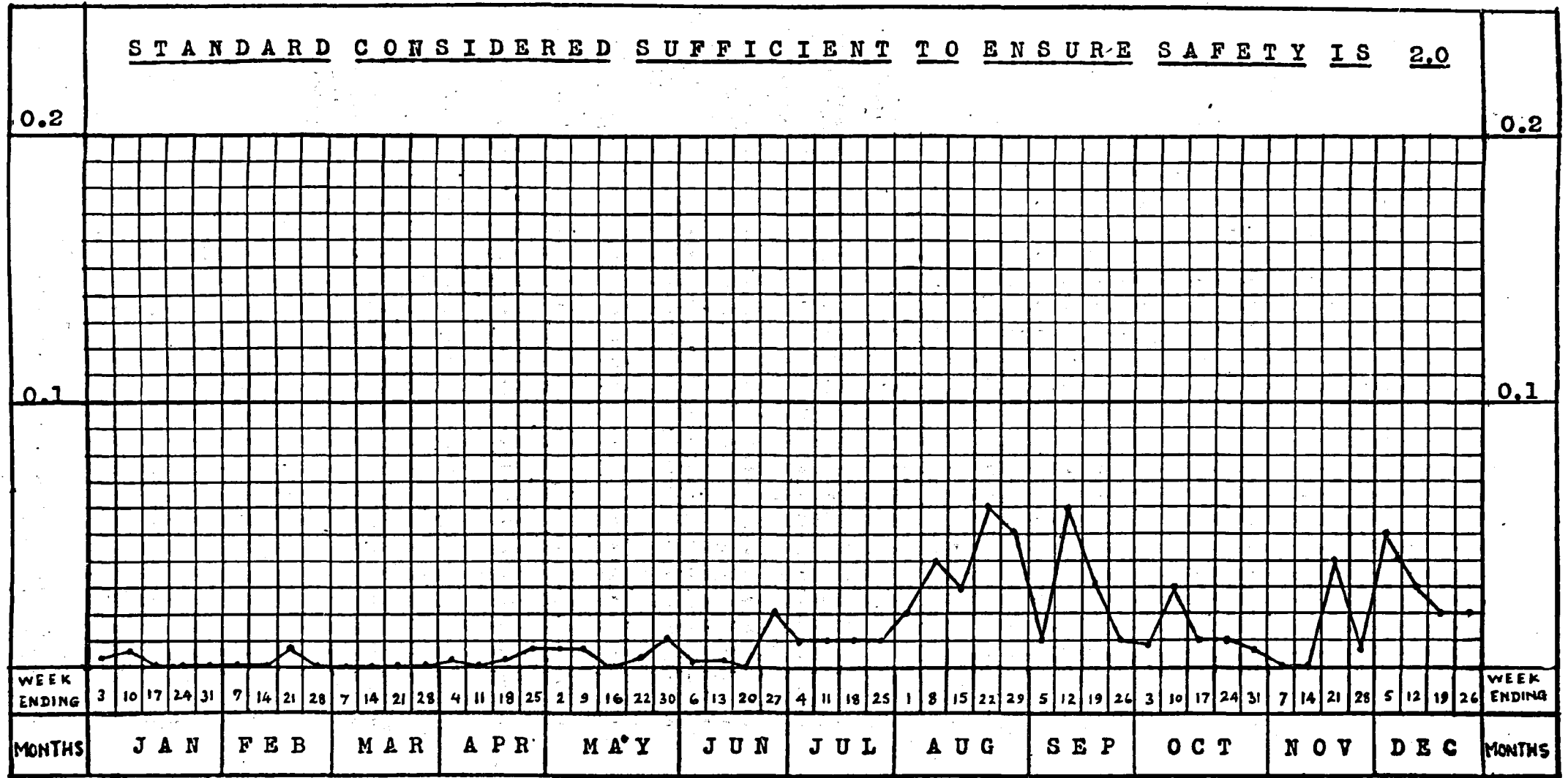
(c) Special cases presented by parents and teachers:—

(i) Pupils of any standard 92

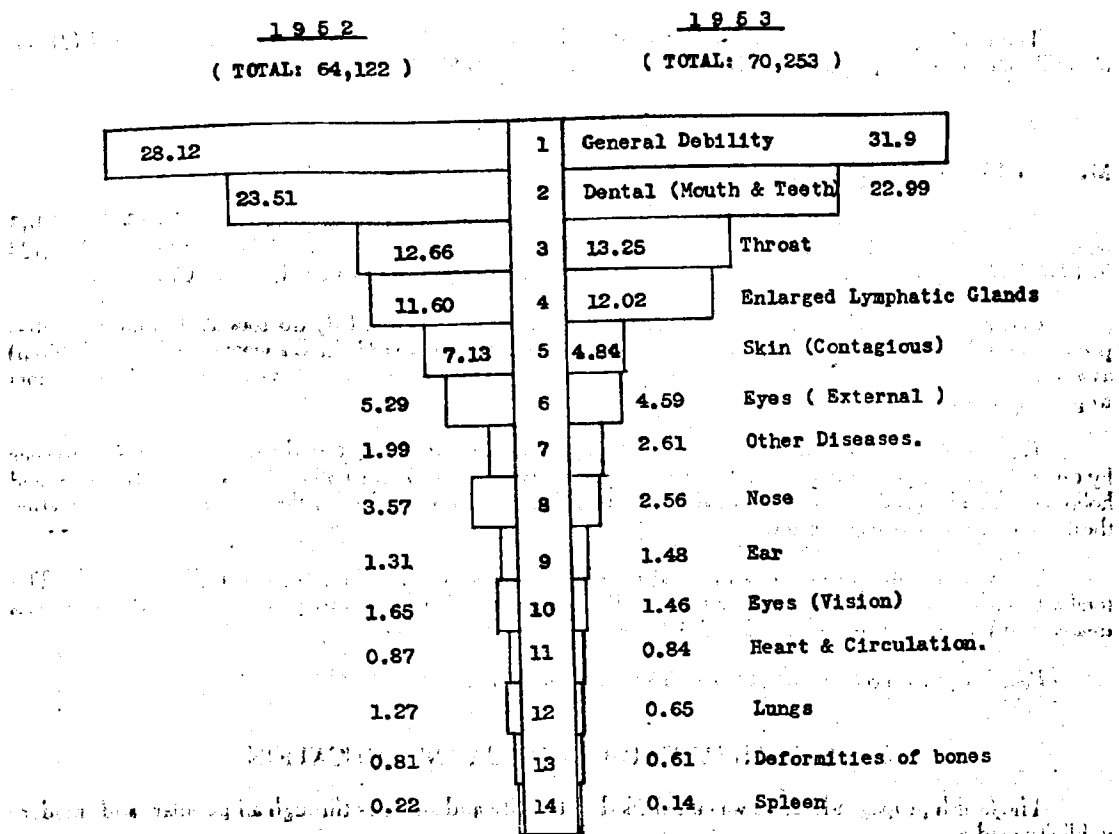
304 schools and classes out of 384 were visited and 43,589 children (24,555 boys and 19,034 girls) were examined, of whom 34,995 were found defective with 70,253 defects. Parents and guardians of those children were intimated about this. But only 28,876 parents replied, 22,289 consenting and 6,589 dissenting to give treatment to their children at the municipal school clinic. 6,079 did not reply at all.

The medical officers interviewed 611 parents in schools and explained to them the necessity of rectifying the defects in their wards attending clinics and dispensaries.

DIAGRAM .G
STEGOMYIA INDEX IN BOMBAY CITY
FROM JANUARY TO DECEMBER
1953



Percentage of common defects to the total number of defects can be seen from the diagram hereunder:—



(2) Correction of defects

Minor ailments among the children were dealt with by the municipal dispensaries. The cases with major ailments were treated at the school clinic at the King Edward Memorial Hospital, which was quite inadequate to treat more than 2000 fresh children annually. 963 new and 6904 old cases only requiring immediate attention were therefore taken up and 457 children were treated at the outpatients department of the Hospital.

49 children with errors of refraction were supplied with spectacles free of charge. 55 children were vaccinated. 350 schools and 34 classes were supplied with emergency outfit. 118 children suspected to have leprosy infection were directed to the Acworth Leprosy Home. Of these, 12 were found positive and were disallowed from attending the schools, one case was allowed to attend the school as under observation. The Education Officer was requested to take suitable action in 4 cases who left the school and were likely to join any other school. 24 did not present themselves as directed, and 77 cases were found negative.

Only 26 of the 992 children advised, took treatment at the municipal dispensaries, and 569 children were escorted by the school health nurses to dispensaries.

Blood smears: 2 children having enlarged spleen were examined and they were found negative for malaria.

564 children suffering from scabies, ringworm and boils were treated in the schools by the school medical officers.

130 tonsil and other operations were performed at the school clinic.

1 case of rat-bite and 2 of dog-bite were treated.

77 suspected cases of T. B. were screened at the Princess Street T.B. clinic. Of these 55 were found with lung fields clear. Parents of 20 children who were easily susceptible to T. B. infection were advised to give nourishing food and tonic. 2 positive cases which showed signs of further development were hospitalised in the Group of T. B. Hospitals, Sewri.

92 children with dental defects were treated at the Nair Hospital Dental College.

An experiment with Shark liver oil was tried with 50 rickety children of the Poibawadi Marathi school.

(3) Health Education and follow up work

299 and 1030 health talks on subjects of simple personal hygiene were given to pupils by the school medical officers and school health nurses respectively in order to inculcate clean and healthy habits among them.

The school health nurses visited 2575 and revisited 1050 ailing children at homes and gave necessary instructions to their parents, as regards their care and diet.

(4) Supply of milk to the undernourished children

Due to vacation and short supply the milk scheme did not function from 16th April 1953 to 16th August. 1953. About 36,000 certified undernourished children in all, were given pasteurised, toned milk each 8 oz. on every school working day at 306 milk distributing centres in municipal schools.

On a rapid survey of 102 suburban schools, 6919 undernourished children were selected for supplying free milk.

The total expenditure incurred on (1) medical inspection and treatment of school children and (2) on the milk scheme were approximately Rs. 91,930-0-0 and Rs. 6,95,660-0-0 respectively.

7. MEDICAL RELIEF

Municipal Free Dispensaries.

The number of new cases treated at the 23 dispensaries and one mobile dispensary was 3,23,384 (1,86,163 males and 1,37,221 females) as against 2,88,047 in 1952. The total attendance was 14,30,870 as against 12,98,128 in 1952, including 122 visits by the dispensary medical officers to patients in their homes. (Table 76).

Clinics for women and children were conducted by three part-time lady doctors at 6 municipal dispensaries for 2 hours thrice a week. The number of new cases treated was 8334 (6477 women and 1,857 children) as against 8,397 in 1952. The total attendance was 86,395. These figures include visits by the lady doctors to patients in their homes.

The eye dispensary and hospital at Kamathipura were attended by two honorary medical surgeons by turns. The out-patient department remained open every day from 7 to 10-30 A. M. except on Sundays and holidays. The hospital had an accommodation of 6 beds for males and 6 for females with a modest operation theatre and a full time resident nurse.

The total number of new cases treated at this institution was 12,128 as against 11,704 in 1952. The total attendance was 87,333 as against 84,430 in 1952. The number of in-door patients among the new cases treated and total attendance were 217 and 3163 respectively. (Table 77).

Poor box charity collections.—Details are given in table 78.

8. PUBLIC HEALTH PROPAGANDA AND EDUCATION

The health propaganda drive was intensified in the city and suburbs through all popular and modern publicity media.

The outstanding activities included propaganda during anti-rat week campaigns, celebration of second school health day and starting of an itinerary exhibition for municipal schools.

Important activities consisted of 460 health education film shows, 15 sectional health exhibitions, 30 itinerary exhibitions in municipal schools, 90 sanitation campaigns and propaganda during 16 food raid campaigns. Four special anti-rat exhibitions, meetings and talks on environmental sanitation and preventive aspects of communicable diseases, were also carried out.

Two hundred and seventy-four mass vaccinations, 88 mass T. A. B. inoculations and 7 anti-cholera campaigns were arranged with the help of the propaganda vans.

Display of posters and distribution of leaflets on various aspects of public health and sanitation was arranged through different agencies.

A new film entitled 'Cholera Control' was added to the film stock. The films, 'Cleaner Bombay' on clean habits, 'Anokhi Kahani' on prevention of typhoid and a publicity film trailer giving publicity to the various amenities provided by the Health Department were included in the daily health education film programmes.

Fifty show-cards, 20 models, 25 cut-outs, 15 show-cases, 20 health charts, 22 sign-boards and placards and about 50 frames and 24,000 printed posters were prepared and acquired.

The section aided several welfare organisations in organising health weeks, co-operated with the government in the celebration of the World Health Day, B. C. G. Day and Prohibition Week, prepared models, charts show-cards, posters etc. in large numbers for V. D. clinic, family planning clinics, maternity homes, Arthur Road Hospital, etc.

Other publicity work included miscellaneous items as press notes, slide releases, talks from mobile vans and displays arranged in municipal maternity homes. A Health Department stall was opened in the civic exhibition and the same was much appreciated by the public.

9. STANDARDS BRANCH

(i) **Public Health Department.**—As a result of the recommendations made by Messrs. Ibcn Ltd. a potential reduction of 658 persons from the reference period staff of 1,467 persons had been indicated.

Implementation of the recommendations resulted in a reduction of 358 persons from the basic staff by the end of December 1953. 42 persons from the basic staff were reduced during the year. The resultant cumulative net savings amounted to Rs. 8,17,224, the monthly rate of savings during December 1953 being Rs. 31,512.

The standard staff had to be increased from 293 to 299 on account of the staff taken up for the TIFA operations (i.e. fogging with insecticides, a new activity of the department).

60.4 per cent. of the proposed reduction was already achieved (table 79).

(ii) **Conservancy Branch.**—Likewise, a potential reduction of 2640 persons from reference period staff of 9618 persons had been indicated in the conservancy branch.



Mobile Dispensary



Mass Inoculation against Typhoid with the help of Propaganda Van

Implementation of the recommendations resulted in a reduction of 865 persons by the end of December 1953, 465 persons were reduced during the year.

The resultant cumulative net saving amounted to Rs. 6,97,330, monthly rate of savings being Rs. 74,595 during December 1953 (table 79-A).

V. V. PURI,
Executive Health Officer.

CITY FEVER HOSPITAL, ARTHUR ROAD

Dr. J. K. Thanawala, M.D., F.C.P.S., held the post of the Medical Superintendent throughout the year. The honorary staff rendered useful service whenever needed.

The Works Committee established as per the adjudicator's award held 2 meetings.

A Peshi Committee consisting of the Medical Superintendent, Matron, Labour Officer and a representative of the labour staff, was formed to investigate into the complaints against the menial staff and to award a suitable punishment after thorough enquiries. The system helped the administration a good deal and functioned satisfactorily.

The Welfare Centre for the labour staff carried out its activities satisfactorily at the hospital under the supervision of the Labour Officer.

Visitors.—The following distinguished persons visited the hospital during the year—

- (1) Dr. D. Choudhary, Port Health Officer, Bombay on 11th February.
- (2) Dr. S. R. Savor, Senior Pathologist, Institute of Medical Research, Kuala Lumpur, Malaya on 13th April.
- (3) Dr. R. G. Pangchi, Reader in Hygiene and Public Health S. C. D. Medical College, Calcutta on 8th May.
- (4) F. Mariaho Rech; Milano (Italy) on 23rd July.
- (5) Shri B. D. Jatti, Deputy Minister (Health) Bombay on 3rd December.

Admissions.—During the year, 9802 patients suffering from various acute infectious and communicable diseases (except tuberculosis and leprosy) were admitted as against 6,883 during the previous year (vide tables 80, 81 and 82). Of these 2,056 were of enteric fever, 730 of small pox and 1470 of diphtheria. The daily average number of patients under treatment was 356.

The annual admission figure viz., 9,802 was the highest so far recorded and the case fatality rate in the total admissions was 6.8 per cent. the lowest.

Hospital Accommodation.—The bed accommodation at this hospital is analysed in table 83.

The present bed accommodation and other facilities at this hospital fall far too short of the demand. The proposals for constructing smallpox wards with 144 beds, and wards with 150 beds in the general unit and extension of the administrative block and the residential quarters for staff, have been postponed.

Expenditure.—The total expenditure during the year was Rs. 10,65,350 as against Rs. 7,88,216 during the previous year. The average weekly and daily cost per patient is given in tables 84 and 85.

Teaching.—Instructions in infectious diseases were given to 416 M.B.B.S., and D.A.S.F. students and to 40 post-graduate students preparing for the examination of diploma in child health or public health.

48 student-nurses directed by the Dean, K. E. M. Hospital and the Dean, Bai Yamunabai L. Nair Hospital were given training in infectious diseases. 92 nurses, health-visitors etc. from different institutions also received instructions in nursing management of infectious diseases and working of the Infectious Disease Hospital.

Demonstrations on cases of various infectious diseases in this hospital were given by the Medical Superintendent to the members of Indian Medical Association on 23rd September 1953.

The medical library of this hospital consisted of 500 medical books including the 28 newly added this year; and 10 journals and periodicals which were subscribed for.

Recreation activities.—Facilities for recreation such as badminton court, table tennis, radio, chess and carrom were available. Local newspapers were purchased for the patients and nursing staff. A tennis court for the superior staff was under construction.

Nurses' welfare fund.—Total amount received during the year was Rs. 85 as donation and Rs. 39 as subscription from the members of the nursing staff and the balance to the credit of the fund at the end of the year was Rs. 785-4-0.

Certificates.—2,110 certificates were issued including 1,717 free, 382 of medical opinion and 11 for insurance purposes.

Scientific studies and publications :—

Name of the article.	Contributor.	Where published.
Diphtheria in Bombay	... Dr. J. K. Thanawala, M.D., F.C.P.S.	Read at the 30th All India Medical Conference at Hyderabad (Dn.)

Blood transfusion.—The Bombay branch of the Indian Red-Cross Society, continued extending their co-operation to this hospital for the purpose and the blood donors were mostly available whenever required even at a short notice.

The City Fever Hospital Employees' Co-operative Credit Society Ltd.

A statement in this connection is given in table 86.

Hospital Day.—The Hospital Day was celebrated on 12th March 1953 under the presidentship of Shri P. R. Nayak, I.C.S., J.P., Municipal Commissioner.

Smallpox occurs in this city almost every year with a seasonal rise during the winter months from November onwards with a definite cyclical epidemicity. The admissions during this year numbered 730, the peak months being March and April and the lean months being September and October.

No case occurred either among the staff of this hospital or the attendants who were allowed to stay and to attend the smallpox cases, as they were all freshly vaccinated. The fact that the mortality rate was considerably lower in the 'vaccinated' than in the 'un-vaccinated' (*vide* table 87) and the attack in the 'vaccinated' was also mild, emphasises the necessity and importance of re-vaccination.

The clinical classification of cases of smallpox and mortality rate in them are given in table 88.

In a total of 730 cases admitted, 152 died giving the case fatality rate of 20.8 per cent. Excluding 46 deaths which occurred within 48 hours of admission of cases in a moribund condition, the case fatality rate was 13.1 per cent. only. Plasmosan (Plasma substitute) was administered to patients in confluent, semi-confluent and haemorrhagic variety. It seemed to act favourably in confluent and semi-confluent varieties as regards reduction of toxæmia and mortality rate to some extent.

The smallpox admissions from 1940 are summarised in table 89.

Diphtheria is endemic in Bombay and has not assumed epidemic form at any time. A total of 1,470 cases were admitted, the highest figure ever recorded so far. Of these 111 proved fatal, the mortality rate being 7.5 per cent. the lowest so far.

The months October, November and December were the peak period for admissions. 89 deaths occurred within 48 hours of admission. Excluding these moribund cases, the case fatality rate was 1.5 per cent. only. The operation of tracheotomy was performed in 72 cases of diphtheria with laryngeal obstruction, 19 of whom succumbed to the disease. 4 cases were transferred to this hospital from other institutions after tracheotomy operation, out of whom 2 died.

The diphtheria admissions from 1940 onwards are summarised in table 90.

Cases were admitted from all parts of the city predominantly from Mazgaon, Byculla, Dongri and Mahim localities. (*Vide* table 91).

The incidence by age is shown in table 92.

The highest incidence of the disease was in the age-group of 2-5 years. The youngest patient admitted was a male child aged one month and the oldest a female aged 70 years. Both expired.

The diphtheria admissions are classified in table 93.

Enteric fever.—The admissions numbered 2,056 as against 1,554 during the previous year. Of these, 1,851 recovered and 205 proved fatal, giving a case fatality rate of 10.0 per cent. Excluding the 56 deaths which occurred among cases admitted in moribund condition, within 48 hours of their admission, the case fatality rate was 7.2 per cent. only. Considerable reduction in the mortality rate can be attributed to early (and on a large scale) administration of the antibiotic drug *viz.*, "Chloramphenicol".

July to November were the peak months for admissions.

History of previous T. A. B. inoculation was available in 64 cases only; in 3 of which the onset of the disease occurred within 15 days of the protective inoculation. Meningeal symptoms developed in 70 cases and 161 had a relapse. Signs of intestinal perforation were detected in 27 cases (1.3 per cent.) which were transferred to the K. E. M. hospital for surgical treatment.

Further particulars about complications of the disease are given in table 94.

Special treatment.—(1) High caloric diet was given to all cases, except when it was contraindicated due to abdominal complication such as distension, diarrhoea, haemorrhage, perforation etc. The satisfactory response to this diet therapy was shown in all cases by way of improvement in the general condition within 24 to 48 hours, reduction in complications and also by shortening of the convalescence.

(2) Protein-hydrolysate-transfusion was given to 202 cases out of whom 39 died. It was administered in 28 cases associated with toxæmia, in 163 cases with toxæmia and diarrhoea and in all cases with diarrhoea as a complication of the disease. It was found to be beneficial as regards reduction in toxæmia and quick control of diarrhoea.

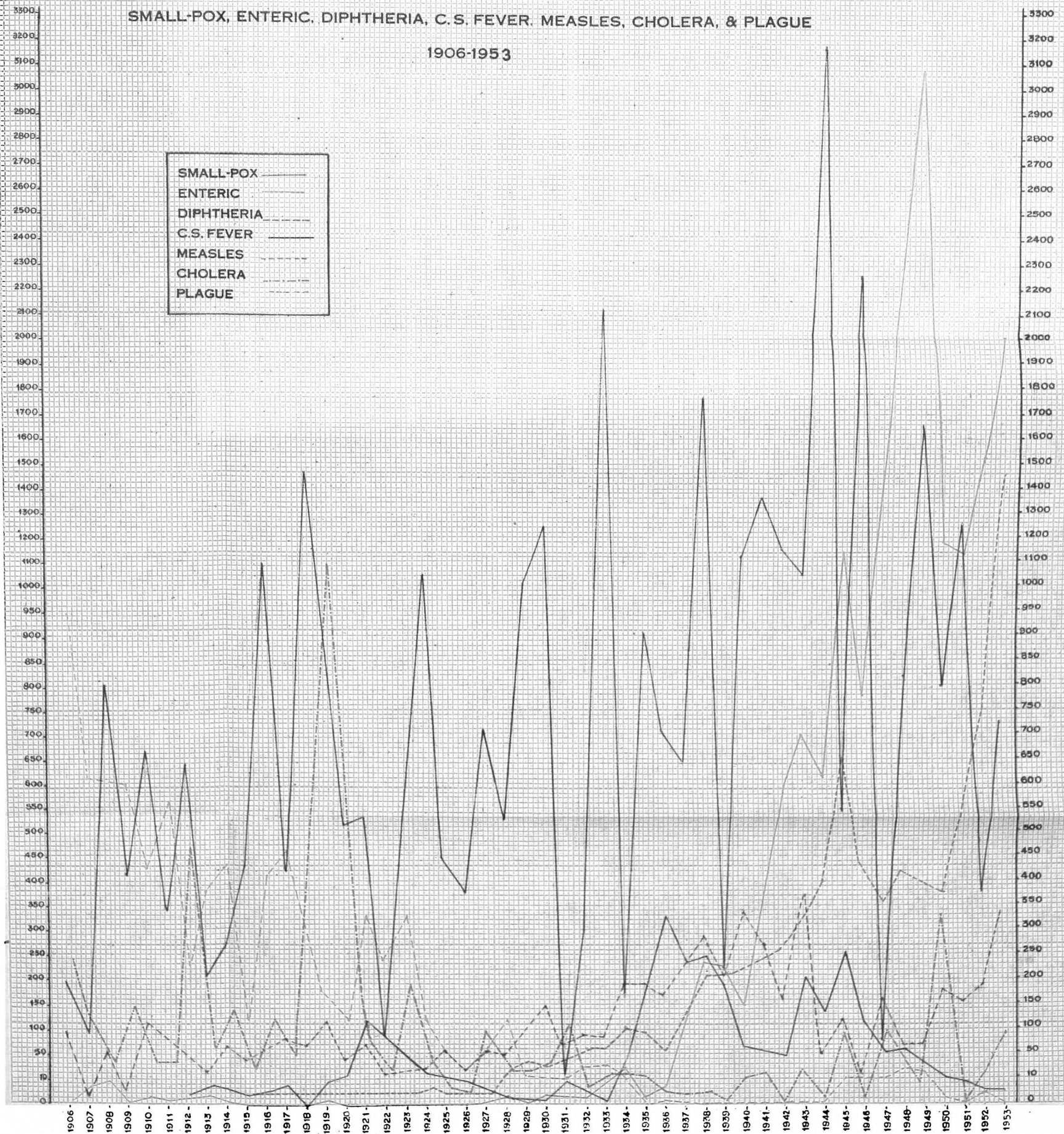
(3) A Plasma substitute "Plasmosan" was given in 466 cases, 289 of them with toxæmia, and 49 with toxæmia and diarrhoea of whom 266 were cured. It was administered in 78 cases having haemorrhage per rectum as a complication and 21 cases recovered. It was also administered in 50 cases having diarrhoea as a complication all of whom recovered.

ANNUAL ADMISSIONS

(CITY FEVER HOSPITAL, ARTHUR ROAD)

SMALL-POX, ENTERIC, DIPHTHERIA, C. S. FEVER, MEASLES, CHOLERA, & PLAGUE

1906-1953



(4) Whole blood transfusion was given in 106 cases of whom 30 proved fatal. Out of 106 cases, 4 who had toxæmia recovered and out of 102 cases with intestinal hæmorrhage, 30 died (30 per cent.). Blood transfusion was thus found to be beneficial in cases of enteric fevers with complications of toxæmia and hæmorrhage per rectum.

(5) 1264 cases were treated with the "Chloramphenicol" the specific antibiotic drug out of whom 127 died. "Chloramphenicol" was administered to 467 cases in four hourly doses of whom 64 died and to 797 cases it was administered in 12 hourly doses (3 capsules twice a day to the adults) out of whom 63 cases proved fatal. Thus it was observed that Chloramphenicol yielded equal, even better results when administered in 12 hourly doses. In a majority of cases the drug could be administered in an early stage of the disease due to its lowered cost, which resulted in reduction in mortality rate of the disease. Still better results could be expected if it could be administered to all the cases which was not possible as the cost of the drug, though lowered, was not within reach of everybody.

Incidence of enteric fever and case mortality rate from 1940 to 1953 are shown in table 95.

The incidence of enteric fever was predominantly high in Dongri, Byculla, Mazagaon, Parel and Mahim localities (Table 91).

Incidence of age group is shown in table 96. The highest incidence of this disease was found in the age-group of 11-30 years. The youngest patient admitted was a male child of 8 months and the oldest a female of 70 years. The former recovered and the latter expired.

Cerebro-spinal fever is sporadic in Bombay. Out of 4 cases admitted one was cured. One case was admitted in a moribund condition and died within 48 hours of admission. The diagnosis of these cases was established by bed-side clinical examination and examination of the cerebro-spinal fluid.

The cases were treated with Sulphadiazine and Penicillin. From the point of view of the method of administration as well as convenience of the patients, Sulphadiazine therapy proved preferable to Penicillin.

Incidence of cerebro-spinal fever and case mortality rate from 1940 to 1953 are shown in table 97.

The oldest patient was a male aged 20 years who was cured (*Vide* table 98).

Incidence by locality is shown in table 91.

Cholera.—Out of 84 cases admitted (including 22 imported), 28 proved fatal giving a case fatality rate of 33.3 per cent. Excluding 23 cases admitted in a moribund condition, who died within 48 hours of their admission, the case fatality rate was 6 per cent. only. 10 deaths occurred among imported cases (*Vide* table 99).

In addition to the routine saline transfusion treatment chemotherapeutic and antibiotic drugs such as Terramycin etc. were also administered.

Typhus fever.—55 cases were admitted with history of continuous fever associated with headache and extreme weakness. Diagnosis was confirmed by repeated examinations of blood for Weil-Felix reaction, which showed rising titre during the course of the disease. All the cases except one were discharged cured. The case which proved fatal, was admitted in a moribund condition from Byculla locality and died within 48 hours of admission. The disease is seen more frequently now-a-days and proper investigation of the etiology and mode of spread of this disease is necessary.

Measles.—345 cases were admitted. The peak months for admission were April, October, November and December. Majority of the cases were from Children's Homes, Convents, etc., 11 cases proved fatal out of whom 8 cases were in moribund condition and died within 48 hours of admission due to the complication of Bronchopneumonia.

Mumps.—A total of 197 cases was admitted. The peak months for admissions were January, July, November and December. The major proportion of the cases was from the Children's Homes, Convents, City Police Forces, etc. All the cases were discharged cured.

Chickenpox.—A total of 871 cases was admitted. The incidence of this disease was highest in the months of January, February and March. Some of the cases admitted were suspected cases of smallpox; and others were from the essential services, convents, reformatories, public institutions, etc. 4 cases with bronchopneumonia as a complication proved fatal. One was in a moribund condition and died within 48 hours of admission.

Anterior poliomyelitis.—Only 1 case was admitted and proved fatal within 48 hours of admission.

Clinical laboratory.—Laboratory investigations and preparations of injectable materials etc. were carried out during the year as shown in table 100.

The present practice of sending material for investigations to the Haffkine Institute, involves considerable delay and inconvenience; but until the hospital laboratory is expanded and suitably equipped, only a portion of laboratory work can be done at this hospital.

J. K. THANAWALA,
Medical Superintendent, City Fever Hospital,
Arthur Road.

MUNICIPAL LABORATORY

Shri V. Sadasivan B.Sc. (Ag.) M.Sc., A.I.I.Sc., was Municipal Analyst throughout the year.

The total number of samples examined was 38,635 as against 34,928 in the previous year. Of the above, 30,047 samples were examined chemically and 8,588 bacteriologically.

The work of examination of samples of milk from the Government milk distribution centres, all over Greater Bombay was continued. Of 3,028 milk samples examined, 404 were of toned milk, 2 of which were found to be below the prescribed standard.

The laboratory continued to be of assistance to other departments of the municipality as shown below :

Department	No. of samples examined.
Stores	167
Water works	560
Licensing	414
Engineering	41

The Municipal Analyst attended different courts on 25 occasions for giving evidence in cases under the Bombay Prevention of Adulteration Act.

Chemical

(i) Samples of food-stuffs examined chemically were 25,230 and of other food-stuffs 2,563 including the samples taken under the Bombay Prevention of Adulteration Act.

(ii) Of the 484 samples of water examined, 95 well water samples and 17 water samples collected from other sources were found to be unfit for potable purposes. The results of analysis of Bombay waters are given in table 104.

(iii) Out of 1,087 samples of urine examined, 341 were received from private individuals and 746 from municipal institutions.

(iv) 683 samples of miscellaneous nature such as soap, chemicals, etc. were received.

Bacteriological and clinical

8,588 samples were examined bacteriologically. (vide table 102).

(i) Of the 651 samples of water examined, 57 well water samples and 107 water samples collected from other sources were found to be unsatisfactory for potable purposes. The results of analysis of Bombay waters are given in table 105.

Of the 431 samples of water from the Bombay Port Trust area examined, only 8 were found to be unsatisfactory for potable purposes.

(ii) 22 samples of disinfectants were examined to determine the Rideal Walker Co-efficient.

(iii) Samples examined for diagnostic purposes were 7,017 including 1,624 blood smears for detection of malarial parasites.

(iv) 467 samples of a miscellaneous nature were examined.

V. SADASIVAN,
Municipal Analyst.

VACCINATION

Dr. R. D. Kelkar M.B.B.S., B.Hy., was the acting Superintendent of Vaccination.

A total of 6,00,326 vaccinations (67,045 primary and 5,33,281 re-vaccinations) were carried out. Mass vaccinations were done in the localities reporting smallpox cases. There were 38 permanent and 4 temporary vaccination stations, three of which worked daily viz., (1) Sanitary Institute, Princess Street, (2) Central Vaccine Depot, Parel and (3) City Fever Hospital, Arthur Road. On an average 9 to 10 vaccination stations worked every day. Since October, vaccination work was started at the municipal dispensaries.

Of the children vaccinated primarily, 49,161 were born in the city as against 51,012 in the previous year. The total number of births registered from 1st July 1952 to the end of June 1952 was 64,955 (table 106). Thus about 20 per cent. of the city-born children's primary vaccination was postponed beyond the age of 6 months. 17,884 out-born children were vaccinated primarily. The results of primary vaccinations by ages are given in table 107.

The results of vaccination recorded by the vaccinators, were checked by the Superintendent in 2,798 cases and by the Head Vaccinator in 2,308 cases. The proportion of successful vaccinations to the total vaccinations was 100 per cent. The municipal vaccinators' work was checked in a large number of primary vaccinated cases that revisited the stations for showing results 7 days after getting vaccinated. The work was found to be satisfactory. These inspections helped to ascertain that the vaccine lymph in use was consistently of good potency.

Details of the income from vaccinations and issue of certificates of vaccination in international form are given in the table 108.

Certificates for postponement of vaccination in cases of 83 children were issued on ground of ill-health.

No prosecutions were launched either for failure to have infants vaccinated or for failure to present vaccinated infants for inspection 7 days after the operation.

No serious ill-effects due to vaccination were observed or reported.

Practical instructions in vaccination were given to 222 medical and 82 private students and 11 lady health visitors.

8,916 pilgrims proceeded to Haj during the year. Of these 2,444 pilgrims were vaccinated at the office of the Haj Committee by the municipal staff and were given certificates of vaccination in the international form.

Mass vaccinations were carried out at the ferry-wharf and a large number of persons arriving into the city from the west coast was immunised.

The implementation of the recommendations of Messrs. Ibcn Ltd. is being gradually effected.

R. D. KELKAR,
Acting Superintendent of Vaccination.

TABLE I
POPULATION

Ward	Section.	POPULATION.					
		By the Census 1951.			By the Census 1941.		
		Males.	Females.	Total.	Males.	Females.	Total.
A	Upper Colaba ...	9,008	4,720	13,728	7,210	1,091	8,301
	Middle and Lower Colaba ...	24,577	14,583	39,160	21,513	12,007	33,520
	Fort, South ...	11,908	4,932	16,840	9,656	3,738	13,394
	Fort, North ...	24,797	11,831	36,628	18,367	10,189	28,556
	Esplanade ...	27,545	14,241	41,786	11,938	6,530	18,468
		97,835	50,307	1,48,142	68,684	33,555	1,02,239
B	Mandvi ...	23,923	12,484	36,407	25,411	13,503	38,914
	Chakla ...	18,373	11,054	29,427	13,986	8,068	22,054
	Umerkhadi ...	49,443	31,029	80,472	32,567	19,715	52,282
	Dongri ...	19,381	13,165	32,546	12,680	9,082	21,762
		1,11,120	67,732	1,78,852	84,644	50,368	1,35,012
C	Khara Talao ...	19,755	12,405	32,160	22,998	14,071	37,069
	Kumbharwada ...	29,244	15,455	44,699	18,957	10,898	29,855
	Bhuleshwar ...	37,542	21,479	59,021	19,033	8,634	27,667
	Market ...	37,662	17,346	55,008	22,923	11,461	34,384
	Dhobi Talao ...	44,134	25,563	69,697	29,147	17,843	46,990
	Fanaswadi ...	35,292	21,693	56,985	21,575	14,362	35,937
		2,03,629	1,13,941	3,17,570	1,34,633	77,269	2,11,902
D	Khetwadi ...	42,367	27,704	70,071	31,229	21,455	52,684
	Tardeo ...	31,982	19,456	51,438	21,216	13,996	35,212
E	Girgaum ...	42,448	27,445	69,893	32,485	21,470	53,955
	Chowpati ...	20,738	12,932	33,670	13,670	9,082	22,752
	Walkeshwar ...	23,720	15,637	39,357	15,354	9,797	25,151
	Mahalakshmi ...	37,649	23,545	61,194	32,254	22,368	54,622
		1,66,922	1,07,263	2,74,185	1,24,992	84,172	2,09,164
F	Mazagaon ...	36,497	17,826	54,323	28,575	15,762	44,337
	Tarwadi ...	38,996	20,029	59,025	24,210	14,659	38,869
	1st Nagpada ...	12,336	8,306	20,642	6,350	4,740	11,090
	2nd Nagpada ...	24,675	14,713	39,388	19,635	11,055	30,690
	Kamathipura ...	35,401	21,969	57,370	26,346	16,063	42,409
	Byculla ...	96,970	48,924	1,45,894	62,908	33,570	96,478
		2,76,857	1,51,223	4,28,080	1,89,240	1,09,845	2,99,085
G	Parel ...	71,981	39,296	1,11,277	43,836	27,590	71,426
	Sewri ...	42,585	20,502	63,087	20,625	11,239	31,864
	Naigaum ...	66,224	39,837	1,06,061	32,448	19,717	52,165
	Matunga ...	31,390	21,839	53,229	25,562	18,195	43,757
	Sion ...	44,857	32,342	77,199	13,169	8,871	22,040
		2,57,037	1,53,816	4,10,853	1,35,640	85,612	2,21,252
H	Dadar ...	85,270	55,096	1,40,366	30,727	19,885	50,612
	Mahim ...	36,021	28,063	64,084	25,566	19,139	44,705
	Parbhadevi ...	52,214	29,367	81,581	37,023	21,775	58,798
	Worli ...	61,663	36,717	98,380	35,777	20,887	56,664
	Chinchpokli ...	1,00,897	48,404	149,301	38,528	21,229	59,757
	Love Grove ...	6,809	3,704	10,513	3,386	1,313	4,699
		3,42,874	2,01,351	5,44,225	1,71,007	1,04,228	2,75,235
	Harbour, Docks, Railways and Unknown ...	23,310	3,803	27,113	33,613	2,381	35,994
	Total ...	14,79,584	8,49,436	23,29,020	9,42,453	5,47,430	14,89,883

TABLE 2
AREA, DENSITY OF POPULATION, BIRTHS, ETC., 1953.

1 Ward.	2 Sections.	3 Area in acres.	4 Average population per acre calculated on the census population of 1951.	5 Number of births registered.			6 No. of births per 1,000 of population.	7 Mean ratio of births per 1,000 of population during the preceding 5 years.	8 Deaths under 1 year per 1,000 births.
				Males.	Females.	Total.			
A	Upper Colaba	605.77	22.7	222	214	436	31.8	33.5	11.5
	Middle and Lower Colaba	790.88	49.5	620	569	1,189	30.4	27.9	143.0
	Fort, Southern	454.26	37.1	72	62	134	8.0	22.3	59.7
	Fort, Northern	89.70	121.0	574	532	1,106	30.2	33.9	129.3
	Esplanade	648.41	64.4	555	513	1,068	25.6	35.8	97.4
		2,589.02	57.2						
B	Mandvi	171.60	212.1	468	430	898	24.7	30.7	135.9
	Chakla	45.16	651.6	367	360	727	24.7	36.4	115.5
	Umarkhadi	94.95	847.5	1,024	965	1,989	24.7	32.7	88.5
	Dongri	296.50	109.8	588	558	1,146	35.2	44.2	157.1
		608.21	294.1						
C	Khara Talao	57.36	560.7	477	443	920	28.6	27.1	152.2
	Kumbharwada	42.05	863.0	605	584	1,189	26.6	35.6	136.2
	Bhuleshwar	43.22	565.6	833	757	1,590	26.9	41.0	121.3
	Market	81.75	672.9	592	614	1,205	21.9	30.5	103.6
	Dhobi Talao	114.63	608.0	940	858	1,798	25.8	32.1	113.5
	Fanaswadi	102.39	556.5	804	676	1,480	26.0	33.7	100.0
		441.40	719.5						
D	Khetwadi	153.71	455.9	995	928	1,923	27.4	33.3	109.2
E	Tardeo	146.92	350.1	729	690	1,419	27.6	33.2	154.3
D	Girgaum	114.42	610.8	927	868	1,795	25.7	30.4	108.1
	Chowpati	106.52	316.1	409	407	816	24.2	38.5	66.2
	Walkeshwar	584.20	67.4	475	463	938	23.8	31.5	99.1
	Mahalakshmi	680.02	89.9	1,062	1,042	2,104	34.4	35.8	122.6
			1,638.87	167.3					
E	Mazagaon	544.41	99.8	822	846	1,668	30.7	35.4	172.1
	Tarwadi	359.90	164.0	754	686	1,440	24.4	29.2	171.5
	1st Nagpada	96.20	214.6	286	245	531	25.7	37.1	122.4
	2nd Nagpada	86.53	455.2	710	564	1,274	32.3	38.0	212.7
	Kamathipura	60.32	951.0	768	698	1,466	25.6	26.8	292.0
	Byculla	536.27	272.1	2,066	2,001	4,067	27.9	31.2	169.9
		1,830.55	233.9						
H. F.	Parel	560.59	198.5	1,756	1,600	3,356	30.2	41.0	146.3
	Sewri	1,129.59	55.9	904	859	1,763	27.9	31.6	207.6
	Naigaum	425.08	249.5	1,439	1,234	2,673	25.2	33.1	130.9
	Matunga	388.46	137.0	734	736	1,470	27.6	36.4	76.2
	Sion	2,727.89	28.3	1,454	1,339	2,793	36.2	47.7	162.2
		5,231.61	78.5						
G	Dadar	1,450.38	96.8	1,896	1,760	3,656	26.0	36.2	144.4
	Mahim	370.74	172.9	1,251	1,221	2,472	38.6	46.2	112.4
	Parbhadevi	489.46	166.7	1,422	1,266	2,688	32.9	39.6	176.3
	Worli	915.11	107.5	1,633	1,516	3,149	32.0	35.9	156.6
	Chinchpokli	477.31	312.8	1,183	1,126	2,309	15.5	22.2	197.1
	Love Grove	708.76	14.8	34	46	80	7.6	21.0	237.5
		4,411.76	123.4						
	Harbour, Docks, Railways and Unknown...
	Total	16,751.42	139.0	32,450	30,276	62,726	26.9	33.4	143.5

TABLE 3

METEOROLOGICAL DATA (GOVERNMENT OBSERVATORY, COLABA), LATITUDE 18°-53'-36" NORTH LONGITUDE 72°-48'-56" EAST.

Months.	WIND.		TEMPERATURE. (°F)						MEAN BAROMETRIC PRESSURE (in inches)		MEAN RELATIVE HUMIDITY.			RAINFALL.						
	Direction.	Mean velocity in miles per hour at 0830 hours.	Mean maximum temperature.	Departure from normal.	Highest in month.	Mean minimum temperature.	Departure from normal.	Lowest in month.	hrs. 0830	hrs. 1730	hrs. 0830	hrs. 1730	Normal rel. humidity %	Total rainfall in the month (inches)	Departure from normal.	Highest fall in one day.		Minimum fall in one day.		Number of rainy days.
											%	%				Inches.	Date.	Inches.	Date.	
1953.																				
January	...	5.9	84.2	+1.6	89.7	66.1	-0.3	61.2	29.974	29.887	66	64	68	0.0	-0.14
February	...	4.8	87.8	+5.0	95.3	69.8	+1.4	63.6	29.961	29.872	71	63	68	0.00	-0.08
March	...	5.3	90.8	+5.1	95.3	75.2	+2.0	71.6	29.873	29.779	70	60	72	t	-0.05
April	...	5.7	91.2	+2.6	97.1	78.0	+0.5	74.1	29.853	29.743	71	66	74	0.17	+0.14	0.11	5th	0.02	6th	3
May	...	6.2	92.1	+1.3	93.7	80.4	-0.3	77.6	29.828	29.751	69	66	74	0.00	-0.65
June	...	8.9	89.3	+1.3	94.7	78.8	-0.9	74.4	29.668	29.601	81	76	81	32.59	+13.53	6.84	19th	0.01	30th	18
July	...	7.9	85.2	+0.6	89.1	76.8	-0.9	73.6	29.661	29.612	89	85	85	39.99	+15.72	6.15	14th	0.01	21st and 25th	30
August	...	10.3	84.8	+0.6	87.0	76.7	-0.4	74.8	29.706	29.660	88	84	84	12.99	-0.40	2.70	1st	0.01	17th and 31st	30
September	...	4.8	86.8	+2.1	89.2	76.5	-0.2	74.3	29.804	29.732	85	78	83	4.59	-5.80	2.42	4th	0.01	15th	17
October	...	3.9	91.2	+3.4	95.3	77.0	+0.3	72.7	29.850	29.761	77	74	78	3.24	+0.70	1.50	6th	0.02	7th	5
November	...	3.9	90.8	+3.6	94.1	72.3	-1.2	68.7	29.952	29.866	67	64	70	0.00	-0.53
December	...	4.4	89.3	+4.6	93.8	68.6	-1.4	62.6	29.993	29.895	71	65	68	0.00	-0.08

Note: 't' denotes rainfall less than 1 cent.

TABLE 4T

ROADS AND FOOT-PATHS ATTENDED TO.

	Roads.	Foot-paths.
Miles	272.181	283.54
Square yards	52,40,148	20,28,670

TABLE 5

ROAD-SCRAPING, SWEEPING, WASHING AND GULLY FLUSHING.

Area of roads scraped (in square yards).	Road scrapings removed (in tons).	Area of roads and foot paths in square yards.		Area of gullies in square yards flushed.
		Swept.	Washed.	
44, 29, 846	18, 353	276, 55, 41, 981	48, 87, 865	16, 34, 676

TABLE 6

Refuse collection and removal work.

Population as per census of 1951.	Area in acres.	Tonnage of refuse collected and removed.			Total.
		House-hold.	Trade.	Market.	
23,29,020	16,751.42	6,09,105	1,75,657	7,059	7,91,821

TABLE 7

Disposal of refuse.

BY RAIL.			BY RECLAMATION.			BY BURNING.		BY MANURE PITS.
House-hold.	Market.	Trade.	House-hold.	Market.	Trade.	Trade.	Trade.	
3,80,714	7,059	26,929	2,28,391		1,48,728	272	5,979	
House-hold.	Market.	Total Trade.	Grand Total.					
6,09,105	7,059	1,81,908	7,98,072 (tons.)					

TABLE 8

Temporary refuse collection places.

Street bins.	Dust bin carts on stands.	Refuse sheds.	Refuse yards.	Waste paper bins.	Sputum bins.
3	23	63	2	291	23

TABLE 9

Halalkhore work.

Halalkhores and vacant ground cleaners employed.	No. of Cesspool cart drivers.	Privy seats.	Cess-pools.	Septic tanks.	Soakage pits.	Quantity of excrementitious matter removed from:	
						Privies (Baskets).	Cesspools (Gallons).
837	41	2,339	608	76	18	21,59,733	57,14,194

TABLE 10

BASKET PRIVIES IN THE CITY.

Ward.	Basket Privies.	
	Blocks.	Seats.
D	1	2
E (East)	2	6
F	396	1,354
G (South).	16	62
G (Central).	68	185
G (North)	194	730
Total	677	2,339

TABLE 11

Public sanitary conveniences.

	Latrines	Urinals	Bathing places	Combined latrines and urinals	Combined latrines, urinals and bathing places	Basket privies.	Total.
No. of structures	38	79	1	63	19	8	208
No. of seats	215	110	..	272	73	..	570
No. of stalls	..	212	..	214	61	..	487
No. of bathing cubicles	23	2	43	..	68
No. of privy seats	74	74

TABLE 12

Rat destruction work.

Baits prepared of bajri flour and barium carbonate.	Traps laid	Cyanogas pumps.	Rats killed.	Rats caught alive	Total	Rats examined	Rats found infected.
26,34,670	4,29,830	53	2,490	10,25,358	10,27,848	2,509	

TABLE 13

Destruction of dogs.

1. Death of licensed dogs	910
2. Dogs sent out of Bombay	691
3. Untraceable dogs due to change of ownership or place vacated	369
4. Lost by owners and could not be traced	250
5. Dogs offered for destruction	91
6. Dogs sent to Panjrapole	132
Total	2,443

TABLE 14

Dog licensing work.

1. No. of notices served	2,004
2. No. of licenses issued	8,065
3. No. of dogs caught	12,727
4. No. of dogs released by the owners	1,112
5. No. of dogs sold	923
6. No. of dogs destroyed	10,489
7. No. of dogs dead or escaped	4
8. No. of dogs sent to hospitals for experiments	135
9. No. of dogs detained in the kennel chamber	123

TABLE 15

Dog licensing work—Income.

	Rs.	a.	p.
1. Tax on dogs	40,295	0	0
2. Cost of number tickets replaced	151	0	0
3. Sale of dogs	1,587	0	0
4. Feeding charges	1,147	0	0
5. Miscellaneous	327	8	0
6. Immunization of dogs	136	0	0
Total	43,643	8	0

TABLE 16

THE WORK DONE BY AMBULANCES AND HEARSES

1. No. of christian pauper dead bodies removed	323
2. No. of non-christian dead bodies removed	389
3. No. of patients removed to Infectious Diseases Hospital	14,003
4. No. of dead bodies removed on payment	3,806
5. Amount recovered by services rendered	Rs. 25,573 4 0

TABLE 17

PREVENTION OF NUISANCES.

PROSECUTIONS

Under Section 372(e) of the B. M. C. Act				Under Section 115 of the B. P. Act			No. of chokes removed from gully traps
No.	No. with drawn	No. acquitted	Total fines recovered	No.	No. acquitted	Total fines recovered	
3,046	168	3	9,587	8,168	4	13,714	1,03,737

TABLE 18

WORK DONE BY VETERINARY SECTION.

	Bullock Hospital.	Infectious Diseases Hospital.
1. Cases treated	155	2
2. Cases discharged	105	2
3. Animals died	22	
4. Total charges recovered		Rs. 40-0-0

TABLE 19

INCOME.

	Rs.	a.	p.
1. Special halalkhore service	6,255	12	0
2. Rendering conservancy services	29,461	3	0
3. Salvage operations	1,331	4	0
4. Sale of Health Department Rights	2,490	0	0
5. Removal of carcasses	5,934	0	0
6. Skinning contract	12,239	8	0
Total	56,411	11	0

TABLE 20

CO-OPERATIVE CREDIT SOCIETIES FOR THE CONSERVANCY LABOUR STAFF.

Serial No.	Name of the Society.	No. of members	Shares Capital subscribed.		Amount of Loan granted.		Amount of Loan recovered.		Amount of Reserve Fund.		Class.
			Rs.	a. p.	Rs.	a. p.	Rs.	a. p.	Rs.	a. p.	
1	A Ward Marathi Bigaris Co-operative Credit Society, Ltd.	541	96,227	9 0	1,83,404	12 0	1,74,151	4 0	15,913	5 9	A
2	A Ward Gujarati Scavenging and Halalkhore Co-operative Credit Society, Ltd.	237	96,227	9 0	73,310	2 0	70,238	4 0	5,835	12 8	A
3	B Ward Conservancy employees' Co-operative Credit Society Ltd.	823	1,47,024	0 0	2,03,183	1 0	1,59,144	2 0	18,570	1 0	A
4	C Ward Gujarathi Scavenging and Halalkhore Co-operative Credit Society, Ltd.	322	65,565	11 0	1,11,886	15 0	83,447	7 0	6,951	9 1	B
5	C Ward Marathi Bigaris Co-operative Credit Society, Ltd.	571	1,37,600	13 0	2,40,359	3 0	1,86,957	0 0	11,458	2 9	A
6	D Ward Marathi Bigaris Co-operative Credit Society, Ltd.	455	74,285	10 0	1,73,856	0 0	1,65,278	0 0	10,593	2 0	A
7	D Ward Scavenging and Halalkhore Co-operative Credit Society, Ltd.	439	90,634	15 0	1,11,235	0 0	1,21,003	1 0	9,317	0 0	B
8	E East Conservancy Labour Employees' Co-operative Credit Society, Ltd.	797	1,63,226	0 0	2,86,230	0 0	2,27,723	0 0	10,186	1 5	B
9	E West do.	471	69,915	0 0	1,55,261	0 0	1,33,795	0 0	7,409	0 0	A
10	F Ward do.	883	1,98,002	0 0	3,85,610	0 0	3,23,196	3 0	17,130	0 0	A
11	G Ward South do.	727	1,47,998	2 0	2,74,025	5 0	2,35,116	0 0	13,520	0 0	B
12	G Ward North do.	674	1,33,565	2 0	3,29,891	0 0	3,22,604	0 0	11,699	12 0	A

TABLE 21

SANITARY INSPECTIONS AND IMPROVEMENTS SECURED.

	No. of Inspections, etc., by	
	Medical Inspectors	Medical Assistants.
A—Nature of inspection or premises visited—		
1. Dwelling houses	8,388	36,646
2. Milch cattle stables	299	1,822
3. Other stables	256	1,485
4. Dairies and milkshops	3,944	6,257
5. Eating houses	8,875	20,743
6. Other premises where food is sold	8,157	10,620
7. Aerated water works	195	506
8. Other workshops and factories	6,386	13,347
9. Accumulations of refuse	785	2,548
10. Building works	89	117
11. Drains and fittings	3,259	16,437
12. Other inspections and inquiries	9,804	42,019
13. Markets	127	378
Total no. of inspections	50,564	† 1,52,925
		† This figure includes 7443 inspections made by the MOBILE SQUAD.
B—Works, etc., completed—		
1. Dwellings—		
(a) Limewashed	948	3,051
(b) Water supply provided
(c) Overcrowding abated
(d) Insanitary dwellings evacuated	91	434
2. Stables—		
(a) Paved and drained	4	14
(b) Cleaned and refuse removed	227	456
(c) Licence cancelled	...	3
3. Eating houses, dairies, etc.—		
(a) Regulations enforced	1,455	4,164
(b) Licences cancelled	...	23
4. Factories and workshops—		
Limewashing, etc., carried out	34	104
5. Drains, etc., repaired	1,796	6,567
6. Paves abolished
7. New w. ca. provided	6	30
8. Accumulation of refuse removed	424	1,851
9. Other works completed	1,769	4,452
Total sanitary works completed	6,460	21,149

TABLE 22

WORK DONE BY THE MILK INSPECTORIAL STAFF.

No. of hawkers importing milk by trains inspected	2,005
Do. found without licence	249
Do. detected carrying milk in open cans without covers	494
Do. found with grass rings in milk-vessels	616
Total number of persons hawking milk, and prosecuted:	
(a) for sale in streets	393
(b) for selling milk in the shops without licence	125
(c) for breach of licence conditions	56

TABLE 23

DESTRUCTION OF UNWHOLESOME FOOD.

Fruits (Fresh)	1,01,038 Nos.	Patent Food	240 Tins.
Fruits (Dry)	1,578 Lbs.	Pickles	185 Lbs.
Preserved fruits	237 Tins.	Garlic	21 Lbs.
Potatoes	6,798 Lbs.	Other Prepared Food	16,877 1/2 "
Onions	5,095 "	Jam	265 Tins.
Vegetables	12,741 "	Fresh Milk	677 1/2 Scares
Chillies	96 "	Mawa	506 Lbs.
Grains	10 Bags.	Other food	3,250 Lbs.
Goor	349 Blocks.	Curd	450 Lbs.
	422 Lbs.	Bread	32 Doz.
Indian sweetmeats	25,979 Lbs.	Cocoanut	233 Nos.
Sterilised milk	1 Tin.	Cakes	13 Doz.
Condensed milk	46 Tins.	Eggs	4 Doz.
Butter	140 Tins.		
	20 Lbs.	Mutton	20 Lbs.
Ghee	200 Tins.	Milk powder	5 Lbs.
Cheese	210 Lbs.	Grapes	15 Lbs.
Biscuits	1320 Lbs.	Cocoanut Kernel	4 Doz.
Fish (Fresh)	103 1/2 Baskets	Sour Lemon	708 Doz.
Fish (Dry)	57 Lbs.	Sherbat	2 1/2 Gallons.
Fish Flesh (Beaf)	1,095 Lbs.		
Ham	525 Tins.		
Flesh	410 Tins.		

TABLE 24

NOTICES FOR ENFORCING SANITARY PROVISIONS.

Total number of notices issued	26,651
Number complied with	15,780
Number not complied with	7,634
Number pending (disputed or not served)	2,990
Number cancelled	247
Number of notices issued in 1952	27,697

TABLE 25

COURT CASES

1	2	3	4	5	6
Sections under which prosecutions were instituted.	Number of cases outstanding on 1st January 1953.	Number of cases filed during 1953.	Total of columns 2 and 3.	Number of cases disposed of.	No. of cases pending.
248	6	4	10	9	1
248 (I)	35	15	50	12	38
249	18	14	32	15	17
251	...	2	2	2	...
251B	2	32	34	26	8
257	799	2,772	3,571	2,111	1,460
257, 375, 372	143	326	469	338	131
258	17	39	56	33	23
274	11	28	39	14	25
316	1	2	3	2	1
367, 368	399	302	701	277	424
372	1,624	1,766	3,390	1,346	2,044
373	26	...	26	26	...
375	487	1,217	1,704	1,053	651
375A	221	618	839	628	211
377	48	57	105	64	41
377 (I)	37	55	92	45	47
380	400	319	719	139	580
381	403	912	1,315	746	569
381A	8	83	91	32	59
381 (ii)	65	915	980	795	185
384	101	35	136	28	108
384 (I)	431	304	735	157	578
384A	3	6	9	6	3
390	304	902	1,206	734	472
394	1,384	3,687	5,071	2,680	2,391
412A	393	493	886	455	431
417	...	1	1	1	...
472	52	106	158	61	97
Total	7,418	15,012	22,430	11,835	10,595

Bombay Prevention of Adulteration Act 2,818 7,120 9,938 3,687 6,251

Total amount of fees realised during the year in respect of :—

(1) Sanitary actions	Rs. 84,356	As. 6	P. 0
(2) Cases under B.P.A. Act	1,23,966	0	0
Total	2,08,322	6	0

TABLE 26

BIRTHS BY MONTHS

	MONTHS.												Total.
	Jan.	Feb.	Mar.	April.	May.	June.	July.	Aug.	Sept.	Oct.	Nov.	Dec.	
1952	5,709	4,534	4,113	4,443	4,642	4,776	4,896	5,340	7,076	7,316	6,991	6,289	66,125
1953	5,305	4,015	3,900	4,413	4,645	4,772	4,938	5,513	6,277	6,527	5,901	6,520	62,726

TABLE 27

BIRTHS BY SECTIONS AND MONTHS

Period.													Total.	
	January.	February	March.	April.	May.	June.	July.	August.	September.	October.	November.	December.		
1948-52 (average)...	5,337	4,273	3,998	4,210	4,286	4,463	4,807	5,106	5,790	6,156	6,235	6,361	61,022	436
1949	5,301	4,155	3,971	3,834	3,891	4,155	4,664	4,648	5,281	5,673	6,025	6,483	58,081	
1950	5,070	4,297	4,297	4,265	4,388	4,450	4,768	4,965	5,272	5,673	6,187	6,614	60,597	1,189
1951	5,661	4,548	4,584	4,881	4,975	5,123	5,305	5,719	6,022	6,406	6,497	6,991	65,679	
1952	5,709	4,534	4,113	4,443	4,642	4,776	4,896	5,340	7,076	7,316	6,991	6,289	66,125	1,106
1953	5,305	4,15	3,900	4,413	4,645	4,772	4,938	5,513	6,277	6,527	5,901	6,520	62,726	
Upper Colaba ...	32	21	23	28	40	36	42	37	37	59	42	39	436	1,189
Middle and Lower Colaba.	107	68	84	77	94	105	92	92	110	156	106	98	1,189	
Fort, Southern	23	5	12	12	10	10	9	17	9	8	9	10	134	1,106
Fort, Northern	123	57	58	74	77	92	87	94	127	131	101	85	1,106	
Esplanade	84	47	70	80	85	73	92	76	141	112	110	98	1,068	898
Mandvi	88	58	51	61	63	50	78	72	101	110	86	80	898	
Chakla	75	59	38	53	57	51	46	72	61	74	69	72	727	1,989
Umarkhadi	147	111	109	137	164	162	156	184	177	206	220	216	1,989	
Dongri	108	61	92	68	82	82	81	109	149	106	89	119	1,146	920
Khara Talao	84	59	55	83	68	69	73	89	89	102	74	75	920	
Kumbharwada	98	81	78	70	103	101	83	106	114	137	121	97	1,189	1,590
Bhuleshwar	112	106	111	101	106	123	130	146	187	137	184	147	1,590	
Market	117	72	67	75	101	97	94	93	131	141	107	111	1,206	1,798
Dhobi Talao	130	113	93	133	133	169	133	133	188	218	200	155	1,798	
Fanaswadi	130	78	108	93	135	123	115	111	163	174	140	110	1,480	1,923
Khetwadi	145	114	126	132	158	147	171	164	209	195	204	158	1,923	
Tardeo	110	114	93	110	103	93	99	134	147	147	136	128	1,419	1,795
Cirgaum	157	95	102	130	128	149	114	150	219	218	187	145	1,795	
Chowpati	58	51	35	66	74	59	77	65	96	92	81	62	816	938
Walkeshwar	84	52	47	72	81	57	93	89	93	116	68	86	938	
Mahalaxmi	196	141	125	126	188	156	138	175	226	213	217	203	2,104	1,668
Mazgaon	144	126	108	110	113	103	138	148	158	153	173	194	1,668	
Tarwadi	125	78	111	92	118	101	111	118	136	168	145	137	1,440	531
First Nagpada	43	31	39	32	53	54	43	65	50	53	40	28	531	
Second Nagpada	111	79	92	88	81	106	103	96	146	137	124	111	1,274	1,466
Kamathipura	112	83	74	114	126	122	86	122	150	169	158	150	1,466	
Byculla	299	287	286	306	292	309	332	340	414	389	408	405	4,067	3,356
Parel	296	268	218	215	260	254	315	270	316	342	292	310	3,356	
Sewri	172	116	129	134	87	122	165	163	188	158	152	177	1,763	2,673
Naigaum	206	217	174	184	185	196	236	244	281	254	241	255	2,673	
Matunga	90	110	86	103	125	116	126	136	156	152	116	154	1,470	2,793
Sion	227	208	174	188	191	202	212	264	284	265	270	308	2,793	
Dadar	361	154	157	273	280	281	319	324	302	406	279	520	3,656	2,472
Mahim	212	215	230	199	153	192	158	195	203	289	197	229	2,472	
Parbhadevi	211	182	97	207	182	183	211	260	230	340	250	335	2,688	3,149
Worli	286	139	222	210	197	236	187	361	286	228	275	522	3,149	
Chinchpokli	200	155	123	171	145	182	176	196	196	166	220	379	2,309	80
Love Grove	2	3	3	6	7	4	17	3	7	6	10	12	80	
Harbour, Docks, etc.
Total ...	5,305	4,015	3,900	4,413	4,645	4,772	4,938	5,513	6,277	6,527	5,901	6,520	62,726	...

TABLE 28
BIRTHS BY MONTHS (1948-1953)

TABLE 29
 PERCENTAGE OF THE TOTAL MORTALITY BY AGE-PERIODS

Age Period.	1951		1952		1953			Percentage of total mortality
	Deaths.	Percentage of total mortality.	Deaths.	Percentage of total mortality.	Male. (a)	Female. (b)	Persons (a)+(b)	
Under 1 year	9,746	28.8	9,335	27.2	4,795	4,205	9,000	26.5
1 to 5 years	5,646	16.7	6,043	17.6	2,820	3,106	5,926	17.5
5 to 10 years	1,221	3.6	1,094	3.2	543	584	1,127	3.3
10 to 15 years	533	1.6	553	1.6	273	219	492	1.5
15 to 20 years	824	2.4	817	2.4	325	338	663	2.0
20 to 30 years	3,098	8.9	3,872	8.4	1,434	1,219	2,653	7.8
30 to 40 years	2,602	7.7	2,515	7.3	1,503	913	2,416	7.1
40 to 50 years	2,417	7.1	2,578	7.5	1,793	734	2,527	7.4
50 to 60 years	2,618	7.7	2,892	8.4	2,170	896	3,066	9.0
60 years and above	5,226	15.5	5,638	16.4	3,384	2,673	6,057	17.9
Total	33,841	100.0	34,337	100.0	19,040	14,887	33,927	100.0

TABLE 30
DEATHS BY AGES AND MONTHS.

	January.	February.	March.	April.	May.	June.	July.	August.	September.	October.	November.	December.	Total.	Average of five years 1948-52.
Within 24 Hours ...	81	59	59	64	83	83	106	141	123	103	93	68	1,063	967
to 7 days ...	124	104	110	109	92	91	129	173	137	138	132	119	1,458	1,646
to 4 weeks ...	136	97	87	79	97	100	145	183	194	155	139	122	1,534	1,760
1 weeks to 3 months ...	137	89	77	80	84	78	95	118	109	102	97	91	1,157	1,266
3 months to 6 months ...	86	111	147	110	112	88	85	113	96	100	68	84	1,200	1,257
6 months to 12 months ...	155	131	214	233	247	245	305	280	212	211	165	190	2,588	2,595
1 to 2 years ...	170	183	205	201	215	215	259	328	260	255	235	265	2,791	2,958
2 to 5 years ...	239	203	244	253	217	240	266	322	318	265	261	307	3,135	3,236
5 to 10 years ...	99	89	104	95	101	93	96	88	86	89	98	89	1,127	1,320
10 to 15 years ...	33	44	43	53	50	39	34	50	37	43	28	38	492	668
15 to 20 years ...	48	48	64	51	57	58	50	61	50	66	58	52	663	985
20 to 30 years ...	222	213	220	231	249	215	224	230	232	238	193	186	2,653	3,386
30 to 40 years ...	196	191	182	190	191	197	210	212	228	222	206	191	2,416	2,886
40 to 50 years ...	214	172	177	199	223	182	207	237	227	240	210	239	2,527	2,605
50 to 60 years ...	239	238	219	229	277	224	248	269	273	312	275	263	3,066	2,779
60 and over ...	537	470	487	489	491	434	502	567	533	515	513	519	6,057	5,719
Ages Unspecified ...														
All Ages ...	2,716	2,442	2,639	2,666	2,786	2,582	2,961	3,372	3,115	3,054	2,771	2,823	33,927	
Average of five years 1948-52	3,065	2,767	3,161	3,142	3,157	2,844	3,113	3,182	3,049	2,982	2,768	2,803		36,033

TABLE 31 (contd.)
DEATHS BY AGES, CAUSES AND SEXES

No. in Short List.	Corresponding No. in detailed List.	Causes of deaths.	10 to 15 years.		15 to 20 years.		20 to 30 years.		30 to 40 years.		40 to 50 years.		50 to 60 years.		60 and Over.		Age Unspecified.		Total.		Persons	No. in Short List.
			Male.	Female.	Male.	Female.	Male.	Female.	Male.	Female.	Male.	Female.	Male.	Female.	Male.	Female.	Male.	Female.	Males	Females		
1	1-2	Typhoid and Para Typhoid Fever	12	6	23	15	98	29	38	16	24	5	8	4	3	6			227	96	323	1
2	6	Cerebro-Spinal Fever	2		1									1	1			6	1	7	2	
3	8	Scarlet Fever																1		1	3	
4	9	Whooping Cough																3	5	8	4	
5	10	Diphtheria					1								1			59	53	112	5	
6	13	Tuberculosis of Respiratory System	6	10	25	26	187	145	284	92	276	59	279	55	196	39		1,299	435	1,734	6	
7	14-22	Other forms of Tuberculosis	7	9	8	9	26	47	28	28	17	10	7	4	11	5		351	342	693	7	
8	30	Syphilitic disease					7	1	7						2	1		34	16	50	8	
9	33	Influenza			1					1					1	3		2	6	8	9	
10	35	Measles					1	1										40	48	88	10	
11	36	Acute Poliomyelitis and Polioencephalitis	1						1									10	7	17	11	
12	37	Acute infections encephalitis								1								2		2	12	
13M	45-46A	Cancer of buccal cavity and Oesophagus (Males)							2				13		20			49		49	13	
13F	48	Cancer of Uterus							1		2	8		13		11			44	44	13	
14	46B	Cancer of Stomach and duodenum					1		1	3	3	6		5	9	8	19		38	22	60	
15	50	Cancer of breast							1		1	4		6		12			35	35	15	
16	45-46A females																					
16	46-C.h. 47,49,51,55	Cancer of all other Sites	2	4	1	2	15	5	21	17	48	22	61	29	82	45		234	127	361	16	
17	61	Diabetes		1				1		2	7	6	11	5	19	20		39	36	75	17	
18	83	Intra cranial Vascular Lesions	3	1	4	5	27	8	24	8	52	13	56	34	99	87		281	163	444	18	
19	90-95	Heart disease	4	3	8	5	47	14	90	18	153	26	206	35	213	74		731	184	915	19	
20	96-103	Other diseases of Circulatory system	2		3	1	13	8	13	6	13	10	32	6	36	27		117	64	181	20	
21	106	Bronchitis		1	2	2	2	2	6	6	12	5	12	5	28	12		79	51	130	21	
22	107-109	Pneumonia	42	49	41	43	152	114	131	65	134	47	132	50	145	88		3,446	3,287	6,733	22	
23	104,105,110,114	Other Respiratory Diseases	4	5	10	3	21	17	54	22	84	29	237	91	161	102		606	299	905	23	
24	117	Ulceration of the Stomach or duodenum					3		9		4		3		1	3		24	2	26	24	
25	119-120	Diarrhoea	7	3	2	2	31	28	25	15	29	14	46	13	50	30		712	576	1,288	25	
26	121	Appendicitis			1		2	1		7	1	1	1	1	2			8	2	10	26	
27	115,116,118,122-129	Other digestive diseases	6	5	11	10	69	37	64	24	79	21	62	17	48	18		443	218	661	27	
28	130-132	Nephritis	4	1	3	2	8	7	5	5	13	3	28	11	56	32		133	75	208	28	
29	140-147	Puerperal and Post Abortive Sepsis						14											14		14	29
30	141-146,148-150	Other Maternal Causes				4		39		20		5							68		68	30
31	159	Premature birth																863	648	1,511	31	
32	157,158,160,161	Congenital Malformation, injury at birth																1,611	1,396	3,007	32	
33	163-164	Suicide			1	2	5		3	1	2		2					13	3	16	33	
34	170-171	Road Traffic Accident	6	2	6		12	1	8	5	9		2	9	2	5		66	23	89	34	
35	165-169,172-198	Other Violent causes	65	14	59	51	248	100	358	51	93	27	71	29	63	49		841	386	1,227	35	
		(A) Small-pox	6	3	9	5	34	23	9	2		4		1				106	83	189	A	
		(B) Plague																				B
		(C) Kala-Azar					2		1									2		1		C
		(D) Malaria	1	1	1	1	2	1	1		2		2		2			14	3	17	D	
		(E) Ague and Remittent Fever							1									2		1		E
		(F) Relapsing Fever																				F
		(G) Fever not defined	4	2	5	5	8	11	6	5	9	4	9	7	11	13		125	111	236	G	
		(H) Cholera					4	2	2	1	4			2		1		11	10	22	H	
		(J) Dysentery	2		1	3	10	5	16	3	15	8	20	4	25	4		136	100	236	I	
		(K) Leprosy			1		5	2	16	3	13	1	8	4	4			47	6	53	J	
		(L) Senility & old age									4	2	250	161	1,510	1,590		1,764	1,753	3,517	K	
		(M) All other causes	87	99	99	141	393	581	477	482	674	387	588	298	574	381		4,465	4,086	8,551	L	
		Males	273		325		1,434		1,503		17,93		2,170		3,384			19,040				
		Females		219		338		1,219		913		734		896		2,673			14,887			
		Total	492	663	2,653	2,416	2,527	3,066	6,057												33,927	
		Percentage.	1.5	2.0	7.8	7.1	7.4	9.0	17.9												100.0	

TABLE 32

DEATHS AND DEATH RATES FROM EPIDEMIC AND PRINCIPAL CAUSES.

Causes of Death.	Average of years (1943-52)		1952		1953	
	Deaths.	Death-rate.	Deaths.	Death-rate.	Deaths.	Death-rate.
<i>Principal Epidemic Diseases</i>						
Small-pox	441	0.3	120	0.0	189	0.1
Measles	239	0.1	63	0.0	88	0.0
Plague	4	0.0	2	0.0	...	0.0
Enteric Fever	610	0.4	428	0.2	323	0.1
Malarial Fever	99	0.1	42	0.0	17	0.0
Ague and Remittent Fever	549	0.3	18	0.0	3	0.0
Influenza	17	0.0	2	0.0	8	0.0
Cholera	13	0.0	6	0.0	22	0.0
Dysentery	333	0.2	228	0.1	236	0.1
Diphtheria	87	0.0	101	0.0	112	0.0
<i>Other Principal Diseases</i>						
Tuberculosis	2,193	1.3	2,595	1.1	2,427	1.0
Cerebro-Spinal Fever	35	0.0	9	0.0	7	0.0
Diseases of the Nervous System	1,074	0.6	935	0.4	988	0.4
Diseases of the Respiratory System	10,959	6.6	8,034	3.5	7,768	3.3
Diarrhoea and Enteritis	1,176	0.7	1,117	0.5	1,288	0.5
Puerperal State	127	0.0	88	0.0	82	0.0
Congenital Debility and Diseases of early Infancy.	4,982	3.0	5,050	2.2	4,518	1.9
Old Age	3,321	2.0	2,996	1.3	3,517	1.5
Leprosy	69	0.0	66	0.0	53	0.0
Violence	1,428	0.9	1,456	0.6	1,332	0.6
Other Causes	9,775	6.1	10,981	4.9	10,949	5.1
Total	37,531	22.6	34,337	14.8	33,927	14.6

TABLE 33

CERTIFICATION OF CAUSES OF DEATHS

Year.	Total deaths.	Verified by District Registrars.	Number of Certificates of the Causes of Deaths received from						Total	Percentage of Total Certificates received to the Total Mortality.
			Medical Officers of Hospitals.	Private Medical Practitioners.	Hakims and Vaidyas.	Commissioner of Police.	Coroner of Bombay.			
1948	37,765	22,565	7,679	5,112	33	520	1,846	15,200	40.2	
1949	39,935	22,585	9,057	5,962	94	525	1,712	17,350	43.4	
1950	34,285	17,903	9,500	4,711	102	365	1,704	16,382	47.8	
1951	33,841	17,318	9,946	4,135	119	432	1,891	16,523	48.8	
1952	34,337	17,505	9,009	4,964	93	420	2,346	16,832	39.0	
1953	33,927	19,611	8,476	3,414	36	324	2,066	14,316	42.2	

TABLE 35

DEATHS BY MONTHS

Period.	MONTHS.												Total.
	Jan.	Feb.	Mar.	April.	May.	June.	July.	Aug.	Sept.	Oct.	Nov.	Dec.	
1952	2,778	2,425	2,937	2,956	3,238	2,717	2,963	3,210	3,124	2,926	2,557	2,506	34,337
1953	2,716	2,442	2,639	2,666	2,786	2,582	2,961	3,372	3,115	3,054	2,771	2,823	33,927

TABLE 34
DEATHS BY CAUSES

Classification No.		SPECIFIC CAUSES OF DEATH	Jan.	Feb.	March	April	May	June	July	August	Sep.	Oct.	Nov.	Dec.	Total
Short List.	Detailed List.														
I.—Infective and Parasitic Diseases.															
(1-26) Diseases due to bacteria—															
1	1	Typhoid Fever	10	16	12	22	31	21	39	35	44	40	28	24	322
B	2	Para-typhoid Fever	1												1
H	3	Plague													
36	4	Cholera						1	2	5	3	8	5		22
36	5	Undulant Fever													
2	6	Cerebro-spinal Meningitis		1		1	1								7
36	7	Malignant Prostate and Anthrax													
3	8	Scarlet Fever	1												1
4	9	Whooping Cough				1		1		2			1		8
5	10	Diphtheria	6	3	8	12	7	7	6	8	13	12	12	18	112
36	11	Erysipelae													
36	12	Tetanus	22	23	20	22	21	20	20	26	16	18	13	15	236
(13-22) Tuberculosis (all forms)—															
6	13	Tuberculosis of the Respiratory System	135	136	110	147	154	115	121	161	145	197	154	159	1,734
	14	Tuberculosis of the Meninges and Central Nervous System	45	36	27	37	31	47	50	38	94	32	52	61	510
	15	Tuberculosis of the Intestines and Peritonium	22	7	19	14	9	12	5	6	11	8	8	10	131
	16	Tuberculosis of the Vertebral Column	1	2	1	1		1	1	1	2	1			11
	17	Tuberculosis of other bones and joints	1							2	1				7
7	18	Tuberculosis of the Skin and Subcutaneous Cellular Tissue				1									1
	19	Tuberculosis of the Lymphatic System											1		3
	20	Tuberculosis of the Genito Urinary System													1
	21	Tuberculosis of other organs			1	1	1								6
	22	Disseminated Tuberculosis	2	3	1	1	3	2	3	6		1	1		23
K	23	Leprosy	6	4	4	4	4	2	4	3	5	7	1	7	53
36	24	Purulent Infection and Septicaemia	2	3	5	6	6	10	5	2	7	10	4	4	64
36	25	Gonococcal Infection													
36	26	Other Bacterial Diseases (Dysentery excepted)													
(a) Glanders															
(b) Tularemia:															
(c) Other diseases included under 26															
J	27	Dysentery	12	10	14	17	21	15	32	25	25	14	17	14	236
D	28(a)	Malaria	1		1	1	1	2				2	3	2	17
E	28(b)	Remittent Fever											1	1	3
C	29(a)	Kala Azar													3
36	29(b)	Other diseases due to parasitic Protozoa except Spirochaetes													
8	30	Syphilis													
(a) Locomotor Ataxia (Tabis dorsatis)															
(b) General Paralysis of the Insane															
(c) Aneurysm of Aorta															
(D) Other forms of Syphilis															
(a) Congenital Syphilis															
(b, c, d.) Other or Unspecified Syphilis															
F	31	Relapsing Fever													
36	32	Other Diseases due to Spiro Chaetes													
9	33	Influenza													
(a) With respiratory complications															
(b) Without respiratory complications															
A	34	Small-pox	13	15	37	28	25	28	16	4	4	5	5	12	189
10	35	Measles		6	10	10	7	6	7	3	3	5	7	24	88
11	36: 1	Acute Poliomyelitis			1	1		1	3	3	2	3			14
	36: 2	Acute Poliioencephalitis								1	1				3
12	37	Acute Infectious Encephalitis (Lethargic or Epidemic)											2		2
36	38	Other Diseases due to Viruses—													
(a) Yellow Fever															
(b) Rabies (shown under 194 a)															
(c) Herpes Zoster															
(d) German Measles															
(e) Varicella (Chickenpox)															
(f) Other diseases included under 38															
36	39	Typhus					2								3
36	40	Ankylostomiasis						1							2
36	41	Hydatid Diseases													
(a) Hydatid disease of liver															
(b) Hydatid disease of other or Unspecified organs															
36	42	Other diseases due to Helminths	1		1	1	1		1	1	2	1		2	11
36	43	Mycoses								2					2
36	44	Other Infective or Parasitic Diseases—													
(a) Venereal diseases (other than syphilia and Gonorrhoea)															
(b) Pernicious lympho granulomatosis (Hodgkins diseases)															
(c) Mumps															
(d) Other diseases included under 44															
II.—Cancer and other Tumours.															
45° Cancer of the Buccal Cavity and Pharynx															
(a) Lips															
Males															
Females															
(b) Tongue															
Males															
Females															
(c) Other and Unspecified sites															
Males															
Females															
13	46	Cancer of the digestive organs and peritonium													
* (a) Oesophagus															
Males															
Females															
(b) Stomach and duodenum															
(c) Intestines other than duodenum or rectum															
(d) Rectum															

*Males are tabulated in short list No. 13 and females in No. 16 of detailed list Nos. 45, 46a.

TABLE 34--(Contd.)

DEATHS BY CAUSES.

Classification No.	Short List	Detailed List	Jan.	Feb.	Mar.	April	May	June	July	Aug.	Sep.	Oct.	Nov.	Dec.	TOTAL
		<i>Homicide</i>													
	35	Accidental Deaths (or deaths not known to be due to suicide or Homicide (169-195), and other violent deaths (196-198).		1											1
		169 Railway accidents (any cause of death except war.)	12	7	4	3	8	11	7	12	13	29	24	28	158
	34	170 Motor Vehicle Accidents (any cause of death except war.)													
		(a) Collisions with train													
		(b) Collisions with tram					10								
		(c) Other accidents included under 170	11	2	4	7		5	4	5	5	6	16	12	87
		171 Other Road Transport Accidents (any cause of death except war.)													
		(a) Tramway accidents on roads					1								1
		(b) Other accidents included under 171									1				1
		172 Water Transport accidents (any cause of death except war)													
		173 Air Transport Accidents (any cause of death except war)													
		175 Agricultural and Forestry Accidents (any cause of death)													
		176 Accidents caused by Machinery (any cause of death).													
		177 Food Poisoning										1		1	2
	35	178 Accidental Absorption of Poisonous gas—													
		(a) Carbon Monoxide													
		(d) Accidental absorption of any other irrespirable or poisonous gas included in 178					1			1					2
		179 Other acute Accidental poisoning (not by gas)													
		(a) Salvarsan and other organic preparations of arsenic.													
		(b) Other acute accidental poisoning not by gas included in 179.	6	1	5	5	5	8	5	3	2	5	9	6	60
		180 Conflagration													
		181 Accidental Burns (conflagration excepted)	16	21	20	15	25	20	12	20	9	15	16	23	212
		182 Accidental Mechanical Suffocation					2	1							6
		183 Accidental drowning	7	4	13	12	12	12	16	12	12	9	8	9	126
		184 Accidental Injury by Firearms	1							2					5
		185 Accidental Injury by cutting or piercing instruments						1							2
		186 Accidental Injury by fall, crushing, land slides, etc.	13	18	23	8	12	15	16	17	19	20	23	20	204
		187 Cataclysm (any cause of death)													
		188 Injury by animals (Poisoning by Venomous animals excepted)											1		1
		189 Hunger or Thirst													
		191 Excessive Heat													
		193 Other Accidents due to Electric Currents			1					1			1		4
		194 Attack by Venomous Animals—													
		(a) Hydrophobia	2	2	2	2	1	6		1	4	1	4	1	26
		(b) Snake Bites						1				1			3
		(c) Attack by Venomous animals included in 194				1									1
		195 Other Accidents—													
		(a) (1) Vaccinia							1						2
		(2) Other Sequelae of Vaccination against Small-pox													
		(b) Other accidents due to medical or surgical intervention—												1	2
		(1) Anaesthetic accidents													
		(2) Other accidents included under 195 (b)	1												1
		(c) Lack of care of the New born													
		(d) Other and Unspecified accidents under 195.	29	33	26	41	37	44	29	21	31	19	6	16	332
		197 Deaths civilians due to operations of war—													
		(c) From other or unspecified causes													
		198 Legal Executions													
		<i>XVIII.—ILL-Defined causes of Deaths</i>													
		199 Sudden Death				1		1							2
	36	200 Causes of Death unstated or Ill-defined													
		(a) Ill-defined Causes—													
		(1) Heart failure	73	108	66	89	88	87	79	95	65	98	59	94	1,001
		(2) Other ill-defined causes	76	46	77	53	69	44	83	90	66	64	75	70	813
		(b) Found, dead, Cause unknown					1							1	2
		(c) Other deaths from Unknown or Unspecified cause	15	7	6	5	6	7	10	10	4	10	4	8	92
	200:2(a)	Fever not defined	10	17	20	22	18	32	25	17	21	16	21	17	236
		Total	2,716	2,442	2,639	2,666	2,786	2,582	2,961	3,372	3,115	3,054	2,771	2,823	33,927

TABLE 36

DEATHS FROM ALL CAUSES BY SECTIONS AND AGE-PERIOD IN 1953.

1 Name of Sections.	2 Under 1 year.	3 1 to 5 years.	4 5 to 10 years.	5 10 to 15 years.	6 15 to 20 years.	7 20 to 30 years.	8 30 to 40 years.	9 40 to 50 years.	10 50 to 60 years.	11 60 years and above.	12 Age un-specified.	13 TOTAL DEATHS			14 No. of deaths among males to 100 deaths among females.	15 Ratio of deaths per 1,000 of population.		
												Males.	Females.	Persons.		1951	Mean during the previous 5 years.	
Upper Colaba	5	9		1		3	1	2	3	6		16	14	30	144	2.2	3.8	
Middle and Lower Colaba	170	88		8		40	51	38	56	113		321	263	584	122	14.9	14.3	
Fort Southern	10	10		2		6	3	6	3	16		26	39	65	67	3.9	4.9	
Fort Northern	141	75		7		49	37	46	79	122		338	244	582	138	15.9	16.7	
Esplanade	104	54		11		52	48	51	55	94		335	161	496	208	11.9	17.1	
Mandvi	122	73		14		52	21	37	37	78		277	190	467	146	12.8	17.7	
Chakla	84	29		3		25	33	28	37	68		189	138	327	137	11.1	12.1	
Umakhadi	176	120		7		60	55	74	96	161		454	339	793	134	9.9	13.8	
Dongri	180	108		10		44	63	70	62	172		437	316	753	138	23.1	17.9	
Khara Talao	149	66		12		44	33	47	51	82		269	229	498	123	15.5	16.7	
Kumbharwada	162	18		10		35	39	58	62	110		345	270	615	128	13.8	15.5	
Bhuleswar	193	107		12		70	59	51	67	168		460	310	770	148	13.4	15.2	
Market	125	74		7		42	34	46	57	108		308	205	513	150	9.3	11.4	
Dhobi Talao	204	119		7		46	49	62	86	201		467	357	824	131	11.8	14.8	
Fanaswadi	148	92		8		31	44	50	71	138		362	252	614	144	10.8	12.8	
Khetwadi	210	119		13		73	74	85	116	213		544	408	952	133	13.6	14.6	
Terdeo	219	150		11		58	56	50	70	161		440	387	827	114	16.1	16.5	
Girgaum	194	113		15		56	44	54	70	188		399	378	777	105	11.1	13.1	
Choupati	54	27		5		21	21	24	24	81		151	105	256	144	7.6	10.0	
Walkeshwar	93	48		2		25	20	22	30	80		169	168	337	100	8.6	9.1	
Mahalakshmi	258	161		5		49	65	75	113	304		604	465	1,069	130	17.5	18.2	
Mazagaon	287	192		14		65	63	62	80	152		525	438	963	120	17.7	19.2	
Tarwadi	247	142		12		63	51	61	63	135		418	401	819	104	13.9	13.3	
1st Nagpada	65	50		4		29	24	30	41	75		187	145	332	129	16.1	16.9	
2nd Nagpada	271	142		44		333	320	339	336	432		1,621	677	2,298	239	58.3	47.0	
Kamathipura	428	245		17		113	72	69	79	163		639	612	1,251	104	21.8	21.8	
Byculla	691	461		29		170	161	175	243	405		1,380	1,093	2,473	126	17.0	17.2	
Parel	491	301		15		149	139	134	149	225		913	781	1,694	117	15.2	16.3	
Sewri	366	261		31		93	66	65	73	127		607	544	1,151	112	18.2	16.1	
Naigaum	350	272		18		96	79	64	92	222		716	546	1,262	131	11.9	12.5	
Matunga	112	64		9		36	38	45	44	131		288	215	503	140	9.4	10.7	
Sion	453	334		21		83	88	82	96	159		711	660	1,371	108	17.8	18.7	
Dadar	528	436		23		118	120	86	104	274		954	872	1,826	109	13.0	13.1	
Mahim	278	187		18		94	74	73	78	225		595	497	1,092	120	17.0	17.7	
Parbhadevi	474	344		30		108	90	78	115	201		823	695	1,518	118	18.6	20.2	
Worli	493	412		24		121	92	92	86	210		884	735	1,619	120	16.5	17.1	
Chinchpokli	455	333		22		102	101	102	121	249		840	714	1,554	118	10.4	11.1	
Love Grove	19	6		1		4	5	3	3	8		27	24	51	113	4.9	10.6	
Harbour, Docks, etc.																		0.4
Total	9,000	5,926	1,127	492	663	2,653	2,416	2,527	3,066	6,057		19,040	14,887	33,927	...	14.6	...	
Average of five years 1948-52	9,489	6,184	1,321	671	983	3,383	2,886	2,608	2,786	5,722		—	—	36,033	—	—	—	

TABLE 37
DEATHS BY SECTIONS AND MONTHS IN 1953

Name of Section.	Months.												Total
	Jan.	Feb.	March.	April.	May.	June.	July.	August.	Sept.	Oct.	Nov.	Dec.	
Upper Colaba	3	...	6	2	5	1	1	2	...	3	3	4	30
Middle and Lower Colaba	62	47	43	34	35	48	63	58	54	56	40	44	584
Fort Southern	7	1	7	13	2	11	3	4	7	4	1	5	65
Fort Northern	36	45	52	31	47	36	38	62	50	74	61	50	582
Esplanade	32	31	42	54	44	31	51	47	44	34	51	35	496
Mandvi	34	44	37	53	47	44	40	45	35	37	28	23	467
Chakla	28	20	20	31	27	33	25	29	27	30	31	26	327
Umakhadi	74	77	76	61	70	72	80	58	61	59	59	46	793
Dongri	51	43	62	57	52	58	51	108	77	72	58	64	753
Khara Talao	35	55	62	39	46	31	26	46	41	43	39	35	498
Kumbharwada	63	39	47	60	57	45	47	51	55	47	53	51	615
Bhuleshwar	58	44	76	76	83	61	59	64	67	58	62	62	770
Market	37	48	45	50	40	53	41	48	35	46	37	33	513
Dhobi Talao	72	54	65	67	73	59	85	79	69	67	69	65	824
Fanaswadi	54	45	56	45	37	50	61	55	53	47	55	56	614
Khetwadi	74	65	83	79	78	75	88	99	82	82	75	72	952
Tardeo	62	60	79	71	68	66	67	78	70	76	61	69	827
Girgaum	77	52	64	64	56	48	66	86	67	67	59	71	777
Chaupati	24	16	33	22	14	22	18	21	23	25	22	16	256
Walkeshwar	23	29	23	27	31	26	31	31	25	33	30	28	337
Mahalaxmi	80	78	91	80	86	91	83	105	113	85	89	88	1,069
Mazgaon	78	65	85	84	61	69	80	105	81	82	82	90	963
Tarwadi	58	75	55	55	74	73	80	78	60	77	60	74	819
1st Nagpada	35	23	22	28	19	31	28	23	29	45	18	31	332
2nd Nagpada	173	157	162	163	203	163	192	222	225	239	197	202	2,298
Kamathipura	112	83	97	123	112	94	119	116	112	113	89	81	1,251
Byculla	197	177	175	196	210	171	234	225	212	247	215	213	2,473
Parel	141	100	138	132	143	122	166	169	155	155	131	142	1,694
Sewri	83	82	80	73	94	83	101	142	128	95	91	99	1,151
Naigaum	105	100	83	86	89	90	107	114	124	143	110	111	1,262
Matungi	31	48	34	37	50	38	46	57	3	46	41	38	503
Sion	107	113	103	81	106	118	120	124	141	117		110	1,171
Dadar	141	129	124	133	160	139	147	198	152	153	171	179	1,826
Mahim	77	64	80	97	99	81	88	104	108	113	82	99	1,092
Parbhadevi	118	108	111	118	119	109	133	160	154	122	127	139	1,518
Worli	132	100	128	115	110	117	150	184	174	153	120	136	1,619
Chinchpokli	139	122	90	122	139	117	141	166	161	106	122	130	1,554
Love Grove	2	3	3	7	...	6	5	8	7	3	1	6	51
Harbour, Docks etc.	1
TOTAL	2,716	2,442	2,639	2,666	2,786	2,582	2,961	3,372	3,115	3,054	2,771	2,823	33,927

TABLE
DEATHS BY

Classification Number	1	2	3	4	5	6	7	8	9	10	11	12	13 M	13 F	14	15	16	17	18	19	20	21	22	23
	Sections.																							
	Typhoid and Para Typhoid Fever (1-2).	Cerebro-Spinal Fever (6)	Scarlet Fever (8)	Whooping Cough (9)	Diphtheria (10)	Tuberculosis of Respiratory System (13)	Other forms of Tuberculosis (14-22).	Syphilitic disease (30)	Influenza (33)	Measles (35)	Acute Poliomyelitis & Polio Encephalitis (36)	Acute infectious Encephalitis (37)	Cancer of buccal cavity and Oesophagus (45, 46A) males	Cancer of uterus (48)	Cancer of Stomach and duodenum (46a)	Cancer of breast (50)	Cancer of all other sites (45, 46A females, 46b-b, 47, 49, 51-55)	Diabetes (61)	Intra-Cranial Vascular Lesions (63)	Heart Disease (90-95)	Other diseases of circulatory System (96-103)	Bronchitis (106)	Pneumonia (107-109)	Other Respiratory diseases (104, 105, 110-114)
Upper Colaba ...	1	1	1	...	1	6	2
Middle & Lower Colaba Fort, Southern ...	4	1	1	1	4	18	7	1	1	...	2	5	2	2	10	3	7	24	4	2	134	19
Fort, Northern	2	3	1	...	5	1	1	8	5
Esplanade ...	5	3	29	18	1	...	1	1	1	1	1	17	3	13	43	5	4	90	13
Mandvi ...	7	4	49	5	2	7	3	11	31	6	4	85	13
Chukla ...	11	1	21	15	3	10	...	4	18	1	2	97	23
Umarkhadi ...	6	1	32	6	3	...	1	...	5	1	8	9	3	1	45	12
Dongri ...	6	2	40	27	1	...	2	3	...	4	...	13	29	3	4	91	12
Khara Talao ...	4	48	21	1	1	...	2	10	...	6	21	4	6	105	20
Kumbharwada ...	6	3	28	11	7	1	...	2	...	1	...	8	2	7	18	2	2	126	8
Bhuleshwar ...	5	4	17	16	1	...	10	3	9	2	6	17	8	...	140	65
Market ...	7	40	21	2	...	7	1	1	3	...	16	1	15	27	1	5	182	55
Dhobi Talao ...	10	2	14	11	1	2	1	2	2	7	3	6	40	8	5	90	19
Fanaswadi ...	14	2	32	22	1	1	1	4	...	16	4	21	30	8	9	146	35
Khetwadi ...	13	2	25	17	5	2	2	1	...	15	3	13	31	7	3	103	34
Tardeo ...	9	1	2	62	25	...	1	2	1	2	5	5	21	6	16	40	10	4	167	36
Girgaum	4	26	21	5	...	3	2	...	1	...	3	2	8	23	4	2	197	14
Chaupati ...	11	1	2	35	19	2	3	1	3	1	15	7	9	25	10	7	121	28
Walleshwar ...	4	2	11	7	4	3	5	2	13	20	2	1	34	10
Mahalakshmi ...	4	1	1	9	4	1	1	1	2	3	3	...	14	19	4	1	59	7
Mazagaon ...	2	1	42	23	...	2	4	2	1	2	2	3	4	18	2	24	46	8	4	201	38
Tarwadi ...	10	1	3	32	23	2	4	...	3	3	11	14	5	4	309	9
1st Nagpada ...	7	1	4	14	15	1	2	...	1	7	2	4	23	4	2	254	14
2nd Nagpada ...	1	1	3	10	6	1	1	1	2	2	5	6	83	6
Kamathipura ...	16	1	624	39	7	1	1	2	1	9	3	29	40	10	3	193	35
Byculla ...	9	1	2	39	29	10	1	4	1	...	1	3	...	11	12	2	8	330	7
Parel ...	25	1	15	79	48	4	...	1	1	1	4	1	14	2	31	49	9	9	512	43
Sewri ...	15	5	64	52	3	2	9	2	...	11	6	5	...	29	1	27	37	6	6	358	55
Naigaum ...	7	3	23	10	1	1	7	2	...	2	8	2	3	383	18
Matunga ...	6	5	72	27	2	...	12	1	5	1	1	11	...	11	19	2	6	330	27
Sion ...	8	1	2	15	9	1	1	2	2	1	3	21	8	23	38	6	3	67	17
Dadar ...	7	11	22	30	1	...	6	1	...	1	2	...	3	8	1	11	31	8	3	349	21
Mahim ...	20	1	4	35	27	1	2	2	1	17	3	19	25	7	3	341	37
Parbhadevi ...	27	3	34	18	1	1	...	2	1	2	...	11	3	20	32	9	6	108	28
Worli ...	10	1	5	32	21	1	10	...	9	26	5	2	268	50
Chinchpokli ...	13	6	18	24	2	2	2	1	...	5	1	6	21	3	4	300	34
Love Grove Harbour, Docks etc.	13	1	40	18	5	1	...	1	2	1	1	6	1	10	18	4	1	313	34
	1	8	2
Total ...	323	7	1	8	112	1734	693	50	8	88	17	2	49	44	60	35	361	75	444	915	181	130	6,733	905
Classification Number.	1	2	3	4	5	6	7	8	9	10	11	12	13 M	13 F	14	15	16	17	18	19	20	21	22	23

TABLE 39

INFANT MORTALITY—
BOMBAY BORN AND OUT BORN CHILDREN

	Born in Bombay.		Born out of Bombay.	Deaths under 1 year of age.
	Births Registered.			
	Before death.	After death.		
Total	5,190	1,548	2,262	9,000
Percentage	57.7	17.2	25.1	100.0

TABLE 40

INFANT MORTALITY FROM PRINCIPAL CAUSES FROM (1948-53)

Cause of Death.	1948.	1949.	1950.	1951.	1952.	Annual Average 1948 to 1952. (a)	1953. (b)	Difference between (a) and (b)
Poliomyelitis	11	8	4	3	5	7	+ 2
Small-pox	23	83	36	44	22	42	33	- 9
Measles	23	60	29	48	14	35	32	- 3
Malarial Fever	5	2	1	4	2	3	-	- 3
Ague and Remittent Fever and Fever not defined.	8	137	49	90	81	73	88	+ 15
Diarrhoea and Enteritis ...	482	493	493	556	614	528	611	+ 83
Dysentery	33	101	35	39	45	50	51	+ 1
Infantile Debility & Malformation including Premature Birth.	5,022	5,390	5,073	5,279	4,843	5,121	4,439	- 682
Diseases of the Respiratory system.	2,417	2,659	2,370	2,489	2,549	2,497	2,680	+ 183
Convulsions	294	191	246	227	221	236	172	- 64
All Causes	9,052	10,120	9,191	9,746	9,335	9,488	9,000	- 488

TABLE 41

DEATHS AMONG INFANTS FROM PRINCIPAL CAUSES BY AGE-PERIODS

Age period.	Small-pox.	Measles.	Malarial fever.	Ague and Remittent Fever and fever not defined.	Diarrhoea and Enteritis.	Dysentery.	Infantile Debility Malformation and premature birth.	Diseases of Respiratory system.	Convulsions.	Poliomyelitis.	All causes.	Percentage to the total infant deaths.
Under 7 days.	2	8	10	...	2,260	54	84	...	2,521	28.0
1 to 4 weeks ...	1	19	138	3	1,101	141	26	...	1,534	17.0
Total under 4 weeks.	3	27	148	3	3,361	195	110	...	4,055	45.0
4 weeks to 6 months.	12	9	...	36	248	24	801	985	47	1	2,357	26.2
6 to 12 months	18	23	...	25	215	24	277	1,500	15	6	2,588	28.8
Total ...	33	32	...	88	611	51	4,439	2,680	172	7	9,000	100.0

TABLE 42

INFANT DEATHS FROM PRINCIPAL CAUSES BY AGE-GROUPS, EXPRESSED AS PERCENTAGES OF THE TOTAL INFANT DEATHS.

Age-Period.	Small-pox.	Measles.	Malarial fever.	Ague and Remittent Fever and fever not defined.	Diarrhoea and Enteritis.	Dysentery.	Infantile Debility and Malformation, including premature births.	Diseases of the Respiratory system.	Convulsions.	Polio-myelitis.	Other causes.	All causes.
Under 7 days.	0.1	0.0	0.0	0.3	0.4	0.0	89.7	2.1	3.3	0.0	4.1	100.0
1 to 4 weeks ...	0.1	0.0	0.0	1.2	9.0	0.2	71.8	9.2	1.7	0.0	6.8	100.0
4 weeks to 6 months.	0.5	0.4	0.0	1.5	10.5	1.0	34.0	41.8	2.0	0.0	8.3	100.0
6 to 12 months.	0.7	0.9	0.0	1.0	8.3	0.9	10.7	57.9	0.6	0.2	18.8	100.0
Total percentage for all ages upto 1 year.	0.4	0.4	0.0	1.0	6.8	0.6	49.3	29.8	1.9	0.1	9.7	100.0

TABLE 43.

NEONATAL DEATH RATES.

Year.	Births.	Neonatal Deaths.	Rate.
1943	44,015	3,568	81.1
1944	56,907	4,306	75.7
1945	53,170	4,931	75.8
1946	53,469	4,094	76.5
1947	50,833	3,599	70.8
1948	54,629	3,970	72.7
1949	58,081	4,390	75.6
1950	60,597	4,460	73.6
1951	65,679	4,626	70.4
1952	66,125	4,417	66.8
1953	62,726	4,055	64.6

TABLE 44

INFANT DEATHS AND OTHER DEATHS.

Age-period.	MONTHS.												Total
	Jan.	Feb.	Mar.	April	May	June	July	Aug.	Sept.	Oct.	Nov.	Dec.	
Under 1 year.	719	591	694	675	715	685	865	1,008	871	809	694	674	9,000
1 year and upwards.	1,997	1,851	1,945	1,991	2,071	1,897	2,096	2,364	2,244	2,245	2,077	2,149	24,927

TABLE 45

DEATHS AMONG INFANTS BY CAUSES, MONTHS AND AGES.

Causes of Deaths.	Total.	MONTHS.												AGES.			
		Jan.	Feb.	Mar.	April	May	June	July	Aug.	Sept.	Oct.	Nov.	Dec.	Under 1 week.	1 to 4 weeks.	4 weeks to 6 months.	6 to 12 months.
36 Poliomyelitis	7			1				1	3	1	1					1	6
28a Malaria																	
28b Ague and Remittent Fever																	
34 Small-pox	33	3	1	9	2	3	5	2		2	1	1	4	2		12	18
35 Measles	32		1	2	6	2	3	3	1	2	2	4	6			9	23
8 Scarlet Fever																	
9 Whooping Cough	3	1			1							1				2	1
10 Diphtheria	25	1		2	3	5	2	4	1	1	1	4				4	21
33 Influenza	2				1											2	
4 Cholera																	
27 Dysentery	51	1	1	5	5	1	4	9	12	5	3	2	3		3	24	24
3 Plague	1																
6 Cerebro-Spinal Fever																	
13 Tuberculosis of Respiratory system	21	2	1	2	3	1		1	1	3	3	2	2		1	6	14
14-22 Other Tuberculous Diseases	105	12	10	13	7	9	7	9	6	3	6	8	15		1	24	80
30 Syphilis	21		1	1			3	2	6	2	1	1	4	2	10	8	1
70 Rickets	271	13	13	15	19	16	18	32	23	38	29	26	29	1	4	50	216
86 Convulsions	172	11	9	13	13	18	13	17	16	20	13	15	14	84	26	47	15
106 Bronchitis	20	3	1	1	1	1		1	3	1	5	2	1		5	8	7
107-109 Pneumonia	2,631	203	179	215	230	251	235	266	290	204	206	165	187	48	134	965	1,484
104, 105, 110-114 Other Respiratory Diseases	29	2	3		2	4	1	5	3	2	3	3	1	6	2	12	9
118-1 Gastritis																	
119-120 Diarrhoea and Enteritis	611	44	36	50	40	36	148	64	85	70	57	53	28	10	138	248	215
157, 158, 160, 161 Congenital Malformation, Injury at Birth	2,928	278	217	221	207	228	206	243	333	298	253	246	198	960	911	781	276
159 Premature-Birth	1,511	109	89	91	99	102	92	143	178	177	164	135	132	1,300	190	20	1
161a Atelectasis																	
202a-2 Suffocation Over-Lying																	
200-2a Fever not defined	88	3	2	9	9	6	11	12	4	8	9	8	7	8	19	36	25
Other Causes	439	33	27	44	27	31	37	54	40	34	52	21	39	100	89	98	152
Total	9,000	719	591	694	675	715	685	865	1,008	871	809	694	674	2,521	1,534	2,357	2,588

TABLE 46

TABLE SHOWING INFANT MORTALITY BY SECTIONS AND MONTHS IN 1953.

Localities Name of Sections.	MONTHS.												TOTAL.
	Jan.	Feb.	March.	April.	May.	June.	July.	August.	Sept.	Oct.	Nov.	Dec.	
Upper Colaba ...	2	...	2	1	5
Middle and Lower Colaba.	16	15	15	8	9	13	16	20	18	16	12	12	170
Fort, Southern	2	5	1	10
Fort, Northern ...	10	6	14	11	11	5	9	21	10	16	13	15	141
Esplanade ...	9	5	9	11	15	7	9	9	7	8	7	8	104
Mandvi ...	9	14	7	13	13	13	14	7	7	11	10	4	122
Chakla ...	5	8	9	10	3	5	6	10	9	10	3	6	84
Umarkhadi ...	16	19	25	15	11	16	14	11	9	14	15	11	176
Dongri ...	14	9	12	15	15	19	7	27	22	13	12	13	180
Khara Talao ...	9	12	16	13	9	8	15	9	9	15	15	10	140
Kumbharwada ...	15	8	14	13	19	12	14	15	15	11	12	14	162
Bhuleshwar ...	17	10	18	16	25	13	17	20	14	12	18	13	193
Market ...	5	8	13	13	6	15	15	15	7	17	3	8	125
Dhobi Talao ...	14	14	23	15	19	14	19	23	22	16	14	11	204
Fanaswadi ...	14	9	13	6	8	14	11	17	18	14	12	12	148
Khetwadi ...	11	10	18	15	17	11	29	24	22	17	20	16	210
Tardeo ...	19	10	18	22	17	17	15	30	21	22	11	17	219
Girgaum ...	22	18	17	13	10	18	13	16	18	22	10	17	194
Chowpati ...	6	1	7	6	8	5	2	3	5	5	5	1	54
Walkeshwar ...	4	10	4	8	8	3	11	8	12	8	11	6	93
Mahalakshmi ...	21	18	20	24	21	19	22	25	32	21	22	13	258
Mazgaon ...	23	19	18	17	16	23	26	36	30	25	29	25	287
Tarwadi ...	18	18	19	17	20	24	25	27	17	23	19	20	247
1st Nagpada ...	8	5	4	5	4	8	6	6	5	6	4	4	65
2nd Nagpada ...	26	14	23	17	20	11	33	36	23	26	25	17	271
Kamathipura...	35	23	30	34	41	46	41	53	37	41	21	26	428
Byculla ...	58	45	45	58	58	54	76	64	59	69	54	51	691
Parel ...	42	25	29	38	47	32	63	50	50	39	36	40	491
Sewri ...	18	29	22	19	35	26	37	62	39	28	19	32	366
Naigaum ...	22	23	26	24	29	21	27	34	40	47	30	27	350
Matunga ...	6	10	7	8	12	8	18	14	9	5	7	8	112
Sion ...	40	38	34	30	28	40	30	40	42	53	43	35	453
Dadar ...	50	35	37	30	39	45	45	65	41	39	52	50	528
Mahim ...	17	10	24	26	23	22	20	31	38	23	25	19	278
Parbhadevi ...	27	33	35	37	31	30	62	46	60	43	35	35	474
Worli ...	47	29	45	28	33	33	51	69	51	40	31	36	493
Chinchpokli ...	43	30	20	33	34	32	44	63	47	31	39	39	455
Love Grove ...	1	1	...	2	...	2	3	2	4	1	...	3	19
Harbour, Docks, etc.
TOTAL ...	719	591	694	675	715	685	865	1,008	871	809	694	674	9,000

TABLE 47

DEATHS IN PUERPERAL STATE.

No.	Specific Cause of Death.	Number of Deaths.
1	Ante-partum Haemorrhage	5
2	Post-partum Haemorrhage	31
3	Toxaemias (Eclampsia, Hyperemesis, Gravidarum, Acute Yellow Atrophy, Albuminuria)	21
4	Puerperal Sepsis (Septicaemia, Septicaemia, Phlegmasia, Algodolens, Coli Infection, etc.)	11
5	Embolism	...
6	Shock during or immediately after delivery	8
7	Anaemia of Pregnancy	...
8	Malaria	...
9	Influenza, Pneumonia	...
10	T. B.	...
	Complications of Pregnancy	
11	Heart Disease	...
12	Operative Interference	...
13	Ruptured Uterus	...
14	Breast Disease	...
15	Puerperal Insanity	...
16	Other Causes	6
	Total	82

TABLE 48
CASES OF NOTIFIABLE DISEASES REPORTED.

Sections.	2															
	Cholera.	Small-pox.	Plague.	Enteric Fever.	Diphtheria.	Typhus.	Relapsing Fever.	Kala Azar	Puerperal Fever.	Tuberculosis.	Leprosy.	Influenzal Pneumonia	Cerebro Spinal Meningitis.	Scarlet Fever.	Acute Anterior Poliomyelitis.	Total.
Upper Colaba	3	...	1	3	7
Middle and Lower Colaba	1	2	...	19	21	45	92
Fort, Southern	...	3	...	12	3	1	3	1	...	3	22
Fort, Northern	...	30	...	46	35	1	62	174
Esplanade	2	14	...	36	22	3	72	1	152
Mandvi	...	4	...	72	13	1	50	...	1	1	141
Chakla	1	3	...	37	16	2	53	1	112
Umarkhadi	...	64	...	116	54	95	5	334
Dongri	1	17	...	22	22	22	84
Khara Talao	...	13	...	19	40	1	70	143
Kumbharwada	3	9	...	15	9	32	68
Bhuleshwar	...	14	...	17	19	1	72	123
Market	1	11	...	32	10	1	37	92
Dhobi Talao	5	13	...	69	36	86	210
Fanaswadi	1	9	...	34	21	64	1	129
Khetwadi	3	33	...	48	23	2	64	174
Tardeo	1	24	...	29	33	41	1	128
Girgaum	2	12	...	49	31	39	135
Chowpati	...	12	...	28	18	19	77
Walkeshwar	...	3	...	9	4	3	19
Mahalakshmi	4	10	...	35	30	2	56	4	143
Mazagon	1	18	...	29	30	3	43	...	1	2	127
Tarwadi	2	20	...	44	22	4	46	1	...	1	140
1st Nagpada	...	19	...	29	44	16	2	110
2nd Nagpada	...	23	...	28	17	49	5	122
Kamathipura	3	42	...	29	14	1	50	140
Byculla	16	57	...	189	137	4	160	1	...	2	566
Parel	...	25	...	70	59	6	45	7	212
Sewri	...	15	...	18	5	13	1	52
Naigaum	1	44	...	43	29	4	91	3	215
Matunga	...	17	...	40	44	11	112
Sion	2	35	...	19	23	16	1	96
Dadar	1	9	...	86	41	67	204
Mahim	4	16	...	147	31	29	2	229
Prabhadevi	6	12	...	58	25	51	152
Worli	4	24	...	92	33	40	1	194
Chinchpokli	1	17	...	61	25	58	162
Love Grove	7	1	1	9
Harbour, Docks, etc.
Total	66	693	...	1,736	1,040	39	1	1,774	3	1	7	...	41	5,401
Average of the last 5 years (1948 to 1952)	88	983	7	2,133	551	30	3	2,274	50	1	29	...	41	6,087

TABLE 49

RAT DESTRUCTION WORK.

Months.	No. of rats sent to the Haffkine Institute.	No. of rats examined.	
		Alive.	Dead.
January	1,04,217	..	207
February	85,746	..	328
March	90,131	..	315
April	83,758	6	218
May	84,816	..	62
June	79,496	..	156
July	83,955	..	609
August	82,001	..	311
September	75,585	2	129
October	83,527	11	67
November	82,828	..	51
December	91,788	..	37
Total	10,27,848	19	2,490

No rat was found plague infected.

TABLE 50
SMALL-POX ATTACKS AND DEATHS (1933 TO 1953).

Year	Jan.	Feb.	Mar.	April	May	June	July	Aug.	Sept.	Oct.	Nov.	Dec.	Total	Death rate	Fatality rate	REMARKS.	
1933	A.	692	1,484	1,376	542	229	73	24	14	...	4	6	19	4,463	2.3	59.6	Epidemic period from 17-12-1932 to 3-6-19 6 months and 18 days.
	D.	394	889	775	328	168	59	17	8	...	4	6	11	2,659			
1934	A.	43	48	51	42	29	10	6	5	13	9	5	22	283	0.1	53.7	Sporadic.
	D.	16	22	28	29	13	8	3	4	7	5	3	14	152			
1935	A.	127	221	412	465	300	195	112	55	25	12	19	34	1,977	1.1	63.1	From 2-2-1935 to 6-7-1935 5 months and 4 days.
	D.	71	118	263	278	203	140	70	40	15	6	11	24	1,148			
1936	A.	110	238	308	336	194	101	58	28	17	11	3	7	1,411	0.8	64.2	From 22-2-36 to 6-6-36 3 months and 16 days.
	D.	64	139	190	228	131	71	35	21	14	6	3	4	906			
1937	A.	29	50	80	152	133	115	90	46	54	34	89	325	1,197	0.6	57.5	From 19-12-37 to 14-5-38 4 months and 26 days.
	D.	16	30	62	79	90	81	59	32	24	20	39	156	688			
1938	A.	678	965	903	403	167	53	36	13	8	5	...	2	3,233	1.6	57.8	From 19-12-37 to 14-5-38 4 months and 26 days.
	D.	356	549	509	248	116	38	30	12	2	1	...	1	1,862			
1939	A.	15	20	60	50	48	44	40	29	7	6	12	37	368	0.2	54.6	Sporadic.
	D.	9	15	25	19	25	26	29	19	1	5	8	20	201			
1940	A.	115	184	235	390	276	172	95	29	22	32	65	115	1,730	0.7	48.2	From 31-3-1940 to 15-6-40 2 months and 16 days.
	D.	43	78	106	182	143	103	61	17	10	18	19	54	834			
1941	A.	345	646	581	308	199	108	30	30	14	15	4	35	2,325	0.8	55.6	From 19-1-41 to 17-4-41 3 months and 19 days.
	D.	171	317	323	189	140	64	25	24	8	7	10	18	1,293			
1942	A.	166	257	603	338	57	14	6	3	...	3	2	5	1,454	0.4	40.6	From 8-3-42 to 18-4-42 1 month and 11 days.
	D.	70	141	220	116	33	4	2	2	3	591			
1943	A.	28	71	200	169	152	106	90	71	88	70	76	197	1,318	0.3	39.4	Sporadic.
	D.	10	26	73	56	78	48	31	32	42	35	25	63	519			
1944	A.	625	1,032	1,194	577	187	62	36	13	3	3	3	6	3,741	0.9	37.1	From 15-1-44 to 29-4-44 3 months and 15 days.
	D.	202	411	421	189	103	33	24	3	2	4	1,391			
1945	A.	14	22	58	83	67	60	44	34	31	31	36	123	603	0.1	38.9	Sporadic.
	D.	7	4	11	27	26	33	15	17	9	15	12	50	235			
1946	A.	256	556	762	621	174	44	10	1	3	...	3	1	2,431	0.6	35.2	Sporadic.
	D.	124	256	225	193	36	22	2	858			
1947	A.	6	2	2	5	8	6	7	5	5	4	6	6	62	0.0	29.0	Sporadic.
	D.	1	1	1	...	2	2	2	1	4	4	18			
1948	A.	20	43	108	161	82	44	32	14	16	10	9	19	558	0.1	29.0	Sporadic.
	D.	7	10	35	35	22	13	15	9	6	4	...	6	162			
1949	A.	52	229	481	621	203	45	36	19	6	9	19	44	1,764	0.4	31.9	Sporadic.
	D.	16	68	184	155	65	31	18	4	2	2	7	11	563			
1950	A.	78	145	207	113	78	51	26	19	10	9	17	63	816	0.1	28.3	Sporadic.
	D.	21	26	55	42	32	19	7	4	1	1	4	19	231			
1951	A.	97	218	313	231	122	48	20	6	4	6	8	10	1,083	0.1	30.0	Sporadic.
	D.	28	55	84	71	38	19	9	4	1	1	2	2	314			
1952	A.	13	46	96	88	58	25	12	3	7	6	6	18	378	0.0	31.7	Sporadic.
	D.	3	11	24	33	21	9	4	2	2	...	1	10	120			
1953	A.	39	58	130	117	90	87	62	31	11	13	15	40	693	0.0	27.3	Sporadic.
	D.	13	15	37	28	25	28	16	4	4	2	5	12	189			

TABLE 51
CASES OF ENTERIC FEVER REPORTED IN 1953.

Disease.	MONTHS.												Total
	Jan.	Feb.	Mar.	April	May	June	July	Aug.	Sept.	Oct.	Nov.	Dec.	
Enteric Fever	48	61	43	105	140	90	164	254	253	201	200	177	1,736

TABLE 52
PARTICULARS RELATING TO ENTERIC FEVER SINCE (1941-1953.)

	1941	1942	1943	1944	1945	1946	1947	1948	1949	1950	1951	1952	1953
Attacks ...	1,123	1,018	1,562	1,008	1,329	988	1,664	3,156	3,426	1,338	1,009	1,567	1,736
Deaths ...	554	375	567	459	616	513	686	1,038	1,128	403	262	428	323
Fatality rate ...	49.3	36.8	36.3	45.5	46.3	51.9	41.2	32.8	32.8	30.1	26.0	27.3	18.6
Death-rate ...	0.4	0.2	0.4	0.3	0.4	0.3	0.5	0.7	0.7	0.2	0.1	0.2	0.1
Hospitalisation	765	841	1,348	927	1,306	911	1,568	2,971	3,132	1,227	899	956	1,283
Cases notified by medical practitioners	234	126	214	148	233	77	96	185	385	906	110	611	453
Inoculations ...	11,032	14,470	62,891	84,927	27,879	2,27,296	1,92,304	3,75,991	5,55,717	2,33,155	2,26,890	3,11,859	2,39,333
Attack-rate ...	0.8	0.7	1.0	0.7	0.9	0.7	1.1	2.1	2.3	0.6	0.4	0.7	0.7

Table 53

COMPARATIVE TABLE OF DEATHS FROM SOME OF THE PRINCIPAL CAUSES AND BIRTHS

Year.	Births (excluding still-births).		Total Deaths.		Plague.		Small-pox.		Measles.		Cholera.		Influenza.		Enteric Fever.		Malaria.		Ague and Remittent Fever.		Tuberculosis.		Diarrhoea, Enteritis and Dysentery.		Respiratory Diseases.		Maternal Deaths.		Deaths under 1 year.		Deaths of Children (1 to 5 years.)		Still-born.
	No. Registered.	Rate per 1,000.	No. Registered.	Rate per 1,000.	No. Registered.	Rate per 1,000.	No. Registered.	Rate per 1,000.	No. Registered.	Rate per 1,000.	No. Registered.	Rate per 1,000.	No. Registered.	Rate per 1,000.	No. Registered.	Rate per 1,000.	No. Registered.	Rate per 1,000.	No. Registered.	Rate per 1,000.	No. Registered.	Rate per 1,000.	No. Registered.	Rate per 1,000.	No. Registered.	Rate per 1,000.	No. Registered.	Rate per 1,000.	No. Registered.	Rate per 1,000.	No. Registered.	Percentage to total deaths.	
1943 ...	44,015	29.5	34,165	22.9	2	0.0	519	0.3	303	0.2	9	0.0	53	0.0	567	0.4	154	0.1	797	0.5	1,950	1.3	1,744	1.2	11,139	7.5	143	3.0	8,690	197.4	6,146	18.2	3,129
1944 ...	56,907	38.2	41,882	28.1	...	0.0	1,391	0.9	734	0.5	...	0.0	37	0.0	459	0.3	160	0.1	859	0.6	2,006	1.3	1,735	1.2	13,990	9.4	194	3.4	11,552	203.0	7,484	17.8	3,374
1945 ...	53,170	35.7	40,215	27.0	8	0.0	235	1.15	160	0.1	30	0.0	32	0.0	616	0.4	96	0.06	1,008	0.7	1,981	1.3	1,701	1.2	13,771	8.6	133	2.5	10,125	190.3	7,418	18.4	3,398
1946 ...	53,469	35.9	41,264	27.7	4	0.0	858	0.6	625	0.4	2	0.0	14	0.0	513	0.3	94	0.1	1,048	0.7	1,914	1.3	1,411	0.9	13,346	9.0	148	2.7	10,446	195.4	7,111	17.2	3,097
1947 ...	50,833	34.1	37,619	25.2	4	0.0	18	0.0	39	0.0	29	0.0	13	0.0	686	0.5	92	0.06	731	0.5	2,125	1.4	1,749	1.2	10,632	7.1	106	2.1	8,471	166.6	6,644	17.7	2,934
1948 ...	54,629	36.7	37,765	25.3	12	0.0	162	0.1	88	0.0	8	0.0	5	0.0	1,038	0.7	118	0.1	500	0.3	2,157	1.4	1,488	1.0	9,958	6.7	91	1.6	9,052	165.7	6,590	17.4	3,164
1949 ...	58,081	39.0	39,935	26.8	2	0.0	563	0.4	182	0.1	1	0.0	4	0.0	1,120	0.8	89	0.1	384	0.2	2,328	1.5	1,617	1.1	10,728	7.2	171	2.9	10,120	174.2	6,945	12.0	3,324
1950 ...	60,597	26.0	34,285	14.7	1	0.0	231	0.2	103	0.0	39	0.0	4	0.0	403	0.2	83	0.0	112	0.0	2,346	1.6	1,143	0.5	9,206	3.9	106	1.7	9,191	151.6	5,744	16.8	3,437
1951 ...	65,679	28.2	33,841	14.5	...	0.0	314	0.1	96	0.0	1	0.0	6	0.0	262	0.1	59	0.0	36	0.0	2,525	1.1	1,156	0.5	8,784	3.8	89	1.3	9,746	148.4	5,646	16.7	3,268
1952 ...	66,125	28.4	34,337	14.8	2	0.0	120	0.0	63	0.0	6	0.0	2	0.0	428	0.2	42	0.0	18	0.0	2,595	1.1	1,345	0.6	8,034	3.4	88	1.3	9,335	141.2	6,043	17.6	3,151
Average of 1943-52	56,350	34.0	37,531	22.6	4	0.0	441	0.3	239	0.1	13	0.0	17	0.0	610	0.4	99	0.1	549	0.3	2,193	1.3	1,509	0.9	10,959	6.6	127	2.3	9,673	171.7	6,577	17.5	3,228
Average of 1948-52	61,022	33.4	36,033	19.7	3	0.0	278	0.2	106	0.1	11	0.0	4	0.0	652	0.4	78	0.0	210	0.1	2,390	1.3	1,350	0.7	9,342	5.1	109	1.8	9,469	155.1	6,194	17.2	3,269
1953 ...	62,726	26.9	33,927	14.6	...	0.0	189	0.1	88	0.0	22	0.0	8	0.0	323	0.1	17	0.0	3	0.0	2,427	1.0	1,524	0.6	7,768	3.3	82	1.3	9,000	143.5	59,26	17.5	2,164

TABLE 54

DIPHTHERIA CASES

Jan.	Feb.	Mar.	Apr.	May.	June	July.	Aug.	Sept.	Oct.	Nov.	Dec.	Total
46	56	74	102	74	56	83	88	83	101	122	155	1,040

TABLE 55

TUBERCULOSIS—DEATH-RATES.

Period.	Annual Death-rates.		
	Pulmonary.	Other forms.	All forms.
1943-1952	1.0	0.3	1.3
1948-1952	0.9	0.4	1.3
1949	1.1	0.4	1.5
1950	0.7	0.3	1.0
1951	0.8	0.3	1.1
1952	0.8	0.3	1.1
1953	0.7	0.3	1.0

TABLE 56

TUBERCULOSIS DEATHS BY SEX

Year.	Deaths from Pulmonary. T. B.	Deaths from T. B. (other forms).	Total No. of deaths.	Males.	Females.
1952	1805	790	2,595	1,642	953
1953	1734	693	2,427	1,650	777

TABLE 57

VENEREAL DISEASES PROPHYLAXIS CENTRES.

Location.	Attendance
(1) Anti-Venereal Clinic, 254, Bellasis Road, opposite Alexandra Cinema, Byculla.	14,415
(2) Municipal dispensary, 55, Rajwadar Street.	71
(3) District No. 3 dispensary, 259, Sandhurst Road, near Bhendi Bazar tram jun.	484
(4) District No. 6 dispensary, 264, Charni Road opposite Central Cinema, Girgaum.	543
(5) District No. 8 dispensary, 143, Foras Road tram junction.	1,034
(6) Municipal dispensary, Dharavi, 253-B, Dharavi Road.	440
(7) Municipal dispensary, 213, Delisle Road, Lower Parel.	449
(8) Municipal dispensary, 45, B. D. D. chawl, Worli.	493
Total	17,929

TABLE 58

MUNICIPAL VENEREAL DISEASE CLINIC : LABORATORY WORK

Wassermann Reaction (at the Haffkine Institute, Parel, Bombay, for this Clinic) ...	910
Fleming's Test
Kahn's Test ...	874
Meinicke's Test ...	7,807
Dark Ground searches for Treponema Pallidum ...	263
Smears for Gonorrhoea ...	8,908
Miscellaneous (Blood Films and Counts, Spinal Fluid Tests, etc.) ...	85
Total ...	18,847

TABLE 59

NON-VENEREAL CASES : ATTENDANCE AT THE VENEREAL DISEASE CLINIC.

	Males.	Females.	Total.
(1) Skin Lesions ...	201	177	378
(2) Non-Specific Urethritis ...	122	436	558
(3) Non-Veneral Gynaecological Cases	528	528
(4) Marriage Certificate
(5) Fitness Certificate ...	108	...	108
(6) Others ...	100	223	323
Total ...	531	1,364	1,895

TABLE 60

SUMMARY OF CASES TREATED AT THE VENEREAL DISEASE CLINIC

Year.	Syphilis.	Non-syphilitic Sores.	Gonorrhoea.	Total V. D.	Other than V. D.	No. of patients who ceased attendance before the diagnosis was completed.	Total new cases.	Cases for prophylaxis.	V. D. cases carried over from the previous year.	Total attendance.
1	2	3	4	5	6	7	8	9	10	11
1949 ...	4,689	7,222	5,505	17,416	2,148	720	19,852	12,010	432	1,73,422
1950 ...	5,513	6,745	4,803	17,081	1,764	296	18,776	12,239	365	1,64,565
1951 ...	6,138	5,715	4,219	16,072	1,377	526	17,589	12,764	386	1,53,922
1952 ...	6,778	6,437	4,623	17,838	1,021	622	18,955	13,213	526	1,60,174
1953 ...	7,574	5,294	5,258	18,126	1,895	736	20,107	14,415	650	1,69,195

TABLE 61

DAILY AVERAGE ATTENDANCE AT THE VENEREAL DISEASE CLINIC.

New Patients	Males ...	54.6	Total 68.9	Total for Diagnosis and Treatment. 648.3	Total Daily Attendance.
	Females...	14.3			
Old patients	Males ...	408.3	Total 579.4		
	Females...	171.1			
Prophylaxis	Day ...	7.7	Total 39.5	Total for Prophylaxis. 39.5	687.8
	Night ...	31.8			
The average daily attendance during the last five years.					
1949	1950	1951	1952	1953	
692.0	686.7	683.7	671.3	687.8	

TABLE 62

CLASSIFICATION OF THE VENEREAL CASES TREATED.

	Males.	Females.	Total
I SYPHILIS			
(1) "Primary"	2,686	427	3,113
(2) "Secondary"	2,119	274	2,393
(3) "Late"	13,97	546	1,943
(4) "Congenital"	24	101	125
Total	6,226	1,348	7,574
II GONORRHOEA			
(1) Acute and Sub-Acute	2,037	460	2,547
(2) Chronic	2,224	487	2,711
Total	4,311	947	5,258
III Non-Syphilitic Sores			
	4,872	422	5,294
GRAND TOTAL	15,409	2,717	18,126

TABLE 63

FIELD WORK DONE BY THE HEALTH VISITORS OF THE LEPROSY CLINIC.

(1) Patients who had ceased attending and who were persuaded to resume treatment	160
(2) Contacts examined in Homes	1,863
(3) Contacts brought to the clinic for examination	275
(4) Leprosy patients discovered by examination of contacts	40
(5) Visits to the Homes of patients—First	905
Subsequent	6,861
(6) Talks on leprosy given	4,009
(7) Homes wherein isolation was arranged	1

TABLE 64

LARVICIDES USED

Name of the Article.	Quantity.	Cost.
		Rs. a. p.
D.D.T. Emulsion 25% Concentrate.	2,202½ gallons	28,632 8 0
B.H.C. Emulsion 100% G.I. Concentrate.	425 do.	10,645 0 0

1 gallon of D.D.T. or B.H.C. Emulsions 25% is capable of being increased to 25 to 40 gallons by adding water.

TABLE 65

WELLS, CISTERNS, ETC. FOUND BREEDING ANOPHELES MOSQUITOES.

Nature of Breeding place.	Month												Total.
	Jan.	Feb.	Mar.	April	May.	June.	July.	Aug.	Sept.	Oct.	Nov.	Dec.	
Open wells	3	1	5
Cisterns	1	1	...	1	1	4
Masonry tanks	2	1	1	14
Barrels, Tins	1	1
Gully-traps and Storm Water Entrances	1	1
Pools, low-lying lands, cellars, etc.	5	7	28	1	1	43
Reservoirs	2	1	2	5
Fountains	1	...	1	2
Others	1	...	3	3	2	1	1	8	2	...	21
Total	8	2	10	10	2	4	10	38	6	4	1	1	96

TABLE 66

WELLS, CISTERNS, ETC. FOUND BREEDING ANOPHELES.

Breeding noticed in.	Wards							Total.
	A	B	C	D	E	F	G	
Open wells	2	3	5
Cisterns	4	...	4
Masonry tanks	...	1	1	...	1	5	1	14
Barrels, Tins	1	1
Gully-traps and Storm Water Entrances	1	...	1
Pools, low-lying lands, cellars, etc.	...	1	2	1	8	15	11	43
Reservoirs	5	...	5
Fountains	2	...	2
Others	...	1	3	5	11	21
Total	3	6	1	10	25	41	10	96

TABLE 67

SPLEEN EXAMINATION OF THE MUNICIPAL SCHOOL CHILDREN.

Ward	No. of pupils examined	No. of pupils found with enlarged spleen.	Percentage.
A	840	2	0.2
B	1,303	4	0.3
C	5,351	23	0.4
D	4,638	4	0.09
E	10,105	23	0.2
F	10,696	28	0.2
G	10,656	13	0.1
Total	43,589	97	0.2

TABLE 68

Cases of Malaria treated at the Municipal Dispensaries.

Jan.	Feb.	March.	April.	May.	June.	July.	Aug.	Sept.	Oct.	Nov.	Dec.	Total.
6	9	5	4	2	5	5	6	10	5	8	2	67

TABLE 69

WELLS AND THEIR CONDITION ON 1ST JANUARY 1954.

Ward.	Total No. of wells.	No. of wells open or partially open.			No. of wells hermetically concrete covered with and without pump.		
		Total No.	Open.	T. D.	Total No.	With pump.	Without pump.
A	361	28	24	4	333	26	307
B	93	18	11	7	75	13	62
C	664	149	63	86	515	175	340
D	434	92	24	68	342	86	256
E	152	19	12	7	133	44	89
F	135	51	42	9	84	34	50
G	263	120	112	8	143	65	78
F Mills	8	1	1	...	7	1	6
G Mills	28	28	4	24
Total	2,138	478	289	189	1,660	448	1,212

TABLE 70

Wells filled in etc.

Ward.	Total number of wells	Dealt with.	
		Filled in	Covered Completely.
A	361
B	93
C	666	3	...
D	435	1	...
E	152
F	143
G	293	2	...
Total	2,143	6	1

TABLE 71

TREATMENT OF STORM WATER ENTRANCES

Ward.	No. of Storm water entrances.	No. of occasions they were treated.
A	2,955	1,53,180
B	1,834	77,353
C	1,963	86,372
D	2,189	87,897
E	4,157	22,413
F	5,246	1,88,856
G	3,732	1,85,404
Total	22,086	8,01,485

TABLE 72

TIFA FOGGING WORK.

Serial No.	Month	Tifa work Hrs.	Tifa done Mts.	PETROL		INSECTICIDE USED.		No. of houses fogged.	No. of lanes by-lanes and roads fogged.
				Tifa gallons.	Truck gallons.	Gallons.	Name of the insecticide.		
1	January	99	...	56	55	268	B. H. C. Solution.	3307	240
2	February	68	...	40	47	243	Do	2206	106
3	March	32	...	22	45	196	Do	650	30
4	April	52	30	39	46	151	Do.	1980	69
5	May	73	...	33	48	116½	Do	986	76
6	June	58	...	34	47	62½	DDT. Solution.	1826	109
7	July	68	...	66	81	124	Do	690	67
8	August	30	30	80	51	318	B. H. C. Solution	329	40
9	September	79	30	68	55	300	Do	595	29
10	October	25	...	62	69	300	Do.	570	39
11	November	23	30	68	92	300	DDT. Solution	520	50
12	December	32	...	97	111	234	Do.	1235	80

TABLE 73

INFECTIOUS DISEASES, DISINFECTIONS.

	Cases.	Cases removed to Hospitals.	Houses vacated.	Rooms disinfected.	Articles sterilized.
Plague	Nil.
Small-pox	693	152	...	701	297
Measles	..	8	...	164	...
Chicken-pox	..	97	...	523	71
Typhoid fever	1,736	168	...	1,917	196
Influenzal pneumonia	1	1	...
Cholera	66	4	...	32	81
Diarrhoea	...	82	...	596	54
Erysipelas
Leprosy	3	12	...
Tuberculosis	1,774	176	...	1,679	600
Cerebro-Spinal fever	7	1	...	3	..
Dead Rats	8	...
Poliomyelitis	41	5	...	32	...
Malaria
Diphtheria	1,040	109	...	1,105	71
Puerperal Fever	1
Typhus	39	7	...	55	9
Other Causes	...	6	...	334	15
Total	5,401	815	Nil.	7,162	1,394

TABLE 74
DISINFECTION WORK.

Name of disinfectant.	QUANTITIES OF DISINFECTANTS USED.			COST OF DISINFECTANTS USED.		
	For Dwellings and rooms.	For other places such as house gullies, drains, privies, etc.	Total.	for dwellings and rooms.	for other places.	Total.
				Rs. a. p.	Rs. a. p.	Rs. a. p.
Kerosene	164 tins.	143 tins.	307 tins.			
Lysol (Gals.)	1 gallon.	...	1 gallon.	1,113 9 6	967 2 0	2,080 11 6
Phenol	380 4 drums.	...	380 4 drums.	1,521 4 0	...	1,521 4 0
Dettol (Gals.)	115 gallons.	...	115 gallons.	508 5 0	...	508 5 0
Lysol	125½	...	125½	1,729 1 0	...	1,729 1 0
Flit (Gals.)	74 gallons.	...	74 gallons.	863 10 9	...	863 10 9
Bengal Coal & Coke (Tons)	5 Lbs.	...	5 Lbs.	9 8 0	...	9 8 0
Carbolic Acid (Lbs.)	19	...	19	945 0 0	...	945 0 0
D.D.T. (Technical) (Lbs.)	190	...	190	344 8 0	...	344 8 0
D.D.T. Solution 5% with kerosene (Gals.)	2	6,880	6,882	4 8 0	9,953 2 0	9,957 10 0
Disinfectant fluid (Gals.)	334	150	484	1,513 7 0	4,113 3 0	5,626 10 0
Chlorogen (Lbs.)	501½	...	501½	1,963 12 0	...	1,963 12 0
Pip. (Gals.)	80	...	80	152 0 0	...	152 0 0
Formaline (Lbs.)	9	...	9	81 0 0	...	81 0 0
Isol Powder (Bags.)	1	...	1	0 14 0	...	0 14 0
Pesterine (Gals.)	6	167	173	85 13 0	2,839 0 0	2,924 13 0
Sal. Hycol (Gals.)	978	...	978	559 0 0	...	559 0 0
Hydrochloric Acid (Lbs.)	458	...	458	1,718 0 0	...	1,718 0 0
B.H.C. L. C. 70 (7% G. I.) (Gals.)	600	...	600	150 0 0	...	150 0 0
B.H.C. 50% Powder	380	...	380	6,175 0 0	...	6,175 0 0
B.H.C. 5% Dust (Tons)	8 Tons.	...	8 tons.	26,365 0 0	...	26,365 0 0
B.H.C. 10% Emulsion (Gals.)	15 Cwts.	...	15 cwt.	3,239 6 0	3,239 6 0	6,478 12 0
Tropical Chloride of Lime (Cwts.)	11	...	11	10,645 0 0	...	10,645 0 0
Total	644	644	644	14,168 0 0	14,168 0 0	28,336 0 0

TABLE 75

MATERNITY AND CHILD WELFARE AND FAMILY PLANNING WORK.

(1) Number of confinements attended to at homes by the Health Visitors in the District	38
(2) Visits by the Health Visitors—	
Ante-natal	9,640
Natal	2,256
Post-natal	9,457
Infants and Pre-school age children	19,030
(3) Number of cases visited by the Medical Officers	2,781
(4) Number of cases registered in the Clinics:—	
Ante-natal	52,973
Post-natal	10,237
Infants	10,820
Others	2,687
(5) Total number of confinements in the Maternity Homes (Including 1,786 primiparae)...	9,343
(6) Number of cases not registered at the Ante-natal Clinics but confined in the maternity Homes	475
(7) Number of cases admitted	10,908
(8) Number of beds	129
(9) Total number of patients whose blood was taken for Kahn-test	1,051
(10) Total number of patients to whom aid was given	169
(11) Total number of visits by the Health Visitors for family Planning clinics	14,301
(12) Total attendance at the Family Planning Clinics—	
New	2,639
Old	3,683
(13) Total number of women given appliances free	3,923
(14) Total number of new-born babies B. C. G. Vaccinated	2,544
(15) Total number of women given Milk under Milk-distribution Scheme	1,617

TABLE 76
Attendance at the Municipal General Dispensaries.

Description of diseases	January.	February.	March.	April.	May.	June.	July.	August.	September.	October.	November.	December.	Total.
Measles	...	2	1	...	1	2	2	8
Whooping Cough	34	5	19	24	28	19	8	8	6	12	2	3	168
Dengue
Influenza	16	31	36	37	33	24	34	92	78	67	54	42	544
Dysentery	222	216	398	437	435	437	591	668	584	618	541	528	5,675
Diarrhoea	1,903	1,500	2,154	2,265	2,118	1,984	4,062	3,295	2,471	2,444	2,122	2,160	28,478
Malarial Fever	14	28	10	4	10	12	8	24	18	17	11	4	160
Fever not defined	3,680	3,289	4,650	5,883	5,448	4,261	6,266	6,087	5,922	5,726	4,948	4,904	61,064
Bronchitis and Asthma	297	283	270	321	390	298	563	579	712	572	440	517	5,242
Pneumonia	30	24	26	15	17	10	65	47	45	57	45	29	410
Diseases of the teeth	684	582	735	728	839	627	747	729	862	822	681	786	8,822
Ophthalmia	639	655	825	848	903	690	739	774	726	723	680	802	9,004
Corneal Ulcer	3	1	1	2	...	4	3	4	2	5	19	31	75
Ringworm	275	221	308	361	468	298	454	361	350	351	397	378	4,222
Scabies	655	516	576	596	765	519	598	652	609	606	582	653	7,327
Round Worms	672	574	641	606	742	555	712	742	706	686	570	626	7,832
All other diseases and injuries	14,053	12,926	14,134	15,444	14,851	13,070	18,189	17,722	18,016	17,686	14,616	13,598	1,84,305
Leprosy	6	4	2	2	3	6	4	4	4	7	5	1	48
Total new cases	23,183	20,857	24,785	27,573	27,050	2,2814	33,043	31,789	31,111	30,400	25,715	25,064	3,23,384

TABLE 77

ATTENDANCE AT THE MUNICIPAL EYE DISPENSARY AND HOSPITAL.

Year.	New patients.	Old patients.	Total.
1947	5,960	37,229	43,189
1948	9,929	62,402	72,331
1949	10,266	63,194	73,460
1950	9,760	63,456	73,216
1951	10,916	72,434	83,350
1952	11,704	72,726	84,430
1953	12,128	75,205	87,333

TABLE 78
POOR BOX CHARITY FUND
I.—Statement of Accounts.

RECEIPTS	Rs. a. p.	DISBURSEMENTS	Rs. a. p.
To Balance in hand on 31st March 1953		By supply of costly medicines, injections, etc., to poor patients	25,857 7 0
.. Balance with the Central Bank of India Ltd	16,382 6 4	.. Blood Transfusion charges and cost of plasma	3,660 0 0
.. Collection from out-door and ward box	20,526 1 0	.. Spectacles to patients	76 2 9
.. Donations	4,147 9 0	.. Establishment charges	924 0 0
<i>Interest—</i>		.. Dead Stock—Purchase of Radio sets	767 13 0
.. Allowed by the Bank of Current Account	39 3 0	.. Miscellaneous expenses	1,956 5 0
.. Collection on account of Medical Certificates	2,464 0 0	.. Purchase of 4% Bombay Municipal Debentures of 1963 of the face value of Rs. 10,000	9,925 0 0
.. Contribution towards blood transfusion and supply of plasma	1,400 0 0	.. Cash in Central Bank of India Ltd., on 31st March 1954	6,840 13 1
.. Miscellaneous Receipts	127 9 9		
.. Commission from Sale of P.A.S. etc.	1,050 1 9		
.. Amount accrued on securities by way of interest from time to time	3,870 10 0		
Total	50,007 8 10	Total	50,007 8 10

II.—Balance Sheet as on 31st March 1954.

LIABILITIES	Rs. a. p.	ASSETS	Rs. a. p.
Fund account balance on 31st March 1953	15,899 3 4	31st March 1954—	
Fund account balance with the A. R. Hospital	150 0 0	Cash in Hand:	Nil
Fund account balance with the G. T. B. Hospital	400 0 0	Balance with the Central Bank of India Ltd.	6,840 13 1
Fund account balance with the Haffkine Institute	10 0 0	Balance account with:	
<i>Add—</i>		(1) Medical Superintendent, A. R. Hospital	150
Excess of receipts over expenditure during 1953-54	383 6 9	(2) Medical Superintendent, G. T. B. Hospital	400
<i>Deposit Account—</i>		(3) Director, Haffkine Institute	10
Nurses Welfare Fund, Arthur Road Hospital	377 0 0	Investments (at cost)—	560 0 0
Servants Welfare Fund, Arthur Road Hospital	106 3 0	(1) Government Securities at cost (face value Rs. 67,300)	67,476 6 4
Government Securities (of the face value of Rs. 92,800)	92,402 10 4	(2) 4 per cent. Bombay Municipal Debentures of 1952-64 (of the face value of Rs. 25,500)	24,926 4 0
		(3) 4 per cent. Bombay Municipal Debentures of 1963 (of the face value of Rs. 10,000)	9,925 0 0
Total	1,09,728 7 5	Total	1,09,728 7 5

TABLE 79

PROGRESS OF THE IMPLEMENTATION OF MESSRS. IBCON'S RECOMMENDATION.

Department	Period	Actual Staff	Standard Staff	Percentage Reduction or Index
Malaria and Insecticide	Reference January 1953 to December 1953	493	293	59.4
	...	396	299	75.5
Vaccination	Reference January 1953 to December 1953	123	80	65.
	...	98	80	81.6
Sanitation	Reference January 1953 to December 1953	747	357	47.3
	...	489	357	73.
Head Office	Reference January 1953 to December 1953	104	73	70.1
	...	88	73	82.9
Total	Reference January 1953 to December 1953	1,467	803	54.7
	...	1,027	809	75.6

TABLE 79A

PROGRESS OF THE IMPLEMENTATION OF MESSRS IBCON'S RECOMMENDATIONS (CONSERVANCY BRANCH)

Category	Period	ACTUAL STAFF			Standard Staff	Index
		Basic	Leave substitutes	Total		
1	2	3	4	5	6	7
(I) Motor-Loaders	Ref. period	1,354	74	1,428	475	33.2
	December 1952	1,045	57	1,102	475	43.0
	December 1953	898	47	945	475	50.3
(II) Scavengers (including Street Boys, Cart-Drivers, Dust-bin Cleaners).	Ref. period	5,088	335	5,423	3,945	72.7
	December 1952	5,050	257	5,307	3,945	74.3
	December 1953	4,848	254	5,102	3,945	77.3
(III) Basket-Haulkhores, Latrine Cleaners, Siding, Gully Flushing, Road Scraping, Rat Catching, Workshop, Stable and Chawls Bigaris.	Ref. period	1,721	93	1,814	1,203	...
	December 1952	1,688	74	1,762	1,203	...
	December 1953	1,597	59	1,656	1,203	72.6
(IV) Rest of the staff (Supervisory and Clerical).	Ref. period	922	31	953	355	...
	December 1952	902	25	927	355	...
	December 1953	877	7	884	355	...

Note.—No Index has been shown against Part III and IV as the Reports of Messrs. Ibccon Ltd. were not received.

TABLE 80

Admission, deaths and average number of patients during the year 1953, at the City Fever Hospitals, Arthur Road.

Months.	Small-pox.	Chicken-pox.	Measles.	Mumps.	Diphtheria	[C. S. Fever.	Influenza.	Whooping Cough.	Enteric Fever.	B.-Dy-sentery.	Cholera.	Typhus Fever.	Anterior Polio-myelitis.	Other Diseases.	Total.	Dis-charged.	Deaths.	Daily Average No. of Patients.
January	43	119	11	25	58	1	3	2	60	5	...	214	541	510	31	230
February	82	242	8	14	67	1	1	1	62	4	...	201	683	649	34	249
March	114	258	25	11	96	...	2	...	72	4	...	5	...	240	828	771	57	313
April	129	78	56	13	117	2	122	1	1	10	...	234	763	697	66	333
May	91	35	31	15	79	...	2	1	137	...	1	5	...	206	603	544	59	299
June	85	16	19	16	86	6	104	2	1	4	1	277	617	564	53	275
July	59	5	12	22	123	2	251	19	2	3	...	443	941	874	67	346
August	20	7	9	11	137	5	336	28	30	527	1,117	1,056	61	444
September	11	4	15	12	151	7	277	18	29	4	...	439	968	891	77	459
October	13	12	43	13	164	1	272	14	13	10	...	340	895	834	61	436
November	19	16	68	19	154	6	216	7	7	5	...	475	992	943	49	428
December	64	79	48	26	238	1	...	2	147	8	241	854	799	55	457
Grand Total	730	871	345	197	1,470	4	16	35	2,056	101	84	55	1	3,837	9,802	9,132	670	356

TABLE 81

Admissions from 1950 to 1953 at the City Fever Hospital.

Year.	Small-pox.	Chicken-pox.	Measles.	Mumps.	Diphtheria.	C.S. Fever.	Erysipelas.	Influenza.	Whooping Cough.	Enteric Fever.	B. Dy-sentery.	A. Dy-sentery.	Cholera	Plague.	Typhus Fever.	Anterior Polio-myelitis	Other diseases	Total.	Deaths.	Dis-charged.	Daily Average No. of patients.
1950	815	1,337	165	87	384	12	1	114	7	1,208	38	...	326	2	21	...	2,414	6,931	645	6,286	195
1951	1,276	992	156	172	569	10	...	63	13	1,154	42	4	2	1	91	4	2,180	6,726	599	6,127	218
1952	394	688	186	186	756	4	...	39	33	1,554	22	7	12	2	48	1	2,951	6,883	584	6,299	229
1953	730	871	345	197	1,470	4	...	16	35	2,056	101	...	84	...	55	1	3,837	9,802	670	9,132	356

TABLE 82

Particulars regarding the patients treated at the City Fever Hospital.

Particulars.	Small-pox.	Chicken-pox.	Measles.	Mumps.	Diphtheria.	C. S. Fever.	Influenza.	Whooping Cough.	B. Dy-sentery.	Enteric Fever.	Typhus fever.	Cholera.	Anterior Polio-myelitis.	Plague.	Other diseases.	Total.
Patients remaining on 31st December 1952	9	18	3	10	25	1	...	2	...	89	2	59	218
Patients admitted from 1st January 1953 to 31st December 1953....	730	871	345	197	1,470	4	16	35	101	2,056	55	84	1	...	3,837	9,802
Total treated	739	889	348	207	1,495	5	16	37	101	2,145	57	84	1	...	3,896	10,020
Discharged	555	843	323	201	1,305	2	16	33	101	1,790	56	56	3,664	8,945
Died	152	4	11	2	111	3	...	2	...	205	1	28	1	...	150	670
Case Mortality rate	20.8%	0.46%	3%	1%	7.5%	75%	...	5.7%	...	9.9%	1.8%	33.3%	100%	...	3.9%	6.8%
Patients remaining on 31st December 1953.	32	42	14	4	79	2	...	150	82	405
Maximum No. of beds occupied on one day.	570 on 2nd December 1953.															

TABLE 83

BED ACCOMMODATION AT THE ARTHUR ROAD HOSPITAL.

Wards.	No of beds.	REMARKS.
Nos. 1, 2 and 3 (19 beds each) ...	57	These wards are in a dilapidated condition and can be used temporarily during epidemics only.
Nos. 4, 5 and 6 (25 beds each) ...	50	These wards are in a more dilapidated condition and one of them only can be used temporarily during epidemics.
No. 7. with 14 beds ...	14	It has been improvised as a Lecture Hall and is not available for accommodation of Patients ordinarily as well as during epidemics.
Total accommodation available ...	82	For temporary period during epidemics only.
No. 14 and 16 (36 beds each) ...	72	
Semi-permanent Ward Nos. 17 and 18 constructed during the Small-pox epidemic in 1944 (50 beds each)	100	
Total accommodation available in Small-pox Section (for use during non-epidemic period)	172	
Ward No. 8 (14 beds) ...	14	Constructed mosquito proof and reserved for Yellow Fever Cases.
	186	
<i>General Unit (For treatment of infectious diseases other than Small-pox).</i>		
Ward Nos. 9, 10, 11 and 12 (14 beds each) ...	56	
Ward Nos. 13 and 15 (36 beds each) ...	72	
	128	
Grand Total (Small-pox and General Unit).	314	

TABLE 84

AVERAGE WEEKLY COST PER PATIENT ADMITTED AT THE CITY FEVER HOSPITAL, ARTHUR ROAD.
(Excluding Establishment Charges).

Particulars.	1950.	1951.	1952.	1953.
	Rs. a. p.	Rs. a. p.	Rs. a. p.	Rs. a. p.
Drugs, dressings, & ...	8 11 5	7 9 11	9 4 9	9 3 7
Disinfectants ...	0 6 3	0 5 11		
Diet ...	11 2 6	11 4 3	13 0 3	12 2 3
Clothing ...	3 2 4	3 0 5	1 10 10	1 12 7
Store ...	1 8 6	1 7 11	2 8 3	1 15 6
Total per week ...	24 15 0	23 12 5	26 8 1	25 1 11
Total no. of patients admitted new	6,931	6,726	6,883	9,802

TABLE 85

TOTAL COST PER PATIENT PER DAY AT THE CITY FEVER HOSPITALS, ARTHUR ROAD,
(INCLUDING ESTABLISHMENT CHARGES).

Particulars.	Amount.
	Rs. a. p.
Diet ...	1 11 9
Stores and Linen ...	0 8 7
Drugs, Dressings, etc. ...	1 5 1
Lighting } ...	0 4 2
Miscellaneous } ...	
Repairs, etc. ...	0 1 6
Establishment ...	4 3 11
Total ...	8 3 0

TABLE 86

The City Fever Hospital Employees' Co-operative Credit Society Ltd.

Number of members	Share capital subscribed	Amount of loan granted	Amount of loan recovered	Amount of Reserve Fund	Class
	Rs. a. p.	Rs. a. p.	Rs. a. p.	Rs. a. p.	
204	32,569 8 0	49,150 0 0	40,640 0 0	1,957 10 6	"A"

TABLE 87

SMALL-POX CASES TREATED IN THE CITY FEVER HOSPITAL, ARTHUR ROAD DURING THE YEAR 1953. (AGE GROUPS)

Years.	Vaccinated Admissions.				Unvaccinated Admissions.			
	Total.	Cured.	Deaths.	Mortality %	Total.	Cured.	Deaths.	Mortality %
0-6 months	4	3	1	25%	26	14	12	46%
7 months - 1 year	3	2	1	33.33%	13	5	8	61.53%
2 years	18	10	8	44.4%	21	12	9	42.8%
3 years	14	10	4	28.6%	15	9	6	40%
4 years	8	6	2	25%	8	7	1	12.5%
5 years	7	7	Nil.	Nil.	6	6	Nil.	Nil.
6-10 years	31	26	5	16%	19	16	3	15.7%
11-15 years	39	34	5	12.8%	17	13	4	23.52%
16-20 years	130	121	9	6.9%	73	57	16	21.9%
21-25 years	127	110	17	13.48%	43	29	14	32.55%
26-30 years	54	44	10	18.5%	15	7	8	53.33%
31-35 years	11	10	1	9%	5	4	1	20%
36-40 years	7	5	2	28.6%	2	Nil.	2	100%
41-50 years	6	4	2	33.33%	3	2	1	33.33%
51-60 years	4	4	Nil.	Nil.	Nil.	Nil.	Nil.	Nil.
61 & above	1	1	Nil.	Nil.	Nil.	Nil.	Nil.	Nil.
Grand Total	464	397	67	16.9%	266	181	85	31.9%

TABLE 88

DETAILS OF SMALL-POX CASES AND DEATHS ADMITTED TO THE CITY FEVER HOSPITAL

Classification	Admission	Deaths	Recovered	Case Mortality rate
(1) Haemorrhagic	25	25	0	100%
(2) Confluent	58	45	13	77.6%
(3) Semi-confluent	281	82	199	29.9%
(4) Discrete	366	0	366	0%
Total	730	152	578	20.8%

TABLE 92

INCIDENCE BY AGE OF DIPHTHERIA CASES ADMITTED IN THE CITY FEVER HOSPITAL,
DURING THE YEAR 1953.

Age in Year	0—1		2—5		6—10		11— & onwards.		Total	
	Cured	Died	C.	D.	C.	D.	C.	D.	C.	D.
Male ...	72	25	342	22	170	8	143	2	727	57
Female ...	64	17	238	32	173	3	157	2	632	54
Total ...	136	42	580	54	343	11	300	4	1359	111

TABLE 93

CLINICAL TYPES OF CASES OF DIPHTHERIA ADMITTED DURING THE YEAR 1953.

Types of Cases.	Admissions.	Deaths.	Case fatality rate.	Case fatality excluding moribund cases.
(1) Faucial ...	926	20	2.1%	0.6%
(2) Laryngeal ...	83	19	22.9%	4.8%
(3) Nasal ...	121
(4) Pharynx ...	3
(5) Tongue ...	2
(6) Haemorrhagic ...	6	3	50%	16.7%
(7) Lips and Tongue, Cheeks, palate & faucial ...	1	1	100%	...
(8) Faucial and Laryngeal ...	201	64	31.8%	5%
(9) Faucial and Nasal ...	36	4	11%	2.9%
(10) Faucial and Aural ...	3
(11) Faucial and Pharyngeal ...	6
(12) Faucial, Laryngeal and Vulval ...	1
(13) Epiglottis ...	6
(14) No membrane ...	75

TABLE 94

SYMPTOMS AND COMPLICATIONS IN THE CASES OF ENTERIC FEVER, ADMITTED IN THE
CITY FEVER HOSPITAL, ARTHUR ROAD, DURING THE YEAR 1953.

Symptoms and complications	No. of cases of Enteric Fever.	Percentage of the total number of Enteric Fever admitted cases	No. of cases recovered.	No. died.	Fatality rate.
Toxaemia ...	703	34.2%	542	161	22.9%
Broncho-Pneumonia ...	635	30.8%	546	89	14%
Parotitis ...	25	1.2%	25
Relapse ...	161	7.8%	151	10	6.2%
Haemorrhage per rectum ...	165	7.8%	144	21	12.7%
Failure of peripheral circulation. ...	177	8.6%	65	112	63.2%
Diarrhoea & dehydration. ...	356	17.5%	284	72	20.2%

TABLE 95

ENTERIC FEVER: CASE AND FATALITY RATE, 1940 TO 1953.

Year.	Admissions.	Deaths.	Recovered.	Case fatality rate.	Case fatality rate excluding moribund cases.
1940	184	50	134	27.2%	24.0%
1941	360	107	253	29.7%	26.2%
1942	595	104	491	17.4%	15.4%
1943	715	189	526	26.4%	23.5%
1944	624	143	475	23.8%	22.2%
1945	1,186	229	957	19.3%	17.6%
1946	1,790	149	641	18.9%	13.9%
1947	1,464	251	1,213	17.1%	13.8%
1948	2,486	440	2,046	17.6%	11.8%
1949	3,065	455	2,610	14.8%	11.2%
1950	1,208	197	1,011	16.3%	12.2%
1951	1,153	128	1,025	11.1%	8.0%
1952	1,554	250	1,304	16%	12.2%
1953	2056	205	1,851	10.0%	7.2%

TABLE 96

INCIDENCE BY AGE OF ENTERIC FEVER CASES ADMITTED IN THE CITY FEVER HOSPITAL, ARTHUR ROAD, DURING THE YEAR 1953.

Age in year.	0 — 10		11 — 20		21 — 30		31 — 40		41 — 50		51 & above		Total.	
	Cured	Died	C.	D.	C.	D.	C.	D.	C.	D.	C.	D.	C.	D.
Male ...	90	11	450	41	662	58	174	28	40	8	7	1	1,423	147
Female...	84	2	163	23	128	18	40	3	14	4	3	4	432	54
Total...	174	13	613	64	790	76	214	31	54	12	10	5	1,855	201

TABLE 97

CEREBRO-SPINAL FEVER CASES ADMITTED IN THE CITY FEVER HOSPITAL ARTHUR ROAD DURING THE YEARS 1940 TO 1953 AND CASE FATALITY RATES.

Year	Admissions.	Deaths.	Recovered.	Mortality rate.	Mortality rate excluding moribund cases
1940	73	25	48	34.2%	17.3%
1941	66	29	37	44.0%	19.5%
1942	55	13	42	23.5%	15.8%
1943	213	57	156	26.4%	17.2%
1944	148	55	93	37.1%	21.1%
1945	270	85	185	31.4%	15.5%
1946	116	40	76	34.4%	11.2%
1947	51	20	31	39.2%	15.6%
1948	63	25	38	39.6%	20.6%
1949	41	21	20	51.2%	24.3%
1950	12	7	5	58.3%	Nil
1951	10	5	5	50%	30%
1952	4	...	4	Nil	Nil
1953	4	3	1	75.0%	50.0%

TABLE 98
 CASES OF CEREBRO-SPINAL FEVER ADMITTED IN THE CITY FEVER HOSPITAL,
 ARTHUR ROAD DURING THE YEAR 1953—INCIDENCE BY AGE.

Age in Years.	0-10		11-20		21-30		31-40		41 and above.		Total.	
	Cured	Died	C.	D.	C.	D.	C.	D.	C.	D.	C.	D.
Male	2	2
Female	..	1	1	1	1
Total	..	1	1	2	1	3

TABLE 99
 CHOLERA ADMISSIONS AND DEATHS IN THE CITY FEVER HOSPITAL,
 ARTHUR ROAD, FROM 1940 TO 1953.

Year.	Admissions.	Deaths.	Recovered.	Mortality rate.	Mortality rate excluding moribund cases.
1940	9	6	3	66%	..
1941	16	6	10	37%	..
1942
1943	25	9	16	36%	..
1944	1	..	1
1945	86	34	52	39.5%	12.6%
1946	2	2	..	100%	..
1947	113	28	85	24.7%	4.4%
1948	42	9	33	21%	9%
1949	7	2	5	28.5%	..
1950	326	39	287	11.9%	7.4%
1951	2	1	1	50%	..
1952	12	4	8	33.3%	8.3%
1953	84	28	56	33.3%	6.0%

TABLE 100

MATERIALS EXAMINED AT THE CLINICAL LABORATORY AT THE ARTHUR ROAD HOSPITAL, DURING THE YEAR 1953.

(A) Investigations—					
(1) Pathological—					
(i)	Routine examination of urine	1,938
(ii) Examination of Blood—					
(1)	Cytological examination	2,256
(2)	Grouping and matching of blood for transfusion	240
(iii)	Examination of faeces...	148
(iv)	Examination of sputa	344
(v) Examination of Puncture Fluid:—					
(a)	Cerebro-spinal fluid	336
(b)	Plus from boil.	4
(2) Bacteriological—					
(1) Urine—					
(a)	Cultural examination	2
(2) Blood—					
(a)	Cultural examination	10
(b) Serological examination—					
(1)	Widal reaction	7,044
(2)	Kahn Test...	296
(3)	Napier Aldehyde Test	1
(4)	Weil Felix.	2,140
(iii) Puncture Fluid-Cultural examination—					
(1)	Cerebro-spinal fluid	11
(iv) Cultural examination of—					
(1)	Throat Swab	1,601
(2)	Nasal swab	182
(3)	Tongue swab	1
(4)	Cheek swab	1
(5)	Vaginal swab	4
(6)	Ear swab	6
(7)	Rectal swab	893
(v) Examination for the presence of micro-organisms—					
(C. Diphtheria) :—					
(1)	Throat swab	7,298
(2)	Nasal swab	923
(3)	Eye swab	4
(4)	Tongue swab	12
(5)	Ear swab	23
(6)	Vaginal swab	11
(7)	Lip swab	2
(8)	Mouth swab	2
(9)	Cheek swab	5
(10)	Palate swab	3
(11)	Trachial swab	2
(12)	Vulval swab	1
(vi) Examination for the presence of micro-organisms (V. Cholera).					
(1)	Rectal swab	2,893
(3) Bio-Chemical—					
(1) Cerebo-spinal-fluid—					
(a)	Chlorides	336
(2) Blood—					
(a)	Van Den Bergh's test	162
(b)	Icterus Index	117
Total					29,302
(B) Injectable materials prepared—					
	Normal saline...	8997 bottles (1×500 c.c.).
	Hypertonic saline	5451 bottles (1×900 c.c.).
	Sterile Distilled Water for dissolving Penicillin, Glucose, etc.	31 bottles (1×500 c.c.).
(C) Sterilised apparatus for 160 blood transfusions was supplied by the laboratory.					

TABLE No. 101

Statement of Samples examined chemically at the Municipal Laboratory.

Received from.	WATER.			FOOD-STUFFS.													OTHER FOOD-STUFFS.					Miscellaneous.					TOTAL.			
	Bombay.	Well.	Other.	Mill.	Ghee.	Butter.	Vegetable Product.	Margarine.	Tea and Tea Dust.	Coffee.	Turmeric Powder.	Sago.	Zira.	Curd.	Curry Powder.	Chilli Powder.	Oils.	Aerated Waters.	Food Grains.	Flour.	Prepared Tea.	Miscellaneous.	Chemicals.	Int.	Paint.	Soap.		Miscellaneous.	Urine.	
The Inspectors from A & B Wards	3	740	79	114	26	...	36	2	8	5	13	9	367	5	...	8	68	15	1498
Do. C & D Wards	...	9	9	1066	240	98	74	...	120	18	22	1	30	1	24	1	265	11	...	8	128	6	2131
Do. E Ward	...	1	12	645	33	61	60	3	16	3	27	14	12	2	1	17	411	1	...	13	239	1571
Do. F Ward	...	2	...	280	45	68	5	...	16	3	2	3	5	1	98	2	80	605
Do. G Ward	3	334	40	68	17	8	24	5	13	7	12	34	1	4	266	5	...	7	122	9	979
Do. Suburbs	...	88	27	1614	151	32	10	...	12	22	2	1	27	3	...	22	565	21	...	4	222	8	1	...	2832	
The M. A. (Food)	2984	287	836	51	18	47	63	57	138	2	41	463	19	401	3	5410
The Food Inspectors	8099	203	135	85	3	18	15	22	39	65	9	4	12	1786	1	1020	3	2	...	11518	
The Asst. Health Officer A & B Wards	102	102
The Municipal Commissioner	1	73	74
The Municipal Hospitals	254	2	16	7	279
The Controller of Stores	77	46	32	155
The Superintendent of License	354	354
The Asst. Superintendent of License (Sub.)	60	60
The Hydraulic Engineer	168	...	33	11	...	212
The Chief Engineer (D.T.)	1	17	18
The Other Municipal Authorities	72	1	6	...	13	4	...	1	15	746	658	
Private Parties	17	15	406	262	245	4	1	3	2	3	61	5	...	7	1	...	14	4	341	391		
TOTAL	240	119	125	16422	1355	1668	328	32	293	132	156	208	166	92	27	69	4282	51	102	67	2281	62	414	74	77	46	72	1087	30047	

71

TABLE No. 102
Samples examined Bacteriologically.

RECEIVED FROM.	Water.			Samples for Diagnostic purposes.									Miscellaneous										TOTAL.
	Bombay.	Well.	Other.	Sputum for T. B.	Sputum for Other Tests	Swab for Diphtheria.	Blood for Malaria Parasites.	Blood for Differential Count.	Blood for other Tests.	Smear for Gonococci.	Stool for General Examination.	Vaccine	Disinfectants	Aerated water.	Ice-Cream	Ice-candy.	Ice	Milk	Mutton and Beef	Miscellaneous food-stuffs	Swabs from utensils from Eating Houses	Miscellaneous	
The Insps. from A & B Wards	6	56	395	7	...	4	14	10	...	492	
" " " C & D "	8	11	546	12	9	1	...	3	...	37	39	...	666
" " " E "	4	16	505	10	...	5	2	36	...	578	
" " " F "	8	353	9	4	...	8	25	...	407	
" " " G "	10	240	7	2	7	...	3	...	26	...	295	
" " " Suburbs.	19	8	640	3	...	1	671	
The Supdt. of Vaccination.	60	22	60	
The Controller of Stores	22	
The Hydraulic Engineer ...	168	24	168	360	
The Chief Engineer (D. T.)	24	24	
M.A. (Bombay Port Trust)	431	431	
The Other Municipal Authorities ...	72	1	12	1330	73	2	1624	650	95	161	277	4	2	...	3	...	4307	
Private Parties	3	33	58	...	6	...	10	1	46	5	4	5	85	18	...	1	275	
Total ...	240	65	777	1388	73	2687	1624	660	96	207	282	60	22	45	15	13	8	20	85	109	110	2	8588
	No. found unsatisfactory.			...	No. found.	...	Positive.	No. found.	unsatisfactory.	
	...	57	115	155	51	13	58	92	30	19	1	7	7	13	1	28	73

TABLE 103.
Samples of Food-Stuffs examined under the Bombay Prevention of Adulteration.

RECEIVED FROM—	MILK.		GHEE.		BUTTER.		VEGETABLE PRODUCT.		MARGARINE.		TEA DUST.		COFFEE.		TURMERIC.		SAGO.		ZEERA		CURDS.		CURRY POWDER.		CHILLI POWDER.		OILS.		PR. TEA.		AERATED. WATERS.	
	Total.	Below the Standard.	Total.	Below the Standard.	Total.	Below the Standard.	Total.	Below the Standard.	Total.	Below the Standard.	Total.	Below the Standard.	Total.	Below the Standard.	Total.	Below the Standard.	Total.	Below the Standard.	Total.	Below the Standard.	Total.	Below the Standard.	Total.	Below the Standard.	Total.	Below the Standard.	Total.	Below the Standard.	Total.	Below the Standard.		
The Inspectors from A and B Wards	556	79	66	3	96	29	21	34	...	2	1	8	...	5	5	13	9	...	345	9	68	11	5	...
.. .. C and D ..	633	88	209	16	88	24	70	113	...	18	9	22	...	1	1	30	...	1	1	24	...	1	...	236	7	128	38	11	...
.. .. E Ward	442	82	27	2	41	9	53	1	3	...	14	...	3	2	27	...	14	14	12	...	2	...	1	...	17	...	371	10	239	58	1	...
.. .. F ..	206	62	37	4	54	17	5	16	...	3	2	2	...	3	3	5	1	...	85	1	80	13	2	...	
.. .. G ..	270	104	37	2	55	16	11	2	1	...	23	...	5	2	13	...	7	7	12	1	34	14	1	...	4	...	214	7	122	20	5	2
.. .. Suburbs	1137	424	151	7	32	12	10	12	2	22	17	2	...	1	1	27	...	3	1	22	...	565	7	222	25	21	...
The M. A. Food	2823	1,225	287	34	836	327	51	...	18	...	47	...	63	49	57	...	138	138	2	...	41	11	463	7	401	915	
The Food Inspectors	6,121	1,313	203	8	135	31	85	...	3	...	17	...	15	6	22	1	39	39	65	...	9	3	1	...	12	...	1,717	26	1,020	206	1	...
Total ...	12,188	3,377	1,017	75	1,337	44	306	3	25	...	276	2	131	88	153	1	208	208	166	1	90	30	27	...	66	...	3,996	74	2,280	485	46	2

TABLE 104
Chemical analysis of Bombay waters samples
(1953)
Parts per 100,000

SOURCE.	January.		February.		March.		April.		May.		June.		July.		August.		September.		October.		November.		December.	
	I	II	I	II	I	II	I	II	I	II	I	II	I	II	I	II	I	II	I	II	I	II	I	II
<i>Tansa Water from the Tansa Lake:—</i>																								
Total Solids ...	10.8	10.0	11.0	11.0	11.0	11.0	9.0	9.0	9.0	9.0	10.0	9.0	9.0	9.0	9.0	9.0	9.0	9.0	9.0	9.0	8.0	8.0	9.0	9.0
Chlorides (Cl.) ...	0.8	0.8	0.8	0.8	0.8	0.8	0.8	0.8	0.8	0.8	0.8	0.8	0.8	0.8	0.8	0.8	0.8	0.8	0.8	0.8	0.8	0.8	0.8	0.8
Free Ammonia ...	0.001	0.001	0.003	0.001	0.001	0.003	0.003	0.001	0.001	0.004	0.001	0.003	0.004	Nil.	Nil.	0.008	Nil.	0.004	Nil.	0.001	Nil.	0.001	Nil.	0.002
Albuminoid Ammonia ...	0.012	0.007	0.004	0.004	0.004	0.004	0.004	0.004	0.006	0.006	0.007	0.006	0.006	0.008	0.008	0.011	0.007	0.007	0.010	0.010	0.016	0.004	0.010	0.012
Oxygen Absorbed at 80°F. (Tidy's Process)...	0.074	0.050	0.077	0.032	0.032	0.042	0.042	0.038	0.045	0.048	0.040	0.050	0.075	0.050	0.032	0.050	0.038	0.027	0.030	0.048	0.030	0.025	0.067	0.048
<i>Tansa Water from the 48' Tansa Main at Sion Cabin:—</i>																								
Total Solids ...	9.0	9.0	11.0	11.0	11.0	11.0	8.0	9.0	9.0	9.0	10.0	9.0	9.0	9.0	9.0	9.0	9.0	8.0	9.0	8.0	8.0	8.0	8.0	9.0
Chlorides (Cl.) ...	0.8	0.8	0.8	0.8	0.8	0.8	0.8	0.8	0.8	0.8	0.8	0.8	0.8	0.8	0.8	0.8	0.8	0.8	0.8	0.8	0.8	0.8	0.8	0.8
Free Ammonia ...	Nil.	Nil.	Nil.	Nil.	Nil.	Nil.	Nil.	Nil.	0.004	Nil.	Nil.	Nil.	Nil.	Nil.	Nil.	0.008	Nil.	Nil.	Nil.	Nil.	Nil.	Nil.	0.008	0.002
Albuminoid Ammonia ...	0.012	0.004	0.004	0.004	0.004	0.003	0.003	0.004	0.006	0.006	0.006	0.004	0.008	0.004	0.005	0.006	0.006	0.004	0.012	0.012	0.012	0.006	0.010	0.006
Oxygen Absorbed at 80°F. (Tidy's Process)...	0.046	0.032	0.045	0.032	0.032	0.035	0.035	0.028	0.042	0.042	0.035	0.032	0.058	0.038	0.028	0.048	0.035	0.024	0.028	0.045	0.027	0.022	0.030	0.038
<i>Tansa Water from the Inlet at Malabar Hill Reservoir:—</i>																								
Total Solids ...	9.0	9.0	11.0	11.0	11.0	11.0	8.0	9.0	9.0	9.0	10.0	9.0	9.0	9.0	9.0	9.0	9.0	8.0	9.0	8.0	8.0	8.0	9.0	9.0
Chlorides (Cl.) ...	0.8	0.8	0.8	0.8	0.8	0.8	0.8	0.8	0.8	0.8	0.8	0.8	0.8	0.8	0.8	0.8	0.8	0.8	0.8	0.8	0.8	0.8	0.8	0.8
Free Ammonia ...	Nil.	Nil.	Nil.	Nil.	Nil.	Nil.	0.001	Nil.	0.001	0.001	Nil.	0.001	Nil.	Nil.	Nil.	Nil.	Nil.	Nil.	Nil.	0.001	0.016	0.002	0.001	Nil.
Albuminoid Ammonia ...	0.009	0.004	0.004	0.004	0.004	0.004	0.006	0.003	0.007	0.004	0.007	0.004	0.012	0.006	0.004	0.004	0.002	0.007	0.006	0.007	0.012	0.012	0.006	0.008
Oxygen Absorbed at 80°F. (Tidy's Process)...	0.037	0.032	0.032	0.028	0.028	0.032	0.038	0.036	0.040	0.040	0.038	0.036	0.062	0.040	0.030	0.035	0.025	0.025	0.026	0.040	0.026	0.021	0.028	0.028
<i>Tulsi Water from Tulsi Lake:—</i>																								
Total Solids ...	13.1	13.0	13.0	14.0	13.0	12.0	14.0	14.0	14.0	13.0	14.0	14.0	11.0	12.0	12.0	12.0	12.0	12.0	12.0	12.0	12.0	12.0	12.0	12.0
Chlorides (Cl.) ...	1.2	1.3	1.4	1.4	1.4	1.0	1.4	1.4	1.4	1.2	1.4	1.4	1.0	1.1	1.0	1.0	1.2	1.0	1.0	1.0	1.0	1.0	1.2	1.2
Free Ammonia ...	Nil.	Nil.	0.001	Nil.	Nil.	Nil.	0.001	Nil.	0.003	0.004	Nil.	0.008	0.001	Nil.	Nil.	0.001	Nil.	Nil.	Nil.	0.001	0.008	0.001	0.004	0.004
Albuminoid Ammonia ...	0.016	0.007	0.006	0.006	0.006	0.006	0.009	0.010	0.014	0.020	0.015	0.014	0.032	0.016	0.008	0.017	0.018	0.012	0.014	0.024	0.023	0.016	0.022	0.018
Oxygen Absorbed at 80°F. (Tidy's Process)...	0.087	0.055	0.086	0.078	0.068	0.048	0.065	0.065	0.065	0.085	0.055	0.098	0.085	0.091	0.057	0.072	0.068	0.049	0.052	0.072	0.060	0.088	0.142	0.062
<i>Tansa Water from 57' Tansa Main at Bandra Cabin:—</i>																								
Total Solids ...	9.0	9.0	11.0	11.0	11.0	11.0	9.0	9.0	9.0	9.0	9.0	9.0	9.0	9.0	9.0	9.0	9.0	8.0	8.0	8.0	8.0	8.0	9.0	9.0
Chlorides (Cl.) ...	0.8	0.8	0.8	0.8	0.8	0.8	0.8	0.8	0.8	0.8	0.8	0.8	0.8	0.8	0.8	0.8	0.8	0.8	0.8	0.8	0.8	0.8	0.8	0.8
Free Ammonia ...	Nil.	Nil.	0.001	0.001	Nil.	Nil.	Nil.	0.001	Nil.	0.001	Nil.	Nil.	0.008	Nil.	Nil.	Nil.	Nil.	Nil.	0.001	0.003	0.012	Nil.	Nil.	Nil.
Albuminoid Ammonia ...	0.009	0.008	0.006	0.004	0.004	0.004	0.003	0.006	0.006	0.002	0.001	0.006	0.011	0.006	0.003	0.004	0.008	0.004	0.006	0.008	0.034	0.006	0.008	0.006
Oxygen Absorbed at 80°F. (Tidy's Process)...	0.049	0.040	0.042	0.032	0.028	0.032	0.035	0.035	0.038	0.035	0.036	0.036	0.065	0.042	0.030	0.035	0.028	0.023	0.024	0.040	0.028	0.088	0.040	0.003

TABLE 104—(Contd.)

SOURCE.	January.		February.		March.		April.		Mry.		June.		July.		August.		September.		October.		November.		December.	
	I	II	I	II	I	II	I	II	I	II	I	II	I	II	I	II	I	II	I	II	I	II	I	II
Vehar Water from the Vehar Lake:—																								
Total Solids	13.0	13.0	12.0	12.0	12.0	13.0	12.0	12.0	12.0	11.0	13.0	13.0	12.0	12.0	13.0	13.0	13.0	13.0	13.0	13.0	13.0	11.0	13.0	13.0
Chlorides (Cl.)	1.2	1.2	1.2	1.0	1.2	1.2	1.2	1.2	1.2	1.1	1.2	1.2	1.0	1.0	1.2	1.2	1.2	1.1	1.1	1.1	1.0	1.1	1.2	1.2
Free Ammonia	0.001	Nil.	0.001	Nil.	Nil.	Nil.	0.003	0.001	0.001	0.001	0.001	0.004	Nil.	0.001	Nil.	Nil.	Nil.	Nil.	Nil.	Nil.	Nil.	0.010	0.003	0.001
Albuminoid Ammonia	0.023	0.006	0.010	0.012	0.006	0.007	0.006	0.009	0.011	0.012	0.011	0.012	0.007	0.012	0.009	0.018	0.012	0.011	0.016	0.018	0.022	0.009	0.020	0.038
Oxygen Absorbed at 80°F. (Tidy's Process)	0.081	0.050	0.087	0.065	0.064	0.055	0.055	0.068	0.069	0.065	0.078	0.088	0.075	0.091	0.049	0.065	0.084	0.033	0.042	0.088	0.070	0.062	0.150	0.068
Tansa Water from the Inlet at Bhandarwada Reservoir:—																								
Total Solids	9.0	9.0	11.0	11.0	11.0	11.0	8.0	9.0	8.0	9.0	9.0	9.0	9.0	9.0	9.0	9.0	8.0	8.0	9.0	8.0	8.0	8.0	9.0	9.0
Chlorides (Cl.)	0.8	0.8	0.8	0.8	0.8	0.8	0.8	0.8	0.8	0.8	0.8	0.8	0.8	0.8	0.8	0.8	0.8	0.8	0.8	0.8	0.8	0.8	0.8	0.8
Free Ammonia	Nil.	Nil.	0.001	Nil.	Nil.	Nil.	Nil.	Nil.	Nil.	Nil.	Nil.	0.001	Nil.	Nil.	Nil.	0.008	Nil.	0.002	Nil.	Nil.	Nil.	0.016	Nil.	0.004
Albuminoid Ammonia	0.010	0.006	0.006	0.004	0.004	0.004	0.006	0.003	0.006	0.002	0.006	0.006	0.008	0.006	0.008	0.006	0.004	0.007	0.007	0.007	0.011	0.012	0.006	0.006
Oxygen Absorbed at 80°F. (Tidy's Process)	0.038	0.042	0.048	0.032	0.028	0.032	0.038	0.028	0.036	0.032	0.38	0.045	0.045	0.045	0.030	0.040	0.030	0.025	0.026	0.038	0.025	0.020	0.046	0.032
Tansa Water from the outlet at Gowalia Tank Fire Bridge Station:—																								
Total Solids	10.0	10.0	11.0	11.0	11.0	11.0	8.0	9.0	8.0	9.0	9.0	9.0	9.0	9.0	9.0	9.0	8.0	8.0	8.0	8.0	8.0	8.0	9.0	9.0
Chlorides (Cl.)	0.8	0.8	0.8	0.8	0.8	0.8	0.8	0.8	0.8	0.8	0.8	0.8	0.8	0.8	0.8	0.8	0.8	0.8	0.8	0.8	0.8	0.8	0.8	0.8
Free Ammonia	Nil.	Nil.	0.001	Nil.	Nil.	Nil.	Nil.	Nil.	Nil.	Nil.	Nil.	0.001	Nil.	Nil.	Nil.	Nil.	Nil.	Nil.	Nil.	0.001	Nil.	0.024	0.016	0.001
Albuminoid Ammonia	0.009	0.007	0.006	0.006	0.004	0.004	0.004	0.003	0.005	0.003	0.008	0.012	0.012	0.004	0.006	0.003	0.007	0.007	0.006	0.008	0.014	0.011	0.011	0.012
Oxygen Absorbed at 80°F. (Tidy's Process)	0.059	0.038	0.048	0.028	0.028	0.032	0.032	0.028	0.035	0.027	0.036	0.048	0.055	0.035	0.028	0.030	0.032	0.025	0.025	0.036	0.027	0.020	0.042	0.032
Tulsi Water from 24th Tulsi Main at Santa Cruz:—																								
Total Solids	13.0	13.0	12.0	13.0	13.0	12.0	12.0	14.0	14.0	12.0	14.0	14.0	11.0	11.0	9.0	12.0	12.0	12.0	12.0	12.0	11.0	11.0	12.0	12.0
Chlorides (Cl.)	1.2	1.2	1.0	1.2	1.2	1.2	1.4	1.4	1.4	1.2	1.4	1.3	1.0	1.1	0.8	1.0	1.0	1.0	1.0	1.0	1.0	1.1	1.2	1.1
Free Ammonia	0.001	0.001	Nil.	Nil.	Nil.	0.001	0.001	0.001	Nil.	0.001	0.004	0.008	0.016	Nil.	Nil.	Nil.	0.001	0.008	0.001	Nil.	0.016	0.001	0.016	Nil.
Albuminoid Ammonia	0.008	0.004	0.006	0.006	0.004	0.012	0.004	0.004	0.007	0.008	0.012	0.015	0.018	0.006	0.003	0.005	0.007	0.007	0.006	0.012	0.012	0.018	0.018	0.012
Oxygen Absorbed at 80°F. (Tidy's Process)	0.072	0.035	0.042	0.042	0.030	0.042	0.038	0.048	0.052	0.048	0.065	0.075	0.048	0.048	0.045	0.038	0.045	0.042	0.040	0.062	0.050	0.048	0.065	0.045
Vehar Water from 48th Vehar Main at Powai:—																								
Total Solids	13.0	13.0	12.0	12.0	12.0	13.0	14.0	12.0	12.0	11.0	13.0	13.0	12.0	12.0	11.0	13.0	13.0	13.0	13.0	13.0	11.0	11.0	12.0	12.0
Chlorides (Cl.)	1.2	1.2	1.2	1.0	1.2	1.2	1.4	1.2	1.2	1.1	1.2	1.2	1.0	1.1	1.0	1.2	1.1	1.1	1.1	1.1	1.0	1.1	1.2	1.1
Free Ammonia	0.001	0.001	0.002	Nil.	Nil.	0.001	0.001	0.001	Nil.	0.004	0.004	0.008	Nil.	0.001	Nil.	0.001	0.004	0.004	0.004	Nil.	0.008	0.008	0.004	0.001
Albuminoid Ammonia	0.018	0.006	0.010	0.008	0.006	0.012	0.006	0.006	0.012	0.010	0.008	0.012	0.013	0.012	0.006	0.008	0.018	0.011	0.007	0.012	0.012	0.012	0.018	0.011
Oxygen Absorbed at 80°F (Tidy's Process)	0.078	0.042	0.065	0.055	0.045	0.050	0.042	0.048	0.055	0.048	0.055	0.078	0.058	0.065	0.045	0.045	0.065	0.032	0.038	0.068	0.059	0.032	0.056	0.040

TABLE 105
Bacteriological Analysis of Bombay water samples.
 1953.
Lactose Fermenters

Source	January		February		March		April		May		June		July		August		September		October		November		December	
	I	II	I	II	I	II	I	II	I	II	I	II	I	II	I	II	I	II	I	II	I	II	I	II
Vehar water from the 32" Vehar Main at King's Circle.	c. c. -in 100	c. c. -in 100	c. c. -in 100	c. c. -in 50	c. c. -in 100	c. c. -in 100	c. c. -in 100	c. c. -in 100	c. c. -in 100	c. c. -in 100	c. c. -in 100	c. c. -in 100	c. c. -in 100	c. c. -in 100	c. c. -in 100	c. c. -in 100	c. c. -in 100	c. c. -in 100	c. c. -in 100	c. c. -in 100	c. c. -in 100	c. c. -in 100	c. c. -in 100	c. c. -in 100
Vehar water from the 24" Vehar Main at Sion Causeway.	c. c. -in 100	c. c. -in 100	c. c. -in 50	c. c. -in 50	c. c. -in 100	c. c. -in 100	c. c. -in 100	c. c. -in 100	c. c. -in 100	c. c. -in 100	c. c. -in 50	c. c. -in 100	c. c. -in 100	c. c. -in 100	c. c. -in 100	c. c. -in 100	c. c. -in 100	c. c. -in 100	c. c. -in 100	c. c. -in 100	c. c. -in 100	c. c. -in 100	c. c. -in 100	c. c. -in 100
Tansa water from the Inlet at Malbar Hill Reservoir	c. c. -in 50	c. c. -in 100	c. c. -in 100	c. c. -in 100	c. c. -in 100	c. c. -in 100	c. c. -in 100	c. c. -in 100	c. c. -in 100	c. c. -in 100	c. c. -in 100	c. c. -in 100	c. c. -in 100	c. c. -in 100	c. c. -in 100	c. c. -in 100	c. c. -in 100	c. c. -in 100	c. c. -in 100	c. c. -in 100	c. c. -in 100	c. c. -in 100	c. c. -in 100	c. c. -in 100
Tansa water from the 57" East Tansa Main	c. c. -in 100	c. c. -in 100	c. c. -in 100	c. c. -in 100	c. c. -in 100	c. c. -in 100	c. c. -in 100	c. c. -in 100	c. c. -in 100	c. c. -in 100	c. c. -in 100	c. c. -in 100	c. c. -in 100	c. c. -in 100	c. c. -in 100	c. c. -in 100	c. c. -in 100	c. c. -in 100	c. c. -in 100	c. c. -in 100	c. c. -in 100	c. c. -in 100	c. c. -in 100	c. c. -in 100
Tansa water from the 57" West Tansa Main	c. c. -in 100	c. c. -in 100	c. c. -in 100	c. c. -in 50	c. c. -in 100	c. c. -in 100	c. c. -in 100	c. c. -in 100	c. c. -in 100	c. c. -in 100	c. c. -in 50	c. c. -in 100	c. c. -in 100	c. c. -in 100	c. c. -in 100	c. c. -in 100	c. c. -in 100	c. c. -in 100	c. c. -in 100	c. c. -in 100	c. c. -in 100	c. c. -in 100	c. c. -in 100	c. c. -in 100
Tansa water from the Inlet at Bhandarwada Reservoir	c. c. -in 100	c. c. -in 100	c. c. -in 100	c. c. -in 100	c. c. -in 100	c. c. -in 100	c. c. -in 100	c. c. -in 100	c. c. -in 100	c. c. -in 100	c. c. -in 50	c. c. -in 100	c. c. -in 100	c. c. -in 100	c. c. -in 100	c. c. -in 100	c. c. -in 100	c. c. -in 100	c. c. -in 100	c. c. -in 100	c. c. -in 100	c. c. -in 100	c. c. -in 100	c. c. -in 100
Tansa water from the 48" New Tansa Main	c. c. -in 50	c. c. -in 100	c. c. -in 50	c. c. -in 100	c. c. -in 100	c. c. -in 100	c. c. -in 100	c. c. -in 100	c. c. -in 100	c. c. -in 100	c. c. -in 50	c. c. -in 50	c. c. -in 100	c. c. -in 100	c. c. -in 100	c. c. -in 100	c. c. -in 100	c. c. -in 100	c. c. -in 100	c. c. -in 100	c. c. -in 100	c. c. -in 100	c. c. -in 100	c. c. -in 100
Tansa water from the 48" Old Tansa Main	c. c. -in 100	c. c. -in 100	c. c. -in 100	c. c. -in 100	c. c. -in 100	c. c. -in 100	c. c. -in 100	c. c. -in 100	c. c. -in 100	c. c. -in 100	c. c. -in 50	c. c. -in 50	c. c. -in 100	c. c. -in 100	c. c. -in 100	c. c. -in 100	c. c. -in 100	c. c. -in 100	c. c. -in 100	c. c. -in 100	c. c. -in 100	c. c. -in 100	c. c. -in 100	c. c. -in 100
Tulsi water from the 24" Tulsi Main at Santa-Cruz	c. c. -in 100	c. c. -in 100	c. c. -in 100	c. c. -in 100	c. c. -in 100	c. c. -in 100	c. c. -in 100	c. c. -in 100	c. c. -in 100	c. c. -in 100	c. c. -in 100	c. c. -in 100	c. c. -in 100	c. c. -in 100	c. c. -in 100	c. c. -in 100	c. c. -in 100	c. c. -in 100	c. c. -in 100	c. c. -in 100	c. c. -in 100	c. c. -in 100	c. c. -in 100	c. c. -in 100
Tansa water from the Out-let at Gowalia Tank Fire Brigade Station.	c. c. -in 100	c. c. -in 100	c. c. -in 100	c. c. -in 100	c. c. -in 100	c. c. -in 100	c. c. -in 100	c. c. -in 100	c. c. -in 100	c. c. -in 100	c. c. -in 100	c. c. -in 50	c. c. -in 100	c. c. -in 100	c. c. -in 100	c. c. -in 100	c. c. -in 100	c. c. -in 100	c. c. -in 100	c. c. -in 100	c. c. -in 100	c. c. -in 100	c. c. -in 100	c. c. -in 100

TABLE 106

VACCINE OPERATIONS WITH RESULTS.

Year.	Live births registered from 1-7-52 to 30-6-53	Primary vaccinations in 1953. (calendar year).	Number successful.	Percentage of successful vaccinations to the total No. of vaccinations, results of which were known.	No. of revaccinations.	Total No. of vaccinations. (Total of columns No. 3 & 6)
1	2	3	4	5	6	7
1944	54,707	58,825	46,464	99.47	7,59,978	8,18,803
1945	53,133	53,971	44,979	99.53	1,88,544	2,42,515
1946	55,398	51,574	38,174	99.66	9,63,301	10,14,875
1947	49,679	57,846	47,269	99.81	2,36,497	2,94,343
1948	51,638	61,086	49,244	99.81	5,66,914	6,28,000
1949	57,042	73,520	60,576	99.96	16,27,587	17,01,107
1950	59,419	76,750	66,023	99.96	4,48,355	5,25,105
1951	65,679	74,434	65,552	99.92	6,49,353	7,23,787
1952	64,174	72,871	65,031	99.98	4,25,534	4,98,405
1953	64,955	67,045	60,097	99.99	5,33,281	6,00,326

TABLE 107

RESULTS OF PRIMARY VACCINATIONS BY AGES.

Results.	Under 1 Year.	1 to 6 years.	6 years & above.	Total.	
Successful	...	47,721	12,247	129	6,00,97
Unsuccessful	...	3	3
Unknown	...	5,198	1,706	41	6,945

TABLE 108

INCOME AND COST

From the sale of lymph, etc.	From doing vaccinations at residences	for instructions in vaccination	For giving extracts from vaccination registers and other items	For certificates of vaccination on international form	Total realised	Total cost of each successful vaccination		Cost of each successful vaccination deducting the total income		Cost of each vaccination (primary & re).	
						1952	1953	1952	1953	1952	1953
1	2	3	4	5	6	7		8		9	
Rs. a. p.	Rs. a. p.	Rs.	Rs.	Rs.	Rs. a. p.	Rs. a. p.	Rs. a. p.	Rs. a. p.	Rs. a. p.	Rs. a. p.	Rs. a. p.
6,215 4 0	1,750 4 0	1,575	323	17,250	27,113 8 0	2 11 4	3 4 0	2 5 9	3 1 0	0 5 8	0 5 2

INDEX

	PAGE
Administration and divisions of the city	1,2
Adulteration of food	1,4
Analyst Municipal, annual report of	14
Anti-rat week	1
Area and population	1
Arthur Road hospital—annual report	11
Basket privies	3
Births and birth-rates	4
Births by months	25
Causes of deaths	4
Certificates of the cause of death	4
Cerebro-spinal meningitis	6,13
Cholera	5,13
Conservancy	2
Crematorium—Electric	1
Deaths and death-rates	4
Deaths by months	30
Deaths by sections	38
Deaths by sex and age	4
Deaths—causes of	31
Deaths from principal causes	4
Diphtheria	5,12
Disinfection	7
Dispensaries—Municipal	10
Dogs—Destruction of	3
Dogs—Stray	3
Education	10
Enteric Fevers	5,12
Epidemic diseases	5,12
Family planning clinics	8
Food—Seizure of and adulteration	1,4
Group of hospitals for tuberculosis at sewri—	2
Health visitors—Municipal	6,8,9
Hospitals—Isolation	2,11
Housing	3
Infant mortality	4
Infant mortality—Prevention of	8
Infectious Diseases	5,12
Influenza	5
Insecticidal activities.	7
Legal Proceedings	3,4
Leprosy	6
Malaria, Ague and Remittent fevers	7
Malaria—Anti-malarial work	7
Maternal mortality	5
Maternity homes	8
Medical relief	10
Meteorology of 1953	1
Milk—Adulteration	1,14
Mobile squad	1
Notices under Municipal Act	4
Notification of infectious diseases	5
Plague	5
Population	1
Propaganda	10
Prosecutions	4
Rats-Destruction of	3
Re-organisation of the Deptt.	10
Review of the year	1
Sanitary inspection	3
School health nurses	9
School medical inspection	8
School health day	10
Small-pox	5,12
Still-births	4
Stray cattle	3
Tables	16 to 77
Tuberculosis	2,6
Unwholesome food seizure and destruction of	1,4
Vaccination	5,15
Vaccination-Report of the Superintendent	15
Venereal diseases	6
Water supply	3,14