



Public Works Department

Bombay Presidency

Administration Report for the
Year 1927-28

Part II

Irrigation Works

Accounts and Statistical Statements

[Price—Rs. 4 As. 6 or 7s. 6d.]

BOMBAY

THE GOVERNMENT CENTRAL PRESS

1930

perintendent, Government Printing and Stationery,
the High Commissioner for India, 42 Grosvenor
S.W.1, London, or through any recognized Bookseller



Public Works Department
Bombay Presidency

Administration Report for the Year 1927-28

Part II

Irrigation Works

Accounts and Statistical Statements

BOMBAY
PRINTED AT THE GOVERNMENT CENTRAL PRESS
1930

CONTENTS

PAGES

Diagram showing expenditure on irrigation works from loan funds and revenue. } At the begin-
 Statement showing expenditure on establishment in the Roads and Buildings, } ning of the
 and the Irrigation Branches. } Report.

NARRATIVE PORTION

I. General—		
A. Details of Direct Expenditure		i
B. Figures for Works for which Capital Accounts are kept		ii
C. Figures for Works for which no Capital Accounts are kept		iii
D. Review of Irrigation		iv-v
II. Sind—		
1.—Nature of inundation and rainfall		v-vi
2.—Indus Right Bank Circle—		
(i) Works for which Capital Accounts are kept		vi-ix
(ii) Works for which Capital Accounts are not kept		x
3.—Indus Left Bank Circle—		
(i) Works for which Capital Accounts are kept		x-xv
(ii) Works for which Capital Accounts are not kept		xv
4.—Protective Embankments		xvi-xvii
5.—Indus River Commission		xvii-xx
6.—Lloyd Barrage and Canals Construction—		
General remarks		xx
North-Western Circle		xx-xxi
Western Circle		xxi-xxii
Rohri Canal Circle		xxii
Eastern Nara Circle		xxii-xxiii
Lloyd Barrage Circle		xxiii-xxvi
7.—Miscellaneous		xxvi-xxvii
III.—Deccan and Gujarat—		
1.—Northern Circle—		
General remarks		xxvii
(i) Works for which Capital Accounts are kept		xxvii-xxix
(ii) Works for which Capital Accounts are not kept		xxix-xxxi
2.—Central Circle—		
General remarks		xxxj
(i) Works for which Capital Accounts are kept		xxxj-xxxii
(ii) Works for which Capital Accounts are not kept		xxxii-xxxiii
3.—Deccan Irrigation Circle—		
General remarks		xxxiii
(i) Works for which Capital Accounts are kept—		
(a) Works in operation		xxxiv-xxxvii
(b) Works under construction		xxxvii-xxxviii
(ii) Works for which Capital Accounts are not kept		xxxviii
4.—Irrigation Development and Research Circle—		
General remarks		xxxviii
Works for which Capital Accounts are kept—		
(a) Works in operation		xxxviii-xxxix
(b) Works under construction		xl
5.—Southern Circle—		
(i) Works for which Capital Accounts are kept		xl-xli
(ii) Works for which Capital Accounts are not kept		xli
6.—Miscellaneous Scientific Works—		
(a) Engineering questions that have arisen		xli
(b) Special Irrigation Division		xli-xliv
(c) River Gauging		xliv

ADMINISTRATIVE ACCOUNTS

Administrative Accounts, Public Works Department (Irrigation), Bombay
Presidency including Sind

STATISTICAL STATEMENTS FOR IRRIGATION WORKS, DECCAN AND GUJARAT

Statement I-A—Statement showing size, command, length and cost of canals ..	340-345
Statement II-A—Statement showing details of catchment area, storage, command and cost of reservoir projects ..	346-349
Statement I-B—Capital Account of Irrigation Works for, and to end of, 1927-28 ..	350-361
Statement I-C, showing financial results of irrigation works for the year ending 31st March 1928. Realizations under main heads of revenue and working expenses ..	362-367
Statement II-C, showing general financial results of irrigation works for, and to end of, 1927-28 ..	368-371
Statement III-C, demands and realizations during the year 1927-28 ..	372-377
Statement IV-C, showing the financial results of irrigation works for 1927-28 based on assessments ..	378-383
Statement I-E, showing areas irrigated and average discharges and duty of water in regard to irrigation works during 1927-28 ..	384-389
Statement II-E, showing incidence of working expenses and assessed revenue on irrigation works during 1927-28 ..	390-393
Statement III-E, showing quantity and value of crops irrigated during 1927-28 ..	394-413
Statement IV-E—Comparative statement of irrigation and rainfall for the years 1926-27 and 1927-28 ..	414-419
Statement F, showing remissions on irrigation works for the year 1927-28 ..	420-421
Statement I-F, showing water-rates per acre in force during 1927-28 ..	422-425
Statement G, showing areas and water-rate assessments during 1927-28 according to the system of classification adopted in fixing the scale of water-rates ..	426-429
Statement H, showing operations of the year 1927-28 ..	430-435

STATISTICAL STATEMENTS FOR SIND

Statement I-A—Statement showing size, command, length and cost of canals ..	438-445
Statement I-B—Capital Account of irrigation works for, and to end of, 1927-28 ..	446-453
Statement I-C, showing the financial results of irrigation works for the year ending 31st March 1928. Realizations under main heads of revenue and working expenses ..	454-461
Statement II-C, showing general financial results of irrigation works for, and to end of, 1927-28 ..	462-465
Statement III-C, showing general financial results of irrigation works for, and to end of, 1927-28 ..	466-467
Statement IV-C, showing the financial results of irrigation works for 1927-28 based on assessments ..	468-471
General Abstract of financial results of irrigation works for, and up to end of, 1927-28 ..	472-492
Statement I-E, showing areas irrigated and discharges and duty of water in regard to irrigation works during 1927-28 ..	494-495
Statement II-E, showing incidence of working expenses and assessed revenue on canals during 1927-28 ..	496-499
Statement III-E, showing quantity and value of crops irrigated during 1927-28 ..	500-510
Statement IV-E, comparative statement of irrigation and rainfall for the years 1926-27 and 1927-28 ..	512-517

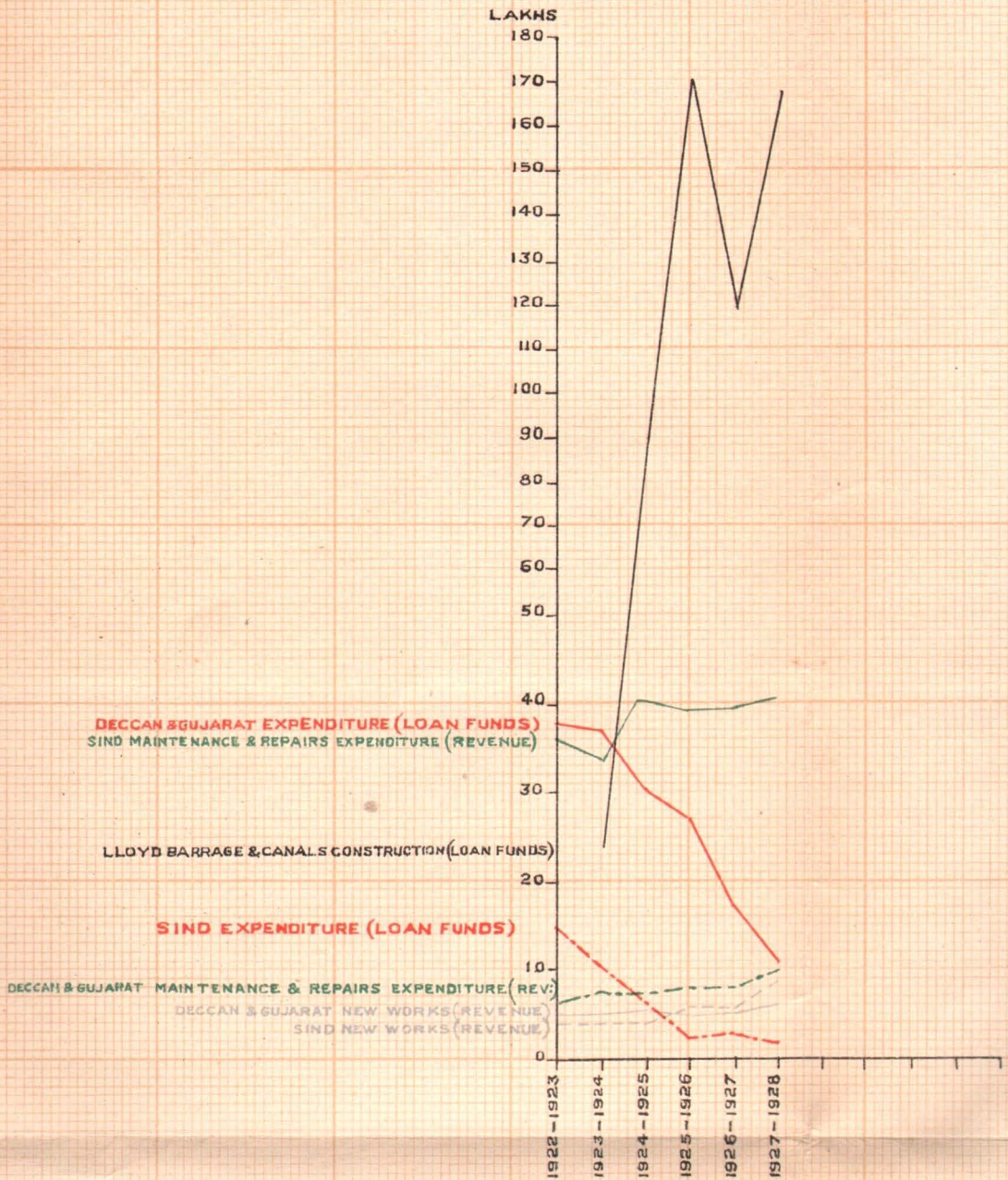
MAPS

Map of Deccan and Gujarat	} At end of volume.
Index map of Sind	
Map of Sind showing all areas irrigated by existing inundation canals ..	
Plan of Sind showing all areas to be irrigated by Lloyd Barrage and New Sind Canals ..	
Canals	

LIST OF ILLUSTRATIONS

Waste weir of the Lloyd Dam (at Bhatgar) in action ..	Before page i.
Cut excavated at the chord of the horse shoe bend of the River Indus (Karachi Canals Division) ..	} After page xviii.
Sketch of the horse shoe bend and cut ..	
Panoramic view of the Lloyd Barrage on the left bank of the Indus Facing page xx.
 Lloyd Barrage—	
Right Bank scouring sluices and head regulators of Dadu and Rice Canals Facing page xxii.
 Lloyd Barrage—	
Right Bank and Left Bank Cofferdams and head regulators of Dadu, Rice and North Western Perennial Canals Facing page xxiv.
 Visapur Tank Canals—	
Aqueduct No. 1 over the Waste Weir Channel ..	Facing page xxx.
Visapur tank	} Facing page xxxii.
Waste weir overflowing	
Visapur tank	
Convicts at work on the Dam	
Visapur Tank Canals—	
South entrance to tunnel under construction ..	
Top view of the Lloyd Dam (at Bhatgar) from south end	Facing page xxxvi.
 The Lloyd Dam at Bhatgar—	
Distant view showing downstream face of the dam..	Facing page xxxvii.
Models of Aqueduct No. 23, Nira Right Bank Canal (under construction)	After page xxxviii.
Model of Flumed Aqueduct No. 23	Do.
Models of piers to test afflux	Do.
Model of Aqueduct No. 23, Nira Right Bank Canal, as per original design	Do.
Models of Aqueduct No. 23, Nira Right Bank Canal. Flumed aqueduct is downstream of the aqueduct as per original design	Do.

DIAGRAM
 SHOWING
EXPENDITURE ON IRRIGATION WORKS
IN THE PUBLIC WORKS DEPARTMENT
 FROM
LOAN FUNDS & REVENUE




Statement showing expenditure on establishment in the Roads and Buildings and the Irrigation Branches of the Public Works Department from the year 1921-22 to 1927-28 and percentage to the total outlay on works and repairs during that period in both the Branches.

Expenditure on Establishment in the Roads and Buildings Branch							
Years	41-Civil Works— Provincial (Transferred and Reserved)	60-Civil Works	41-Civil Works— Central	50-Military Works	Deposit Works	Total	Percentage on the total outlay on works and repairs
1	2	3	4	5	6	7	8
1921-22 ..	Rs. 29,06,955	Rs.	Rs. 1,98,683	Rs. 45,258	Rs. 2,84,992	Rs. 34,35,888	19·26
1922-23 ..	20,14,640	8,34,450	1,78,163	71,481	77,143	31,75,877	20·79
1923-24 ..	15,84,488	8,10,645	67,892	38,560	6,88,354	31,89,939	19·88
1924-25 ..	16,89,892	12,25,632	1,19,721	27,862	2,52,556	33,15,663	19·67
1925-26 ..	18,89,417	12,05,078	1,01,876	69,049	2,58,535	35,23,955	20·66
1926-27 ..	25,30,286	5,97,486	1,68,896	5,882	3,94,389	36,96,939	23·76
1927-28 ..	21,99,448	5,59,107	1,49,132	5,042	2,97,270	32,09,999	24·96

Expenditure on Establishment in the Irrigation Branch

Years	55-Construction of Irrigation, Navigation, Embankment and Drainage Works	XIII-Works for which Capital Accounts are kept	15-Other Revenue expenditure financed from Ordinary Revenues	Deposit Works	Total establish- ment charges	Percentage on the out- lay on works and repairs in the Irrigation Branch	Total establishment charges in the Roads and Buildings and Irrigation Branches	Percentage on the total outlay of works and repairs in Roads and Buildings ' and Irrigation Branches
1	9	10	11	12	13	14	15	16
1921-22 ..	Rs. 11,53,734	Rs. 13,85,960	Rs. 6,68,651	Rs. 2,770	Rs. 32,11,115	33·59	Rs. 66,47,003	24·26
1922-23 ..	14,20,751	13,44,901	5,34,327	1,993	33,01,972	32·22	64,77,849	25·38
1923-24 ..	21,87,793	14,43,222	4,32,013	2,056	40,65,084	33·89	72,55,023	25·87
1924-25 ..	29,10,785	17,37,724	5,26,361	492	51,75,362	28·73	84,91,025	24·35
1925-26 ..	32,21,647	17,99,343	5,19,228	2,681	55,42,899	21·62	90,66,854	21·23
1926-27 ..	35,56,959	18,08,385	5,94,989	3,207	59,63,540	30·56	96,60,479	27·54
1927-28 ..	36,98,956	19,20,773	7,80,312	3,847	64,03,888	26·00	96,13,887	25·64

Note.—The percentage of the establishment charges on the cost of works and repairs in the Irrigation Branch (column 14) is higher than that in the Roads and Buildings Branch (column 8). The reason is largely that the establishment charges in the Irrigation Branch include the cost of special Revenue establishment employed entirely on "revenue management" work on certain canal systems in Sind and Deccan which has no connection with the execution of works and repairs and that these charges also include cost of part of the time of Irrigation Establishment spent on revenue management including the control and distribution of water which is debited in the accounts to "revenue management" and not to execution of works and repairs. If these establishment charges debited in the accounts to "revenue management" are deducted from the total cost of establishment in the "Irrigation Branch" the percentage on the cost of works and repairs will not be so divergent.



WASTE WEIR OF THE LLOYD DAM IN ACTION.

Taken on the occasion of His Excellency Sir Leslie Wilson's Inspection with His Excellency the Governor of Bengal.

ADMINISTRATION REPORT OF IRRIGATION WORKS IN THE BOMBAY PRESIDENCY FOR 1927-28

I—General

A.—DETAILS OF DIRECT EXPENDITURE

1. In the year 1927-28 the direct expenditure (excluding collection charges) on all Irrigation Works throughout the Presidency amounted to Rs. 365 lakhs compared with Rs. 302½ lakhs in the previous year, and Rs. 290 lakhs, the average*. The total is classified and divided between the Presidency proper and Sind as follows :—

	Deccan and Gujarat	Sind	Total
	Rs.	Rs.	Rs.
Works	17,08,542	1,78,99,708	1,96,08,250
Repairs	9,65,907	40,23,740	49,89,647
Establishment	18,06,137	45,97,914	64,04,051
Tools and Plant	73,556	1,93,419	2,66,975
Other charges	26,221	5,675	31,896
Gratuitous Relief
Suspense Account	9,39,304	9,39,304
<i>Deduct—</i>			
Receipts and recoveries on Capital account..	—66,475	—98,631	—1,65,106
Do. on Revenue Account.	—1,234	—1,302	—2,536
Pensions—voted	2,52,470	6,43,536	8,96,006
Interest	35,51,010	35,51,010
Total ..	47,65,124	3,17,54,373	3,65,19,497

2. The distribution of the above expenditure under several Irrigation heads is given below :—

Heads		Amount	Remarks
	Rs.	Rs.	
<i>Capital Account—</i>			
Productive Works	2,50,16,515		
Unproductive Works	17,54,871		
	-----	2,67,71,386	
<i>Revenue Account—</i>			
Productive Works	27,44,982		
Unproductive Works	32,23,385		
	-----	59,68,367	
<i>Works for which no Capital Accounts are kept—</i>			
Works for which neither Capital nor Revenue Accounts are kept	36,04,188	
<i>Irrigation Works—</i>			
Contribution Works	31,569	
Miscellaneous Expenditure	88,334	
15-B, Navigation, Embankment, etc.	55,653	
Famine Relief outlay on Irrigation Works	
Grand Total	3,65,19,497	

*In this Report whenever the "average" is referred to it is the average of the last three years, unless otherwise defined.

B.—FIGURES FOR WORKS FOR WHICH CAPITAL ACCOUNTS ARE KEPT

3. The receipts on Capital Irrigation Works compared with the year's working expenses show a profit of Rs. 21,39,941 and Rs. 20,68,792 in Sind and the Deccan and Gujarat, respectively. If, however, interest charges on works in operation are taken into account the result shows a profit of Rs. 6,09,758 for Sind and a loss of Rs. 1,52,318 for the Deccan and Gujarat.

Class of works	Direct receipts	Indirect receipts	Total direct and indirect receipts	Direct expenditure			
				Capital	Working expenses (including the share of collection charges)	Total	
	Rs.	Rs.	Rs.	Rs.	Rs.	Rs.	
WORKS FOR WHICH CAPITAL ACCOUNTS ARE KEPT							
Productive ..	Deccan and Gujarat ..	7,193	10,245	17,438	6,925	6,925
	Sind ..	3,96,298	47,55,883	51,52,181	2,50,16,515	30,29,150	2,80,45,665
Unproductive..	Deccan and Gujarat ..	36,34,340	11,703	36,46,043	16,76,331	15,87,764	32,64,095
	Sind ..	98,638	14,97,560	15,96,198	78,540	15,79,288	16,57,828
Total Deccan and Gujarat ..	36,41,533	21,948	36,63,481	16,76,331	15,94,689	32,71,020	
Total Sind ..	4,94,936	62,53,443	67,48,379	2,50,95,055	46,08,438	2,97,03,493	
Grand Total Deccan and Gujarat and Sind, 1927-28 ..	41,36,469	62,75,391	1,04,11,860	2,67,71,386	62,03,127	3,29,74,513	
Grand Total average ..	32,36,436	74,50,852	1,06,87,288	2,06,25,797	59,46,064	2,65,71,861	

4. The area irrigated by works for which capital accounts are kept was 3,527,000 acres, which shows a decrease of 218,000 acres as compared with the average. There was a decrease of 186,000 acres in Sind and of 32,000 acres in Deccan and Gujarat.

	Area			Value		
	1927-28	Average	Difference	1927-28	Average	Difference
	Acres	Acres	Acres	Rs.	Rs.	Rs.
<i>Productive</i>						
Deccan and Gujarat ..	2,965	2,698	267	1,48,269	1,33,662	14,607
Sind ..	2,493,503	2,626,807	-133,304	5,99,56,824	7,08,32,473	-1,08,75,649
Total ..	2,496,468	2,629,505	-133,037	6,01,05,093	7,09,66,135	-1,08,61,042
<i>Unproductive</i>						
Deccan and Gujarat ..	245,257	277,695	-32,438	3,14,32,097	4,25,66,247	-1,11,34,150
Sind ..	785,436	838,573	-53,137	2,40,88,963	2,53,91,228	-13,02,265
Total ..	1,030,693	1,116,268	-85,575	5,55,21,060	6,79,57,475	-1,24,36,415
Grand total ..	3,527,161	3,745,773	-218,612	11,56,26,153	13,89,23,610	-2,32,97,457

C.—FIGURES FOR WORKS FOR WHICH NO CAPITAL ACCOUNTS ARE KEPT

5. These are works for which neither Capital nor Revenue accounts are kept or miscellaneous works. The receipts on these works are principally in the form of a share of the land revenue and are termed "Indirect" and as such are book credits, so that figures of revenue appearing in the Finance Accounts, as distinguished from the statistical statements accompanying the Irrigation Administration Report, are very small, being for direct revenue only, *viz.*, proceeds from sale of water, etc. The following statements give a comparison of the figures for this year and the average :—

Class of works	Revenue			Expenditure	Net Revenue
	Direct	Indirect	Total		
	Rs.	Rs.	Rs.	Rs.	Rs.
WORKS FOR WHICH NO CAPITAL ACCOUNTS ARE KEPT					
Works for which neither Capital nor Revenue Accounts are kept.					
Deccan and Gujarat ..	59,284	6,31,572	6,90,856	12,89,729	—5,98,873
Sind ..	25,744	10,28,273	10,54,017	24,72,063	—14,18,046
Total for 1927-28 ..	85,028	16,59,845	17,44,873	37,61,792	—20,16,919
Average Total ..	78,543	16,58,380	17,36,923	27,82,457	—10,45,534
Miscellaneous Irrigation Expenditure.					
Deccan and Gujarat	66,821	—65,821
Sind	22,513	—22,513
Total for 1927-28	88,334	—88,334
Average Total	84,712	—84,712
15-A (3) Miscellaneous/
15-B, Navigation ..	647	647	55,653	—55,006
Grand Total for 1927-28..	85,675	16,59,845	17,45,520	39,05,779	—21,60,259

Class of works	Area			Value of crops		
	1927-28	Average	Difference	1927-28	Average	Difference
	Acres	Acres	Acres	Rs.	Rs.	Rs.
WORKS FOR WHICH NEITHER CAPITAL NOR REVENUE ACCOUNTS ARE KEPT						
Deccan and Gujarat ..	162,575	157,027	5,548	89,70,496	73,76,833	15,93,663
Sind ..	74,034	87,279	—13,245	16,00,396	23,81,265	—7,80,869
Total ..	236,609	244,306	—7,697	1,05,70,892	97,58,098	8,12,794

D.—REVIEW OF IRRIGATION

Description of Irrigation

6. The irrigation works are divided into two distinct spheres, *viz.* (1) Sind and (2) Deccan and Gujarat.

Sind

7. In Sind the rainfall is usually negligible and cultivation depends almost entirely upon canal irrigation. In normal years out of the total cultivation done 90 per cent. is irrigated. The canals depend upon the river Indus, fed from its own upper reaches and by its tributaries, for their supplies. The great majority of the canals are inundation canals, *i.e.*, they flow only when the river is in flood. At present there are no weirs on the Indus in Sind and the depth of water available in the canals is governed solely by the level of the water in the river. On an average the period of flow of these canals may be taken as from the 15th June to 30th September, *i.e.*, 3½ months working season. For the rest of the year cultivation is restricted to areas served by wells or to lands which have been flooded during the inundation season. Although irrigation in Sind pays in a year of normal inundation, the province is at the mercy of a constantly changing river. In a year of low inundation many of the canals fail to a greater or less degree and their failure may spell ruin to cultivation over a large tract of country. When the Lloyd Barrage, which is under construction, comes into operation perennial irrigation will displace the present precarious inundation supply throughout that large portion of Sind which will be commanded by this scheme.

Deccan and Gujarat

8. In the Deccan and Gujarat rainfall is available for agricultural operations but is often precarious. Tanks and canals provide irrigation to valuable crops, such as sugarcane, and they are a source of supply to other crops also when the rainfall is deficient or irregular. The irrigation works in the Bombay Deccan are fundamentally different from those in Sind, the Punjab, Egypt, or Mesopotamia, where wide alluvial plains have been formed by very large deltaic rivers in perennial flow. The Bombay Deccan consists of a sloping table-land running Eastward from the great geographical feature of Western India, the Western Ghats. These form a ridge running parallel to the sea-coast at a distance from it of 50 to 100 miles; precipitous on the Western side they fall away more gradually to the East. The heaviest rainfall occurs on the peak of the Ghat ridge, where anything up to 250 inches or more of rainfall is recorded in the four monsoon months. The intensity of the rainfall very rapidly decreases as we go Eastward from the highest ridge, reaching a figure of only 20 or 25 inches at a distance of 100 or 150 miles East of the watershed. The line of the Ghats, like the ridge of a roof, divides the rainfall into two parts, one, the smaller portion, draining into rivers which flow Westward into the Indian Ocean, and the other passing Eastward through long lengths of tortuous rivers which reach the sea on the South-Eastern coast of the Peninsula. These rivers are in flow during the monsoon months only, and if no artificial means of conserving their waters were provided,

the whole monsoon rainfall draining into the rivers would be wasted, so far as the Bombay Deccan is concerned, and would simply flow away to the sea, benefiting but slightly the country traversed.

9. The large irrigation systems in the Deccan are all of the same type. Each depends upon a storage lake, near the head of one of the river valleys, where sufficient water is collected during the monsoon to supply the country on either side of the river-valley below.

Inundation and Rainfall in Sind

10. The inundation of 1927 was a bad one. The rainfall during the season was scanty in upper Sind where it was not of material benefit to the crops. There were torrential rains in Lower Sind which did considerable damage.

Irrigation and Rainfall in Deccan and Gujarat

11. In the Deccan the year was an exceptionally good one. The monsoon opened very favourably and there was good and timely rainfall. In Gujarat the year under review was marked by unprecedented rainfall and very heavy floods.

Area irrigated and gross revenue

12. The area irrigated in Sind during the year was about 3·4 million acres as against 3·5 million acres in the previous year and the gross revenue amounted to Rs. 78·0 lakhs as against Rs. 89·5 lakhs for 1926-27.

13. The total area irrigated in the Deccan and Gujarat was 411,000 acres as against 429,800 acres in the previous year and the gross revenue amounted to Rs. 43·5 lakhs as against Rs. 35·5 lakhs for 1926-27.

II—Sind

1. NATURE OF INUNDATION AND RAINFALL

Inundation

14. The inundation of 1927 was a bad one. The river rose to a fair irrigating level very late and fell again early in September with no prolonged period of high water at any time. The fair irrigating level of 13 feet on Bukkur gauge was reached on 26th July, and was maintained for 21 days only as compared with 44 days in 1926, 32 days in 1925, 50 days in 1924 and 42 days, the average. The fair irrigating level of 17 feet on Kotri Gauge was first reached on the 25th July and was maintained for a period of 47 days, as compared with 68 days in 1926, 76 days in 1925, 86 days in 1924 and 77 days, the average. The highest recorded levels during the year were 15·3 feet and 21·5 feet, on 19th and 24th August, on the Bukkur and Kotri gauges respectively, as compared with 15·3 feet and 22·7 feet in 1926 and the maximum of 17·9 feet and 23·8 feet respectively on these two gauges.

Rainfall

15. The rainfall during the season was scanty in Upper Sind where it was not of material benefit to the crops as it fell mostly late in July and

in August when the canals were running full. There were torrential rains in Lower Sind which damaged the crops considerably.

2. INDUS RIGHT BANK CIRCLE

(i) Works for which Capital Accounts are kept

Desert Canal

16. The canal was opened on 4th June. Owing to the low level of the river, the supply in the Canal was very inadequate until the first week of July, after which it improved. The full supply level of 9 feet and over was maintained for 17 days against 44 days during the last year. The canal ceased to flow on 12th October 1927. Owing to the abrupt fall of the river at the end of August rotational supply had to be resorted to after the beginning of September in order to save kharif crops and to give such waterings as were possible for rabi irrigation.

17. The Adiwah commenced flowing on the 6th July. As usual considerable deficiency of supply was felt along this canal. The highest gauge reading obtained at the head regulator was 5.9 feet on 12th August. It ceased flowing on 4th September.

Unharwah

18. The Unharwah was opened on 4th June with a gauge reading of 5.9 feet at the Tori stop gate. The Dhand feeding this canal has been canalized by groyning from taki 34 to 125. The canal worked very efficiently throughout the season.

Begari Canal

19. The Begari canal was opened on 6th June. The Full Supply level of 13 feet was maintained for 39 days against 64 days last year. It ceased flowing on 21st October. The new cut feeding the canal was widened from 70 feet to 120 feet bedwidth which resulted in giving an early supply and high level of water at the new head regulator. The spillway in the left bank above the head regulator operated successfully.

20. Although there was very good supply in the Begari from the middle of July to the end of August there was some deficiency of water in the Nurwah branch below 15th mile and in the main canal below 72nd mile and rotations had to be resorted to for the benefit of these reaches.

21. The Choi branch worked well during July and August but owing to the fall in the river at the end of August supplies failed. It ceased to flow on the 15th September. To save the crops a rotation was given on the 20th September by heading up at the Begari head regulator.

Mahiwah

22. The Mahiwah was opened on 10th June with Bukkur gauge at 5.2 feet. It stopped flowing on 19th November. The system worked fairly well throughout the season.

Sehar Canal

23. The canal was opened on 10th June with Bukkur reading 5·2 feet. It stopped flowing on 26th September. On account of the low level of water in the river cultivation on this canal was below normal.

24. The Masuwah was opened on 7th June when Bukkur read 5·3 feet. The "Dhand" feeding this canal was cleared but it did not work satisfactorily owing to the unfavourable set of the river at its head. The canal was then given water from the Mahiwah.

25. The Maharowah was opened on 9th June when Bukkur read 4·9 feet and it ceased to flow on 5th September. The excavation of a new feeder for this canal resulted in some small improvement in its supply but it has naturally suffered with silting of the Masu dhand from which it derives supply. With the early fall of the river the kharif crop failed to a great extent to mature properly.

Sind Canal

26. This canal was opened on 9th June when Bukkur read 4·9 feet and flowed for 110 days against 132 days last year. Due to active erosion of the river at its head, Colonel Fife's Channel, which feeds this canal system, did not work satisfactorily and silted up earlier than usual. The water from the breach in mile 21 of Sukkur Begari bund, which had collected in the Adartakio Loop compartment, was drained off into Colonel Fife's Channel at the end of the season and materially helped the working of the canal at a critical stage.

Rajib, Chitti and Garang Canals

27. The Rajib takes off from the river Indus and Garang and Chitti from the Sukkur canal feeder. The Garang began to flow on 7th July and ceased to flow on 7th September. The Rajib began to flow on 10th June and stopped flowing on 26th September. Chitti commenced flowing on 12th June and ceased to flow on 23rd September. On account of the low river and its early fall in September kharif crop on the Garang suffered greatly. The Chitti worked much better than in the previous year owing to resectioning of its head reach.

Garkino Canal

28. This canal was opened on 9th July with Bukkur reading 9·5 feet and ceased to flow on 7th September. Owing to insufficient draw off there were several breaches and leaks in this canal but they were closed without material damage. The canal on the whole worked satisfactorily.

Ghar Canal

29. The Ghar canal was opened on 1st June. It was fed from the Arab Dhoro which takes off the river above 8½ miles above the Ghar Dhand. The Arab Dhoro was canalized and widened to 96 feet bedwidth. It worked very satisfactorily throughout the whole abkalani. The

maximum gauge reading obtained at the head of this canal was 11·4 feet against 13 feet of last year. The gauge at head recorded the full supply level of 11 feet and over for only 9 days against 22 days during the last year. The kharif full supply level of 16 feet on the gauge at Larkana was obtained for 20 days against 54 of the last year. The canal finally ceased flowing at its head on the 17th October and on 22nd October below the Fordwah.

30. The Fordwah was opened on 5th June. It worked satisfactorily during the whole abkalani. The canal was partially regulated from 29th July to 23rd August owing to the Ghar Canal running at and above full supply level.

31. The Naurang and Nurwah into which the Ghar canal bifurcates worked satisfactorily. The two main branches of the Naurang canal, viz., the Gath and Chillo also worked satisfactorily.

32. The Kur Dato branch takes off from the Ghar canal at mile 37·4, right bank. It was opened on 4th June. There was deficiency along it up to 24th July. Rotations were therefore resorted to with satisfactory results. It ceased to flow on 19th October.

33. The Nasrat Kado was opened on 2nd June with a gauge reading of 2·2 feet at the head regulator. It stopped flowing on 8th and again flowed on 12th June. It finally ceased to flow on 1st October. The gauge at the head recorded full supply level of 10 feet and over for only 12 days. To allow of rabi irrigation and to mature standing kharif crops above 9th mile regulator, rotations were imposed.

Sukkur Canal

34. This canal has two heads, one for kharif called the Rahuja head and the other for rabi called the old head. The former gets its supply from a channel called Dhoro A (originally a bye river) which takes off from the river about 15 miles above Sukkur, while the latter takes off directly from the river just above the railway bridge at Sukkur. There was no silting in the Dhoro A during the abkalani season and it worked satisfactorily. For the better working of the system the Dhoro A has been widened to a bed width of 75 feet during the last working season. The supply in the canal was deficient in the beginning owing to the low river but it improved gradually after 10th of July. The full supply depth of 17 feet at Shikarpur road bridge was obtained for only 9 days against 4 days in the previous year. In order to help the standing crops to mature in the lower reaches of the canal after the abrupt fall in the river towards the end of August, the rabi head was opened on 11th September which augmented the supply in the canal raising its level by 2 feet. Rotations were also resorted to at the Changhra Regulator and Kur Khairo and Kur Biro head regulators for the benefit of kharif crop.

Western Nara

35. The Western Nara was opened on 4th June with a gauge reading of 7 feet on the head regulator. The canal reached its designed full supply

level of 12·8 feet on the 27th July and remained at and above that level for 28 days until the river fell abruptly. Owing to deficiency in the tail portion the maximum level of 15 feet was admitted in the canal against the nominal full supply level of 12·5 feet. Owing to the early fall of the river rotations were resorted to for saving the standing crops and to help cultivation in the Mehar and Kakar Talukas. As apprehended in 1926 the river cut into the left bank of the Akil channel on 13th July, a few hundred feet below the head regulator. The banks of the Western Nara, 9 miles in length above the second head regulator, were therefore exposed to the uncontrolled river flood which they successfully withstood.

36. The Pritchard canal worked very well. Its designed full supply level is 10 feet but this year a maximum level of 11 feet was admitted to augment the supply to the Nara in the Dadu Sub-division.

Pinyari Canal

37. The Pinyari canal commenced flowing on 25th May with Kotri gauge reading 10·2 feet and worked very successfully. At the end of September the river receded from its head and this necessitated the excavation of a new head which has since been given to it. Owing to the late rise of the river in June one rotation was given at Daro regulator to save the early sowings from withering. A second rotation was given in September when the river fell unexpectedly. This had the desired effect and saved the standing crops which were however considerably damaged by "Rati" disease. A project for remodelling the whole system is under consideration.

Baghar Canal

38. The canal commenced flowing on 15th May when Kotri read 9·2 feet and ceased to flow on 22nd November. With the construction of the head regulator and other improvements carried out the working of the canal system has considerably improved. The cultivation on the canal was on the whole satisfactory.

Kalri Canal

39. The Kalri canal was opened on 5th June when Kotri read 12·9 feet but ceased flowing twice during the month of June on account of the very low river. It worked fairly satisfactorily. A project for entirely remodelling this system is under consideration.

Sattah Canal

40. The canal was opened on 4th June when Kotri read 12·9 feet and ceased flowing on 22nd October. There were complaints of deficiency at the tail of this canal due to uneven distribution of water as most of the karias in the upper reaches draw off excessive discharge. The only remedy to secure equitable distribution of supplies lies in moduling and regrading the canal, a project for which is under preparation. Cultivation on this system was good but much of it was damaged by "Rati" disease.

(ii) Works for which Capital Accounts are not kept

41. The following are the principal works which were completed or in progress during the year under report :—

<i>Begari Canals Division</i>		Amount spent
Constructing a toe wall at Left Bank cut along Begari at mile 4/5		Rs. 19,755
<i>Shikarpur Canals Division</i>		
Constructing Nabishah bund in front of mile 7/4 to 12/0, Koraiwah		32,212
Providing trenching bund to Arain Loop		1,23,983
<i>Ghar Canals Division</i>		
Constructing New Loop bund behind Agani bund		41,736
<i>Karachi Canals Division</i>		
Raising and strengthening Panhah Baghar bund mile 3/1 to 6/2		20,472
Raising and strengthening Right Bank bund mile 6/3 to 11/6		20,349
Raising Belo Garkino Baphi from mile 1/1 of Baghar Left Bank to Hala Manda Baphi Right Bank up to Baghar		52,953
Constructing a connecting bund from Dumani East Baphi to Left Bank Baghar to Hala Mandi Baphi Right Bank Baghar		24,801
Raising and strengthening Baghar Uchito bund mile 14/4 to 21/5		24,808
Raising and strengthening Mulchand Shahbunder bund mile 0 to 14 and bund in front of mile 6/1 to 7/4 of Mulchand Shahbunder bund		34,952

3. INDUS LEFT BANK CIRCLE

(i) Works for which Capital Accounts are kept

42. The canals in the Indus Left Bank Circle fall under two groups, viz., (a) Eastern Nara System, and (b) Canals taking off direct from the Indus.

Under (a) are the Nara river and the Jamrao, Mitharao, Khipro, Thar and Hiral canals, all of which except the Khipro canal which flows during the inundation only, are semi-perennial. The Thar and Hiral canals are, however, closed on 1st December every year.

Under (b) are the Dad, the Nasrat, the Fuleli, the Hassanali and a large number of small canals which are classed as inundation canals. The Fuleli receives a very fair rabi supply.

(a) THE EASTERN NARA SYSTEM

Nara Supply Channel

43. The Nara Supply Channel is an artificial cut, 12 miles in length, taking off the river on its left bank above Rohri and joining the Nara, an ancient course of the Indus. Its discharging capacity is about 20,000 cusecs during high inundation. The Nara river below the Supply Channel has no regular banks and as soon as the discharge in it exceeds 5,000 cusecs, the water begins to overtop the sides of the channel and touches the Flood Diversion Bund on the east and the hills on the west. The Eastern Nara Supply Channel worked satisfactorily during the season. The Flood Diversion Bund was maintained intact. There was a heavy deposit of silt at the end of the abkalani from miles 3 to 12, but the channel below remained comparatively clear of silt. Cut No. 1, which was widened by the dredger from 50 to 90 feet, worked very satisfactorily.

44. The maximum discharge was 15,576 cusecs on 30th July 1927 as against 17,779 on 28th August of the previous abkalani. The maximum gauge reading on the Head Regulator was 23 feet upstream on 15th August 1927. The minimum gauge reading was 5.7 feet upstream on 8th February 1928. The minimum discharge was 321 cusecs with a gauge reading of 5.7 feet upstream on 8th February 1928 against 215 cusecs with a gauge reading of 5.5 feet upstream last year.

45. The work of dredging cut No. IV has now been completed and the cut is working satisfactorily.

The Nara

46. The length of the Nara from the end of the Nara Supply Channel to the Jamrao Head works is about 96 miles and from Jamrao Head to the Thar weir 107 miles. It commands over 500,000 acres of culturable land. The area cultivated during the year on the Nara was about 52,939 acres against 52,118 acres in the previous year and 47,891 acres, the average.

47. Mattress groynes were as usual constructed at the take-off of the Mitharo canal to prevent scour and to train the mouth. The containing banks, recently constructed by the Barrage authorities along the Nara from the Jamrao to the Makhi regulator, prevented wastage of water on the wide berms of the Nara Channel and maintained a higher level of water for a longer period than usual. The inner bunds were also raised in a length of about 8 miles.

48. The Makhi dhand is situated above the Mitharo head. This year due to the closure of the Jamrao and Mitharo and heavy continuous rains water was let into the dhand through the Moorhal and Bagdad Sangs.

Jamrao Canal

49. The Jamrao canal and branches were maintained in good order. The canal was closed at the head on 30th July and the under sluice gates were opened for the purpose of scouring the approach channel for 10 days.

50. The maximum and minimum discharges above the Nara weir were 10,262 cusecs on 26th August 1927 and 277 on 10th February 1928, respectively.

51. The rainfall during the year was much in excess of the average but it was unfavourable to the standing crops, as the cultivation in the low lands was drowned. The area cultivated during the year was 197,910 acres against 214,537 in the previous year and 210,455 acres, the average. The area under cotton during the year was about 102,690 acres against 115,270 acres in the previous year and 113,229 acres, the average. The decrease was due to the cotton cultivation being damaged by floods. The total area cultivated under Adhawa crop was 14,966 acres, against 1,284 acres last year. The kharif area sown was 177,285 acres, against 184,269 acres last year. The area sown under rabi was 47,608 acres, against 30,268 acres last year. The increase was due to the flooded area in the Southern Jamrao Canal being cultivated during the rabi season.

Mithrao Canal

52. The Mithrao canal is a semi-perennial canal taking off the Nara above the Makhi regulator. The canal worked with rotations almost throughout the season, except during the rains and when the river was at its highest during July and August. All the direct karias taking off from the main canal above Sindhri were as far as possible eliminated with the regrading of the Kandiari Minor.

53. The Makhi Left Distributary and Chotiari Minor worked satisfactorily. The Makhi Right Distributary worked as an inundation canal as usual.

54. The 9th mile right and left bank branches worked well. The 9th mile left bank distributary has been regraded and its tail portion, which hitherto had to be fed by direct mouths from the Mithrao, got its supply from the distributary itself. The question of moduling the branch is under consideration. The Santor Minor, which takes off from the 9th mile left bank branch, worked satisfactorily. The Kandiari Minor, which takes off from the 9th mile Right bank branch, worked well but as the hydraulic gradient was steep the water level at the tail did not compare favourably with that in the Mithrao. Regrading of this minor has since been carried out.

55. The 30th mile left bank distributary worked quite satisfactorily. The 30th mile right bank distributary is practically a lift canal and worked fairly satisfactorily. The 45th mile right and left bank distributaries worked satisfactorily.

56. The area cultivated on the Mithrao was 116,288 acres as compared with 109,986 acres last year and 106,023 acres, the average.

Thar Canal

57. The canal was opened on 3rd June but owing to deficient water supply and the late rise of the river water was given in rotation. Subsequently there was no demand for water for some time on account of heavy rains. All the branches got water without rotation from the 24th August to 2nd September. The branches and distributaries got their proportionate share of water by rotations after 3rd September.

58. The cultivation during the year was 33,803 acres, against 42,684 acres of last year and 40,977 acres, the average.

Hiral Canal

59. The canal was opened on 3rd June. Rotations similar to those for the Thar canal were given.

60. The cultivation during the year under report was 12,223 acres, against 13,330 acres of last year.

Khipro Canal

61. The Khipro canal takes off from the right bank of the Nara at mile 66. It is purely an inundation canal. It was opened on 6th June with a gauge reading of 0·8 feet at head. The highest gauge reading this year at its head was 5·0 feet.

62. The cultivation during the year was 5,394 acres, against 5,709 acres last year and 5,036 acres, the average.

(b) CANALS TAKING OFF DIRECT FROM THE INDUS

Nasrat Canal

63. The river was much below the normal, even during July and August, but the new head to Lundi worked much better than expected. The bed in the head portion was scoured so as to make it correspond to nearly the zero of Bukkur Gauge.

64. The Nasrat canal was opened on 1st June and was closed at the head as late as the 18th November. In spite of the unsatisfactory character of the inundation the canal worked very well.

65. The cultivation on the canal during the year was about 97,458 acres, against 96,126 acres last year and 91,734 acres, the average.

Dad Canal

66. The canal was opened on 1st June and practically ceased flowing at the end of September. Periodical rotations at different regulators were carried out in order to save the standing crops. There was not enough water in the canal to permit of the last rotation in the middle of September being carried out. The canal maintained its full supply level for 53 days.

67. The cultivation during the year was about 116,553 acres, against 121,999 acres last year and 128,761 acres, the average.

68. The construction of a regulator at mile 65 of the Dad was completed during the year at a total cost of Rs. 6,716.

69. The Ren Distributary takes off from the Dadwah at mile 47/4 Right Bank and irrigates most of the tract formerly irrigated by the Renwah and other canals. The Distributary can be given Full Supply Level by closing the cross regulator at mile 50 of the Dadwah and has the advantage of rotations, when the supply in it is insufficient and the water level low. The total length of the Distributary, including the minors, is 38·4 miles. It is provided with three regulators.

Naulakhi Canal

70. The canal was opened on 1st June and ceased flowing on the 2nd of September. It worked satisfactorily. A new head two miles in length has been given to the canal.

71. The area cultivated during the year was about 51,837 acres, against 54,547 acres last year and 54,360 acres, the average.

Dambhro Canal

72. The canal was opened on the 2nd June and ceased flowing on the 14th September. It worked fairly well. It had full supply level for 38 days.

73. The area cultivated during the year was about 15,601 acres, against 15,692 acres last year.

Fuleli Canal

74. The new Fuleli takes off the river near Jamshora village which is 5½ miles from Hyderabad. The canal is an old tributary of the Indus and is 81 miles in length. It has 3 regulators—one at the head, another at mile 46 at Alipur and the 3rd one at the tail. There are many sharp bends causing erosion of sides and banks at high water. These portions have as far as possible been provided with stone or wooden groynes to prevent the erosion. The head is very favourable and can flow with 2 feet at Kotri and gets a very fair perennial supply.

75. The maximum and average discharges were 8,892 cusecs and 5,287 cusecs, respectively.

76. The following works have been completed during the year :—

1. Raising banks of Fuleli from head to mile 46/0.
2. Surveys for remodelling branches of Fuleli.
3. Remodelling the Mithnawah.
4. Remodelling the Shadiwah distributary.
5. Survey of Improvements to the Gunj Bahar (Karachi canals).

77. The area irrigated during the year was about 434,405 acres, against 433,036 acres last year and 437,498 acres, the average.

78. The old Fuleli takes off from the river, about 8 miles to the north of new Fuleli Head and tails into the new Fuleli near Hyderabad. It

has no head regulator but has a cross regulator in 9th mile at Nareja. It was opened on the 5th June and continued to flow up to the first week of October. It worked fairly satisfactorily.

Hassanali Canal

79. The Hassanali canal takes off from the Indus near Katiar and can flow when Kotri reads 9·0 feet. It is designed to get full supply level when Kotri reads 16·0 feet. The length of the canal is 31 miles. There is a large cut off at the Head Regulator for a long period during abkalani with the result that silt is deposited above the Head Regulator, but it is usually scoured towards the end of the abkalani with fall of the water level. All the branches of the canal were thoroughly cleared this year. The work of survey for remodelling the branches of the canal has been completed.

80. The area irrigated during the year was about 20,884 acres, against 20,491 acres irrigated last year and 19,921 acres, the average.

Other Canals in the Fuleli Canals Division

81. The canals in the Hyderabad Sub-division worked fairly well. The Chandanwah could not get water earlier than the 1st week of July. It flowed for about 47 days in the season. The canals in the Guni Katiar Sub-division worked well.

Canals in the Hyderabad Canals Division

82. The following canal systems come under this Division :—

1. The Alibahar Kacheri.
2. The Great Marakh.
3. The Nasir.
4. The Sarfraz.
5. The Gharo Mahmudo.
6. The Kari Shumali.

Most of these canals were adversely affected by the unfavourable river and early fall. The Great Marakh dhand silted early in the season. A new cut was therefore excavated, with the help of zamindars, which saved the situation. Cultivation was damaged in some places by heavy rain and floods and in other places from a short supply of water, but considerable relief was given and most of the crops were brought to maturity by allowing accumulated silt to be removed and by enforcing rotations wherever possible.

83. The cultivation in the whole Hyderabad Canals Division was about 275,979 acres, against 278,176 acres last year and 278,225 acres, the average.

(ii) Works for which Capital Accounts are not kept

84. The Mehrab and other canals in the Nasrat Canals Division worked well but the Renwah and other canals in the Hyderabad canals Division did not work well,

4. PROTECTIVE EMBANKMENTS

Kashmor Bund

85. Spill water touched the Haigat loop on the 9th June and 1896 loop, Gouspur loop, Tori loop and New Tori Cross bund on 11th, 12th and 13th July, respectively. With the rise of the river the spill water was continuous along all the bunds until the fall of the river in the middle of September. The highest flood water depths at some of the important points along the bunds, viz., Gouspur loop at mile 0/0, Tori bund at mile 7/3 and New Tori Cross were 10·70, 11·10 and 9·90 feet, respectively. There was a heavy wave-wash along the Gouspur loop and new Tori cross bund which were protected by mats and 'Lai' bundles.

A spill way in the left bank of the Begari canal was constructed to reduce pressure against the Gouspur loop and the Begari new head regulator.

Bunds in the Shikarpur Canals Division

86. Owing to the set of the river towards right bank in miles 18/0 to 27/7 of the Sukkur Begari bund there was water against the length of the bund from 17th July to 11th September. Above Chak there was a fairly high level of water against this bund. Below Chak there was practically no water, the river set being now entirely on the left bank here. All the loops excepting Beechanji and Garang loops, were soaked well. The Beechanji and Garang loops could not be wetted as there was no water against the front bund in this portion. Arain loop was this year thoroughly wetted through the New Trenching bund by means of the pumping plant installed at the heads of Colonel Fife's Channel. The leaks which occurred in the bunds were closed immediately.

Nabishah bund

87. The Zamindari Nabishah bund was taken over by Government this year and brought into efficient order. There was considerable pressure against it which it withstood successfully.

Flood Diversion Bund

88. There was water against the entire length of this bund during the inundation. A few leaks occurred in the bund and they were closed immediately.

Ghar bunds

89. Water stood against the Saindad Jhalli bund in nearly 18 miles and also from miles 39/0 to 50/7 along Mitho Phuloo bund. A leak occurred on 10th August in Ford feeder bund which developed at once into a breach which was closed successfully on 13th August. A new loop is being constructed behind miles 37/2 to 43/3 of the bund.

Bunds in the Nasrat Canals Division

90. All the bunds in the Nasrat Canals Division were maintained in good condition and there were practically no leaks or breaches. The work of constructing the new left bank river embankment 23 miles long was in progress.

Bunds in the Hyderabad Canals Division

91. The Saidichar and Ren bunds are the only bund lines in this Division. The Ren Bund which protects the country served by the Ren Distributary *ex-Dad* is 3 miles and 3 furlongs in length. The Saidichar bund is 3 furlongs in length and serves to protect the country round about Sakrand from being flooded by the escape water from the Dad Canal. No leaks or breaches occurred in these bunds.

River Bunds in the Fuleli Canals Division

92. The river bunds in the Fuleli Canals Division are not continuous and only exist at places where the land is low. The Jamshora and Gidu Malh bunds are provided with stone pitching as protection from wave-wash as the river runs close to them. The Hajipur bund has two loops, one at the 1st mile and the second at the 11th mile. The compartments enclosed by these loops were filled so as to wet the loops. The exposed portions are subject to wave-wash but most of them are well protected by stone pitching.

5. INDUS RIVER COMMISSION

Indus River Commission Works and their classification

93. The expenditure on all the works, including surveys carried out under the direct supervision of the Chief Engineer in Sind, during the year under report was charged to "15—Other Revenue Expenditure financed from ordinary Revenues—Works for which neither Capital nor Revenue Accounts are kept."

Survey of the Indus

94. The Indus was surveyed from 34 miles above Kashmor to the bifurcation at the delta and portions of the two branches below the bifurcation, *viz.*, 19 miles of the Hydari and 15 miles of the Uchito were surveyed and plotted. The total length of the traverse survey done during the year was 1,210 miles, as compared with 1,005 miles last year.

Demarcation of District and State boundaries

95. The demarcation of a rectified boundary between Hyderabad and Karachi Districts, from the Kotri Railway bridge down to the mouth of the Mulchandwah, which was commenced last year, has now been completed. The portion of the District boundary between Ghotki and Kashmor talukas was redemarcated.

Gauge Readings

96. The daily observations of the Indus River discharge and gauge readings were continued at Mithankot, Sukkur and Kotri, as usual. The observations of velocities were made from boats in the cold weather and from a power launch in the abkalani. Solid rods moving in a vertical plane were attached to both boats and launches for sinking the meter to the desired depth. At Kotri a simple vertical solid bar graduated to 0.6 foot for a foot hung from a peg on the side of the boat was used for lowering

the meter directly to the 6/10th of the observed depth in the cold weather and a similar but heavier bar, provided with a rack and pinion arrangement, was used during the abkalani. It will be tried for one more abkalani at Kotri before introducing it at Sukkur and Mithankot. The gauges are maintained for the purpose of fixing the high flood level to be adopted for river embankments, recording changes in the level of supply at canal heads and observing any permanent change in the levels of the river.

Scientific Works and discharges of the Indus

97. The discharge and other scientific observations were continued at Sukkur and Kotri as usual. The results will be published in the Indus River Commission Records. The total monthly discharge at Sukkur during the inundation season and the maximum, minimum and average discharges of the year, compared with the results of the previous four years, are as follows, rounded to 3 or 4 significant figures :—

Month	1923-24	1924-25	1925-26	1926-27	1927-28
	Cusecs	Cusecs	Cusecs	Cusecs	Cusecs
June	7,030,000	5,450,000	7,190,000	5,010,000	4,120,000
July	9,530,000	13,830,000	13,180,000	8,560,000	9,880,000
August	15,130,000	17,430,000	15,100	14,900,000	14,550,000
September	8,800,000	10,660,000	5,830,000	10,750,000	6,310,000
Total	40,490,000	47,370,000	41,300,000	39,220,000	34,860,000
Average discharge ..	332,000	388,000	338,000	321,000	286,000
Maximum discharge ..	633,000	750,000*	645,000	607,000	625,000
Minimum discharge—June to September ..	113,000*	91,000*	107,000	123,000	95,300
Minimum discharge observed throughout the year.	29,400	30,300	24,800	25,500	27,000

* Interpolated discharge.

The discharge observations of the Indus at Mithankot, below the junction with the Chenab, were also taken as in the previous year.

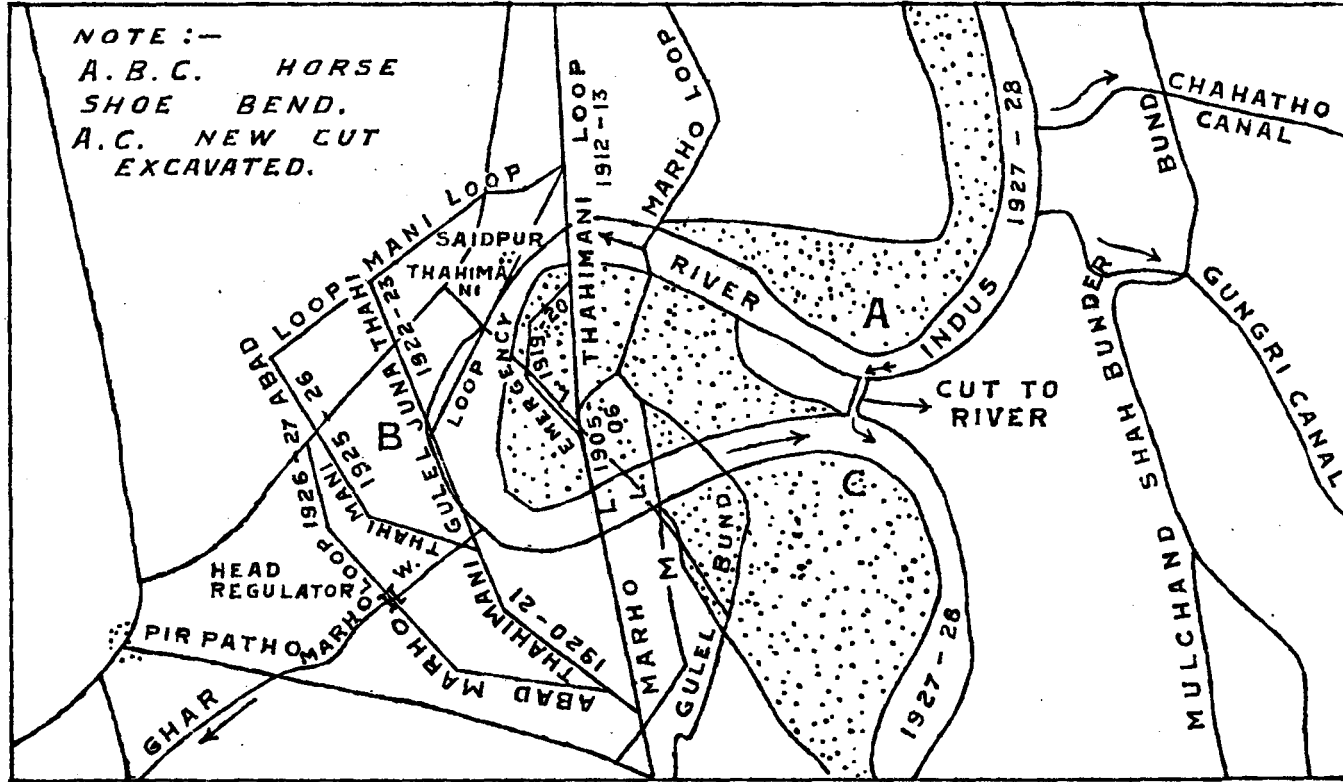
Fleet

98. Motor Launch "Dorothy" was provided with copper sheeting up to water line. Repairs were also carried out to all steam craft, motor launches, cutters and boats.



CUT SHORTENS THE INDUS BY 8.2 MILES.

A cut 928 feet long and 50 feet wide excavated in April 1928 at the chord of the horse shoe bend (8.2 miles long) of the River Indus in Karachi Canals Division opposite Pirpatho village to divert its course. This experiment has proved a success and the river is flowing through the new cut, leaving the old course as a dhand. For details see sketch opposite.



Extensions and Improvements and Special Repairs

99. The estimated cost of the works under these heads, sanctioned or approved during the year by the Indus River Commission for execution by the Executive Engineers and by the Commission, is as follows :—

Division	Extensions and Improvements	Special Repairs	Total
<i>Indus Right Bank Circle</i>			
	Rs.	Rs.	Rs.
Karachi Canals Division	11,383	35,318	46,701
Western Nara Division	37,024	53,971	90,995
Ghar Canals Division	2,32,458	2,32,458
Shikarpur Canals Division	36,101	53,457	89,558
Begari Canals Division	375	15,664	16,039
Total ..	84,883	3,90,868	4,75,751
<i>Indus Left Bank Circle</i>			
Nasrat Canals Division	90,326	90,326
Fuleli Canals Division	12,262	12,262
Total ..	1,02,588	1,02,588
<i>Indus River Commission</i>			
Karachi Buildings Division ..	8,237	8,237
Grand Total ..	1,95,708	3,90,868	5,86,576

Works under the direct control of the Indus River Commission

100. The total expenditure incurred and accounted for was :—

	Rs.
Works	7,175
Repairs	28,977
Tools and Plant	7,780
Grand total ..	43,932

Erosion

101. In the Shikarpur Canals Division erosion was active opposite miles 24 to 28 of the Sukkur Begari Bund and the river approached very close to the Bund. The construction of a new loop was under consideration.

102. In the Ghar Canals Division the river was very close to the Agani Bund opposite miles 38/4 to 40/2 and erosion was active. A new loop was under construction.

103. In the Karachi Canals Division there was active erosion opposite the Thahimani Gulel Loop on the right bank in the concave side of an acute horse shoe bend in the river. As the distance across the neck of the bend on the left bank was only about 1,000 feet, it was decided to cut through this as an experiment with the object of short circuiting the river. A channel 50 feet wide was accordingly excavated and opened in April 1928. The cut immediately widened to 1,000 feet and has since continued to increase in width with the main river flowing through it. The horse shoe bend has become a Dhand and is silting up. The danger to the loop has thus been averted.

6. LLOYD BARRAGE AND CANALS CONSTRUCTION

General remarks

104. The scheme consists of a barrage or weir across the Indus three miles below the gorge at Sukkur with three canals on the right and four on the left bank taking off therefrom each with a separate head-regulator. It is divided into 5 circles of superintendence with a Chief Engineer at the head. One Superintending Engineer is in charge of the construction of the Barrage with the river training works and the head works of the main canals while the remaining Superintending Engineers are in charge of the construction of the Canal Systems.

105. The year under report is the third full working year for the execution of the Scheme and was devoted to further surveys, levelling, aligning and designing of canals, excavation of canals both by dragline machines and manual labour and preparation of detailed plans and estimates for earthwork, regulators, bridges and buildings. As regards the construction of the Barrage Works the year was devoted to (1) the completion of service works, the collection of reserves of stocks of various materials such as lime, sand, stone, etc., the erection of all plant required for works in the river, (2) further construction of the regulators on the Right and Left Banks, and (3) construction of the Barrage Sluices on each bank of the river. The canal circles were occupied in surveys, preparation of working designs of canals, acquisition of land for canals, construction of buildings and the excavation of main and branch canals both by mechanical excavators and manual labour. The excavation was carried out with 44 dragline excavators of various types. Two more dragline excavators were in the course of erection. There will then be 46 excavators of various sizes in operation, the largest group of such excavators ever assembled. The total capacity of the 44 dragline excavators which have been working during the year is roughly 70 tons of earthwork excavated and dumped per minute or 1.2 tons per second night and day for 5½ days a week or 250 days in the year. This represents the labour of nearly 30,000 men working all the year round or about 70,000 men working for 5 months of the year, the usual short season in Sind for this type of manual labour.

North Western Circle

106. The field work of the Shahdaskot and Ratodero Branches and their distributaries and minors was completed and the final alignments



This is a panoramic view of the Lloyd Barrage on the left bank of the Indus as seen from the upstream side. The view shows 7 scouring sluices and $1\frac{1}{2}$ ordinary spans of the Barrage Proper. On the left are seen the 2 spans of the Khairpur Feeder West Regulator and the connecting wall between this regulator and the Rohri Canal Head Regulator (the latter not seen). On the right are seen the sumps and pumps used to keep the area within the cofferdam dry. Some cofferdam piles and the earthen bank put up to hold the river water out of the cofferdam are seen on the extreme right. When the work inside the cofferdam is finished the cofferdam piles are withdrawn and the river allowed to wash away the cofferdam banks.

were laid on the ground and demarcated. The surveys of M. 1. L. ex the North Western Perennial Canal and portions of the North Western Perennial Canal and Dadu Canal, Kur Biro Canal, the Shahdadt Branch and its distributaries, the portion of the Munghirwah which is proposed to be utilised for M. 2 R. of the Ratodero Branch were completed. Survey and levelling of the Warasdino Machi Branch, tail portion of the Sukkur canal and Kur Muksadowah and a portion of the tail distributary along the Idan wah and beyond were completed. The service road along the left boundary of the Khirtar Branch up to mile 40 and along the first three distributaries of the Khirtar Branch was also completed. The projects for remodelling the Begari canal and for the Sultankot Branch were prepared.

107. Good progress was made with the excavation of the main canals and their branches by means of mechanical excavators supplemented by manual labour.

108. The total quantity of earthwork done was 38 crores cubic feet for main canals, branches and distributaries. The amount remaining to be done is about 46 crores cubic feet. Good progress was made with the construction of regulators and steel and masonry bridges. Miscellaneous work consisted of the preparation of designs of distributaries and minors ex the Ratodero, Shahdadt and Khirtar Branches, site plans for a set of regulators at the offtake of the Ratodero, Shahdadt and Khirtar Branches, taking sub-soil water levels, preparing service roads along main canals, distributaries and minors, providing cement concrete distance and boundary stones, fixing rail bench marks and acquisition of land in British and Baluchistan territories.

Western Circle

109. The investigations into the final alignments of distributaries and minors ex the Dadu canal miles 16-32 were completed. The detailed surveys of the New branch and Sihar branch, Bاده and Radhan distributaries and several minors ex the Central Rice Canal were completed. Closer investigations were made in connection with the natural irrigation boundaries of the various branches and distributaries as defined by existing sources of supply and valley lines. The problem of providing an adequate supply of water for dry Kharif after allowing the required discharge for 'established rice' was considered at great length and a revised statement of discharges prepared for all the channels. The most suitable alignment for Escape No. 1 ex the Rice canal was investigated.

110. A new division called the Manchar Drainage Division was opened and organised. Proposals in connection with the storage capacity of the Manchar Lake, the alignment of the Manchar Drain and the disposal of the hill torrents from the North Western Circle were formulated. Various alternatives for diverting the water of the Nais were investigated. The alignment of the Flood Protective Bund both in the North Western and Western Circles was investigated. Detailed investigations for the alternative alignment of the Manchar Drain through the hills south of Sehwan were made. Profiles to a maximum depth of 40 feet were

excavated along the proposed alignment of the Drain through the hills to arrive at a rate of excavation of the soft rock in this short length and trial pits were made along the Shol Nai, Gaj Nai, etc.

111. Owing to the peculiar nature of the country through which the Dadu canal and Central Rice canal pass, the excavation of the canals is being carried out partly by mechanical excavators and partly by manual labour.

112. The total quantity of earthwork done in this Circle was 32·5 crores cubic feet. The amount remaining to be done is 82·5 crores cubic feet.

113. The buildings under construction were completed while certain new buildings were taken in hand. Land already notified was taken possession of and land plans and estimates for further areas of land required were submitted to the Revenue Officer. Good progress was made with the construction of intermediate and tail regulators on the Dadu canal and the Johi and Warah Branches, fall regulators on the Rice canal and a number of steel and masonry bridges. The miscellaneous work in this Circle consisted of planting trees along canals, dressing of banks, making service roads and taking sub-soil water observations.


Rohri Canal Circle

114. The surveys of the main canal, branches, escapes and most of the distributaries and minors were completed. The earthwork estimates of the main canal from head to tail, of the Mehrabpur and Naulakhi Branches, of the tail distributaries and minors ex the Naulakhi system, of Escape No. 2, of the Alibahar, Dad, Sarfraz, Nasir, Hyderabad branches and of several distributaries and minors were completed.

115. Good progress was made with the excavation of the earthwork partly by mechanical excavators and partly by manual labour. The total quantity of earthwork done in this circle was 46 crores cubic feet. The amount remaining to be done is about 190·5 crores cubic feet. A number of buildings were completed. Good progress was made with the construction of bridges. Sites of regulators were finally fixed and complete data supplied to the Executive Engineer, Central Designs Division, for the preparation of detailed plans and estimates. The miscellaneous work done consisted of acquisition of land, taking sub-soil water levels, planting trees, making service roads and inspection paths, fixing field boundary stones along various channels and construction of rectangulation bench marks.

Eastern Nara Circle

116. The project for remodelling the Mithrao canal was nearly completed and good progress was made with the project for remodelling the Jamrao canal. The alternative project for the Naokot Branch and its distributaries and the earthwork projects for distributaries ex the Khipro canal and Samarjo Branch, the escape ex the Khipro canal, the Thar and Hiral canal systems, the escape above Jamrao weir and Nara banks from R. D. 80 to 180 and cuts Nos. 9 and 10 to the Eastern Nara were completed.



Right Bank Scouring Sluices & Head Regulators (left to right) of Dadu & Rice Canals. Dredger is making sand slopes inside Cofferdam.

117. Good progress was made with the excavation of earthwork both by mechanical excavators and by manual labour. The two 50-B machines continued the excavation of the Khipro canal and have excavated a total length of 33 miles. The four 30-B machines were employed on excavating the Samarjo and Nabisar Branches both of which were completed. They are now employed on the Naokot Branch and the distributaries ex the Samarjo and Naokot Branches. To prevent wastage of water through depressions, embankments are under construction on both sides of the Eastern Nara from Rohri right down to Farash near the Dhoro Naro station, a distance of some 203 miles. The right containing bank and the left protective bank from the Jamrao head to the Makhi weir were completed. The construction of these bunds improve yearly the condition of water supply of the existing canals on the Eastern Nara system in that they reduce transit losses and the discharge gained is available for use in these canals. Good progress was made with the Flood Protective Banks from Makhi weir to Khipro weir and Khipro weir to Thar weir. Of the cuts to the Eastern Nara No. 9 was practically completed.

118. The building programme of the Nara Supply and Mithrao Remodelling Divisions was completed. The remodelling of the head regulators over the Puran and Dangan minors was completed and arrangements were made to start the work of regulators and bridges on the Khipro canal. Inspection paths completed right up to Jamrao Head were maintained in good order. The miscellaneous work consisted of recording readings at suitable places and taking weekly discharges to find out the present losses in the Nara, subsoil water observations and acquisition of land.

119. The total quantity of earthwork done in this Circle was about 27 crores cubic feet. The amount remaining to be done is 65 crores cubic feet.

Lloyd Barrage Circle

120. *Township.*—To facilitate the execution of works two townships one on either bank of the river, have been constructed, the larger of the two townships being on the right bank at Sukkur. The right bank township is provided with a hospital with 24 beds, bazar, market, shops, and two institutes, one for officers and the other for staff, while the smaller township on the left bank at Rohri is provided with a dispensary, bazar, market, shops and a small institute for the staff. Both the towns have an independent water supply and are provided with electric lighting. The two townships were extended during the year as required. An inspection bungalow has been constructed in the township on the right bank for the use of officers and visitors on business connected with the Barrage. The alignment towers with special 12 inch theodolites at each end of the Barrage for aligning that work were completed. From these towers, the exact alignment of every part can be set out. The new 'Masan' and its subsidiary buildings were practically completed.

121. *Railways.*—A net-work of railway track has been constructed with numerous sidings at the stone quarries and cofferdams. A station

and exchange sidings are provided for transferring waggons from the North Western Railway to the Barrage Railway on each side of the river, thus reducing the cost of double handling to a minimum. Large quantities of stone, stone sand, lime, cement, machinery, steel sheet piling, etc., were carried, the total tonnage hauled being approximately 1,925,000 ton miles.

122. *Quarries.*—The three quarries are equipped with the most up-to-date mechanical appliances each with its own power plant for compressed air and necessary pneumatic tools, workshops, dispensary, water supply and accommodation for subordinate staff and labour. The Sukkur and Kohistan quarries produce rubble stone while special large sized stones required for ashlar work on the Barrage and regulators are obtained from the Rohri quarry. The stone dressing shop is now completely fitted for any demand that may be made on it. It is the largest and best equipped dressing shop in India. During the year 84 lakhs cubic feet of rubble and 2 lakhs cubic feet of cut stone were quarried. Of the latter 1½ lakhs cubic feet were cut, planned and dressed and about 53,000 cubic feet were supplied for the construction of permanent works in the river. Large reserves are accumulated at all quarries to meet any urgent demands.

123. *Fleet.*—The fleet consists of two suction dredgers for excavation of foundations in the river, three paddle tugs for towing barges and other craft and for carrying labour across the river, pontoons for pile drivers and pumping sets, electric derrick cranes, heave-up boats for lifting heavy anchors and moorings and steel barges, and motor launches for carrying staff, labour and light materials across the river. On the right bank no excavation by the dredgers was necessary as the average bed level inside the cofferdam was about 27 feet below the lowest foundation level. The dredger was therefore set to work outside the cofferdam to deposit sand from the river bed through the pipe line carried over the piling for filling in the cofferdam to the required bed level. It was also used for forming sand slopes against the piling inside the cofferdam. On the left bank all the excavation that could be done by the dredger was completed.

124. *Head Works.*—The masonry work of the regulators on the right and left banks, which form the flanks of the Barrage, with their wing and connecting walls were completed up to the springing level of the arches for the road and gate bridges. The construction of the scouring sluices of the barrage proper and their adjoining regulators on the Dadu canal and the Khairpur Feeder West were commenced in the autumn of 1927 as soon as the river was low enough in velocity and level to make the pile driving practicable for these exposed works. The cofferdams constructed of interlocked steel sheet piling are probably the largest ever constructed. The outer wall of each cofferdam consists of a line of steel sheet piling driven into the river bed (to depths varying from 17 to 22 feet according to the level of the bed) so as to leave their tops above an early June flood level. This piling is supported on the inside against external water pressure by a slope of sand carried up to or above the water level before the inside is pumped out. On an average the bed level inside the cofferdam



Right Bank (in distance) & Left Bank (in foreground) Cofferdams, Head Regulators of Dadu, Rice & North Western Perennial Canals are seen in distance.

was about 27 feet below the lowest foundation level and instead of excavation being necessary filling by means of dredgers had to be resorted to. Inside these cofferdams the foundations for the two regulators and the barrage scouring sluices and the wide masonry aprons have been excavated and all masonry laid in the dry. Since the period under review the masonry has been completed and the cofferdams removed. Good progress was made with the downstream guide bank on the left bank which is 1,700 feet long, 40' wide at the top and has side slopes $1\frac{1}{2}$ to 1.

125. *Plant.*—A well equipped engineering and wood working shop with electric power and with a small foundry for iron and brass castings on the right bank and a smaller combined engineering and wood working shop with electric power on the left bank were kept fully employed. They carry out repairs to machinery employed in other Circles as well as in the Barrage works proper and also do miscellaneous work. The floating and land pile drivers were employed on the cofferdams. The 25 ton and 10 ton electric floating cranes were employed on both banks on shifting, loading and unloading piling and materials. The motor driven compressor worked continuously for supplying air for rivetting, etc., in ship-building yard and workshop. Concrete blocks each weighing 10 tons required for the protection of the river bed on the downstream side of the barrage and the canal beds below the regulators were manufactured in the block moulding yards on each bank of the river. To meet the heavy demand for hydraulic lime 56 electrically driven mortar mills were provided on both banks.

126. The power house plant on the Right Bank was in commission day and night throughout the year and gave most satisfactory service. The total units generated during the year were 2,186,988. An arrangement was made to interconnect the water cooling tanks for the large and small engines so that any engine may be put to any cooling water tank. On the distribution and transmission system a large amount of miscellaneous work was carried out, such as cabling Simplex and Duplex Diamond saws in the stone dressing shop, motors for concrete mixers, water supply and fuel oil pumps, cranes, etc.

127. Kilns of the continuous and intermittent type for the manufacture of fat and hydraulic lime were fully employed and the lime manufactured was used in preparing lime-mortar for the Regulators and Barrage Scouring Sluices.

128. Soundings and silt observations on cross sections from the Lansdowne bridge down to the Barrage site were continued.

129. The total quantity of earthwork done in this circle was 2.5 crores cubic feet. The amount remaining to be done is 25 crores cubic feet.

130. *General items.*—The Central Designs Division which is under the direct control of the Chief Engineer was mainly engaged on the designs of regulators, Jack arch bridges, preparation of plans and estimates for the Hume Pipe culverts and slab drains, etc., and on carrying out experiments on the models of the designs of regulators, falls, syphons,

acqueducts, Hume pipe culverts, etc., with a view to checking the designs in the light of information obtained from the experiments.

131. At the Testing Station a good deal of work was done in connection with the testing of different shapes of cut and ease waters and different degrees of splay for contraction and expansion of noafflux conditions. All possible combinations of cut and ease waters were used with a view to finding out the difference in recovery of head caused in the variation in the shape of cut and ease waters. The suitability of Hume pipe culverts and slab drains as an economical type of bridge for distributaries and minors was investigated. Investigations were also made in the most suitable type of gates for regulators of different sizes.

132. To facilitate the execution of works telephones were installed along the canals and branches under construction on both the banks.

133. A rectangulation survey of the area under command of the canals of this scheme, excluding the Khairpur State has been continued by the Survey of India at the expense of this Project. The work has as its ultimate object the standardisation of the size of each Survey number, each number being 16 acres in area.

134. The work of the acquisition of land for canals, branches and distributaries was continued by the special staff under the Revenue Officer. During the year 10,057 acres were acquired at a cost of Rs. 11,49,766 which gives an average rate of Rs. 114 per acre.

135. During the year a new Division called the Manchar Drainage Division was opened. The Division will comprise the Manchar Drainage works in the Western Circle and the Flood Protective Bund works in the North-Western and Western Circles.

A well equipped hospital on the Right Bank and a dispensary on the Left Bank with dispensaries at several places on the canals for the treatment of staff and labour employed on works at Sukkur and on the dragline excavators were most useful. They are under the supervision of an Inspecting Medical Officer.

136. During the period the works at Sukkur were visited by His Excellency the Commander-in-Chief in India in April 1927, by His Excellency the Viceroy and Governor General of India in November 1927, by His Excellency the Governor of Bombay in December 1927, by Honourable the Finance Member in November 1927, by the Honourable the General and Home Members and the Secretary to Government, Public Works Department in December 1927 and by a party of the members of the Legislative Council in May 1927.

7. MISCELLANEOUS

137. *Plantations.*—Existing plantations on canals and bunds were carefully looked after. The work of planting new trees in some Divisions was continued.

Irrigation of cotton.—No Egyptian cotton was sown in the Indus Left Bank Circle during the year.

The following table shows some details regarding the waterings given to indigenous cotton :—

Name of Division	Lift lands		Flow lands		Date of last waterings
	No. of waterings	Interval between	No. of waterings	Interval between	
Hyderabad Canals ..	6	25th September to 15th October 1927.
Fuleli Canals ..	5	27th September 1927.
Eastern Nara	4	10th June to 10th September 1927.
Northern Canal. Jamrao	8	5 to 7	Lift 5th November 1927. Flow from 24th September to 16th November 1927.
Southern Canal. Jamrao	4 to 5	3 to 5	Lift 15th October 1927. Flow from 23rd July to 26th November 1927.

III.—Deccan and Gujarat

1. NORTHERN CIRCLE

General Remarks

138. The year under review was marked by unprecedented rainfall and very heavy floods in Gujarat in consequence of which canals, tanks, roads, Railway lines and buildings were seriously damaged and all traffic and communications were suspended for a whole week in the Kaira and Panch Mahals and Ahmedabad Divisions. The downpour was, however, excessive only in the last week of July and as the rainfall was moderate in August and September the year proved to be a good one for irrigation.

(i) *Works for which Capital Accounts are kept*

Hathmati and Khari Cut Canals

139. The monsoon commenced in the middle of June and lasted till the end of September. The rainfall gauged at Ahmedabad and Prantij during the year was 76·25 and 50·99 inches against the average of 29·43 and 29·03 inches respectively, for the last 30 years. The abnormal rainfall caused general flooding all over the country with the result that the Khari Cut Canal breached very badly at many places from mile 10 to its junction with the Chandola tank at mile 15.

140. The Bokh reservoir filled in one day on 27th July but the H. F. L. was carefully controlled by discharging surplus water through the outlet in the dam. The Wasai reservoir holding about 40 million cubic feet filled in a short time and breached at several places.

141. The Hathmati river was in flood on 28th July, the maximum height of water over the weir being 3·70 feet on that day and the discharge 29,700 cusecs. The floods continued upto 30th July, discharge being reduced to 1,245 cusecs on 9th August and to 409 cusecs on 12th October. Out of 171 cusecs of average daily discharge admitted into the Hathmati canal, 61 cusecs were utilised in the kharif season. The surplus water of 110 cusecs was run into the Khari and taken into the Khari Cut Canal for irrigating the large area of rice cultivation under it. In the rabi season 3,913 acres were irrigated by this canal. This is the third best year since 1911.

142. Remission of water rates amounting to Rs. 17 only was granted during the kharif season for failure of crops. This was due to excessive leakage of the branch canals.

143. The Khari Cut Canal was opened for irrigation on 31st August. The Chandola tank filled on 28th July to R. L. 142·80 as compared with H. F. L. R. L. 143·00. Due to heavy rain and consequent floods in the last week of July dry crops in the area commanded by the canal were spoilt but in place of the dry crops rice was planted on all lands under the canal, high and low alike. Irrigation water was therefore applied for over an area of 14,123 acres the greatest area on the records of this canal. The situation thus became critical and strenuous efforts had to be made to protect the whole area. About 130 to 135 cusecs of surplus water from the Hathmati Canal were sent down the Bhojwa channel and the water from the Bokh reservoir had also to be used from 10th September to meet the situation, reducing the level of this reservoir by 6·5 feet on 5th November. The Wasai reservoir having breached in the beginning of the season 1,300 acres in Wasai, Mahijda and Kathwada (Kaira District) villages were irrigated with some difficulty directly from the Wasai branch canal. The area actually irrigated during the year under the Khari Cut Canal was 13,103 acres. This is the second highest figure in the history of that canal, the highest one being 13,536 acres in 1914-15.

144. Remission of water rates amounting to Rs. 122 was granted during the year on account of the failure of crops. Rs. 4,414 was the usual Himayat deduction.

145. In the rabi season 1,158 acres were irrigated under this canal. For this irrigation the Bokh water level was lowered by 1·40 feet and surplus flow of the Hathmati Canal was passed on through the Bhojwa channel. During this season the average daily discharge was 41 cusecs, representing a duty of 28.

146. Remission of water rates amounting to Rs. 261 was granted during the rabi season on account of the failure of crops. This was due to a disease named ' Geru ' which badly affected the wheat crop.

147. The total area irrigated and the gross assessment on the Hathmati and Khari Cut Canals during the year were 19,605 acres and Rs. 1,22,231 against 5,375 acres and Rs. 35,847, the average.

Tanks in the Kaira Collectorate

148. The area irrigated and the gross assessment, with miscellaneous receipts from all sources on the Wangroli, Tranza Nagrama, Savli and Saiat Tanks compare with the average as under :—

	1927-28		Average	
	Area irrigated	Gross assessment	Area irrigated	Gross assessment
	Acres	Rs.	Acres	Rs.
Wangroli Tank	1,389	7,742	1,202	6,331
Tranza Nagrama	157	1,966	56	1,403
Savli	1,426	7,081	1,329	5,651
Saiat	120	1,439	679	3,564

149. The replenishment received in the tanks was utilised for irrigating the kharif crops (mainly rice) and rabi crops but the demand for water was not great either in the kharif or the rabi season owing to the moisture in the soil due to abnormal rainfall. The storage of the previous year in the Wangroli, Savli and Saiat Tanks, was utilised in irrigating hot weather crops.

Futelao Tank

150. This tank, situated at a distance of about 4 miles from Dohad in the Panch Mahals Collectorate, does not fill even in the years of normal rainfall owing to the insufficiency of run-off from its catchment area. The rainfall recorded at the station during the year was 40·70 inches and the total run-off received into the tank was 56·07 million cubic feet at F.S.L. R.L. 107. The tank was empty in the early part of the year, but the rains of June and July completely filled it and the waste weir discharged with a depth of water over it of 3' for one day and varying from 3" to 6" for a fortnight. This was the first time that so great a discharge has passed over the weir in the history of the tank. An expenditure of Rs. 1,247 was incurred during the year on filling up the inner portion of the slopes and restoring the bund to its original state. The miscellaneous revenue, including the tank bed cultivation, during the year amounted to Rs. 71. The tank as well as the canals were maintained in good order.

(ii) Works for which capital accounts are not kept

Khari Sluices.

151. Due to the abnormal rains during the year, the Khari river continued to flow upto 1st May 1928. The whole of the Khari sluices area was flooded and well saturated and all the Himayat paying land, viz., 7,238 acres in 11 Kalambandhi villages of Matar Taluka of the Kaira District was planted with rice which was successfully matured.

152. Non-himayat paying area of 243 acres was also irrigated in the kalambandhi villages during the kharif season and 1 acre in the rabi season which came to maturity. Thereafter, some people attempted to sow Jowar, but it did not thrive as the productive capacity of the soil had been over taxed by 3 crops raised one after the other.

153. The Bherai and Chanindra reservoirs and other 2nd class tanks breached badly due to abnormal rain in this area in the last week of July 1927, but as there was ample flow in the river throughout the year no adverse effects were felt by the kalambandhi irrigators.

Muvalia Tank

154. The Muvalia Tank filled up to F. S. L. Owing to the abnormally heavy floods on the waste weir, the cushion walls and side walls of the chambers were overthrown and portions near the high and low level waste weir eroded. Some damage to the Right Bank Canal, to the pavement of the service road and to the inner slope of the dam was caused by the high waves in the last flood of July. The damaged portions were repaired.


155. The total area irrigated under this tank was 1,431 acres and the gross assessment Rs. 3,415 against 846 acres and Rs. 2,641 respectively the average. The miscellaneous revenue from all sources amounted to Rs. 682 against Rs. 3,867 for the preceding year. The revenue for the preceding year was high as water was issued in that year to the Bombay Baroda and Central India Railway Company for the construction of Loco : Shops at Dohad. The tank, with its dam, canal and distributaries, was maintained in an efficient state at a cost of Rs. 4,450.

Old Tanks

156. Improvements to one tank in the Ahmedabad and 5 tanks in the Kaira and Panch Mahals Divisions and repairs to 10 tanks in the Ahmedabad, 16 in the Kaira and Panch Mahals and 38 in the Surat and Broach Divisions were carried out during the year at a total cost of Rs. 10,145 and Rs. 45,255 respectively.

157. The following important works were carried out during the year :—

	Expenditure during the year
	Rs.
(1) Constructing a new loop culvert in Goblaj tank, taluka Matar	2,052
(2) Construction of the Chharchhoda Ambli tank, taluka Dohad	1,405
(3) Constructing the Warod Sapoi tank, Mahal Jhalod, District Panch Mahals	3,132
(4) Repairs to the Kamalia tank at Satamna, taluka Kalol	373
(5) Repairs to the Ratnagar tank at Savli, taluka Kapadvanj	500
(6) Repairs to the Fata tank at Eyawa, Taluka Mehmedabad	251



VISAPUR TANK CANALS.

Aqueduct No. 1 over the Waste Weir Channel.

Tanks in the Kaira and Panch Mahals Collectorates

158. The small irrigation tanks in the Kaira and Panch Mahals Collectorates filled to their full capacity in the beginning of the monsoon. Many of them were seriously damaged owing to heavy rainfall and floods at the end of July. Necessary repairs were carried out to restore the tanks to their original state and to stop further damage. The total area irrigated under these tanks was 2,833 acres and the revenue realised was Rs. 9,093.

Drainage Channels

159. The drainage channels in the Ahmedabad, Kaira and Panch Mahals and Surat and Broach Divisions were maintained in good order at a cost of Rs. 7,292, Rs. 4,420 and Rs. 5,842 respectively.

Protective Bunds

160. The following bunds, built in the past in order to protect the cultivable lands from the inroads of the sea, worked satisfactorily :—

- | | | | | |
|--|---|---|---|--|
| (1) Bund at Wagrej and Bigri in Bulsar Taluka of the Surat District. | } | In Wagra Taluka of the Broach District. | | |
| (2) Bund at Lakhigam. | | | | |
| (3) Bund at Kadodra. | | | | |
| (4) Bund at Harinagar | | | | |
| (5) Bund at Gandhar. | | | | |
| (6) Bund at Suwa | | | | |
| (7) Bund at Dehej. | | | | |
| (8) Bund at Islampur | | | } | In Jambusar Taluka of the Broach District. |
| (9) Bund at Nada | | | | |
| (10) Bund between Nada and Devla Villages. | | | | |

Reclamation Works

161. Reclamation bunds existing near Hansot and Asarsa villages in the Broach District continued their usual process of gradually reclaiming the salt land by siltation.

The protective and reclamation works in the Surat and Broach Divisions were maintained and repaired at a total cost of Rs. 16,291.

2. CENTRAL CIRCLE

General Remarks

162. There are only a few irrigation works of importance in this Circle, viz., the Ekruk Tank, the Jamda Canals and the Krishna Canal. The rainfall in the catchment of the tanks and canals in the year 1927 was good as compared with that of the previous year.

WORKS IN OPERATION

(i) Works for which Capital Accounts are kept

Ekruk Tank

163. The Ekruk Tank supplies water to the town of Sholapur, the Mills and the G. I. P. Railway and also for irrigation. Under

unfavourable conditions of replenishment, the tank is not able to meet all the demands, agricultural and non-agricultural, made on it, and investigations are in hand for an additional storage reservoir to supplement the supply. The tank irrigated 3,937 acres as against 3,854 acres, the average. The gross assessed revenue amounted to Rs. 1,38,425 against Rs. 1,28,043, the average. The increase in assessment as compared with the average was due to greater consumption of water by the Sholapur Municipality and higher revenue realised from the sale of right of grazing in the contour of the tank.

Jamda Canals

164. The area irrigated on the Jamda Canals was 1,350 acres against 1,208 acres, the average. The gross assessed revenue amounted to Rs. 7,621 against Rs. 9,664, the average. The decrease in assessment was due to less amount realised from sale of mango fruit and no realisation from the sale of aloe leaves.

Krishna Canal

165. The existing Kodshi weir is a masonry structure built across the Krishna river. The capacity of the storage has been found insufficient to supplement the discharge of the Krishna river and to irrigate, adequately, crops dependent on the canal in the hot weather. A project, which includes the construction of a pick-up-weir across the river Koyna and a feeder channel from that weir to the Khodshi weir for improving the supply is under consideration.

166. The area irrigated on the canal was 6,334 acres against 9,544 acres, the average and the gross assessed revenue was Rs. 64,431 against Rs. 66,104, the average. The decrease was due to timely and well distributed rainfall.

167. *Other works.*—The area irrigated on the Lower Panjhra River works and the Upper Man River works showed increases as compared with the average. There was a small decrease in the area irrigated by the Pathri tank and the Yerla River Irrigation Works which was due to timely and well distributed rainfall.

168. *Total area and assessment.*—The total area irrigated on all works was 31,381 acres and the gross assessed revenue was Rs. 3,33,354 as against the average of 33,137 acres and Rs. 3,27,251 respectively.

(ii) Works for which Capital Accounts are not kept

169. The area irrigated under the bandharas in the Central Circle was 10,364 acres and the outlay on extensions and improvements and maintenance and repairs was Rs. 5,915.

WORKS UNDER CONSTRUCTION

Visapur Tank

170. The only important irrigation work in progress in the Central Circle was the Visapur tank in the Ahmednagar Division. The Visapur



VISAPUR TANK.
Waste Weir overflowing.



VISAPUR TANK.
Convicts at work on the Dam.



VISAPUR TANK CANALS.

South entrance to tunnel under construction.

tank dam across the Hanga river, a tributary of the Bhima was started as a famine relief work in 1896 and was subsequently completed in slow stages, partly by criminal tribes labour and partly by convict labour supplemented by free labour. The Deccan Convict Gang was employed on it from the year 1901 to 1927. This earthen dam, which is 7,440 feet long and 84 feet high over the river bed, forms a lake of 1,136 million cubic feet capacity. It was completed in June 1927. Out of the estimated cost of Rs. 41 lakhs for the whole scheme Rs. 21 lakhs have been spent on the dam and head works. The balance is being spent on the construction of the canal, its distributaries and minors. The main canal with distributaries and minor channels will be 46 miles long. The total area under command is 95,000 acres of which 26,000 acres is irrigable. The scheme will yield a return of about 1 per cent. on the capital outlay.

3. DECCAN IRRIGATION CIRCLE

General remarks

171. The year was an exceptionally good one. The monsoon opened favourably and there was good and timely rainfall so that the demand for canal water for seasonal crops was less than usual.

172. Since 1923-24 an attempt has been made to start local Irrigation Committees on some of the distributaries of the principal irrigation systems. The response however has been very small. After considerable efforts and persuasion a few of these committees have been formed. Their working is being carefully watched. The main draw-back to the formation and success of such committees is the unwillingness or inability of the people to combine together and undertake the responsibilities and duties of irrigation management and control.

173. The possibility of further developing irrigation in this area depends to a large extent on the water supplies available. The work of gauging the amount of water in the rivers, estimating their silt contents and the measuring of rainfall in the catchment areas is therefore being vigorously prosecuted.

174. The most paying crop in Deccan Irrigation is sugarcane and it is only by growing a considerable amount of cane in suitable areas that Deccan canals can justify themselves financially apart from their protective value. The slump in price of sugarcane produce and the increase in working costs during recent years have therefore caused considerable anxiety. Investigations are however on foot with the object of discovering means of counteracting these adverse conditions.

175. The strictest economy is being enforced and propaganda undertaken to encourage the planting of a diversity of crops. Experiments with other types of cane and small sugar producing installations are being made by the Agricultural Department and the possibility of establishing large sugar factories in the Deccan on the Java system is being canvassed.

(i) Works for which Capital Accounts are kept

(a) Works in operation

Mhaswad Tank

176. This irrigation tank is formed by means of an earthen dam across the Man river, 9,000 feet long and 80 feet high at its highest point. It has a storage capacity of 2,600 million cubic feet. Situated on the eastern border of the Satara District it irrigates lands in the Sholapur District. Though the capacity is considerable the supply of water is not very reliable. Some 6,600 acres were irrigated during the year under report, yielding a gross assessed revenue of about Rs. 61,500 and realising a return of about $1\frac{1}{2}$ per cent. on the capital invested.

177. It is intended to utilise the discharge available from the existing Mhaswad Canal to supplement the discharge at the tail of the Nira Right Bank Canal (Branch No. 3) and the Mhaswad Canal system will eventually cease to appear as a separate and independent entity and will be absorbed into the Nira Right Bank Canal system.

Godavari Canals

178. This was the first of the important irrigation works undertaken in the Central Deccan for the protection of areas liable to famine. It was started in 1907 and completed in 1915-1916, at a cost of a little over one crore of rupees. The system comprises—

(1) a storage reservoir, called Lake Beale on the Darna river, with a capacity of 8,818 million cubic feet,

(2) a pick-up weir at Nandur Madhmeshwar on the Godavari river and

(3) two canals, the Godavari Right and Left Bank Canals taking off from the pick-up weir.

179. The Right Bank Canal, 69 miles long, serves the northern tracts of the Ahmednagar District. The Left Bank Canal is 48 miles long and irrigates lands in the south of the Nasik District and the north of the Ahmednagar District. The total area under command of the canals is 2,32,400 acres, of which some 80,000 acres are irrigable annually. The maximum designed discharges of the Right and Left Bank Canals at the head are 384 and 228 cusecs respectively.

180. During the year the general condition of the irrigators in the Godavari Canals tract was not very satisfactory. There has been a steady decline in the rate of 'gul' and the cane growers have only been able to get the required funds from the money lenders with difficulty. The husbandry of this crop was therefore in many cases considerably delayed. Further, the rates for manure were high and labour was very costly, all of which conditions increased the cultivators' difficulties.

181. There are at present about 17,800 acres under block agreements on this system—9,900 acres on the Godavari Right Bank Canal and 7,900 acres on Godavari Left Bank Canal.

182. The area of all crops irrigated on this system was about 37,000 acres, yielding a gross revenue of about Rs. 5·73 lakhs or a net revenue of about Rs. 2·11 lakhs which represents a return of about 2 per cent. on the capital invested as compared with the average of about 1·8 per cent.

Mutha Canals and Matoba Tank

183. This irrigation scheme consists of—

(1) a storage reservoir at Khadakvasla, called lake Fife impounding 3,950 million cubic feet, and

(2) the Mutha Right and Left Bank Canals.

184. The water of the lake is used for supplying drinking water to Poona and for irrigation on both banks of the river by means of the Mutha Right and Left Bank Canals, which take off from the flanks of the dam itself. The Right Bank Canal is 70 miles long and Left Bank Canal 18 miles. The capital cost of the scheme is about Rs. 65 lakhs.

185. The demand both for monsoon and rabi water was much less than anticipated due to good monsoon and rabi rains. This resulted in a fall of the irrigated area and irrigation assessment in spite of a small increase in the perennial area.

186. The system irrigated about 15,000 acres during the year under report, and earned a gross revenue of about Rs. 3·63 lakhs including earnings by the sale of water to Poona Cantonment and City.

187. On the Mutha Right Bank Canal the growth of aquatic weeds still causes considerable trouble and seriously affects the efficiency of the channel. A special study of weeds and their prevention is being made by the staff of the Special Irrigation Division in order to find a remedy.

188. The supply in Lake Fife is insufficient to meet the increasing demands for water supply for Poona and perennial crops on the canals, and in order to provide adequate protection to the area commanded by the Mutha Canals a project is under investigation for increasing the capacity of the lake, either by raising the present dam or by constructing subsidiary storage dams in branch valleys. Proposals are also under consideration for enlarging the Mutha Right Bank Canal, there being a very keen demand for extension of irrigation in the Mutha Valley. The work done so far consists in fixing the site for constructing a new dam below the existing one and surveys for remodelling the canal.

189. The Matoba Tank is a small tank receiving its main supply from the Mutha Right Bank Canal during the monsoon months.

Kadwa River Works

190. The Waghad Tank, with an earthen dam having a maximum height of 96 feet, is the main feature of this small scheme and supplies the Palkhed, Ojhar Tambat and Wadali Canals. The area irrigated during the year was about 2,600 acres and the gross revenue about Rs. 4,000. There was good and timely rainfall during the year under report and consequently the demand for canal water in both the kharif and rabi seasons was much less than usual. This scheme needs increased storage

and the canals require some remodelling. Investigations of a preliminary nature are being made.

Girna River Works

191. This is a comparatively small irrigation system in the Nasik Collectorate comprising a storage reservoir at Chankapur and the Girna Left Bank Canal about 19 miles long. The tank is situated on the Girna river, a tributary of the Tapti, and is formed by a masonry dam 140 feet high. The area irrigated during the year was about 6,100 acres and the gross assessed revenue about Rs. 52,000.

Pravara River Works

192. This system comprises—

(1) the Wilson Dam impounding Lake Arthur Hill at Bhandardara on the Pravara river,

(2) a pick-up weir at Ojhar 53 miles down the river, and

(3) two canals named the Pravara Right and Left Bank Canals, 33 and 48 miles long respectively which take off from the Ojhar weir.

193. The Wilson Dam was started in 1911 and has been completed. The catchment area of the reservoir is 47 square miles. As the whole of this catchment is in the Ghats, there is always a good run-off. The dam which is designed to impound 270 feet depth of water as a maximum, is about 1,600 feet long and is constructed across a gorge in the Pravara river valley. At present, water to a depth of 260 feet can be impounded which gives a storage of 10,086 million cubic feet. This storage can be increased to 12,092 million cubic feet with a depth of 270 feet by the placing of automatic gates on the waste-weir.

194. The pick-up weir at Ojhar 53 miles downstream from Bhandardara is 890 feet in length. Silt has accumulated in the basin to such an extent that it no longer contains a full day's supply for the canals. It is, therefore, proposed to increase the storage to a three days' supply and take measures to prevent further accumulation of silt by constructing a barrage or a syphon spill-way with scouring sluices. A project in this connection is under preparation.

195. The construction of both the Pravara Right and Left Bank Canals has been completed and the canals are now in full operation. The gross commanded area is 2,28,700 acres and the canals irrigate lands in Sangamner, Kopargaon, Rahuri and Newasa Talukas in the Ahmednagar Collectorate. The designed discharges of these canals at head are 152.62 and 530 cusecs respectively and at tail 81.79 and 102 cusecs respectively.

196. A sugar factory, owned by the Belapur Company and situated near Belapur Railway Station started operations in 1921 and the Company's area of sugarcane has risen from 550 acres in 1921-22 to 2,085 acres during the year. This is a pioneer scheme and the successful manufacture of sugar is of great importance to the large cane-growing interests in the Deccan and to the success of the Deccan Canals generally.


197. The year under review was not a good one for sugarcane growers on these canals. The main reason for this was the low rate for gul.



TOP VIEW OF THE LLOYD DAM FROM SOUTH END.

Taken on the occasion of His Excellency Sir Leslie Wilson's Inspection with
the Governor of Bengal.

**THE LLOYD DAM AT BHATGAR.
DISTANT VIEW SHOWING DOWNSTREAM FACE OF THE DAM.**



Length of Dam	5,333 feet.	Contents of lake.	24,198 M.Cft.
Height of Dam	190 feet.	Commenced.	1913.
Cubic contents of Dam	21½ M.Cft.	Completed.	1928.
	Cost	...	Rs. 172 lakhs.

The introduction of the block system for sugarcane was notified on these canals in 1927-28. The work of selecting, measuring and demarcating the blocks was done first under the supervision of the Executive Engineer, Pravara Canals Division; it was subsequently transferred to the Special Irrigation Division. The total area of blocks sanctioned for both the canals was about 11,400 acres.

198. The area of all crops irrigated by the canals during the year was about 24,000 acres, as against 32,000 acres in the previous year. This falling off in area is chiefly due to a falling off in both the kharif and rabi areas caused by favourable monsoon and timely and copious rainfall. The gross revenue was about Rs. 6·87 lakhs.

The two irrigation societies at Kolhar and Loni which had been entrusted with the internal distribution of water to cultivators' fields since the year 1922, stopped their working on 16th December 1927.

(b) Works under construction

The Lloyd Dam at Bhatgar and the Nira Right Bank Canal

199. This irrigation system which includes the remodelling Nira Left Bank Canal will be by far the largest so far constructed in the Bombay Deccan. The canal passes through the Northern tracts of the Satara Collectorate and the Phaltan State, but it mainly benefits the Western portion of the Sholapur Collectorate, a tract notoriously liable to famine.

200. The project comprises the Lloyd Dam at Bhatgar, to replace the old Bhatgar Dam, a much smaller structure constructed some 40 years ago for the Nira Left Bank Canal only. The new lake impounds 24,198 million cubic feet of water and feeds the old Left Bank Canal and the new Right Bank Canal, both of which take off from the pick-up weir on the Nira river at Vir, some 17 miles below Bhatgar. The Right Bank Canal will be about 106½ miles long and end near Mohod in the Sholapur Collectorate.

201. The works were started in 1912, and though progress was retarded owing to the war, it was possible to commence irrigation from the new Right Bank Canal during the year 1924-25. The Lloyd Dam is now complete and impounds the full volume of water. As regards the canal, practically all deep cutting and high banks up to the tail have been completed, with the exception of those close to certain masonry works in the Malsiras Division, which are in progress. All the masonry works have been completed except one aqueduct and some road-bridges in the Mohod Sub-division, which are nearing completion. The progress on distributaries and branches is satisfactory and in accordance with the programme. The distribution system is being constructed on up-to-date principles.

202. A large Venturi meter with a standing wave flume below it has been constructed at mile 2 to measure and record the discharge of the main canal at its head and a standing wave flume stop-gate at mile 80 has been constructed to measure the discharge entering the non-perennial section of the canal.

203. The total expenditure incurred on works alone during the year amounted to about 22·75 lakhs of rupees, bringing the total outlay on works to about Rs. 296·70 lakhs against the estimated cost of Rs. 384 lakhs for I Works.

204. During the year under report, the area irrigated was about 17,000 acres, yielding an irrigation revenue of about Rs. 1·23 lakhs.

(ii) *Works for which capital accounts are not kept*

205. These include numerous bandharas or small weirs built across streams having a good supply of water. Their purpose is to raise the level of the water sufficiently to enable it to command the lands to be irrigated. In all, there are about 300 of these small works in the Nasik Collectorate alone, and there are others in the West Khandesh District also. The outlay on repairs and extensions and improvements of these works and small village channels amounted to about Rs. 37,000 during the year against the average of about Rs. 36,000. These works give a very satisfactory yield per acre commanded and investigations are on foot for extending the system.

4. IRRIGATION DEVELOPMENT AND RESEARCH CIRCLE

General remarks

206. The irrigation Development and Research Circle was formed on 1st December 1927 and two Executive Divisions, *viz.*, the Nira Left Bank Canal and the Special Irrigation which were formerly under the Deccan Irrigation Circle were placed under it. The work done by the Special Irrigation Division is described under "6, Scientific Works."

207. The rainfall of the year was on the whole satisfactory. The supply in Lake Whiting was far in excess of the requirements, and water had not to be refused for seasonal crops anywhere on the Nira Left Bank Canal except on the tailmost distributary (59) and a few tail outlets of the Shetphal Channel. Owing to satisfactory rain-fall the demand for seasonal water in the tail length of the canal where rabi leases have not been granted pending completion of the remodelling work was not keen and there was a slight fall in the area irrigated.

208. The experiment with regard to giving a volumetric supply of water and management of irrigation by Irrigation panchayats on outlet 4 of Distributary 22 at Malegaon was in progress.

NIRA LEFT BANK CANAL DIVISION

Works for which capital accounts are kept

(a) *Works in operation*

Nira Left Bank Canal and Shetphal Tank


209. This system forms part of a scheme which was one of the pioneer irrigation works in the Deccan and irrigates lands on the left bank of the Nira River. The canal protects a tract with an extremely precarious rainfall in the Poona District. The original works were commenced in the year 1881 and completed in 1898-99.




Models of aqueduct No. 23. Nira Right Bank Canal. (Under construction) Model Scale $\frac{1}{24}$.



Model of Flumed Aqueduct No. 23. Bed width = 14 ft.
Afflux = 0.166 ft. Full Size Discharge 474 Cusecs.




Models of piers to test afflux. Cut water 1 : 5.
Ease water 1 : 10. Discharge Equivalent to $1\frac{1}{2}$ million cusecs.



Models of piers to test afflux. Cut water 1 : 5
Segmental Ease water.



Model of Aqueduct No. 23. Nira Right Bank Canal as originally designed. Bed width = 34'—9". Full Size Discharge 474 Cusecs.



Models of Aqueduct No. 23. Nira Right Bank Canal Flumed aqueduct is down stream of the aqueduct as originally designed.

210. The original canal system consisted of—

(1) a storage reservoir at Bhatghar impounding 5,313 million cubic feet of water (now submerged in Lake Whiting formed by the new Lloyd Dam).

(2) a pick-up weir at Vir on the Nira River about 17 miles downstream from Bhatghar.

(3) a canal about 100 miles long which commands a gross area of 274,447 acres of which some 50 thousand acres were irrigated annually up to 1918-19 and about 70 to 80 thousand acres at present. The Canal was designed to carry 450 cusecs ; but the masonry works were built to admit of the discharge being raised to 760 cubic feet per second, in order to provide for its future enlargement.

(4) *The Shetphal Tank*.—This tank is situated at the tail of the canal and is used for the purpose of storing part of the surplus monsoon flow in the river which would otherwise go to waste. The water, so stored, is utilised during the dry season. The effective capacity of this tank is 592 million cubic feet.

211. The capital outlay on the whole system up to the end of March 1927 was 403 lakhs of rupees, and the scheme is by far the most remunerative of the larger protective irrigation works now in operation, in the Deccan. It has enormously benefited a tract which prior to its construction suffered seriously from drought and famine.

212. During the year under report this system irrigated about 73,100 acres, yielding a gross revenue of about Rs. 10½ lakhs and a probable net revenue of about Rs. 7½ lakhs, which works out to about 7 per cent. on the capital invested, against 8 per cent. for the preceding three years.

213. The "Block System" or Perennial Block System has been already mentioned and described in the previous reports. This is a form of long term water lease first introduced on this canal and now being extended to other systems. In return for first claim on the supply of water for the irrigation of sugarcane on one-third of the area and for the irrigation of other crops during the monsoon and rabi seasons on the remaining two-thirds, the lessees bind themselves to pay a fixed rate per acre annually whether water is taken or not. There are at present about 20,300 acres under Block agreements on the main canal and about 1,250 acres on the Shetphal tank.

214. Another form of long-term agreement in vogue on this canal is the "Eight months' lease", under which two seasonal or monsoon and rabi crops may be grown up to the full area sanctioned. The minimum charge is the (light) rabi rate on the area sanctioned ; and irrigation during the monsoon is optional. It pays the irrigators of eight months' lease areas to spend money on orderly cultivation with adequate manure as they know they are assured of an adequate and timely supply, which makes it possible for them to grow crops giving heavy yields. The advantages of these long-term agreements to the Department are the stability of demand for water and the certainty of a uniform return for the water supplied. The area of eight months' leases during the year under report was about 26,300 acres on the canal and about 2,800 acres on the Shetphal Tank.

(b) Works under construction

Nira Valley Development Project

215. This project provides for the complete development of irrigation in the Nira Valley on the lines decided upon in consultation with the Government of India. It marks the final stage of development that is possible and involves an expenditure of Rs. 135·8 lakhs on the following works :—

	Cost in lakhs
(i) Widening and remodelling the Nira Left Bank Canal	Rs. 36·7
(ii) Construction of a new dam at Vir to supplement the supply from the Lloyd Dam	99·1
	135·8

216. During the year under report canal remodelling was in progress. The total expenditure on this work was Rs. 2·93 lakhs. The surveys for remodelling the distributaries were also in progress. The work carried out on distributaries chiefly consisted of earthwork in connection with raising and strengthening banks and the construction of standing wave flumes.

5. SOUTHERN CIRCLE

(i) Works for which Capital Accounts are kept

Gokak Canal

217. Among the irrigation works in the Southern Circle, the Gokak Canal 1st Section and Storage Works at Dhupdal is the most important. The system consists of a weir across the Ghataprabha river at Dhupdal about two miles from Hukeri Road Station on the Madras and Southern Mahratta Railway in the Belgaum District, with 16 miles of main and branch canals and 36 miles of distributaries. The water level of the Dhupdal Storage Reservoir on 1st April 1927 was 16·35 feet. The tank was dry on 4th May when water level went down to 6 feet. On 30th May small replenishments were received which raised the level to 15·40 feet. The level went down again gradually and reached 12·60 feet on 17th June. The Reservoir then commenced to get regular replenishments and overflowed for a period of about two months from the beginning of July. At the end of the monsoon the crest of the weir was temporarily raised by four feet. Removable wooden shutters are set up at the end of each monsoon and the shutters are removed before the advent of the following monsoon. This arrangement results in the storage of an additional quantity of 561 million cubic feet of water and reduces considerably the chances of a shortage in the supply to the Mills.

218. The Cotton Mills at Gokak were supplied with water as usual, for which they pay to Government Rs. 14,313 annually. Owing however to insufficient replenishment the requirements of the Mills were only met partially during the months of April and May and compensation of Rs. 1,880 was therefore paid to the Mills as stipulated in the agreement.

219. The arrangement of supplying water for the engines and passengers of the Madras and Southern Maharatta Railway Company at Hukeri Road Station was continued during the year. A sum of Rs. 328-14-0 was recovered from the Railway Company for this supply.

220. The total area irrigated during the year under the Gokak Canal was 9,918 acres, against 12,244 acres in the previous year and 12,291 acres, the average. The decrease was due partly to the restriction of maize as a rabi crop and partly to the opportune rainfall in November, which curtailed the demand for water for cotton and shalu crops. The water rate assessed during the year was Rs. 64,851 against Rs. 80,136 last year and Rs. 72,910, the average. The decrease was due to the decrease in the area irrigated.

Dharma Canal

221. The monsoon of the year under report was unfavourable. The distribution of water was, however, well managed, there being no complaints from the irrigators. The crops on lands irrigated directly by the canal and by tanks fed by the canal were in good condition.

Other Works

222. The remaining irrigation works consist of a few tanks irrigating from 50 to 600 acres situated chiefly in the Dharwar Irrigation Division.

223. *Total area irrigated and assessment.*—The total area irrigated on all the works was 17,768 acres and the gross assessed revenue Rs. 98,807 against 20,256 acres and Rs. 1,06,542, the average respectively.

(ii) Works for which Capital Accounts are not kept

224. Most of the irrigation works under this head are in the Dharwar Irrigation Division. They supplement the rainfall and irrigate rice whenever there are long breaks in the monsoon. Repairs to 162 tanks were carried out at a total cost of Rs. 62,586, the average expenditure per annum on such repairs being Rs. 57,645. The total area irrigated by these small works was 89,912 acres, and the irrigation share of the consolidated assessment amounted to Rs. 2,83,747.

6. MISCELLANEOUS SCIENTIFIC WORKS

(a) Engineering questions that have arisen

225. Observations to ascertain losses by evaporation and absorption were made in certain tanks and reservoirs and the results published in the Annual Report of supplies of water available for irrigation works, etc., for the year 1927.

(b) Special Irrigation Division

226. The executive charge carries out experiments and research work in connection with the many problems met with in the scientific development of Irrigation.

The principal subjects handled are dealt with below :—

Soil classification

227. The soil classification of the whole Nira Left Bank canal is complete except for Distributaries 16 to 19 where it is in hand.

228. Soft murum surveys of Block Nos. 6 to 8 on the Pravara Right Bank Canal and Nos. 5, 8 and 11 on the Pravara Left Bank Canal, were completed during the year. Soft murum survey on the Mutha Right Bank Canal from Dhond to Uruli was completed.

229. Strata through which the Nira Left Bank Canal passes were observed along the whole length of the perennial section. Similar observations were also made and recorded on the Godavari and Pravara Right and Left Bank Canals.

Land Drainage

230. Work on drainage schemes was greatly hampered by the heavy rains, which caused floods and produced good rain crops—with a resultant scarcity of labour. The following drainage schemes were in progress :—

—	Estimated cost	Protected area	Damaged area
<i>Nira Left Bank Canal</i>			
(1) Malegaon Drainage Scheme	37,586	1,450	507
(2) Hol, Murum and Karanja Scheme	79,706	2,275	750
<i>Godavari Left Bank Canal</i>			
(3) Kopargaon Drainage Scheme	38,852	1,480	525
<i>Pravara Left Bank Canal</i>			
(4) Khandala-Nandur Drainage Scheme.. ..	24,874	1,500	190

The following drainage schemes were prepared :—

Nira Left Bank Canal

- (1) Drainage scheme for Distributary 26 C area.

Mutha Right Bank Canal

- (2) Manjri Drainage Scheme.

Godavari Right Bank Canal

- (3) Nimgaon-Shirdi Drainage Scheme.

The following drainage schemes were under preparation :—

- (1) Loni Drainage Scheme of the Pravara Left Bank Canal.
- (2) Distributary 5, Distributary 6, Drainage Scheme of the Nira Left Bank Canal.
- (3) C. V. No. 29 of the Godavari Right Bank Canal.
- (4) Douch Schemes, Godavari Right Bank Canal.
- (5) Deolali Scheme of the Pravara Right Bank Canal.

Reclamation of salt lands

231. The reclamation of the salt land at Baramati was in progress.

*Block revision and formation**Block work on the Pravara Canals*

232. The total probable block area for the year under report is estimated at 11,200 acres, out of 17,405 acres applied for, the balance being rejected due to unsuitability of soils, etc.

Observation of subsoil water levels

233. One thousand four hundred and fifty wells on the Pravara Right Bank Canal, 1,954 on the Pravara Left, 2,085 on the Nira Right and 2,000 on the Godavari Canals were under observation during the year.

*Improvement in distribution and measurement of water**Canal weeds*

234. (i) Weeds growing in the Godavari Right Bank Canal were investigated from mile 28 to 50. The growth was quite as heavy as in 1926.

(ii) Nira Right Bank Canal. 'Vallisneria Spiralis' had become more firmly established in the first 6 furlongs of mile No. 1.

(iii) The weed experiments at Vir were decisive this year.

(iv) An experiment has been started on the Nira Left Bank Canal to study the effect of silt, deposited on the surface of the leaves of the weeds.

Irriculture (i.e., the interaction of irrigation and agriculture)

235. Experiments were carried out to ascertain the relative suitability of several varieties of sugarcane for effluent conditions and the effect of varying the interval between waterings.

236. *Effluent Irrigation.*—The difficulty experienced in the past in distributing effluent was considerably reduced this year by maintaining a sufficient supply of water. Two hundred and seventy acres were irrigated with effluent during the year. The assessment of the effluent area, for effluent alone, was Rs. 28,541 and the average discharge was 1.10 cusecs. The following problems were investigated at the Effluent Farm at Hadapsar :—

(1) Loss of Nitrogen in diluted and undiluted effluent during its course from the head of a distributary to its tail.

(2) Correlation of Nitrogen to conductivity.

(3) The relation of Brix readings of cane to the type of soil, age of crops, etc.

(4) Transpiration experiments with sugarcane.

Soil physics

237. Soil improvement experiments were carried out at Baramati. The following investigations were continued in the Soil laboratory there :—

(1) Mechanical Analysis of 142 soil samples.

(2) Capillary tests of 152 soil samples.

- (3) Conductivity of 1,255 water samples.
 (4) Tintometer tests of 466 water samples from all the canals.

Hydraulic Experiments

238. Experiments were carried out at the Hydraulic Testing Station at Distributary 5 of the Mutha Right Bank Canal on several types of standing Wave Flumes and models of automatic gates and Barrage pier and under-sluices.

(c) River Gauging

239. Wherever there is any possibility of developing irrigation arrangements have been made to gauge the rivers concerned and record the rainfall in the catchment areas. Investigations are also being made as to the silt contents of the water in several rivers.

240. The following technical papers on Irrigation were published during the year 1927-28.

Technical Paper No.	Subject	Author	Price
			Rs. a. p.
14	A short note on the improvement of Damaged Lands in the Canal Irrigated Tracts of the Bombay Deccan.	C. C. Inglis, B.A.I., M. Inst. C.E., Executive Engineer, Special Irrigation Division.	0 4 6
15	Notes on Standing Wave Flumes and Flume Meter Falls.	Do.	2 8 0
16	Note on Irrigation on the Block system in the Deccan Canal Tracts.	Do.	0 5 0
17	Note on the Effluent Farm near Poona (1918-19 to 1925-26).	Do.	0 15 0
19	Note on the design of distributaries and their outlets in the Bombay Deccan.	Do.	0 14 0
20	Note dated November 1927 on 'Model experiments to ascertain the effect of partial lining of the Malegaon Cut' in miles 38 and 39 of the Nira Left Bank Canal.	C. C. Inglis, B.A.I., M. Inst. C.E., Executive Engineer, Special Irrigation Division and D. V. Joglekar, B.E., Assistant Engineer.	1 0 0
21	Note on the Outturn and profit from sugarcane crops grown in the Deccan Canal Tracts.	C. C. Inglis, B.A.I., M. Inst., C.E., Executive Engineer, Special Irrigation Division and V. K. Gokhale, B.A.G., Deputy Soil Physicist.	1 3 0

Note.—These Technical Papers are obtainable from the Superintendent, Government Printing and Stationery, Bombay; from the High Commissioner for India, 42, Grosvenor Gardens, S. W. 1. London; or through any recognised Bookseller.

Administrative Accounts
Public Works Department
(Irrigation)
Bombay Presidency

For the Year 1927-28

TABLE OF CONTENTS

Name of Work.	No. 1, General Abstract of Financial Results.	No. 2, Capital Account.	No. 3, Revenue Account.	No. 4, Interest Account.	No. 5, Account of Indirect Charges.	No. 6, Statement comparing charges to date with sanctioned estimates
PRODUCTIVE	Pages	Pages	Pages	Pages	Pages	Pages
Review						
1 Alibhar Kacheri Canal ..	2 to 5	14 and 15	16	16
2 Sarfrazwah	2 to 5	17 and 18	19	19
3 Ghar Canal	2 to 5	20 and 21	22	22
4 Great Marak Canal ..	2 to 5	23 and 24	25	25
5 Gadikeri Tank	2 to 5	26	27	27
6 Mavinkop Tank	2 to 5	28 and 29	30	30
7 Sukkur Canal	2 to 5	31 and 32	33	33
8 Unharwah	2 to 5	34 and 35	36 and 37	38	38	39
9 Begari Canal	2 to 5	40 and 41	42	42
10 Desert Canal	2 to 5	43 and 44	45 and 46	47	47	48
11 Fuleli Canal	2 to 5	49 and 50	51 and 52	53	53	54
12 Naulakhi Canal	2 to 5	55 and 56	57	57
13 Pinyari Canal	2 to 5	58	59 and 60	61	61	62
14 Indus Canal Right Bank ..	2 to 5	63 and 64	65 and 66	67	67	68
15 Indus Canal Left Bank ..	2 to 5	69	70 and 71	72	72	73
16 Sind Canals and Branches..	2 to 5	74 and 75	76	76
17 Rajib Chitti and Garang ..	2 to 5	77 and 78	79 and 80	81	81	82
18 Canals in Rohri	2 to 5	83 and 84	85 and 86	87	87	88
19 Western Nara and Pritchard.	2 to 5	89	90 and 91	92	92	93
20 Phitta Canal	2 to 5	94 and 95	96	96
21 Gharo Mahumudo	2 to 5	97 and 98	99	99
22 Kari Shumali	2 to 5	100 and 101	102	102
23 Nasirwah	2 to 5	103 and 104	105	105
24 Indus Canals (other canals in Fuleli Division).	2 to 5	106 and 107	108	108
25 Dambhro	2 to 5	109 and 110	111	111
26 Marviwah	2 to 5	112	113	113
27 Baghar Canal	2 to 5	114 and 115	116 and 117	118	118	119
28 Shahada Channel	2 to 5	120 and 121	122	122
29 Lloyd Barrage and Canals Construction.	2 to 5	123, 124 and 125	126	126	127
30 Garkino Canal	2 to 5	128 and 129	130	130	131
UNPRODUCTIVE						
31 Kasurdi Tank	6 to 9	132 and 133	134	134

TABLE OF CONTENTS

Name of Work.	No. 1, General Abstract of Financial Results.	No. 2, Capital Account.	No. 3, Revenue Account.	No. 4, Interest Account.	No. 5, Account of Indirect Charges.	No. 6 Statement comparing charges to date with sanctioned estimates.
	Pages	Pages	Pages	Pages	Pages	Pages
UNPRODUCTIVE—contd.						
32 Chikli Canal	6 to 9	135 and 136	137	137
33 Hathmati and Khari Cut Canal.	6 to 9	138 and 139	140	140
34 Dambal Tank	6 to 9	141 and 142	143	143
35 Medleri Tank	6 to 9	144 and 145	146	146
36 Hartala Tank	6 to 9	147 and 148	149	149
37 Mhaswa Tank	6 to 9	150 and 151	152	152
38 Madag Tank	6 to 9	153 and 154	155	155
39 Asundi Tank	6 to 9	156 and 157	158	158
40 Ekrak Tank	6 to 9	159 and 160	161	161
41 Muchkundi Tank	6 to 9	162 and 163	164	164
42 Bhadalwadi Tank	6 to 9	165 and 166	167	167
43 Bhatodi Tank	6 to 9	168 and 169	170	170
44 Koregaon Tank	6 to 9	171 and 172	173	173
45 Krishna Canal	6 to 9	174 and 175	176 and 177	178	178	179
46 Upper Man River Works ..	6 to 9	180 and 181	182	182
47 Maini Tank	6 to 9	183 and 184	185	185
48 Ashti Tank	6 to 9	186 and 187	188	188
49 Rewari Canal	6 to 9	189 and 190	191	191
50 Shirsuphal Tank	6 to 9	192 and 193	194	194
51 Lower Panjhra River Works.	6 to 9	195 and 196	197	197
52 Yerla River Irrigation Works.	6 to 9	198 and 199	200	200
53 Parsul Tank	6 to 9	201 and 202	203	203
54 Mutha Canal including Matoba Tank.	6 to 9	204 and 205	206 and 207	208	208	209
55 Gokak Canal, 1st Section	6 to 9	210 and 211	212 and 213	214	214	215
56 Eastern Nara Works	6 to 9	216, 217 and 218	219 and 220	221	221	222
57 Mhaswad Tank	6 to 9	223 and 224	225	225
58 Jamrao Canal	6 to 9	226, 227 and 228	229 and 230	231	231	232
59 Jamda Canal	6 to 9	233 and 234	235	235
60 Pathri Tank	6 to 9	236 and 237	238	238
61 Victoria Tank	6 to 9	239 and 240	241	241	242
62 Budhibal Tank	6 to 9	243 and 244	245	245	246
63 Nira Left Bank Canal and Shetphal Tank.	10 to 13	247 and 248	249 and 250	251	251	252
64 Hasanaliwah	10 to 13	253 and 254	255 and 256	257	257	258
65 Dad Canal	10 to 13	259 and 260	261 and 262	263	263	264
66 Nasrat Canal	10 to 13	265 and 266	267 and 268	269	269	270
67 Kadwa River Works	10 to 13	271 and 272	273	273
68 Wangroli Tank	10 to 13	274 and 275	276	276

TABLE OF CONTENTS

iii

Name of Work.	No. 1, General Abstract of Financial Results.	No. 2, Capital Account.	No. 3, Revenue Account.	No. 4, Interest Account.	No. 5, Account of Indirect Charges.	No. 6, Statement comparing charges to date with sanctioned estimates.
<i>UNPRODUCTIVE—contd.</i>	Pages	Pages	Pages	Pages	Pages	Pages
69 Tranza Nagrama Tank ..	10 to 13	277 and 278	279	279
70 Suttah Canal	10 to 13	280 and 281	282	282
71 Savli Tank	10 to 13	283 and 284	285	285
72 Chankapur Tank ..	10 to 13	286 and 287	288	288
73 Sahiat Tank	10 to 13	289 and 290	291	291
74 Suki River	10 to 13	292	292	293
75 Godavari Canal ..	10 to 13	294 and 295	296 and 297	298	298	299
76 Futelao Tank	10 to 13	300 and 301	302	302
77 Seharwah	10 to 13	303 and 304	305	305	306
78 Kalri Canal	10 to 13	307 and 308	309	309
79 Dadu Canal	10 to 13	310 and 311	312	312
80 Dharma Canal	10 to 13	313 and 314	315	315
81 Mahiwah	10 to 13	316 and 317	318	318
82 Gokak Canal Survey ..	10 to 13	319	320	320	321
83 Nira Right Bank Canal ..	10 to 13	322 and 323	324	325	325	326
Do. Combined Account No. 5.	326 (a) to (c)
84 Pravara River Works ..	10 to 13	327, 328 and 329	330 and 331	332	332	333
85 Gokak Canal, 2nd Section ..	10 to 13
86 Naulakhi (abandoned project).	10 to 13	334	334	335
87 Works for which only Revenue Accounts are kept—Sind.	336 and 337

REVIEW ON THE ADMINISTRATIVE ACCOUNTS, IRRIGATION BRANCH, FOR THE YEAR 1927-28

Productive Works

The number of canals or projects under this class (*vide* column 1 of Account No. 1, General Abstract) is 30 of which 28 are in operation and 2 are under construction.

2. Of these 28, the first 11 have been in operation for over 35 years and 17 canals have been classed under the head "55" since the year 1921-22 according to paragraph 18 of Government of India, P. W. Circular No. 3-P. W., dated 24th September 1921. Prior to the Reforms they were classed as "Works for which only revenue accounts are kept." The return on the capital invested has not in these cases fallen below the prescribed minimum of 4 per cent. during the last three years except in the case of the Sukkur Canal which showed a deficit during 1927-28. The attention of the Local Government has been invited to the low percentage against the canal for three successive years and their orders are awaited.

3. A remark was raised in the review of the Administrative Accounts of Irrigation works for the year 1923-24 as regards a change of classification of the Mavinkop Tank from "Productive" to "Unproductive" to which the Local Government replied in their Memorandum No. 509-I. W., dated 5th September 1925, to the effect that the present classification should continue. During the year 1927-28 the canal has shown favourable results, the return being 4.53 per cent. on the capital invested. It is therefore advisable to await the results of a further period of two years' working. The matter will again be taken up if the results for the next two years prove unfavourable.

Unproductive

4. The number of canals or projects under this class is 56 of which 48 are in operation, 6 are under construction and 2 have been abandoned.

5. Of these 30 have been in operation for over 27 years, 14 over 12 years and 4 over 7 years. The return on the capital invested has not yet reached the prescribed minimum except for the Ekruk Tank, the Suttah Canal, the Dadu Canal and the Nira Canal and Shetphal Tank. As regards the Ekruk Tank, the Suttah Canal and the Dadu Canal the Local Government have been asked to change their classification from unproductive to productive in view of their return being above the prescribed minimum. The Nira Canal and Shetphal Tank is a part of the Nira Valley Development Project and until it is completed and amalgamated with the main project it is not advisable to change its classification.

6. Cases in which an abnormal increase under working expenses is not accompanied by an adequate increase in the receipts are given below as required by Article 328 of the Account Code.

	Working expenses.		Receipts.	
	1926-27. Rs.	1927-28. Rs.	1926-27. Rs.	1927-28. Rs.
Ghar Canal ..	4,04,249	4,63,752	8,40,254	8,14,349
Rajib, Chitti and Garang ..	26,796	36,057	78,720	61,539
Eastern Nara ..	4,20,399	4,49,987	5,07,188	4,52,071
Mahiwah ..	1,33,679	1,63,135	71,722	24,958
Yerla River Irrigation Works ..	29,953	79,695	35,538	23,505
Chankapur Tank ..	37,495	63,550	46,324	39,753
Shirsuphal Tank ..	3,070	11,049	6,874	3,884

7. Cases in which receipts show a marked decline and there is no known reason for this are given below :—

	1926-27. Rs.	1927-28. Rs.
Krishna Canal ..	77,179	52,192
Maini ..	16,734	7,340
Yerla River Irrigation Works ..	35,538	23,505
Mutha Canal including Matoba ..	4,48,033	3,70,523
Eastern Nara ..	5,07,188	4,52,071
Mhaswad ..	62,235	48,696
Jamda Canal ..	11,374 77,179	52,192 6031
Dad Canal ..	2,58,751	2,11,456
Chankapur Tank ..	46,324	39,753

J. C. NIXON,
Accountant General.

*No. 1.—General Abstract of Financial Results of Irrigation,
Navigation, Embankment and Drainage Works for which
separate Revenue Accounts are kept*

No. 1.—General Abstract of Financial Results of Irrigation, Navigation, Embankment

Names of Projects.	COST OF CONSTRUCTION AS NOW ESTIMATED.			During
	Direct Charges.	Indirect Charges.	Total.	
	1	2	3	4
	Rs.	Rs.	Rs.	Rs.
<i>55.—Construction of Irrigation, Navigation, Embankment and Drainage Works—A—Irrigation Works.</i>				
PRODUCTIVE.				
Alibhar Kacheri Canal	1,03,430	3,739	1,07,169
Sarfrazwah	1,18,559	6,121	1,24,680
Ghar Canal	6,43,570	34,733	6,78,303
Great Marak Canal	4,41,387	16,641	4,58,028
Gadikeri Tank	16,363	555	16,918
Mavinkop Tank	30,185	3,319	33,504
Sukkur Canal	14,21,461	63,113	14,84,574
Unharwah	7,80,140	21,215	8,01,355
Begari Canal	23,98,462	79,336	24,77,798
Desert Canal	26,74,305	80,751	27,55,056
Fuleli Canal	31,20,297	1,20,140	32,40,437	21,474
Navlakhi Canal	1,31,640	4,038	1,35,678
Pinyari do.	12,21,400	36,841	12,58,241	14,167
Indus Canal—Right Bank	89,122	1,851	90,973	2,195
Indus Canal—Left Bank	2,61,862	6,024	2,67,886	6,889
Sind Canals and Branches	8,24,141	10,415	8,34,556
Rajib, Chitti and Garang Canals	2,82,206	4,618	2,86,824
Canals in Rohri	1,69,693	3,317	1,73,010	—23,978
Western Nara and Pritchard	22,43,471	53,663	22,97,134	1,22,271
Phitta Canal	25,570	566	26,136
Gharo Mahamudo	1,06,040	3,745	1,09,785
Kari Shumali	15,191	602	15,793
Nasirwah	45,640	1,517	47,157
Indus Canals (Other Canals Fuleli District)	1,12,485	3,443	1,15,928
Dambhro	50,514	1,304	51,818
Marviwah	9,507	230	9,737
Baghar Canal	7,45,554	18,391	7,63,945	21,819
Shahada Canal	1,00,739	6,808	1,07,547
Lloyd Barrage and Canals Construction	17,80,08,068	55,39,475	18,35,47,543	2,48,51,491
Garkino Canal	1,30,970	7,277	1,38,247	187
Total, Productive, carried over	19,63,21,972	61,33,788	20,24,55,760	2,50,16,515

and Drainage Works for which separate Revenue Accounts are kept.

CAPITAL OUTLAY.					GROSS RECEIPTS DURING THE YEAR.		
the year.		To end of year.			Direct Receipts.	Portion of Land Revenue due to work.	Total.
Indirect Charges.	Total.	Direct Charges.	Indirect Charges.	Total.			
6	7	8	9	10	11	12	13
Rs.	Rs.	Rs.	Rs.	Rs.	Rs.	Rs.	Rs.
....	1,03,430	3,739	1,07,169	2,165	9,390	11,555
....	1,18,559	6,121	1,24,680	5,295	34,221	39,516
....	6,43,570	34,733	6,78,303	22,012	7,92,337	8,14,349
....	4,41,387	16,641	4,58,028	14,299	1,20,538	1,34,837
....	16,363	555	16,918	2,356	2,356
....	30,185	3,319	33,504	220	1,732	1,952
....	14,21,461	63,113	14,84,574	12,883	1,48,065	1,60,948
....	7,80,140	21,215	8,01,355	1,939	2,10,951	2,12,890
....	23,98,462	79,336	24,77,798	42,191	6,31,565	6,73,756
....	26,74,305	80,751	27,55,056	1,04,172	3,66,182	4,70,354
309	21,783	31,20,297	1,20,140	32,40,437	1,28,257	4,61,373	5,89,630
....	1,31,640	4,038	1,35,678	1,202	1,45,904	1,47,106
60	14,227	12,11,663	34,608	12,46,271	3,074	1,02,227	1,05,301
18	2,213	89,122	1,851	90,973	1,985	48,782	50,767
55	6,944	2,61,862	6,024	2,67,886	4,161	43,255	47,416
....	8,24,141	10,415	8,34,556	5,797	1,90,043	1,95,840
....	2,82,206	4,618	2,86,824	1,127	60,412	61,539
-192	-24,170	1,69,693	3,317	1,73,010	5,485	1,10,928	1,16,413
981	1 23,252	22,43,471	53,663	22,97,134	18,054	7,98,090	8,16,144
....	25,570	566	26,136	361	11,750	12,111
....	1,06,040	3,745	1,09,785	10,562	1,54,183	1,64,745
....	15,191	602	15,793	6,036	74,413	80,449
....	45,640	1,517	47,157	1,635	66,539	68,174
....	1,12,485	3,443	1,15,928	1,044	45,489	46,533
....	50,514	1,304	51,818	337	41,213	41,550
....	9,507	230	9,737	7	16,529	16,536
175	21,994	7,45,554	18,391	7,63,945	2,218	71,504	73,722
....	1,00,739	6,808	1,07,547	6,973	6,157	13,130
3,73,563	2,52,25,054	8,17,36,500	20,16,004	8,37,52,504
162	349	1,30,970	7,277	1,38,247
3,75,131	2,53,91,646	10,00,40,667	26,08,084	10,26,,48,751	4,03,491	47,66,128	51,69,619

No. 1.—General Abstract of Financial Results of Irrigation, Navigation, Embankment

Names of Projects.	WORKING EXPENSES DURING THE YEAR.			NET RESULTS
	Direct Charges.	Indirect Charges.	Total.	Net receipts (or excess Revenue)
	14	15	16	17
	Rs.	Rs.	Rs.	Rs.
<i>55.—Construction of Irrigation, Navigation, Embankments and Drainage Works—A—Irrigation Works.</i>				
PRODUCTIVE.				
Alibhar Kacheri Canal	7,262	46	7,308	4,247
Sarfrazwah	17,905	116	18,021	21,495
Ghar Canal	4,60,443	3,309	4,63,752	3,50,597
Great Marak Canal	60,052	380	60,432	74,405
Gadikeri Tank	372	1	373	1,983
Mavinkop Tank.. .. .	321	1	322	1,630
Sukkur Canal	1,74,775	1,329	1,76,104
Unharwah	91,605	634	92,239	1,20,651
Bezari Canal	4,64,653	3,408	4,68,061	2,05,695
Desert Canal	2,35,435	1,712	2,37,147	2,33,207
Fuleli Canal	2,59,701	1,613	2,61,314	3,28,316
Navlakhi Canal	1,11,728	764	1,12,492	34,614
Pinyari Canal	1,40,323	1,080	1,41,403
Indus Canal—Right Bank	42,361	317	42,678	8,089
Indus Canal—Left Bank	60,977	468	61,445
Sind Canals and Branches	99,129	707	99,836	96,004
Rajib, Chitti and Garang	35,799	258	36,057	25,482
Canals in Rohri	99,606	746	1,00,352	16,061
Western Nara and Pritchard	3,89,027	2,737	3,91,764	4,24,380
Phitta Canal	5,276	37	5,313	6,798
Gharo Mahamudo	77,679	506	78,185	86,560
Kari Shumali	36,594	238	36,832	43,617
Nasurwan	36,696	243	36,939	31,235
Indus Canals (Other Canals Fuleli District)	54,217	378	54,595
Dambhro	13,172	80	13,252	28,298
Marviwah	10,897	80	10,977	5,559
Baghar Canal	43,838	317	44,155	29,567
Shahada Canal	6,232	23	6,255	6,875
Lloyd Barrage and Canals Construction
Garkino Canal
Total, Productive, carried over	30,36,075	21,528	30,57,603	21,12,016

and Drainage Works for which separate Revenue Accounts are kept.

(EXCLUDING INTEREST) FOR THE YEAR.			Simple Interest for the year at 3·3252 per cent. on capital outlay to end of 1916-17 and at 5·49 per cent. on subsequent outlay.	NET RESULTS (INCLUDING INTEREST) FOR THE YEAR.			
Net payments (or deficit).	Rate per cent.			Excess Revenue (or profit).	Deficit (or loss).	Rate per cent.	
	Of Net Receipts.	Of Net Payments.	Of excess Revenue.			Of deficit.	
18	19	20	21	22	23	24	25
Rs.			Rs.	Rs.	Rs.		
....	3·96	5,176	929	0·87
....	17·24	3,942	17,553	14·08
....	51·69	23,459	3,27,138	48·23
....	16·24	19,741	54,664	11·93
....	11·72	544	1,439	8·51
....	4·86	1,004	626	1·87
15,156	1·02	48,494	63,650	4·29
....	15·06	26,203	94,448	11·78
....	8·30	80,319	1,25,376	5·06
....	8·46	89,649	1,43,558	5·21
....	10·13	1,29,053	1,99,263	6·15
....	25·51	5,074	29,540	21·77
36,102	2·90	55,334	91,436	7·34
....	8·89	3,917	4,172	4·59
14,029	5·24	9,667	23,696	8·80
....	11·50	29,721	66,283	7·94
....	8·88	10,065	15,417	5·38
....	9·28	7,438	8,623	4·98
....	18·47	77,674	3,46,706	15·09
....	26·01	873	5,925	22·67
....	78·85	3,814	82,746	75·37
....	276·18	613	43,004	272·30
....	66·24	1,728	29,507	62·57
8,062	6·95	4,653	12,715	10·97
....	54·61	1,733	26,565	51·27
....	57·09	316	5,243	53·85
....	3·87	35,467	5,900	0·77
....	6·39	4,211	2,664	2·48
....	10,10,289	10,10,289	1·20
....	7,185	7,185	5·20
....	2·05	16,97,356	4,14,660	0·40	—

Names of Projects.	COST OF CONSTRUCTION AS NOW ESTIMATED.			During
	Direct Charges.	Indirect Charges.	Total.	
	1	2	3	4
Brought forward ..	Rs. 19,63,21,972	Rs. 61,33,788	Rs. 20,24,55,760	Rs. 2,50,16,515
<i>55.—Construction of Irrigation, Navigation, Embankment and Drainage Works—A—Irrigation Works.</i>				
UNPRODUCTIVE.				
Kasurdi Tank	40,812	4,778	45,590
Chikhli Canal	53,803	3,639	57,442
Hathmati and Kharicut Canal	12,43,648	75,081	13,18,729
Dambal Tank	60,847	3,133	63,980
Medleri do.	78,354	3,038	81,392
Hartala do.	47,948	25,434	73,382
Mhaswa do.	1,28,781	10,175	1,38,956
Madag do.	1,61,248	6,350	1,67,598
Asundi do.	60,741	14,254	74,995
Ekruk do.	12,28,117	1,12,269	13,40,386
Muchkundi do.	1,40,217	18,490	1,58,707
Bhadalwadi do.	2,13,115	14,307	2,27,422
Bhatodi do.	3,52,685	27,022	3,79,707
Koregaon do.	37,923	1,266	39,189
Krishna Canal	9,00,299	51,751	9,52,050
Upper Man River Works	4,15,835	23,451	4,39,286
Maini Tank	4,70,538	25,792	4,96,330
Ashti do.	7,62,493	79,215	8,41,708
Revari Canal	56,771	3,040	59,811
Shirsuphal Tank	2,12,199	12,369	2,24,568
Lower Panjhra River Works	4,45,382	23,239	4,68,621
Yerla River Irrigation Works	7,35,672	45,836	7,81,508
Parsul Tank	2,11,995	6,951	2,18,946
Mutha Canal including Matoba Tank	62,56,656	2,95,859	65,52,515
Gokak Canal—1st Section and Storage Works	13,82,629	83,538	14,66,167	—2,555
Eastern Nara Works	83,25,545	2,98,731	86,24,276	22,995
Mhaswad Tank	20,05,553	90,463	20,96,016
Jamrao Canal	96,29,078	3,00,682	99,29,760	25,387
Jamda do.	10,01,146	50,214	10,51,360
Pathri Tank	6,27,825	15,021	6,42,846
Victoria do.	4,37,530	23,473	4,61,003	4
Budhibhal do.	13,98,529	56,091	14,54,620	340
Carried over ..	3,91,23,914	18,04,952	4,09,28,866	46,171
	19,63,21,972	61,33,788	20,24,55,760	2,50,16,515

CAPITAL OUTLAY.					GROSS RECEIPTS DURING THE YEAR.		
th. year.		To end of year.			Direct Receipts.	Portion of Land Revenue due to work.	Total.
Indirect Charges.	Total.	Direct Charges.	Indirect Charges.	Total.			
6	7	8	9	10	11	12	13
Rs.	Rs.	Rs.	Rs.	Rs.	Rs.	Rs.	Rs.
3,75,131	2,53,91,646	10,00,40,667	26,08,084	10,26,48,751	4,03,491	47,66,128	51,69,619
....	40,812	4,778	45,590	955	955
....	53,803	3,639	57,442	1,747	1,747
....	12,43,648	75,081	13,18,729	43,474	43,474
....	60,847	* 3,133	63,980	2,365	916	3,281
....	78,354	3,038	81,392	1,012	1,012
....	47,948	25,434	73,382	704	704
....	1,28,781	10,175	1,38,956	3,117	3,117
....	1,61,248	6,350	1,67,598	2,185	2,185
....	60,741	14,254	74,995	1,569	687	2,256
....	12,28,117	1,12,269	13,40,386	1,35,111	1,35,111
....	1,40,217	18,490	1,58,707	189	189
....	2,13,115	14,307	2,27,422	6,364	6,364
....	3,52,685	27,022	3,79,707	7,705	2,814	10,519
....	37,923	1,266	39,189	2,109	2,109
....	8,98,163	51,644	9,49,807	52,192	52,192
....	4,15,835	23,451	4,39,286	4,758	4,758
....	4,70,538	25,792	4,96,330	7,340	7,340
....	7,62,493	79,215	8,41,708	26,946	26,946
....	56,771	3,040	59,811	2,519	2,519
....	2,12,199	12,369	2,24,568	3,884	3,884
....	4,45,382	23,239	4,68,621	15,913	8,955	24,868
....	7,35,672	45,836	7,81,508	23,505	23,505
....	2,08,007	6,988	2,14,995	2,875	2,875
....	62,54,627	2,95,834	65,50,461	3,70,471	52	3,70,523
-17	-2,572	13,82,629	83,538	14,66,167	97,630	97,630
184	23,179	82,68,374	2,96,169	85,64,543	16,725	4,35,346	4,52,071
....	20,05,553	90,463	20,96,016	48,696	48,696
201	25,588	95,95,986	2,93,399	98,89,385	65,918	5,66,416	6,32,334
....	10,01,146	50,214	10,51,360	6,031	6,031
....	6,27,825	15,021	6,42,846	14,916	14,916
....	4	62,536	4,032	66,568
5	345	4,93,157	18,430	5,11,587
373	46,544	3,77,45,132	17,37,910	3,94,83,042	9,68,925	10,15,186	19,84,111
3,75,131	2,53,91,646	10,00,40,667	26,08,084	10,26,48,751	4,03,491	47,66,128	51,69,619

Name of Projects. 1	WORKING EXPENSES DURING THE YEAR.			NET RESULTS
	Direct Charges.	Indirect Charges.	Total.	Net receipts (or excess revenue).
	14	15	16	17
Brought forward ..	Ra. 30,36,075	Ra. 21,528	Ra. 30,57,603	Ra. 21,12,016
<i>55.—Construction of Irrigation, Navigation, Embankment and Drainage Works—A—Irrigation Works.</i>				
UNPRODUCTIVE.				
Kasurdi Tank	1,217	5	1,222
Chikhli Canal	1,168	7	1,175	572
Hathmati and Khari Cut Canal	57,914	494	58,408
Dambal Tank	611	2	613	2,668
Medleri do.	2,816	10	2,826
Hartala Tank	860	5	865
Mhaswa do.	1,747	10	1,757	1,360
Madag do.	1,651	6	1,657	528
Asundi do.	1,217	4	1,221	1,035
Ekruk do.	23,124	182	23,306	1,11,805
Muchkundi Tank	2,788	10	2,798
Bhadalwadi do.	4,917	21	4,938	1,426
Bhatodi Tank	4,320	25	4,345	6,174
Koregaon do.	2,258	13	2,271
Krishna Canal	21,388	130	21,518	30,674
Upper Man River Works	4,308	25	4,333	425
Maini Tank	3,269	21	3,290	4,050
Ashti do.	12,982	78	13,060	13,886
Revani Canal	1,523	9	1,532	987
Shirsuphal Tank	11,003	46	11,049
Lower Panjhra River Works	14,367	74	14,441	10,427
Yerla River Irrigation Works	79,243	452	79,695
Parsul Tank	1,845	7	1,852	1,023
Mutha Canal including Matoba Tank	1,29,634	590	1,30,224	2,40,299
Gokak Canal—1st Section and Storage Works	8,068	37	8,105	89,525
Eastern Nara Works	4,47,357	2,630	4,49,987	2,084
Mhaswad Tank	11,998	64	12,062	36,634
Jamrao Canal	5,46,306	2,766	5,49,072	83,262
Jamda do.	9,916	59	9,975
Pathri Tank	2,726	18	2,744	12,172
Victoria Tank
Budhibal Tank
Carried over ..	14,12,541	7,800	14,20,341	5,63,770
	30,36,075	21,528	30,57,603	21,12,016

(EXCLUDING INTEREST) FOR THE YEAR.			Simple Interest for the year at 3·3252 per cent. on Capital outlay to end of 1916-17 and at 5·49 per cent. on subsequent outlay.	NET RESULTS (INCLUDING INTEREST) FOR THE YEAR.			
Net payments (or deficit).	Rate per cent.			Excess Revenue (or profit).	Deficit or loss.	Rate per cent.	
	Of Net Receipts.	Of Net Payments.				Of excess Revenue.	Of deficit.
18	19	20	21	22	23	24	25
Rs.			Rs.	Rs.	Rs.		
....	16,97,356	4,14,660
267	0·59	1,357	1,624	3·56
....	0·99	1,789	1,217	2·12
14,934	1·13	41,411	56,345	4·27
....	4·17	2,023	645	1·01
1,814	2·23	2,605	4,419	5·43
161	0·22	1,594	1,755	2·39
....	0·98	4,282	2,922	2·10
....	0·31	5,362	4,834	2·88
....	1·38	2,020	985	1·31
....	8·34	40,837	70,968	5·29
2,609	1·64	4,663	7,272	4·58
....	0·63	7,087	5,661	2·49
....	1·63	11,727	5,553	1·46
162	0·41	1,261	1,423	3·63
....	3·23	29,979	695	0·07
....	0·10	13,827	13,402	3·05
....	0·81	15,829	11,779	2·37
....	1·65	25,473	11,587	1·38
....	1·65	1,888	901	1·50
7,165	3·19	7,056	14,221	6·33
....	2·23	14,810	4,383	0·94
56,190	7·19	24,812	81,002	10·36
....	0·48	6,917	5,894	2·74
....	3·67	2,07,901	32,398	0·49
....	6·10	47,796	41,729	2·85
....	0·02	2,99,731	2,97,647	3·48
....	1·75	66,688	30,054	1·43
....	0·84	3,40,288	2,57,026	2·60
3,944	0·38	33,506	37,450	3·56
....	1·89	20,876	8,704	1·35
....	2,251	2,251	3·38
....	16,436	16,436	3·21
....	13,04,082	7,40,312
....	16,97,356	4,14,660

Name of Projects.	COST OF CONSTRUCTION AS NOW ESTIMATED.			During
	Direct Charges.	Indirect Charges.	Total.	
	2	3	4	5
	Rs.	Rs.	Rs.	Rs.
Brought forward ..	19,63,21,972	61,33,788	20,24,55,760	2,50,16,515
	3,91,23,914	18,04,952	4,09,28,866	46,171
<i>55.—Construction of Irrigation, Navigation, Embankment and Drainage Works—A—Irrigation Works.</i>				
UNPRODUCTIVE.				
Nira Left Bank Canal and Shetphal Tank ..	98,25,113	4,90,102	1,03,15,215	6,18,200
Hasanaliwah	2,96,463	15,085	3,11,548	538
Dad Canal	26,11,993	99,656	27,11,649	11,910
Nasrat do.	18,26,178	58,407	18,84,585	17,710
Kadwa River Works	9,73,359	62,517	10,35,876
Wangroli Tank	2,42,512	50,783	2,93,295
Tranza-Nagrama Tank	2,38,032	42,603	2,80,635
Suttah Canal	1,81,886	6,270	1,88,156
Savli Tank	2,34,179	21,031	2,55,210
Chankapur do.	19,87,839	68,592	20,56,431
Sahiat do.	1,58,452	25,577	1,84,029
Suki River
Godavari Canal	98,07,745	5,01,569	1,03,09,314	286
Futelao Tank	1,07,356	9,105	1,16,461
Seharwah	8,57,487	22,038	8,79,525
Kalri Canal	98,514	3,058	1,01,572
Dadu do.	28,249	666	28,915
Dharma do.	95,509	2,323	97,832
Mahiwah	13,98,177	59,320	14,57,497
Gokak Canal Survey	67,865	67,865
Nira Right Bank Canal	5,65,20,207	17,87,052	5,83,07,259	10,88,831
Pravara River Works	1,44,94,761	5,12,931	1,50,07,692	-28,775
Gokak Canal—2nd Section	1,78,001	13,994	1,91,995
Navlakhi (abandoned project)	12,17,935	44,619	12,62,554
Total, Unproductive ..	14,25,71,726	57,02,250	14,82,73,976	17,54,871
Grand Total, 55—Construction of Irrigation Works.	33,83,93,693	1,18,36,038	35,07,29,736	2,67,71,386

NOTE.—Direct Charges under Working Expenses include share of collection charges in the Civil Department

CAPITAL OUTLAY.					GROSS RECEIPTS DURING THE YEAR.		
For the year.		To end of year.			Direct Receipts.	Portion of Land Revenue due to work.	Total.
Indirect Charges.	Total.	Direct Charges.	Indirect Charges.	Total.			
6	7	8	9	10	11	12	13
Rs.	Rs.	Rs.	Rs.	Rs.	Rs.	Rs.	Rs.
3,75,131	2,53,91,646	10,00,40,667	26,08,084	10,26,48,751	4,03,491	47,66,128	51,69,619
373	46,544	3,77,45,132	17,37,910	3,94,83,042	9,68,925	10,15,186	19,84,111
3,391	6,21,591	1,12,03,943	4,74,345	1,16,78,288	10,15,004	10,15,004
....	538	2,96,463	15,085	3,11,548	3,895	24,167	28,062
88	11,998	26,15,158	95,116	27,10,274	4,402	2,07,054	2,11,456
131	17,841	18,26,178	58,407	18,84,585	1,307	1,79,694	1,81,001
....	9,73,359	62,517	10,35,876	47,929	594	48,523
....	2,42,512	50,783	2,93,295	9,230	9,230
....	2,38,032	42,603	2,80,635	1,867	1,867
....	1,81,886	6,270	1,88,156	334	13,965	14,299
....	2,34,179	21,031	2,55,210	9,880	9,880
....	19,87,839	68,592	20,56,431	39,753	39,753
....	1,58,452	25,577	1,84,029	4,524	4,524
....	15,139	385	15,524
2	288	98,08,581	5,01,648	1,03,10,229	6,73,126	6,73,126
....	1,07,356	9,105	1,16,461	261	261
....	25,830	526	26,356
....	98,514	3,058	1,01,572	583	23,129	23,712
....	28,249	666	28,915	1,025	27,280	28,305
....	95,509	2,323	97,832	2,807	-2,391	416
....	13,98,177	59,320	14,57,497	4,449	20,509	24,958
....	98,859	4,650	1,03,509
9,915	10,98,746	3,52,75,994	10,49,771	3,63,25,765	1,15,140	1,15,140
59	-28,716	1,44,94,761	5,12,931	1,50,07,692	8,28,537	76	8,28,613
....	1,76,306	13,978	1,90,284
....	5,112	33	5,145
13,959	17,68,830	11,93,31,520	48,16,630	12,41,48,150	37,32,978	15,09,263	52,42,241
3,89,090	2,71,60,476	21,93,72,187	74,24,714	22,67,96,901	41,36,469	62,75,391	1,04,11,860

calculated at certain percentages fixed by Government, but which are not adjusted in Finance Accounts.

Name of Projects. 1	WORKING EXPENSES DURING THE YEAR.			NET RESULTS
	Direct Charges.	Indirect Charges.	Total.	Net receipts (or excess Revenue).
	14	15	16	17
	Rs.	Rs.	Rs.	Rs.
Brought forward ..	30,36,075	21,528	30,57,603	21,12,016
	14,12,541	7,800	14,20,341	5,63,770
55.—Construction of Irrigation, Navigation, Embankment and Drainage Works—A—Irrigation Works.				
UNPRODUCTIVE.				
Nira Left Bank Canal and Shetphal Tank ..	2,31,794	791	2,32,585	7,82,419
Hassneliwah	33,000	181	33,181
Dad Canal	1,80,626	947	1,81,573	29,883
Nasrat do.	1,53,156	832	1,53,988	27,013
Kadwa River Works	72,959	254	73,213
Wangroli Tank	7,529	62	7,591	1,639
Tranza-Nagrama Tank	4,471	36	4,507
Suttah Canal	6,352	47	6,399	7,900
Savli Tank	7,299	60	7,359	2,521
Chankapur do.	63,328	222	63,550
Sahiat do.	14,215	115	14,330
Suki River
Godavari Canal	2,87,106	1,076	2,88,182	3,84,944
Futelao Tank	2,860	23	2,833
Seharwah
Kalri Canal	35,005	270	35,275
Dadu do.	15,638	113	15,751	12,554
Dharma do.	2,009	1	2,010
Mahiwah	1,61,848	1,287	1,63,135
Gokak Canal Survey
Nira Right Bank Canal	1,52,478	588	1,53,066
Pravara River Works	3,22,838	1,099	3,23,937	5,04,676
Gokak Canal—2nd Section
Navlakhi (abandoned Project)
Total, Unproductive ..	31,67,052	15,804	31,82,856	20,59,385
Grand Total, 55—Construction of Irrigation Works..	62,03,127	37,332	62,40,459	41,71,401

EXCLUDING INTEREST) FOR THE YEAR.			Simple Interest for the year at 3·3252 per cent. on capital outlay to end of 1916-17 and at 5·49 per cent. on subsequent outlay.	NET RESULTS (INCLUDING INTEREST) FOR THE YEAR.			
Net payments (or deficit).	Rate per cent.			Excess Revenue (or profit).	Deficit (or loss).	Rate per cent.	
	Of Net Receipts.	Of Net Payments.				Of excess Revenue.	Of deficit.
18	19	20	21	22	23	24	25
Rs.			Rs.	Rs.	Rs.		
....	16,97,356	4,14,660
....	13,04,082	7,40,312
....	6·70	4,66,145	3,16,274	2·71
5,119	1·64	9,985	15,104	4·85
....	1·10	87,467	57,584	2·12
....	1·43	60,556	33,543	1·78
24,690	2·38	32,401	57,091	5·51
....	·56	8,141	6,502	2·22
2,640	·94	7,915	10,555	3·76
....	4·20	6,218	1,682	0·89
....	·99	7,787	5,266	2·06
23,797	1·16	69,277	93,074	4·53
9,806	5·33	5,269	15,075	8·19
....	503	503	3·24
....	3·73	3,32,372	52,572	0·51
2,622	2·25	3,570	6,192	5·32
....	1,418	1,418	5·38
11,563	11·38	4,012	15,575	15·33
....	43·42	940	11,614	40·17
1,594	1·63	3,392	4,986	5·10
1,38,177	9·48	46,863	1,85,040	12·70
....	5,427	5,427	5·24
37,926	·10	16,74,277	17,12,203	4·71
....	3·36	6,33,706	1,29,030	0·86
....	5,863	5,863	3·08
....	170	170	3·30
....	1·66	47,77,756	27,18,371	2·19
....	1·84	64,75,112	23,03,711	1·02

J. C. NIXON,
Accountant General.

ALIBHAR KACHERI CANAL.

CANAL PROJECT.

No. 3.—Revenue Account for, and to end of, 1927-28.

Receipts.	TOTAL.			Charges.	TOTAL.		
	Previous.	1927-28.	Total.		Previous.	1927-28.	Total.
	Rs.	Rs.	Rs.		Rs.	Rs.	Rs.
I.—DIRECT RECEIPTS.				I.—EXTENSIONS AND IMPROVEMENTS.			
1. Water-rates from Irrigation ..	28,892	775	29,667	2. Main Canals and Branches ..	6,911	..	6,911
5. Plantations ..	7,072	922	7,994	4. Drainage and Protective Works.	245	..	245
6. Other canal produce ..							
8. Navigation ..	3	..	3				
10. Fines ..	881	268	1,149	Total ..	7,156	..	7,156
11. Miscellaneous receipts ..	6,689	200	6,889				
12. <i>Deduct</i> —refunds ..	1	..	1	II.—MAINTENANCE AND REPAIRS.			
Total ..	43,536	2,165	45,701	2. Main Canals and Branches ..	13,738	4,550	18,288
II.—INDIRECT RECEIPTS.				3. Distributaries.	12,672	..	12,672
Irrigation share of land Revenue collected in the Civil Department ..	3,61,425	8,544	3,69,969	Total ..	26,410	4,550	30,960
4 per cent. on 9/10ths of the proceeds from sales of occupancy rights per Govt. of India Nos. 53 and 58-A. I., dated respectively 20th June and 1st August 1889, communicated in Government Resolution No. 1209, dated 10th July, and No. 1913, dated 7th November 1889 to end of 1920-21 and thereafter at the average rate Communicated by Local Government <i>vide</i> Government order, P. W. D., No. W. I. 11143 dated 20th July 1921 ..	24,860	846	25,706	III.—COMPENSATION
Total ..	3,86,285	9,390	3,95,675	IV.—ESTABLISHMENT.			
Total Receipts ..	4,29,821	11,555	4,41,376	1 and 2. Direction and Accounts..	34,875	1,743	36,618
				3. Executive ..			
Carried over ..	4,29,821	11,555	4,41,376	V.—TOOLS AND PLANT ..	1,447	150	1,597
				Pensionary charges.	194	244	438
				Carried over ..	70,082	6,687	76,769

ALIBHAR KACHERI CANAL.

CANAL PROJECT.

No. 3.—Revenue Account for, and to end of, 1927-28.

Receipts.	TOTAL.			Charges.	TOTAL.		
	Previous.	1927-28.	Total.		Previous.	1927-28.	Total.
	Rs.	Rs.	Rs.		Rs.	Rs.	Rs.
Brought forward.	4,29,821	11,555	4,41,376	Brought forward..	70,082	6,687	76,769
<i>Note.</i> —Loss to the canal on account of difference between assessment of water-rates on jaghir lands and assessment at the ordinary rates in force for Government lands noted here per Government of India Letter No. 233-I., dated 14th June 1883, communicated under Government Resolution No. 400, dated 11th August 1883.				VI.—REFUNDS OF REVENUE ..	19	..	19
				Total ..	70,101	6,687	76,788
				Share of Collection Charges in the Civil Department.	29,270	575	29,845
				Total Direct Charges ..	99,371	7,262	1,06,633
				Indirect Charges debitable to Revenue Account as per Account No. 5	5,235	46	5,281
				Total Charges ..	1,04,606	7,308	1,11,914
				Balance Net Revenue ..	3,25,215	4,247	3,29,462
				GRAND TOTAL ..	4,29,821	11,555	4,41,376
To end of 1926-27..	Rs. 1,35,200						
Loss for 1927-28..	2,826						
Total ..	1,38,026						

N.B.—Last Capital Account detailed in the Administrative Accounts for 1921-22. Construction Estimate closed on 31st March 1876—*vide* G.R. No. 1411, dated 12th September 1893. Completion Report approved in G. R. No. 1229, dated 1st August 1894.

ALIBHAR KACHERI CANAL.

CANAL PROJECT.

No. 4.—Interest Account for, and to end of, 1927-28.

	Amount. Rs.		Amount. Rs.
Total interest charges to end of 1926-27	74,867	Net Revenue realized to end of 1926-27 as per No. 3	3,25,215
Interest charges for the year 1927-28	5,176	Net Revenue realized during 1927-28 as per No. 3	4,247
On Rs. 23,207 outlay to end of the year 1916-17 at the average rate 3.3232 per cent. ..	772	Total Net Revenue realized to end of the year as per No. 3	3,29,462
On subsequent outlay Rs. 80,223 at the flat rate 5.49 per cent. ..	4,404	Balance net interest charges ..	-2,49,419
Total ..	80,043	Total ..	80,043

No. 5.—Account of Indirect Charges for, and to end of, 1927-28.

Particulars.	Previous.	1927-28.	Total.	Particulars.	Previous.	1927-28.	Total.
CAPITAL ACCOUNT.	Rs.	Rs.	Rs.	REVENUE ACCOUNT.	Rs.	Rs.	Rs.
		Nil.		1. Capitalized abatement of Land Revenue
				2. Leave and Pension Allowances ..	5,249	..	5,249
				3. Audit and Accounts Establishment ..	-14	46	32
				Total ..	5,235	46	5,281

SARFRAZWAH CANAL.

CANAL PROJECT.

No. 3.—Revenue Account for, and to end of, 1927-28.

Receipts.	TOTAL.			Charges.	TOTAL.		
	Previous.	1927-28.	Total.		Previous.	1927-28.	Total.
	Rs.	Rs.	Rs.		Rs.	Rs.	Rs.
I.—DIRECT RECEIPTS.				I.—EXTENSIONS AND IMPROVEMENTS.			
1. Water-rates from Irrigation ..	84,313	2,396	86,709				
5. Plantations ..	28,442	63	31,041				
6. Other canal produce ..		2,536					
8. Navigation ..	62	..	62	2. Main Canals and Branches ..	43,117	..	43,117
9. Rents of buildings	7	..	7				
10. Fines ..	749	12	761	Total ..	43,117	..	43,117
11. Miscellaneous receipts ..	9,299	288	9,587	II.—MAINTENANCE AND REPAIRS.			
12. <i>Deduct</i> —Re-funds.	1	..	1	2. Main Canals and Branches ..	4,29,064	11,568	4,40,632
Total ..	1,22,871	5,295	1,28,166	4. Drainage and Protective Works ..	6,778	..	6,778
II.—INDIRECT RECEIPTS.							
Irrigation share of Land Revenue collected in the Civil Department.	13,55,067	32,808	13,87,875	Total ..	4,35,842	11,568	4,47,410
4 per cent. on 9/10ths of the proceeds from sales of occupancy rights per Govt. of India Nos. 53 and 58-A-1, dated respectively 20th June and 1st August 1889, communicated in Government Resolution No. 1209, dated 10th July, and No. 1913, dated 7th November 1889 to end of 1920-21 and thereafter at the average rate communicated by Local Govt., vide Govt. Order, P. W. D., No W. I. 11143, dated 20th July 1921.	40,328	1,413	41,741	III.—COMPENSATION
Total ..	13,95,395	34,221	14,29,616	IV.—ESTABLISHMENT.			
				1 & 2. Direction and Accounts ..	1,90,632	3,504	1,94,136
				3. Executive ..			
				V.—TOOLS AND PLANT ..	3,664	229	3,893
Total, Receipts ..	15,18,266	39,516	15,57,782	Pensionary charges.	588	491	1,079
Carried over ..	15,18,266	39,516	15,57,782	Carried over ..	6,73,843	15,792	6,89,635

SARFRAZWAH CANAL.

CANAL PROJECT.

No. 3.—Revenue Account for, and to end of, 1927-28.

Receipts.	TOTAL.			Charges.	TOTAL.		
	Previous.	1927-28.	Total.		Previous.	1927-28.	Total.
	Rs.	Rs.	Rs.		Rs.	Rs.	Rs.
Brought forward ..	15,18,266	39,516	15,57,782	Brought forward..	6,73,843	15,792	6,89,635
<i>Note.</i> —Loss to the canal on account of difference between assessment of water-rates on jaghir lands and assessment at the ordinary rates in force for Government lands noted here per Government of India Letter No. 233-I, dated 14th June 1883, communicated under Government Resolution No. 400, dated 11th August 1883.				Profit and Loss
				VI.—REFUNDS OF REVENUE .	4	..	4
				Total ..	6,73,847	15,792	6,89,639
				Share of collection charges in the Civil Department.	1,02,135	2,113	1,04,248
				Total, Direct Charges ..	7,75,982	17,905	7,93,887
				Indirect charges debitable to Revenue Account as per No. 5 ..	29,580	116	29,696
To end of 1926-27..	Rs. 4,22,565			Total Charges ..	8,05,562	18,021	8,23,583
Loss for 1927-28..	7,471			Balance Revenue Net ..	7,12,704	21,495	7,34,199
Total ..	4,30,036			GRAND TOTAL ..	15,18,266	39,516	15,57,782
GRAND TOTAL ..	15,18,266	39,516	15,57,782				

N. B.—Last Capital Account detailed in the Administrative Accounts for 1881-82.
Construction estimate closed on 31st March 1876—vide G. R. No. 1411, dated 12th September 1893.
Completion report approved in G. R. No. 1229, dated 1st August 1894.

SARFRAZWAH CANAL.

CANAL PROJECT.

No. 4.—Interest Account for, and to end of, 1927-28.

	Amount.		Amount.
	Rs.		Rs.
Total interest charges to end of 1926-27	2,41,690	Net Revenue realized to end of 1926-27 as per No. 3 ..	7,12,704
Interest charges for the year 1927-28	3,942	Net Revenue realized during 1927-28 as per No. 3 ..	21,495
On Rs. 1,18,559 outlay to end of the year 1916-17 at the average rate 3.3252 per cent. ..	3,942	Total Net Revenue realized to end of the year as per No. 3	7,34,199
On subsequent outlay ..	Nil.	Balance net interest charges ..	-4,88,567
Total ..	2,45,632	Total ..	2,45,632

No. 5.—Account of Indirect Charges for, and to end of, 1927-28.

Particulars.	Previous.	1927-28.	Total.	Particulars.	Previous.	1927-28.	Total.
	Rs.	-Rs.	Rs.		Rs.	Rs.	Rs.
CAPITAL ACCOUNT.	REVENUE ACCOUNT.			
				1. Capitalized abatement of Land Revenue ..	1,278	..	1,278
				2. Leave and Pension Allowances ..	27,516	..	27,516
				3. Audit and Accounts Establishment ..	786	116	902
Total	Total ..	29,580	116	29,696

GHAR CANAL.

CANAL PROJECT.

No. 3.—Revenue Account for, and to end of, 1927-28.

Receipts.	TOTAL.			Charges.	TOTAL.		
	Previous.	1927-28.	Total.		Previous	1927-28.	Total.
I.—DIRECT RECEIPTS.	Rs.	Rs.	Rs.	I.—EXTENSIONS AND IMPROVEMENTS.	Rs.	Rs.	Rs.
1. Water-rates from Irrigation ..	2,96,459	8,564	3,05,023	1. Head Works ..	1,407	..	1,407
3. Sales of water ..	20	..	20	2. Main Canals and Branches ..	4,24,515	302	4,24,817
5. Plantations ..	92,301	176	93,884	3. Distributaries ..	12,796	..	12,796
6. Other canal produce ..		1,407					
8. Navigation ..	175	..	175	Total ..	4,38,718	302	4,39,020
9. Rents of buildings ..	25,878	1,352	27,230	II.—MAINTENANCE AND REPAIRS.			
10. Fines ..	38,074	4,437	42,511	2. Main Canals and Branches ..	56,55,678	3,30,642	59,86,320
11. Miscellaneous receipts ..	2,50,882	6,355	2,57,237	3. Distributaries ..	19,488	..	19,488
12. Deduct-refunds ..	1,444	279	1,723	Total ..	56,75,166	3,30,642	60,05,808
Total ..	7,02,345	22,012	7,24,357	III.—COMPENSATION ..	108	..	108
II.—INDIRECT RECEIPTS.				IV.—ESTABLISHMENT.			
Irrigation share of Land Revenue collected in the Civil Department ..	3,68,96,450	7,84,590	3,76,81,040	1 and 2. Direction and Accounts ..	15,95,295	70,037	16,65,332
4 per cent. on 9/10ths of the proceeds from sales of occupancy rights per Govt. of India Nos. 53 and 58-A. I., dated respectively 20th June and 1st August 1889, communicated in Government Resolution No. 1209, dated 10th July, and No. 1913, dated 7th November 1889 to end of 1920-21 and thereafter at the average rate communicated by Local Govt., vide Govt. Order P.W.D. No. W.I. 11143, dated 20th July 1921 ..	2,09,771	7,747	2,17,518	3. Executive ..			
Total ..	3,71,06,221	7,92,337	3,78,98,558	V.—TOOLS AND PLANT ..	28,239	1,886	30,125
Total Receipts ..	3,78,08,566	8,14,349	3,86,22,915	Pensionary charges ..	8,289	9,805	18,094
Carried over ..	3,78,08,566	8,14,349	3,86,22,915	Carried over ..	77,45,815	4,12,672	81,58,487

GHAR CANAL.

CANAL PROJECT.

No. 3.—Revenue Account for, and to end of, 1927-28.

Receipts.	TOTAL.			Charges.	TOTAL.		
	Previous.	1927-28.	Total.		Previous.	1927-28.	Total.
	Rs.	Rs.	Rs.		Rs.	Rs.	Rs.
Brought forward ..	3,78,08,566	8,14,349	3,86,22,915	Brought forward ..	77,45,815	4,12,672	81,58,487
<p><i>Note.</i>—Loss to the canal on account of difference between assessment of water-rates on jaghir lands and assessment at the ordinary rates in force for Government lands noted here per Government of India Letter No. 233-I., dated 14th June 1883, communicated under Government Resolution No. 400, dated 11th August 1883.</p>				Profit and Loss—			
				VI.—REFUNDS OF REVENUE..	184	..	184
				Suspense Account	—1	..	—1
				Deduct—Recei p t s on Revenue Account ..	760	84	844
				Total ..	77,45,238	4,12,588	81,57,826
				Share of Collec- tion Charges in the Civil Depart- ment ..	28,48,495	47,855	28,96,350
				Total, Direct Charges ..	1,05,93,733	4,60,443	1,10,54,176
				Indirect Charges debitable to Revenue Account as per Account No. 5 ..	2,59,798	3,309	2,63,107
				Total Charges ..	1,08,53,531	4,63,752	1,13,17,283
				Balance Net Revenue ..	2,69,55,035	3,50,597	2,73,05,632
To end of 1926-27..	Rs. 15,64,413						
Loss for 1927-28..	39,426						
Total ..	16,03,839						
GRAND TOTAL ..	3,78,08,566	8,14,349	3,86,22,915	GRAND TOTAL ..	3,78,08,566	8,14,349	3,86,22,915

N. B.—Last Capital Account detailed in the Administrative Accounts for 1923-24. Construction Estimate closed on 31st March 1879—vide G. R. No. 1411, dated 12th September 1893 Completion Report approved in G. R. No. 927, dated 11th June 1895.

GHAR CANAL.

CANAL PROJECT.

No. 4.—Interest Account for, and to end of, 1927-28.

	Amount. Rs.		Amount. Rs.
Total interest charges to end of 1926-27	10,70,212	Net Revenue realized to end of 1926-27 as per No. 3 ..	2,69,55,035
Interest charges for the year 1927-28	23,459	Net Revenue realized during 1927-28 as per No. 3	3,50,597
Rs.			
On Rs. 5,48,405 outlay to end of the year 1916-17 at the average rate 3.3252 per cent. ..	18,235	Total Net Revenue realized to end of the year as per No. 3	2,73,05,632
On subsequent outlay Rs. 95,165 at the flat rate 5.49 per cent. ..	5,224	Balance net interest charges ..	-2,62,11,961
Total ..	10,93,671	Total ..	10,93,671

No. 5.—Account of Indirect Charges for, and to end of, 1927-28.

Particulars.	Previous.	1927-28.	Total.	Particulars.	Previous.	1927-28.	Total.
	Rs.	Rs.	Rs.		Rs.	Rs.	Rs.
CAPITAL ACCOUNT.		Nil.		REVENUE ACCOUNT.			
				1. Capitalized abatement of Land Revenue ..	17,526	..	17,526
				2. Leave and Pension Allowances ..	2,30,809	..	2,30,809
				3. Audit and Accounts Establishment ..	11,463	3,309	14,772
Total	Total ..	2,59,798	3,309	2,63,107

GREAT MARAK CANAL.

CANAL PROJECT.

No. 3.—Revenue Account for, and to end of, 1927-28.

Receipts.	TOTAL.			Charges.	TOTAL.		
	Previous.	1927-28.	Total.		Previous.	1927-28.	Total.
I.—DIRECT RECEIPTS.	Rs.	Rs.	Rs.	I.—EXTENSIONS AND IMPROVEMENTS.	Rs.	Rs.	Rs.
1 Water-rates from Irrigation ..	1,39,637	5,171	1,44,808	2. Main Canals and Branches ..	52,648	..	52,648
3. Sales of water ..	15	..	15	Total ..	52,648	..	52,648
5. Plantations ..	44,919	98	52,323	II.—MAINTENANCE AND REPAIRS.			
6. Other canal produce ..		7,306					
8. Navigation ..	126	..	126	1. Head Works ..	3,416	..	3,416
9. Rents of buildings ..	166	..	166	2. Main Canals and Branches ..	6,71,057	38,036	7,09,093
10. Fines ..	2,424	1,317	3,741	Total ..	6,74,473	38,036	7,12,509
11. Miscellaneous receipts ..	21,858	563	22,421	III. COMPENSATION
12. Deduct—Refunds	190	156	346	IV. ESTABLISHMENT.			
Total ..	2,08,955	14,299	2,23,254	1 & 2. Direction and Accounts ..	3,58,483	12,170	3,70,653
				3. Executive ..			
II.—INDIRECT RECEIPTS.				V. TOOLS AND PLANT ..	8,397	741	9,138
Irrigation share of Land Revenue collected in the Civil Department.	40,28,747	1,16,855	41,45,602	Pensionary charges.	2,212	1,704	3,916
4 per cent. on 9/10ths of the proceeds from sales of occupancy rights per Govt. of India Nos. 53 and 58-A.I., dated respectively 20th June and 1st August 1889, communicated in Government Resolution No. 1209, dated 10th July and No. 1913, dated 7th November 1889 to end of 1920-21 and thereafter at the average rate communicated by Local Govt., vide Govt. Order P.W.D. No. W.1. 11143, dated 20th July 1921 ..	90,639	3,683	94,322	Carried over ..	10,96,213	52,651	11,48,864
Total ..	41,19,386	1,20,538	42,39,924				
Total Receipts ..	43,28,341	1,34,837	44,63,178				
Carried over ..	43,28,341	1,34,837	44,63,178				

GREAT MARAK CANAL.

CANAL PROJECT.

No. 3.—Revenue Account for, and to end of, 1927-28.

Receipts.	TOTAL.			Charges.	TOTAL.		
	Previous.	1927-28.	Total.		Previous.	1927-28.	Total.
	Rs.	Rs.	Rs.		Rs.	Rs.	Rs.
Brought forward..	43,28,341	1,34,837	44,63,178	Brought forward..	10,96,213	52,651	11,48,864
<i>Note.</i> —Loss to the canal on account of difference between assessment of water-rates on jaghir lands and assessment at the ordinary rates in force for Government lands noted here per Government of India Letter No. 233-I, dated 14th June 1883, communicated under Government Resolution No. 400, dated 11th August 1883.				VI.—REFUNDS OF REVENUE ..	40	..	40
				Total ..	10,96,253	52,651	11,48,904
				Share of collection charges in the Civil Department.	2,97,916	7,401	3,05,317
				Total Direct Charges ..	13,91,169	60,052	14,54,221
				Indirect charges debit-able to Revenue Account as per Account No. 5 ..	51,779	380	52,159
To end of 1926-27..	Rs. 8,48,017			Total Charges ..	14,45,948	60,432	15,06,380
Loss for 1927-28..	15,471			Balance Net Revenue ..	28,82,393	74,405	29,56,798
Total ..	8,63,488			GRAND TOTAL ..	43,28,341	1,34,837	44,63,178
GRAND TOTAL ..	43,28,341	1,34,837	44,63,178				

N.B.—Last Capital Account detailed in the Administrative Accounts for 1923-24. Construction estimate closed on 31st March 1882—*vide* G. R. No. 1411, dated 12th September 1893. Completion report approved in G. R. No. 1229, dated 1st August 1894.

GREAT MARAK CANAL.

CANAL PROJECT.

No. 4.—Interest Account for, and to end of, 1927-28.

	Amount. Rs.		Amount. Rs.
Total interest charges to end of 1926-27	4,98,396	Net Revenue realized to end of 1926-27 as per No. 3	28,82,393
Interest charges for the year 1927-28	19,741	Net Revenue realized during 1927-28 as per No. 3	74,405
		Total Net Revenue realised to end of the year as per No. 3	29,56,798
On Rs. 2,07,436 outlay to end of the year 1916-17 at the average rate 3.3252 per cent. ..	Rs. 6,897	Balance net interest charges ..	—24,38,661
On subsequent outlay Rs. 2,33,951 at the flat rate 5.49 per cent. ..	12,844		
Total ..	5,18,137	Total ..	5,18,137

No. 5.—Account of Indirect Charges for, and to end of, 1927-28.

Particulars.	Previous.	1927-28.	Total.	Particulars.	Previous.	1927-28.	Total.
	Rs.	Rs.	Rs.		Rs.	Rs.	Rs.
CAPITAL ACCOUNT.		Nil.		REVENUE ACCOUNT.			
				1. Capitalized abatement of Land Revenue ..	772	..	772
				2. Leave and Pension Allowances ..	49,278	..	49,278
				3. Audit and Accounts Establishment ..	1,729	380	2,109
Total	Total ..	51,779	380	52,159

GADIKERI TANK.

TANK PROJECT.

No. 3.—Revenue Account for, and to end of, 1927-28.

Receipts.	TOTAL.			Charges.	TOTAL.		
	Previous.	1927-28.	Total.		Previous.	1927-28.	Total.
	Rs.	Rs.	Rs.		Rs.	Rs.	Rs.
I.—DIRECT RECEIPTS.				I.—EXTENSIONS AND IMPROVEMENTS
1. Water-rates from Irrigation ..	8,959	..	8,959	II.—MAINTENANCE AND REPAIRS.			
				1. Head Works..	8,535	92	8,627
				2. Main Canals and Branches ..	1,743	..	1,743
6. Other canal produce ..	90	..	90	Total ..	10,278	92	10,370
Total ..	9,049	..	9,049	III.—COMPENSATION
				IV.—ESTABLISHMENT.			
II.—INDIRECT RECEIPTS.				1 and 2. Direction and Accounts. }	4,298	37	4,335
Irrigation share of Land Revenue collected in the Civil Department.	92,352	2,356	94,708	3. Executive ..			
				V.—TOOLS AND PLANT ..	139	2	141
				Pensionary charges.	6	5	11
				Profit and Loss—			
				VI.—REFUNDS OF REVENUE..	2,021	..	2,021
				Total ..	16,742	136	16,878
				Share of collection charges in the Civil Department.	10,135	236	10,371
				Total Direct Charges ..	26,877	372	27,249
				Indirect Charges debitable to Revenue Account as per Account No. 5 ..	612	1	613
Total ..	92,352	2,356	94,708	Total Charges ..	27,489	373	27,862
Total Receipts ..	1,01,401	2,356	1,03,757	Balance Net Revenue ..	73,912	1,983	75,895
GRAND TOTAL ..	1,01,401	2,356	1,03,757	GRAND TOTAL ..	1,01,401	2,356	1,03,757

N.B.—Last Capital Account detailed in the Administrative Accounts for 1905-06.
 Construction estimate closed on 31st March 1882—vide G.R. No. 1411, dated 12th September 1893.
 Completion Report approved in G. R. No. 101, dated 18th January 1894.

GADIKERI TANK.

TANK PROJECT.

No. 4.—Interest Account for, and to end of, 1927-28.

	Amount. Rs.		Amount. Rs.
Total interest charges to end of 1926-27	21,737	Net Revenue realized to end of 1926-27 as per No. 3 ..	73,912
Interest charges for the year 1927-28	544	Net Revenue realized during 1927-28 as per No. 3 ..	1,983
On Rs. 16,363, outlay to end of the year 1916-17, at the average rate 3.3252 per cent.		Total Net Revenue realized to end of the year as per No. 3	75,895
		Balance net interest charges ..	-53,614
Total ..	22,281	Total ..	22,281

No 5.—Account of Indirect Charges for, and to end of, 1927-28.

Particulars.	Previous.	1927-28.	Total.	Particulars.	Previous.	1927-28.	Total.
	Rs.	Rs.	Rs.		Rs.	Rs.	Rs.
CAPITAL ACCOUNT.		Nil.		REVENUE ACCOUNT.			
				2. Leave and Pension Allowances ..	595	..	595
				3. Audit and Accounts Establishment	17	1	18
				Total ..	612	1	613

MAVINKOP TANK.

TANK PROJECT.

No. 3.—Revenue Account for, and to end of, 1927-28.

Receipts.	TOTAL.			Charges.	TOTAL.		
	Previous.	1927-1928.	Total.		Previous.	1927-1928.	Total.
	Rs.	Rs.	Rs.		Rs.	Rs.	Rs.
I.—DIRECT RECEIPTS.				I.—EXTENSIONS AND IMPROVEMENTS.			
5. Plantations ..	28	..	28	1. Head Works ..	1,440	..	1,440
6. Other canal produce	115	115	3. Distributaries..	158	..	158
11. Miscellaneous receipts ..	169	105	274	Total ..	1,598	..	1,598
12. Deduct—refunds				
Total ..	197	220	417	II.—MAINTENANCE AND REPAIRS.			
I.—INDIRECT RECEIPTS.				1. Head Works ..	4,422	99	4,521
Irrigation share of Land Revenue collected in the Civil Department.	73,978	1,732	75,710	2. Main Canals and Branches ..	2,951	..	2,951
				3. Distributaries..	348	..	348
				Total ..	7,721	99	7,820
				III.—COMPENSATION
				IV.—ESTABLISHMENT.			
				1 and 2. Direction and Accounts. } ..	7,221	40	7,261
				3. Executive .. }			
				V.—TOOLS AND PLANT ..	211	3	214
Total ..	73,978	1,732	75,710	Pensionary charges	6	6	12
Total Receipts ..	74,175	1,952	76,127	Carried over ..	16,757	148	16,905
Carried over ..	74,175	1,952	76,127				

MAVINKOP TANK.

TANK PROJECT.

No. 3.—Revenue Account for, and to end of, 1927-28.

Receipts.	TOTAL.			Charges.	TOTAL.		
	Previous.	1927-1928.	Total.		Previous.	1927-1928.	Total.
	Rs.	Rs.	Rs.		Rs.	Rs.	Rs.
Brought forward ..	74,175	1,952	76,127	Brought forward ..	16,757	148	16,905
				Profit and Loss
				VI.—REFUNDS OF REVENUE..
				Total ..	16,757	148	16,905
				Share of collection charges in the Civil Department.	7,407	173	7,580
				Total Direct Charges ..	24,164	321	24,485
				Indirect Charges debitabale to Revenue Account as per Account No. 5 ..	1,021	1	1,022
				Total Charges ..	25,185	322	25,507
				Balance Net Revenue ..	48,990	1,630	50,620
GRAND TOTAL ..	74,175	1,952	76,127	GRAND TOTAL ..	74,175	1,952	76,127

N.B.—Last Capital Account detailed in the Administrative Accounts for 1901-1902.
 Construction estimate closed on 31st March 1882—*vide* G.R. No. 1411, dated 12th September 1893.
 Completion report approved in G. R. No. 1138, dated 16th July 1894.

PUBLIC WORKS DEPARTMENT, IRRIGATION BRANCH.

MAVINKOP TANK.

TANK PROJECT.

No. 4.—Interest Account for, and to end of, 1927-28.

	Amount. Rs.		Amount. Rs.
Total interest charges to end of 1926-1927	52,110	Net Revenue realized to end of 1926-1927 as per No. 3	48,990
Interest charges for the year 1927-1928	1,004	Net Revenue realized during 1927-1928 as per No. 3	1,630
On Rs. 30,185, outlay to end of the year 1916-17, at the average rate 3.3252 per cent.		Total Net Revenue realized to end of the year as per No. 3	50,620
		Balance net interest charges	2,494
Total	53,114	Total	53,114

No. 5.—Account of Indirect Charges for, and to end of, 1927-28.

Particulars.	Previous.	1927-1928.	Total.	Particulars.	Previous.	1927-1928.	Total.
	Rs.	Rs.	Rs.		Rs.	Rs.	Rs.
CAPITAL ACCOUNT.		Nil.		REVENUE ACCOUNT.			
				2. Leave and Pension Allowances	1,005	..	1,005
				3. Audit and Accounts Establishment	16	1	17
				Total	1,021	1	1,022

SUKKUR CANAL.

CANAL PROJECT.

No. 3.—Revenue Account for, and to end of, 1927-28.

Receipts.	TOTAL.			Charges.	TOTAL.		
	Previous.	1927-28.	Total.		Previous.	1927-28.	Total.
	Rs.	Rs.	Rs.		Rs.	Rs.	Rs.
I.—DIRECT RECEIPTS.				I.—EXTENSIONS AND IMPROVEMENTS.			
1. Water-rates from Irrigation ..	56,474	1,274	57,748	1. Head Works ..	15,425	..	15,425
3. Sales of water.	787	76	863	2. Main Canals and Branches ..	1,85,053	..	1,85,053
5. Plantations ..	33,500	43	43,799	3. Distributaries .	863	..	863
6. Other Canal produce ..		10,256					
9. Rents of buildings ..	5,187	148	5,335	^ Total ..	2,01,341	..	2,01,341
0. Fines ..	14,695	120	14,815				
1. Miscellaneous receipts ..	46,945	1,045	47,990	II.—MAINTENANCE AND REPAIRS.			
12. Deduct — Re-funds ..	1,248	79	1,327	1. Head Works ..	6,627	..	6,627
Total ..	1,56,340	12,883	1,69,223	2. Main Canals and Branches ..	22,94,104	1,32,906	24,27,010
II.—INDIRECT RECEIPTS.				Total ..	23,00,731	1,32,906	24,33,637
Irrigation share of Land Revenue collected in the Civil Department.	70,40,292	1,47,158	71,87,450	IV.—ESTABLISHMENT.			
4 per cent. on 9/10ths of the proceeds from sales of occupancy rights per Govt. of India Nos. 53 and 58-A. I., dated respectively 20th June and 1st August 1889, communicated in Government Resolutions No. 1209, dated 10th July, and No. 1913, dated 7th November 1889 to end of 1920-21 and thereafter at the average rate communicated by Local Govt., vide Govt. Order P.W.D. No. W.L. 11143, dated 20th July 1921 ..	26,035	907	26,942	1 and 2. Direction and Accounts. } 3. Executive .. }	6,47,310	28,272	6,75,582
Total ..	70,66,327	1,48,065	72,14,392	V.—TOOLS AND PLANT ..	28,819	771	29,590
Total Receipts ..	72,22,667	1,60,948	73,83,615	Pensionary charges.	2,545	3,958	6,503
Carried over ..	72,22,667	1,60,948	73,83,615	Carried over ..	31,80,746	1,65,907	33,46,653

SUKKUR CANAL.

CANAL PROJECT.

No. 3.—Revenue Account for, and to end of, 1927-28.

Receipts.	TOTAL.			Charges.	TOTAL.		
	Previous.	1927-28.	Total.		Previous.	1927-28.	Total.
	Rs.	Rs.	Rs.		Rs.	Rs.	Rs.
Brought forward ..	72,22,667	1,60,948	73,83,615	Brought forward ..	31,80,746	1,65,907	33,46,653
<i>Note.</i> —Loss to the canal on account of difference between assessment of water-rates on jaghir lands and assessment at the ordinary rates in force for Government lands noted here per Government of India Letter No. 233-I., dated 14th June 1883, communicated under Government Resolution No. 400, dated 11th August 1883.				Profit and Loss—			
				VI.—REFUNDS OF REVENUE.	119	..	119
				Suspense Account.	735	..	735
				<i>Deduct</i> —Receipts on Revenue account.	211	45	256
				Total ..	31,81,339	1,65,862	33,47,251
				Share of collection charges in the Civil Department ..	5,03,298	8,913	5,12,211
				Total, Direct Charges ..	36,84,687	1,74,775	38,59,462
				Indirect charges debitable to Revenue Account as per Account No. 5 ..	1,02,887	1,329	1,04,216
				Total, Charges ..	37,87,574	1,76,104	39,63,678
				Balance, Net Revenue ..	34,35,093	—15,156	34,19,937
To end of 1926-27. Rs. 2,77,900							
Loss for 1927-28. 3,357							
Total 2,81,257							
GRAND TOTAL ..	72,22,667	1,60,948	73,83,615	GRAND TOTAL ..	72,22,667	1,60,948	73,83,615

N.B.—Last Capital Account detailed in the Administrative Accounts for 1923-24. Construction Estimate closed on 31st March 1886—*vide* G. R. No. 1411, dated 12th September 1893. Completion Report approved in G. R. No. 569, dated 27th March 1896.

SUKKUR CANAL.

CANAL PROJECT.

No. 4.—Interest Account for, and to end of, 1927-28.

	Amount. Rs.		Amount. Rs.
Total interest charges to end of 1926-27	28,86,802	Net Revenue realized to end of 1926-27 as per No. 3	34,35,093
Interest charges for the year 1927-28	48,494	Net Revenue realized during 1927-28 as per No. 3	—15,156
On Rs. 13,64,754 outlay to end of the year 1916-17 at the average rate 3·3252 per cent. ..	Rs. 45,381		
On subsequent outlay Rs. 56,707 at the flat rate 5·49 per cent. ..	3,113	Total Net Revenue realized to end of the year as per No. 3	34,19,937
		Balance net interest charges	—4,84,641
Total ..	29,35,296	Total ..	29,35,296

No. 5.—Account of Indirect Charges for, and to end of, 1927-28.

Particulars.	Previous.	1927-28.	Total.	Particulars.	Previous.	1927-28.	Total.
	Rs.	Rs.	Rs.		Rs.	Rs.	Rs.
CAPITAL ACCOUNT.		Nil.		REVENUE ACCOUNT.			
				1. Capitalized abatement of Land Revenue ..	3,775	..	3,775
				2. Leave and Pension Allowances ..	93,861	..	93,861
				3. Audit and Accounts Establishment ..	5,251	1,329	6,580
Total	Total ..	1,02,887	1,329	1,04,216

UNHARWAH CANAL.

CANAL PROJECT.

No. 2.—Detailed Account of Capital Expenditure for, and to end of, 1927-28.

Heads of Account. 1	Direct Charges.			Cost of construction as now estimated (Construction estimate closed on 31st Mar. 1891). 5	Expenditure against closed estimates. 6
	Previous. 2	1927-28. 3	Total. 4		
	Rs.	Rs.	Rs.	Rs.	Rs.
I.—WORKS.					
(1) HEAD WORKS.					
C. Works	56,970	..	56,970	56,970	56,970
Total, Head Works ..	56,970	..	56,970	56,970	56,970
(2) MAIN CANALS AND BRANCHES.					
A. Preliminary Expenses ..	5,297	..	5,297	5,297	5,297
B. Land	144	..	144	144	144
D. Regulators	1,03,194	..	1,03,194	1,03,194	1,03,194
G. Bridges	18,314	..	18,314	18,314	18,314
K. Buildings	20,660	..	20,660	20,660	20,660
L. Earth-work	3,58,463	..	3,58,463	3,58,463	3,58,463
M. Plantations	1,179	..	1,179	1,179	1,179
Total, Main Canals and Branches ..	5,07,251	..	5,07,251	5,07,251	5,07,251
(3) DISTRIBUTARIES.					
C. Works	43,945	..	43,945	43,945	43,945
L. Earth-work	28,987	..	28,987	28,987	28,987
O. Miscellaneous	4,089	..	4,089	4,089	4,089
Total, Distributaries ..	77,021	..	77,021	77,021	77,021
Total, I.—Works ..	6,41,242	..	6,41,242	6,41,242	6,41,242

UNHARWAH CANAL.

CANAL PROJECT.

No. 2.—Capital Account for, and to end of, 1927-28.

Heads of Account.	Direct Charges.			Cost of construction as now estimated (Construction estimate closed on 31st Mar. 1891).	Expenditure against closed estimates.
	Previous.	1927-28.	Total.		
1	2	3	4	5	6
	Rs.	Rs.	Rs.	Rs.	Rs.
Brought forward ..	6,41,242	..	6,41,242	6,41,242	6,41,242
II.—ESTABLISHMENT.					
1 and 2. Direction and Accounts ..	} 1,36,403	..	1,36,403	1,36,403	1,36,403
3. Executive ..					
4. Medical ..					
5. Special Survey ..					
Total, Establishment ..	1,36,403	..	1,36,403	1,36,403	1,36,403
III.—TOOLS AND PLANT					
Pensionary Charges ..	2,481	..	2,481	2,481	2,481
	14	..	14	14	14
Grand Total ..	7,80,140	..	7,80,140	7,80,140	7,80,140
V.—Less—Receipts on Capital Account					
Net Outlay ..	7,80,140	..	7,80,140	7,80,140	7,80,140
<i>Apportionment.</i>					
Chargeable to 49—Irrigation ..	7,63,579	..	7,63,579	} 7,80,140	7,80,140
Chargeable to 43—Minor Works and Navigation ..	4,471	..	4,471		
Chargeable to 55—Construction of Irrigation Works—Provincial ..	12,090	..	12,090		
Total ..	7,80,140	..	7,80,140	7,80,140	7,80,140

UNHARWAH CANAL.

No. 3.—Revenue Account for, and to end of, 1927-28.

Receipts.	TOTAL.			Charges.	TOTAL.		
	Previous.	1927-28.	Total.		Previous.	1927-28.	Total.
	Rs.	Rs.	Rs.		Rs.	Rs.	Rs.
I.—DIRECT RECEIPTS.				I.—EXTENSIONS AND IMPROVEMENTS.			
1. Water-rates from Irrigation ..	6,495	328	6,823	1. Head Works ..	79,300	..	79,300
4. Water-supply of towns ..	41	..	41	2. Main Canals and Branches ..	84,982	395	85,377
5. Plantations ..	4,995	40	5,432	3. Distributaries.	7,467	..	7,467
6. Other canal produce ..		397					
9. Rents of buildings ..	103	..	103	Total ..	1,71,749	395	1,72,144
10. Fines ..	18,050	916	18,966				
11. Miscellaneous receipts ..	9,597	258	9,855	II.—MAINTENANCE AND REPAIRS.			
12. Deduct—refunds	49	..	49	1. Head Works ..	387	..	387
Total ..	39,232	1,939	41,171	2. Main Canals and Branches ..	11,64,948	63,024	12,27,972
III.—INDIRECT RECEIPTS.				3. Distributaries.	11,390	..	11,390
Irrigation share of Land Revenue collected in the Civil Department.	59,99,370	2,07,525	61,06,895	Total ..	11,76,725	63,024	12,39,749
4 per cent. on 9/10ths of the proceeds from sales of occupancy rights per Govt. of India Nos. 53 and 58-A. I., dated respectively 20th June and 1st August 1889, communicated in Government Resolution No. 1209, dated 10th July, and No. 1913, dated 7th November 1889 to end of 1920-21 and thereafter at the average rate communicated by Local Government vide Government Order, P. W. D., No. W. I. 1143, dated 20th July 1921 ..	97,009	3,426	1,00,435	IV.—ESTABLISHMENT.			
Total ..	59,96,379	2,10,951	62,07,330	1 and 2. Direction and Accounts. } 2,71,447		13,444	2,84,891
				3. Executive .. }			
				V.—TOOLS AND PLANT ..	11,997	357	12,354
Total, Receipts ..	60,35,611	2,12,890	62,48,501	Pensionary Charges ..	1,720	1,882	3,602
Carried over ..	60,35,611	2,12,890	62,48,501	Carried over ..	16,33,638	79,102	17,12,740

UNHARWAH CANAL.

No. 3.—Revenue Account for, and to end of, 1927-28.

Receipts.	TOTAL.			Charges.	TOTAL.		
	Previous.	1927-28.	Total.		Previous.	1927-28.	Total.
	Rs.	Rs.	Rs.		Rs.	Rs.	Rs.
Brought over ..	60,35,611	2,12,890	62,48,501	Brought over ..	16,33,638	79,102	17,12,740
<i>Note.</i> —Loss to the canal on account of difference between assessment of water-rates on jaghir lands and assessment at the ordinary rates in force for Government lands noted here per Government of India Letter No. 233-I., dated 14th June 1883, communicated under Government Resolution No. 400, dated 11th August 1883.				Profit and Loss— VI.—REFUNDS OF REVENUE.
				Suspense Account.
				Deduct receipts on revenue account	23	23
				Total ...	16,33,638	79,079	17,12,717
				Share of Collection Charges in the Civil Department.	3,75,903	12,526	3,88,429
				Total, Direct Charges ..	20,09,541	91,605	21,01,146
				Indirect Charges debitable to Re- venue Account as per Account No. 5.	42,246	634	42,880
				Total, Charges ..	20,51,787	92,239	21,44,026
				Balance Net Revenue ..	39,83,824	1,20,651	41,04,475
	GRAND TOTAL .	60,35,611	2,12,890	62,48,501	GRAND TOTAL.	60,35,611	2,12,890
To end of 1926-27— Rs. 26,641							
Loss for 1927-28— Rs. 821							
Total Rs. 27,462							

N.B.—Construction Estimate closed on 31st March 1891, vide G. R. No. 1253, dated 28th July 1891.
Completion Report approved in G. R. No. 590, dated 6th April 1892.

UNHARWAH CANAL.

CANAL PROJECT.

No. 4.—Interest Account for, and to end of, 1927-28.

	Amount.			Amount.	
		Rs.			Rs.
Total interest charges to end of 1926-27	9,38,485		Net Revenue realized to end of 1926-27 as per No. 3		39,83,824
Interest charges for the year 1927-28	26,203		Net Revenue realized during 1927-28 as per No. 3		1,20,651
On Rs. 7,68,050 outlay to end of the year 1916-17 at the average rate 3·3252 per cent. ..	25,539	Rs.	Total Net Revenue realized to end of the year as per No. 3		41,04,475
On subsequent outlay Rs. 12,090 at the flat rate 5·49 per cent. ..	664		Balance net interest charges ..		31,39,787
Total ..	9,64,688		Total ..		9,64,688

No. 5.—Account of Indirect Charges for, and to end of, 1927-28.

Particulars.	Previous.	1927-28.	Total.	Particulars.	Previous.	1927-28.	Total.
CAPITAL ACCOUNT.	Rs.	Rs.	Rs.	REVENUE ACCOUNT.	Rs.	Rs.	Rs.
1. Capitalized abatement of Land Revenue ..	2,033	..	2,033	1. Capitalized abatement of Land Revenue ..	3,556	..	3,556
2. Leave and Pension Allowances..	19,082	..	19,082	2. Leave and Pension Allowances	35,033	..	35,033
3. Audit and Accounts Establishment ..	100	..	100	3. Audit and Accounts Establishment ..	3,657	634	4,291
Total ..	21,215	..	21,215	Total ..	42,246	634	42,880

UNHARWAH CANAL.

CANAL PROJECT.

No. 6.—Statement comparing Capital Cost to end of 1927-28 with sanctioned estimates.

Particulars.	Charges against closed sanctions.			Current sanctions.			Total charges to date against old and current sanctions.
	Expenditure against construction estimate.	Expenditure against open capital sanctions.	Total.	Charges to date.	Amount of sanctioned estimate.	Unspent balance of estimate.	
1	2	3	4	5	6	7	8
	Rs.	Rs.	Rs.	Rs.	Rs.	Rs.	Rs.
DIRECT CHARGES.							
Works	2,79,267	3,61,975	6,41,242	6,41,242
Establishment ..	52,087	84,316	1,36,403	1,36,403
Tools and Plant ..	481	2,000	2,481	2,481
Pensionary Charges	14	14	14
Total ..	3,31,835	4,48,305	7,80,140	7,80,140
Less-Receipts on capital amount	
Net Total ..	3,31,835	4,48,305	7,80,140	7,80,140
INDIRECT CHARGES.							
Capitalized abatement of Land Revenue	2,033	2,033	2,033
Leave and Pension Allowances ..	7,293	11,789	19,082	19,082
Audit and Accounts	100	100	100
Total ..	7,293	13,922	21,215	21,215
GRAND TOTAL ..	3,39,128	4,62,227	8,01,355	8,01,355

BEGARI CANAL.

CANAL PROJECT.

No. 3.—Revenue Account for, and to end of, 1927-28.

Receipts.	TOTAL.			Charges.	TOTAL.		
	Previous.	1927-28.	Total.		Previous.	1927-28.	Total.
	Rs.	Rs.	Rs.		Rs.	Rs.	Rs.
I.—DIRECT RECEIPTS.				I.—EXTENSIONS AND IMPROVEMENTS.			
1. Water-rates from Irrigation ..	15,60,806	33,804	15,94,610	1. Head Works ..	1,255	1,191	2,446
3. Sales of water ..	2,029	167	2,196	2. Main Canals and Branches ..	5,43,000	..	5,43,000
4. Water-supply of towns ..	4,037	1,960	5,997	3. Distributaries.	34,073	..	34,073
5. Plantations ..	21,113	10	21,345	Total ..	5,78,328	1,191	5,79,519
6. Other canal produce ..		222					
9. Rents of buildings ..	574	15	589				
10. Fines ..	44,313	3,353	47,666	II.—MAINTENANCE AND REPAIRS.			
11. Miscellaneous receipts ..	56,359	4,827	61,186	1. Head Works ..	36,45,438	..	36,45,438
12. Deduct Re-funds ..	1,986	2,167	4,153	2. Main Canals and Branches ..	13,21,162	3,39,612	16,60,774
Total ..	16,87,245	42,191	17,29,436	4. Drainage and Protective Works.	17,343	..	17,343
II.—INDIRECT RECEIPTS.				Total ..	49,83,943	3,39,612	53,23,555
Irrigation share of Land Revenue collected in the Civil Department	2,03,85,592	6,20,743	2,10,06,335				
4 per cent. on 9/10ths of the proceeds from sales of occupancy rights per Govt. of India Nos. 53 and 58-A.I., dated respectively 20th June and 1st August 1889, communicated in Government Resolution No. 1209, dated 10th July and No. 1913, dated 7th November 1889 to end of 1920-21 and thereafter at the average rate communicated by Local Govt., vide Govt. Order, P. W. D., No. W. I. 11143, dated 20th July 1921 ..	2,95,314	10,822	3,06,136	IV.—ESTABLISHMENT.			
Total ..	2,06,80,906	6,31,565	2,13,12,471	1 and 2. Direction and Accounts } 13,85,178	73,372	14,58,550	
Total Receipts ..	2,23,68,151	6,73,756	2,30,41,907	3. Executive ..			
Carried over ..	2,23,68,151	6,73,756	2,30,41,907	V.—TOOLS AND PLANT ..	63,756	1,948	65,704
				Pensionary charges	8,322	10,272	18,594
				Carried over ..	70,19,527	4,26,395	74,45,922

BEGARI CANAL.

CANAL PROJECT.

No. 3.—Revenue Account for, and to end of, 1927-28.

Receipts.	TOTAL.			Charges.	TOTAL.		
	Previous.	1927-28.	Total.		Previous.	1927-28.	Total.
	Rs.	Rs.	Rs.		Rs.	Rs.	Rs.
Brought forward ..	2,23,68,151	6,73,756	2,30,41,907	Brought forward..	70,19,527	4,26,395	74,45,922
<p><i>Note.</i>—Loss to the canal on account of difference between assessment of water-rates on jaghir lands and assessment at the ordinary rates in force for Government lands noted here per Government of India Letter No. 233-L, dated 14th June 1883, communicated under Government Resolution No. 400, dated 11th August 1883.</p>				Profit and Loss—			
				VI.—REFUNDS OF REVENUE..	1,751	..	1,751
				Suspense Account.	—2	..	—2
				<i>Deduct</i> —Receipts on Revenue Account ..	4,368	28	4,396
				Total ..	70,16,908	4,26,367	74,43,275
				Share of Collection Charges in the Civil Department ..	14,56,961	38,286	14,95,247
				Total Direct Charges ..	84,73,869	4,64,653	89,38,522
				Indirect Charges debitable to Revenue Account as per Account No. 5	2,17,650	3,408	2,21,058
				Total Charges..	86,91,519	4,68,061	91,59,580
				Balance Net Revenue ..	1,36,76,632	2,05,695	1,38,82,327
To end of 1926-27. Rs. 27,29,199							
Loss for 1927-28. Rs. 63,098							
Total Rs. 27,92,297							
GRAND TOTAL ..	2,23,68,151	6,73,756	2,30,41,907	GRAND TOTAL ..	2,23,68,151	6,73,756	2,30,41,907

N.B.—Construction Estimate closed on 31st March 1891, vide G. R. No. 1253, dated 28th July 1891.
Completion Report approved in G. R. No. 753, dated 11th May 1892.

BEGARI CANAL.

CANAL PROJECT.

No. 4.—Interest Account for, and to end of, 1927-28.

	Amount Rs.		Amount Rs.
Total interest charges to end of 1926-27	37,44,921	Net Revenue realized to end of 1926-27 as per No. 3 ..	1,36,76,632
Interest charges for the year 1927-28	80,319	Net Revenue realized during 1927-28 as per No. 3 ..	2,05,695
On Rs. 23,72,384 outlay to end of the year 1916-17 at the average rate 3.3252 per cent. .. Rs. 78,887		Total Net Revenue realized to end of the year as per No. 3	1,38,82,327
On subsequent outlay Rs. 26,078 at the flat rate 5.49 per cent. .. Rs. 1,432		Balance net interest charges ..	-1,00,57,087
Total ..	38,25,240	Total ..	38,25,240

No. 5.—Account of Indirect Charges for, and to end of, year 1927-28.

Particulars.	Previous.	1927-28.	Total.	Particulars.	Previous.	1927-28.	Total.
CAPITAL ACCOUNT.	Rs.	Rs.	Rs.	REVENUE ACCOUNT.	Rs.	Rs.	Rs.
1. Capitalized abatement of Land Revenue..	1. Capitalized abatement of Land Revenue..	4,895	..	4,895
2. Leave and Pension Allowances	2. Leave and Pension Allowances .	1,96,783	..	1,96,783
3. Audit and Accounts Establishment	3. Audit and Accounts Establishment ..	15,972	3,408	19,380
Total	Total ..	2,17,650	3,408	2,21,058

DESERT CANAL.

CANAL PROJECT.

No. 2.—Capital Account for, and to end of, 1927-28.

Heads of Account.	Direct Charges.			Cost of Construction as now estimated (Construction estimate closed on 31st Mar. 1892).	Expenditure against closed estimates
	Previous.	1927-28.	Total.		
1	2	3	4	5	6
I.—WORKS.					
(1) HEAD WORKS.					
C. Works	63,481	..	63,481	63,481	63,481
K. Buildings	3,620	..	3,620	3,620	3,620
Total, Head Works ..	67,101	..	67,101	67,101	67,101
(2) MAIN CANALS AND BRANCHES.					
A. Preliminary Expenses	5,417	..	5,417	5,417	5,417
B. Land	4,656	..	4,656	4,656	4,656
D. Regulators	1,35,963	..	1,35,963	1,35,963	1,35,963
E. Falls and Weirs	75,450	..	75,450	75,450	75,450
F. River and hill torrent works	3	..	3	3	3
G. Bridges	79,136	..	79,136	79,136	79,136
H. Escapes	15,835	..	15,835	15,835	15,835
I. Navigation Works	6,665	..	6,665	6,665	6,665
K. Buildings	72,274	..	72,274	72,274	72,274
L. Earth-work	14,58,881	..	14,58,881	14,58,881	14,58,881
M. Plantations	1,507	..	1,507	1,507	1,507
O. Miscellaneous	15,936	..	15,936	15,936	15,936
P. Maintenance	6,908	..	6,908	6,908	6,908
Total, Main Canals and Branches ..	18,78,631	..	18,78,631	18,78,631	18,78,631
(3) DISTRIBUTARIES.					
A. Preliminary Expenses	50	..	50	50	50
B. Land	313	..	313	313	313
C. Works	1,08,425	..	1,08,425	1,08,425	1,08,425
L. Earth-work	1,05,205	..	1,05,205	1,05,205	1,05,205
Total, Distributaries ..	2,13,993	..	2,13,993	2,13,993	2,13,993
Total, I—Works ..	21,59,725	..	21,59,725	21,59,725	21,59,725
Carried over ..	21,59,725	..	21,59,725	21,59,725	21,59,725

DESERT CANAL.

CANAL PROJECT.

No. 2.—Capital Account for, and to end of, 1927-28.

Heads of Account.	Direct Charges.			Cost of Construction as now estimated (Construction estimate closed on 31st Mar. 1892).	Expenditure against closed estimates.
	Previous.	1927-28.	Total.		
1	2	3	4	5	6
	Rs.	Rs.	Rs.	Rs.	Rs.
Brought forward ..	21,59,725	..	21,59,725	21,59,725	21,59,725
II.—ESTABLISHMENT.					
1. Executive	4,88,970	..	4,88,970	4,88,970	4,88,970
2. Medical					
3. Special Survey					
Total, Establishment ..	4,88,970	..	4,88,970	4,88,970	4,88,970
III.—TOOLS AND PLANT					
Pensionary Charges	25,601	..	25,601	25,601	25,601
	46	..	46	46	46
Grand Total ..	26,74,342	..	26,74,342	26,74,342	26,74,342
V.—Less—Receipts on Capital Account.					
Net Outlay ..	37	..	37	37	37
	26,74,305	..	26,74,305	26,74,305	26,74,305
<i>Apportionment.</i>					
Chargeable to 49—Irrigation ..	19,49,853	..	19,49,853	19,49,853	19,49,853
Chargeable to 43—Minor Works and Navigation.	7,05,448	..	7,05,448	7,05,448	7,05,448
Chargeable to 55—Construction of Irrigation Works.	19,004	..	19,004	19,004	19,004
Total ..	26,74,305	..	26,74,305	26,74,305	26,74,305

DESERT CANAL.

CANAL PROJECT.

No. 3.—Revenue Account for, and to end of, 1927-28.

Receipts.	TOTAL.			Charges.	TOTAL.		
	Previous.	1927-28.	Total.		Previous.	1927-28.	Total.
I.—DIRECT RECEIPTS.	Rs.	Rs.	Rs.		Rs.	Rs.	Rs.
1. Water-rates from Irrigation.	28,59,611	99,167	29,58,778	I.—E X T E N - S I O N S AND I M P R O V E - M E N T S .			
2. Sales of water.	7	..	7	1. Head Works..	7,739	...	7,739
3. Plantations ..	15,272	90	17,132	2. Main Canals and Branches ..	2,12,494	18,384	2,30,878
4. Other Canal produce ..		1,770			3. Distributaries ..	48,848	...
5. Rents of buildings ..	10,514	289	10,803	Total ..	2,69,081	18,384	2,87,465
6. Fines ..	29,437	299	29,736	II.—M A I N - T E N A N C E AND R E P A I R S .			
7. Miscellaneous receipts ..	39,943	2,827	42,770	1. Head Works..	43,743	...	43,743
8. Deduct—Re-funds ..	204	270	474	2. Main Canals and Branches ..	34,81,203	1,52,767	36,33,970
Total ..	29,54,580	1,04,172	30,58,752	3. Distributaries ..	41,270	...	41,270
II.—INDIRECT RECEIPTS.				Total ..	35,66,216	1,52,767	37,18,983
Irrigation share of Land Revenue collected in the Civil Department.	1,02,45,728	3,63,461	1,06,09,189	III.—C O M P E N - S A T I O N ..	279	..	279
4 per cent. on 9/10ths of the proceeds from sales of occupancy rights per Govt. of India Nos. 53 and 58-A.1., dated respectively 20th June and 1st August 1889, communicated in Government Resolutions No. 1209, dated 10th July and No. 1913, dated 7th November 1889 to end of 1920-21 and thereafter at the average rate communicated by Local Government, vide Government Order, P. W. D., No. W. I. 11143, dated 20th July 1921 ..	64,415	2,721	67,136	IV.—E S T A B - L I S H M E N T .			
Total ..	1,03,10,143	3,66,182	1,06,76,325	1 and 2. Direction and Accounts. } 3. Executive .. }	8,63,783	36,282	9,00,065
Total Receipts ..	1,32,64,723	4,70,354	1,37,35,077	V.—T O O L S AND P L A N T ..	38,459	963	39,422
Carried over ..	1,32,64,723	4,70,354	1,37,35,077	Pensionary Charges ..	4,951	5,079	10,030
				Carried over ..	47,42,769	2,13,475	49,56,244

DESERT CANAL.

CANAL PROJECT.

No. 3.—Revenue Account for, and to end of, 1927-28.

Receipts.	TOTAL.			Charges.	TOTAL.		
	Previous.	1927-28.	Total.		Previous.	1927-28.	Total.
	Rs.	Rs.	Rs.		Rs.	Rs.	Rs.
Brought over ..	1,32,64,723	4,70,354	1,37,35,077	Brought over ..	47,42,769	2,13,475	49,56,244
<i>Note.</i> —Loss to the canal on account of difference between assessment of water rates on jaghir lands and also on lands in Khilat Territory and assessment at the ordinary rates in force for Government lands noted here per Government of India Letter No. 233-I., dated 14th June 1883, communicated under Government Resolution No. 400, dated 11th August 1883.				Profit and Loss—			
				VI.—REFUNDS OF REVENUE ..	7,245	7,245
				Suspense Account.
				Total ..	47,50,014	2,13,475	49,63,489
				Share of collection charges in the Civil Department.	6,98,478	21,960	7,20,438
				Total direct charges ..	54,48,492	2,35,435	56,83,927
				Indirect Charges debitable to Revenue Account as per Account No. 5 ..	1,33,097	1,712	1,34,809
				Total charges ..	55,81,589	2,37,147	58,18,736
				Balance Net Revenue ..	76,83,134	2,33,207	79,16,341
				GRAND TOTAL ..	1,32,64,723	4,70,354	1,37,35,077
Rs. To end of 1926-27. 27,80,602 Loss for 1927-28. 96,750 Total .. 28,77,352							

N.B.—Construction Estimate closed on 31st March 1892—*vide* G.R.No. 1253, dated 28th July 1891.
Completion Report approved in G.R. No. 1750, dated 10th November 1893.

DESERT CANAL.

CANAL PROJECT.

No. 4.—Interest Account for, and to end of, 1927-28.

	Amount. Rs.		Amount. Rs.
Total interest charges to end of 1926-1927	34,75,727	Net Revenue realized to end of 1926-1927 as per No. 3 ..	76,83,134
Interest charges for the year 1927-1928	89,649	Net Revenue realized during 1927-1928 as per No. 3 ..	2,33,207
In Rs. 26,40,891 outlay to end of the year 1916-17 at the average rate 3.3252 per cent. .. Rs. 87,815		Total Net Revenue realized to end of the year as per No. 3	79,16,341
In subsequent outlay Rs. 33,414 at the flat rate 5.49 per cent. .. Rs. 1,834		Balance net interest charges ..	—43,50,965
Total ..	35,65,376	Total ..	35,65,376

No. 5.—Account of Indirect Charges for, and to end of, 1927-28.

Particulars.	Previous.	1927-28.	Total.	Particulars.	Previous.	1927-28.	Total.
	Rs.	Rs.	Rs.		Rs.	Rs.	Rs.
CAPITAL ACCOUNT.				REVENUE ACCOUNT.			
1. Capitalized abatement of Land Revenue ..	2,463	..	2,463	1. Capitalized abatement of Land Revenue ..	5,830	..	5,830
2. Leave and Pension Allowances ..	78,132	..	78,132	2. Leave and Pension Allowances ..	1,18,014	..	1,18,014
3. Audit and Accounts Establishment ..	156	..	156	3. Audit and Accounts Establishment ..	9,253	1,712	10,965
Total ..	80,751	..	80,751	Total ..	1,33,097	1,712	1,34,809

DESERT CANAL.

CANAL PROJECT.

No. 6.—Statement comparing Capital Cost to end of 1927-28 with sanctioned estimates.

Particulars.	Charges against closed sanctions.			Current sanctions.			Total charges to date against old and current sanctions.
	Expenditure against construction estimate.	Expenditure against open Capital sanctions.	Total.	Charges to date.	Amount of sanctioned estimate.	Unspent balance of estimate.	
1	2	3	4	5	6	7	8
DIRECT CHARGES.							
	Rs.	Rs.	Rs.	Rs.	Rs.	Rs.	Rs.
Works	9,86,127	11,73,598	21,59,725	21,59,725
Establishment	2,20,523	2,68,447	4,88,970	4,88,970
Tools and Plant	14,280	11,321	25,601	25,601
Suspense Account
Pensionary charges	46	46	46
Total ..	12,20,930	14,53,412	26,74,342	26,74,342
Less—Receipts on Capital Account	37	..	37	37
Net Total ..	12,20,893	14,53,412	26,74,305	26,74,305
INDIRECT CHARGES.							
Capitalized abatement of Land Revenue	2,463	2,463	2,463
Leave and Pension Allowances ..	40,598	37,534	78,132	78,132
Audit and Accounts	156	156	156
Total ..	40,598	40,153	80,751	80,751
GRAND TOTAL ..	12,61,491	14,93,565	27,55,056	27,55,056

FULELI CANAL.

CANAL PROJECT.

No. 2.—Capital Account for, and to end of, 1927-28.

Heads of Account.	Direct Charges.			Cost of construction as now estimated. (Construction estimate closed on 31st March 1893.)	Expenditure against closed estimates.
	Previous.	1927-28.	Total.		
1	2	3	4	5	6
I.—WORKS.	Rs.	Rs.	Rs.	Rs.	Rs.
(1) HEAD WORKS.					
Works	66,278	..	66,278	66,278	66,278
Buildings	4,012	..	4,012	4,012	4,012
Total, Head Works ..	70,290	..	70,290	70,290	70,290
(2) MAIN CANALS AND BRANCHES.					
Preliminary Expenses ..	73,352	1,478	74,830	74,830	74,830
Land	7,456	..	7,456	7,456	7,456
Regulators	8,78,905	..	8,78,905	8,78,905	8,78,905
Bridges	36,992	..	36,992	36,992	36,992
Escapes	2,44,313	..	2,44,313	2,44,313	2,44,313
Buildings	67,444	..	67,444	67,444	67,444
Earth-work	9,23,556	969	9,24,525	9,24,525	9,24,525
Miscellaneous	26,347	..	26,347	26,347	26,347
Total, Main Canals and Branches ..	22,58,365	2,447	22,60,812	22,60,812	22,60,812
(3) DISTRIBUTARIES.					
Land	667	..	667	667	667
Works	65,540	7,922	73,462	73,462	73,462
Earth-work	32,160	1,658	33,818	33,818	33,818
Total, Distributaries ..	98,367	9,580	1,07,947	1,07,947	1,07,947
Total, I.—Works ..	24,27,022	12,027	24,39,049	24,39,049	24,39,049
Carried over ..	24,27,022	12,027	24,39,049	24,39,049	24,39,049

FULELI CANAL.

CANAL PROJECT.

No. 2.—Capital Account for, and to end of, 1927-28.

Heads of Account.	Direct Charges.			Cost of construction as now estimated. (Construction estimate closed on 31st March 1893.)	Expenditure against closed estimates.
	Previous.	1927-28.	Total.		
1	2	3	4	5	6
	Rs.	Rs.	Rs.	Rs.	Rs.
Brought forward ..	24,27,022	12,027	24,39,049	24,39,049	24,39,049
II.—ESTABLISHMENT.					
3. Executive	6,49,055	8,074	6,57,129	6,57,129	6,57,129
4. Medical					
Total, Establishment ..	6,49,055	8,074	6,57,129	6,57,129	6,57,129
III.—TOOLS AND PLANT					
..	19,919	243	20,162	20,162	20,162
Pensionary Charges ..	3,331	1,130	4,461	4,461	4,461
Grand Total ..	30,99,327	21,474	31,20,801	31,20,801	31,20,801
V.—Less—Receipts on Capital Account	504	..	504	504	504
Net Outlay ..	30,98,823	21,474	31,20,297	31,20,297	31,20,297
<i>Apportionment.</i>					
Chargeable to 43—Minor Works and Navigation.	21,22,765	..	21,22,765	21,22,765	21,22,765
Chargeable to 55—Construction of Irrigation Works.	9,76,058	21,474	9,97,532	9,97,532	9,97,532
Total ..	30,98,823	21,474	31,20,297	31,20,297	31,20,297

FULELI CANAL.

CANAL PROJECT.

No. 3.—Revenue Account for, and to end of, 1927-28.

Receipts.	TOTAL.			Charges.	TOTAL.		
	Previous.	1927-28.	Total.		Previous.	1927-28.	Total.
I.—DIRECT RECEIPTS.	Rs.	Rs.	Rs.		Rs.	Rs.	Rs.
1. Water-rates from Irrigation ..	17,10,092	94,576	18,04,668	I.—EXTENSIONS AND IMPROVEMENTS.			
3. Sales of water ..	8,813	1,196	10,009	2. Main Canals and Branches ..	4,37,371	13,362	4,50,733
5. Plantations ..		134		3. Distributaries ..	28,517	646	29,163
6. Other canal produce ..	2,62,447	11,505	2,74,086	Total ..	4,65,888	14,008	4,79,896
8. Navigation ..	75,846	..	75,846	II.—MAINTENANCE AND REPAIRS.			
9. Rents of buildings ..	8,170	525	8,695	1. Head Works ..	169	..	169
10. Fines ..	39,042	12,366	51,408	2. Main Canals and Branches ..	62,17,056	1,47,341	63,64,397
11. Miscellaneous receipts ..	2,31,868	9,970	2,41,838	3. Distributaries ..	1,155	..	1,155
12. <i>Deduct</i> —Re-funds ..	3,883	2,015	5,898	Total ..	62,18,380	1,47,341	63,65,721
Total ..	23,32,395	1,28,257	24,60,652	III.—COMPENSATION
II.—INDIRECT RECEIPTS.				IV.—ESTABLISHMENT.			
Irrigation share of Land Revenue collected in the Civil Department.	2,44,82,428	4,32,948	2,49,15,376	1 and 2. Direction and Accounts ..	23,93,107	54,840	24,47,947
4 per cent. on 9/10ths of the proceeds from sales of occupancy rights per Govt. of India Nos. 53 and 58-A.I., dated respectively 20th June and 1st August 1889, communicated in Government Resolution No. 1209, dated 10th July, and No. 1913, dated 7th November 1889 to end of 1920-21 and thereafter at the average rate communicated by Local Govt. Order, P. W. D., No. W. I. 11143, dated 20th July 1921.	4,28,289	28,425	4,56,714	3. Executive ..			
Total ..	2,49,10,717	4,61,373	2,53,72,090	V.—TOOLS AND PLANT ..	62,335	3,363	65,698
Total, Receipts ..	2,72,43,112	5,89,630	2,78,32,742	Pensionary charges..	8,218	7,678	15,896
Carried over ..	2,72,43,112	5,89,630	2,78,32,742	Carried over ..	91,47,928	2,27,230	93,75,158

FULELI CANAL.

CANAL PROJECT.

No. 3.—Revenue Account for, and to end of, 1927-28.

Receipts.	TOTAL.			Charges.	TOTAL.		
	Previous.	1927-28.	Total.		Previous.	1927-28.	Total.
	Rs.	Rs.	Rs.		Rs.	Rs.	Rs.
Brought forward ..	2,72,43,112	5,89,630	2,78,32,742	Brought forward..	91,47,928	2,27,230	93,75,158
<i>Note.</i> —Loss to the canal on account of difference between assessment of water-rates on jaghir lands and assessment at the ordinary rates in force for Government lands noted here per Government of India Letter No. 233-I, dated 14th June 1883, communicated under Government Resolution No. 400, dated 11th August 1883.				VI.—REFUNDS OF REVENUE.	3,730	..	3,730
				Suspense Account .	—239	..	—239
				<i>Deduct</i> —Receipts on revenue account ..	312	12	324
				Total ..	91,51,107	2,27,218	93,78,325
				Share of Collection Charges in the Civil Department.	19,05,876	32,483	19,38,359
				Total, Direct Charges ..	1,10,56,983	2,59,701	1,13,16,684
				Indirect Charges debitable to Revenue Account as per Account No. 5 ..	3,79,571	1,613	3,81,184
				Total Charges ..	1,14,36,554	2,61,314	1,16,97,868
				Balance Net Revenue ..	1,58,06,558	3,28,316	1,61,34,874
				GRAND TOTAL ..	2,72,43,112	5,89,630	2,78,32,742
Rs. To end of 1926-27..	71,05,155						
Loss for 1927-28..	1,48,587						
Total ..	72,54,742						

N.B.—Construction estimate closed on 31st March 1893, vide G. R. No. 1035, dated 27th June 1894. Completion Report approved in G. R. No. 1035, dated 27th June 1894.

FULELI CANAL.

CANAL PROJECT.

No. 4.—Interest Account for, and to end of, 1927-28.

	Amount. Rs.		Amount. Rs.
Total interest charges to end of 1926-27	36,11,781	Net Revenue realized to end of 1926-27 as per No. 3 ..	1,58,06,558
Interest charges for the year 1927-28	1,29,053	Net Revenue realized during 1927-28 as per No. 3 ..	3,28,316
Rs.		Total Net Revenue realized to end of the year as per No. 3	1,61,34,874
On Rs. 19,24,515 outlay to end of the year 1916-17 at the average rate 3.3252 per cent. ..	63,994	Balance net interest charges ..	—1,23,94,040
On subsequent outlay Rs. 11,85,045 at the flat rate 5.49 per cent. ..	65,059		
Total ..	37,40,834	Total ..	37,40,834

No. 5.—Account of Indirect Charges for, and to end of, 1927-28.

Particulars.	Previous.	1927-28.	Total.	Particulars.	Previous.	1927-28.	Total.
	Rs.	Rs.	Rs.		Rs.	Rs.	Rs.
CAPITAL ACCOUNT.				REVENUE ACCOUNT.			
1. Capitalized abatement of Land Revenue ..	15,825	189	16,014	1. Capitalized abatement of Land Revenue ..	17,972	..	17,972
2. Leave and Pension Allowances ..	97,006	..	97,006	2. Leave and Pension Allowances ..	3,53,937	..	3,53,937
3. Audit and Accounts Establishment ..	7,000	120	7,120	3. Audit and Accounts Establishment ..	7,662	1,613	9,275
Total ..	1,19,831	309	1,20,140	Total ..	3,79,571	1,613	3,81,184

FULELI CANAL.

CANAL PROJECT.

No. 6.—Statement comparing Capital Cost to end of 1927-28 with sanctioned estimates.

Particulars	Charges against closed sanctions.			Current sanctions.			Total charges to date against old and current sanctions.
	Expenditure against construction estimate.	Expenditure against open capital sanctions.	Total.	Charges to date.	Amount of sanctioned estimate.	Unspent balance of estimate.	
1	2	3	4	5	6	7	8
	Rs.	Rs.	Rs.	Rs.	Rs.	Rs.	Rs.
DIRECT CHARGES.							
Works	9,84,801	14,54,248	24,39,049	24,39,049
Establishment ..	2,00,468	4,56,661	6,57,129	6,57,129
Tools and Plant ..	1,325	18,837	20,162	20,162
Pensionary charges	4,461	4,461	4,461
Total ..	11,86,594	19,34,207	31,20,801	31,20,801
Less—Receipts on Capital Account ..	21	483	504	504
Net Total ..	11,86,573	19,33,724	31,20,297	31,20,297
INDIRECT CHARGES.							
Capitalized abatement of Land Revenue ..	6,800	9,214	16,014	16,014
Leave and Pension Allowances ..	37,536	59,470	97,006	97,006
Audit and Accounts Establishment	7,120	7,120	7,120
Total ..	44,336	75,804	1,20,140	1,20,140
GRAND TOTAL ..	12,30,909	20,09,528	32,40,437	32,40,437

NAULAKHI CANAL.

CANAL PROJECT.

No. 3.—Revenue Account for, and to end of, 1927-28.

Receipts.	TOTAL			Charges.	TOTAL.		
	Previous.	1927-28.	Total.		Previous.	1927-28.	Total.
	Rs.	Rs.	Rs.		Rs.	Rs.	Rs.
I.—DIRECT RECEIPTS.				I.—EXTENSIONS AND IMPROVEMENTS.			
1. Water-rates from Irrigation ..	3,065	929	3,994	2. Main Canals and Branches ..	963	37	1,000
2. Other canal produce ..	961	113	1,074				
3. Navigation ..	45	..	45				
4. Rents of buildings ..	1	..	1				
5. Fines ..	714	337	1,051				
6. Miscellaneous receipts ..	1,066	127	1,193	Total ..	963	37	1,000
7. <i>Deduct</i> —Refunds	304	304				
Total ..	5,852	1,202	7,054	II.—MAINTENANCE AND REPAIRS.			
				2. Main Canals and Branches ..	1,20,442	76,347	1,96,789
II.—INDIRECT RECEIPTS.							
Irrigation share of Land Revenue collected in the Civil Department.	7,50,961	1,45,153	8,96,114	Total ..	1,20,442	76,347	1,96,789
4 per cent. on 9/10ths of the proceeds from sales of occupancy rights per Govt. of India Nos. 53 and 58-A.1., dated respectively, 20th June and 1st August 1889, communicated in Government Resolution No. 1209, dated 10th July, and No. 1913, dated 7th November 1889 to end of 1920-21 and thereafter at the average rate communicated by Local Government vide Government Order, P. W. D., No. W. I. 11143, dated 28th July 1921.	3,726	751	4,477	III.—COMPENSATION
Total ..	7,54,687	1,45,904	9,00,591	IV.—ESTABLISHMENT.			
Total Receipts ..	7,60,539	1,47,106	9,07,645	1 and 2. Direction and Accounts. } 73,603	22,343	95,946	
Carried over ..	7,60,539	1,47,106	9,07,645	3. Executive .. }			
				V.—TOOLS AND PLANT..	1,832	1,087	2,919
				Pensionary charges ..	1,384	3,128	4,512
				Carried over ..	1,98,224	1,02,942	3,01,166

NAULAKHI CANAL.

CANAL PROJECT.

No. 3.—Revenue Account for, and to end of, 1927-28.

Receipts.	TOTAL.			Charges.	TOTAL.		
	Previous.	1927-28.	Total.		Previous.	1927-28.	Total.
Brought forward ..	Rs. 7,60,539	Rs. 1,47,106	Rs. 9,07,645	Brought forward..	Rs. 1,58,224	Rs. 1,02,942	Rs. 3,01,166
<i>Note.</i> —Loss to the canal on account of difference between assessment of water-rates on jaghir lands and assessment at the ordinary rates in force for Government lands noted here per Government of India Letter No. 233-I., dated 14th June 1883, communicated under Government Resolution No. 400, dated 11th August 1883.				VI.—REFUNDS OF REVENUE...
				Total ..	1,98,224	1,02,942	3,01,166
				Share of Collection Charges in the Civil Department.	45,239	8,786	54,075
				Total, Direct Charges ..	2,43,513	1,11,728	3,55,241
				Indirect Charges debitable to Revenue Account as per No. 5 ..	10,141	764	10,905
				Total, Charges ..	2,53,654	1,12,492	3,66,146
				Balance Net Revenue ..	5,06,885	34,614	5,41,499
To end of 1926-27.. Rs. 23,226				GRAND TOTAL ..	7,60,539	1,47,106	9,07,645
Loss for 1927-28.. 4,052							
Total .. 27,278							
GRAND TOTAL ..	7,60,539	1,47,106	9,07,645	GRAND TOTAL ..	7,60,539	1,47,106	9,07,645

N.B.—Last Capital Account detailed in the Administrative Accounts for 1924-25.

Construction Estimate closed during 1921-22. Vide G. R. No. 1606, dated 30th November 1923.

NAULAKHI CANAL.

CANAL PROJECT.

No. 4.—Interest Account for, and to end of, 1927-28.

	Amount. Rs.		Amount. Rs.
Total interest charges to end of 1926-27	20,585	Net Revenue realized to end of 1926-27 as per No. 3	5,06,885
Interest charges for the year 1927-28 Rs.	5,074	Net Revenue realized during 1927-28 as per No. 3	34,614
On Rs. 99,479 outlay to end of the year 1916-17 at the average rate 3.3252 per cent. ..	3,308	Total Net Revenue realized to end of the year as per No. 3	5,41,499
On subsequent outlay Rs. 32,161 at the flat rate 5.49 per cent. ..	1,766	Balance net interest charges ..	-5,15,840
Total ..	25,659	Total ..	25,659

No. 5.—Account of Indirect Charges for, and to end of, 1927-28.

Particulars.	Previous.	1926-27.	Total.	Particulars.	Previous.	1927-28.	Total.
	Rs.	Rs.	Rs.		Rs.	Rs.	Rs.
CAPITAL ACCOUNT.		<i>Nil.</i>		REVENUE ACCOUNT.			
				1. Capitalized abatement of Land Revenue ..	7	..	7
				2. Leave and Pension Allowances ..	8,920	..	8,920
				3. Audit and Accounts Establishment ..	1,214	764	1,978
Total	Total ..	10,141	764	10,905

PINYARI CANAL.

CANAL PROJECT.

No. 2.—Detailed Account of Capital Expenditure for, and to end of, 1927-28.

Heads of Account.	Direct Charges.			Cost of Construction as now estimated. (Construction estimate closed during 1921-22.)	Expenditure against closed estimates.
	Previous.	1927-28.	Total.		
1	2	3	4	5	6
I—WORKS.	Rs.	Rs.	Rs.	Rs.	Rs.
(2) MAIN CANALS AND BRANCHES.					
A. Preliminary Expenses	30,458	5,978	36,436	38,670	..
D. Regulators	2,054	..	2,054	2,054	2,054
G. Bridges	2,120	..	2,120	2,120	2,120
K. Buildings	33,487	..	33,487	33,487	33,487
L. Earth-work	4,17,408	..	4,17,403	4,17,408	4,17,408
Total, Main Canals and Branches ..	4,85,527	5,978	4,91,505	4,93,739	4,55,069
Unclassified outlay	4,78,414	..	4,78,414	4,78,414	4,78,414
Total I.—Works ..	9,63,941	5,978	9,69,919	9,72,153	9,33,483
II.—ESTABLISHMENT.					
1 and 2. Direction and Accounts ..	2,20,621	6,842	2,27,463	2,30,524	2,14,307
3. Executive. 4. Medical					
5. Special Survey					
Total II.—Establishment ..	2,20,621	6,842	2,27,463	2,30,524	2,14,307
III.—TOOLS AND PLANT ..	10,967	389	11,356	17,485	10,746
Pensionary charges	1,967	958	2,925	1,238	1,238
Grand Total ..	11,97,496	14,167	12,11,663	12,21,400	11,59,774
V.—Less—Receipts on Capital Account
Net Outlay ..	11,97,496	14,167	12,11,663	12,21,400	11,59,774
<i>Apportionment.</i>					
Chargeable to—					
15—Other Revenue expenditure, etc.	5,90,135	..	5,90,135	12,21,400	11,59,774
55—Construction of Irrigation Works—Provincial	6,07,361	14,167	6,21,528		
Total ..	11,97,496	14,167	12,11,663	12,21,400	11,59,774

PINYARI CANAL.

CANAL PROJECT.

No. 3.—Revenue Account for, and to end of, 1927-28.

Receipts.	TOTAL.			Charges.	TOTAL.		
	Previous.	1927-28.	Total.		Previous.	1927-28.	Total.
	Rs	Rs.	Rs.		Rs.	Rs.	Rs.
I.—DIRECT RECEIPTS.				I.—EXTENSIONS AND IMPROVEMENTS.			
1. Water rates from Irrigation ..	2,337	435	2,772				
5. Plantations ..	1,904	543	2,447	2. Main Canals and Branches ..	1,18,421	10,132	1,28,553
6. Other canal produce ..	2,196	651	2,847				
8. Navigation ..	45	..	45				
9. Rents of buildings ..	62	15	77				
10. Fines ..	1,933	228	2,161				
11. Miscellaneous receipts ..	16,036	1,211	17,247	Total ..	1,18,421	10,132	1,28,553
12. <i>Deduct</i> —Refunds ..	154	9	163				
Total ..	24,359	3,074	27,433	II.—MAINTENANCE AND REPAIRS.			
II.—INDIRECT RECEIPTS.				2. Main Canals and Branches ..	5,81,001	97,892	6,78,893
Irrigation share of Land Revenue collected in the Civil Department.	12,03,171	96,405	12,99,576				
4 per cent. on 9/10ths of the proceeds from sales of occupancy rights per Govt. of India, Nos. 53 and 58-A.-1., dated respectively 20th June and 1st August 1889, communicated in Government Resolution No. 1209, dated 10th July, and No. 1913, dated 7th November 1889 to end of 1920-21 and thereafter at the average rate communicated by Local Government <i>vide</i> Government Order, P. W. D., No. W. I. 11143, dated 20th July 1921 ..	27,131	5,822	32,953	Total ..	5,81,001	97,892	6,78,893
Total ..	12,30,302	1,02,227	13,32,529	III.—COMPENSATION
Total Receipts ..	12,54,661	1,05,301	13,59,962	IV.—ESTABLISHMENT.			
Carried over ..	12,54,661	1,05,301	13,59,962	1 and 2. Direction and Accounts ..	1,40,885	22,899	1,63,784
				3. Executive ..			
				V.—TOOLS AND PLANT ..	7,190	608	7,798
				Pensionary charges.	4,206	3,206	7,412
				Carried over ..	8,51,703	1,34,737	9,86,440

PINYARI CANAL.

CANAL PROJECT.

No. 3.—Revenue Account for, and to end of, 1927-28.

Receipts.	TOTAL.			Charges.	TOTAL.		
	Previous.	1927-28.	Total		Previous.	1927-28.	Total.
	Rs.	Rs.	Rs.		Rs.	Rs.	Rs.
Brought forward ..	12,54,661	1,05,301	13,59,962	Brought forward..	8,51,703	1,34,737	9,86,440
<i>Note.</i> —Loss to the canal on account of difference between assessment of water-rates on jaghir lands and assessment at the ordinary rates in force for Government lands noted here per Government of India Letter No. 233-I, dated 14th June 1883, communicated under Government Resolution No. 400, dated 11th August 1883.				Profit and Loss—
				VI.—REFUNDS OF REVENUE.			
				Suspense Account.
				Deduct—Receipts on Revenue Accounts.	592	238	830
				Total ..	8,51,111	1,34,499	9,85,610
				Share of Collection Charges in the Civil Department.	72,446	5,824	78,270
				Total Direct Charges ..	9,23,557	1,40,323	10,63,880
				Indirect Charges debitable to Revenue Account as per No. 5 ..	24,404	1,080	25,484
				Total Charges ..	9,47,961	1,41,403	10,89,364
				Balance Net Revenue ..	3,06,700	—36,102	2,70,598
To end of 1926-27 ..	38,652						
Loss for 1927-28 ..	5,655						
Total ..	44,307						
GRAND TOTAL ..	12,54,661	1,05,301	13,59,962	GRAND TOTAL ..	12,54,661	1,05,301	13,59,962

N.B.—Construction Estimate closed during 1921-22, vide G. R. No. 1606, dated 19th July 1923.

PINYARI CANAL.

CANAL PROJECT.

No. 4.—Interest Account for, and to end of, 1927-28.

	Amount. Rs.		Amount. Rs.
Total interest charges to end of 1926-1927	2,04,389	Net Revenue realized to end of 1926-1927 as per No. 3	3,06,700
Interest charges for the year 1927-1928	55,334	Net Revenue realized during 1927-1928 as per No. 3	-36,102
In Rs. 4,98,777 outlay to end of the year 1916-17 at the average rate 3.3252 per cent. ..	16,585	Total Net Revenue realized to end of the year as per No. 3	2,70,598
In subsequent outlay Rs. 7,65,803 at the flat rate 5.49 per cent. ..	38,749	Balance net interest charges ..	-10,875
Total ..	2,59,723	Total ..	2,59,723

No. 5.—Account of Indirect Charges for, and to end of, 1927-28.

Particulars.	Previous.	1927-28.	Total.	Particulars.	Previous.	1927-28.	Total.
CAPITAL ACCOUNT.	Rs.	Rs.	Rs.	REVENUE ACCOUNT.	Rs.	Rs.	Rs.
1. Capitalized abatement of Land Revenue ..	770	..	770	1. Capitalized abatement of Land Revenue ..	1,892	..	1,892
2. Leave and Pension Allowances ..	28,922	..	28,922	2. Leave and Pension Allowances ..	15,518	..	15,518
3. Audit and Accounts Establishment ..	4,856	60	4,916	3. Audit and Accounts Establishment ..	6,994	1,080	8,074
Total ..	34,548	60	34,608	Total ..	24,404	1,080	25,484

PINYARI CANAL.

CANAL PROJECT.

No. 6.—Statement comparing Capital Cost to end of 1927-28 with sanctioned estimates.

Particulars.	Charges against closed sanctions.			Current sanctions.			Total charges to date against old and current sanctions.
	Expenditure against construction estimate.	Expenditure against open capital sanctions.	Total.	Charges to date.	Amount of sanctioned estimate.	Unspent balance of estimate.	
1	2	3	4	5	6	7	8
	Rs.	Rs.	Rs.	Rs.	Rs.	Rs.	Rs.
DIRECT CHARGES.							
Works ..	4,78,414	4,55,069	9,33,483	36,436	38,670	2,234	9,69,919
Establishment ..	1,09,898	1,04,409	2,14,307	13,156	16,217	3,061	2,27,463
Tools and Plant ..	1,823	8,923	10,746	610	6,739	6,129	11,356
Pensionary charges	1,238	1,238	1,687	..	-1,687	2,925
Total ..	5,90,135	5,69,639	11,59,774	51,889	61,626	9,737	12,11,663
Less—Receipts on Capital Account
Net Total ..	5,90,135	5,69,639	11,59,774	51,889	61,626	9,737	12,11,663
INDIRECT CHARGES.							
Capitalized abatement of Land Revenue	770	770	770
Leave and Pension Allowances ..	15,387	13,380	28,767	155	2,365	2,210	28,922
Audit and Accounts	4,552	4,552	364	387	23	4,916
Total ..	15,387	18,702	34,089	519	2,752	2,233	34,608
GRAND TOTAL ..	6,05,522	5,88,341	11,93,863	52,408	64,378	11,970	12,46,271

G. R. (P.W.D.), No. 3115, dated 20th September 1927 Rs. 59,658
G. R. (P.W.D.), No. 3115, dated 20th September 1927 4,720

Total .. 64,378

INDUS CANALS RIGHT BANK.

CANAL PROJECT.

No. 2,—Detailed Account of Capital Expenditure for, and to end of, 1927-28.

Heads of Account.	Direct Charges.			Cost of Construction as now estimated (Construction estimate closed during 1921-22.)	Expenditure against closed estimates.
	Previous.	1927-28.	Total.		
1	2	3	4	5	6
I.—WORKS.	Rs.	Rs.	Rs.	Rs.	Rs.
(2) MAIN CANALS AND BRANCHES.					
D. Regulators	1,760	1,760	1,760	1,760
Total Main Canals and Branches..	..	1,760	1,760	1,760	1,760
Unclassified outlay ..	73,467	..	73,467	73,467	73,467
Total I.—Works ..	73,467	1,760	75,227	75,227	75,227
II.—ESTABLISHMENT.					
1 and 2. Direction and Accounts ..	} 13,087	373	13,460	13,460	13,460
3. Executive					
4. Medical					
5. Special Survey					
Total Establishment ..	13,087	373	13,460	13,460	13,460
III.—TOOLS AND PLANT ..	373	10	383	383	383
IV.—Suspense Accounts
Pensionary charges	52	52	52	52
Grand Total ..	86,927	2,195	89,122	89,122	89,122
V.—Less—Receipts on Capital Account
Net Outlay ..	86,927	2,195	89,122	89,122	89,122

PUBLIC WORKS DEPARTMENT, IRRIGATION BRANCH.

INDUS CANALS RIGHT BANK.

CANAL PROJECT.

No. 2.—Detailed Account of Capital Expenditure for, and to end of, 1927-28.

Heads of Account.	Direct Charges.			Cost of Construction as now estimated (Construction estimate closed during 1921-22.)	Expenditure against closed estimates.
	Previous.	1927-28.	Total.		
1	2	3	4	5	6
	Rs.	Rs.	Rs.	Rs.	Rs.
<i>Apportionment.</i>					
Chargeable to 15—Other Revenue expenditure ..	86,927	..	86,927	86,927	86,927
Chargeable to 55—Construction of Irrigation Works	2,195	2,195	2,195	2,195
Total ..	86,927	2,195	89,122	89,122	89,122

INDUS CANAL RIGHT BANK.

CANAL PROJECT.

No. 3.—Revenue Account for, and to end of, 1927-28.

Receipts.	TOTAL.			Charges.	TOTAL.		
	Previous.	1927-28.	Total.		Previous.	1927-28.	Total.
	Rs.	Rs.	Rs.		Rs.	Rs.	Rs.
I.—DIRECT RECEIPTS.				I.—EXTENSIONS AND IMPROVEMENTS.			
1. Water-rates from Irrigation ..	3,876	1,013	4,889	2. Main Canals and Branches ..	18,857	8,643	27,500
6. Other canal produce ..	229	28	257	Total ..	18,857	8,643	27,500
9. Rents of buildings ..	75	5	80				
10. Fines ..	127	884	1,011	II.—MAINTENANCE AND REPAIRS.			
11. Miscellaneous receipts ..	1,288	55	1,343	2. Main Canals and Branches ..	95,221	23,008	1,18,229
12. Deduct—Refunds ..	1	..	1	3. Distributaries. }			
Total ..	5,594	1,985	7,579	Total ..	95,221	23,008	1,18,229
II.—INDIRECT RECEIPTS.				III.—COMPENSATION
Irrigation share of Land Revenue collected in the Civil Department.	2,87,367	46,439	3,33,806	IV.—ESTABLISHMENT.			
4 per cent. on 9/10ths of the proceeds from sales of occupancy rights per Govt. of India Nos. 53 and 58-A. I., dated respectively 20th June and 1st August 1889, communicated in Government Resolution No. 1209, dated 10th July, and No. 1913, dated 7th November 1889 to end of 1920-21 and thereafter at the average rate communicated by Local Government <i>vide</i> Govt. Order P.W.D. No. W. 1. 11143, dated 20th July 1921 ..	11,144	2,343	13,487	1. and 2. Direction and Accounts. }	23,200	6,711	29,911
				3. Executive .. }			
Total ..	2,98,511	48,782	3,47,293	V.—TOOLS AND PLANT ..	1,071	178	1,249
Total Receipts ..	3,04,105	50,767	3,54,872	Pensionary charges	674	940	1,614
Carried over ..	3,04,105	50,767	3,54,872	Carried over ..	1,39,023	39,480	1,78,503

INDUS CANAL RIGHT BANK.

CANAL PROJECT.

No. 3.—Revenue Account for, and to end of, 1927-28.

Receipts.	TOTAL.			Charges.	TOTAL.		
	Previous.	1927-28.	Total.		Previous.	1927-28.	Total.
	Rs.	Rs.	Rs.		Rs.	Rs.	Rs.
Brought forward..	3,04,105	50,767	3,54,872	Brought forward..	1,39,023	39,480	1,78,503
<i>Note.</i> —Loss to the canal on account of difference between assessment of water-rates on jaghir lands and assessment at the ordinary rates in force for Government lands noted here per Government of India Letter No. 233-I., dated 14th June 1883, communicated under Government Resolution No. 400, dated 11th August 1883.				VI.—REFUNDS OF REVENUE.			
				<i>Deduct</i> —receipts on revenue account.	...	19	19
				Total ..	1,39,023	39,461	1,73,484
				Share of Collection Charges in the Civil Department.	17,482	2,900	20,382
				Total Direct Charges ..	1,56,505	42,361	1,98,866
				Indirect charges debitable to Revenue Account as per Account No. 5 ..	3,695	317	4,012
				Total Charges ..	1,60,200	42,678	2,02,878
				Balance Net Revenue ..	1,43,905	8,089	1,51,994
				GRAND TOTAL ..	3,04,105	50,767	3,54,872
	To end of 1926-27 .. 9,214 Loss for 1927-28 .. 1,594 Total .. 10,808						

N.B.—Last Capital Account detailed in the Administrative Accounts for 1923-24. Construction estimate closed during 1921-22—*vide* G. R., P. W. D., No. 1606, dated 19th July 1923.

INDUS CANAL RIGHT BANK.

CANAL PROJECT.

No. 4.—Interest Account for, and to end of, 1927-28.

	Amount. Rs.		Amount. Rs.
Total interest charges to end of 1926-27	19,683	Net Revenue realized to end of 1926-27 as per No. 3	1,43,905
Interest charges for the year 1927-28	3,917	Net Revenue realized during 1927-28 as per No. 3	8,089
On Rs. 42,312 outlay to end of the year 1916-17 at the average rate 3.3252 per cent. ..	Rs. 1,407	Total Net Revenue realized to end of the year as per No. 3.	1,51,994
On subsequent outlay Rs. 45,713 at the flat rate 5.49 per cent. ..	2,510	Balance net interest charges ..	-1,28,394
Total ..	23,600	Total ..	23,600

No. 5.—Account of Indirect Charges for, and to end of, 1927-28.

Particulars.	Previous.	1927-28.	Total.	Particulars.	Previous.	1927-28.	Total.
	Rs.	Rs.	Rs.		Rs.	Rs.	Rs.
CAPITAL ACCOUNT.				REVENUE ACCOUNT.			
1. Capitalized abatement of Land Revenue	1. Capitalized abatement of Land Revenue	36	..	36
2. Leave and Pension Allowances ..	1,833	..	1,833	2. Leave and Pension Allowances ..	2,519	..	2,519
3. Audit and Accounts Establishment	18	18	3. Audit and Accounts Establishment	1,140	317	1,457
Total ..	1,833	18	1,851	Total ..	3,695	317	4,012

INDUS CANALS RIGHT BANK.

CANAL PROJECT.

No. 6.—Statement comparing Capital Cost to end of 1927-28 with sanctioned Estimates.

Particulars.	Charges against closed sanctions.			Current sanctions.			Total charges to date against old and current sanctions.
	Expenditure against construction Estimate.	Expenditure against open Capital sanctions.	Total.	Charges to date.	Amount of sanctioned Estimate.	Unspent balance of Estimate.	
1	2	3	4	5	6	7	8
	Rs.	Rs.	Rs.	Rs.	Rs.	Rs.	Rs.
DIRECT CHARGES.							
Works ..	73,467	1,760	75,227	75,227
Establishment ..	13,087	373	13,460	13,460
Tools and Plant ..	373	10	383	383
Pensionary charges	52	52	52
Total ..	86,927	2,195	89,122	89,122
Less—Receipts on Capital Account
Net Total ..	86,927	2,195	89,122	89,122
INDIRECT CHARGES.							
Capitalized abatement of Land Revenue
Leave and Pension Allowances ..	1,833	...	1,833	1,833
Audit and Accounts Establishment	18	18	18
Total ..	1,833	18	1,851	1,851
GRAND TOTAL ..	88,760	2,213	90,973	90,973

INDUS CANALS LEFT BANK.

CANAL PROJECT.

No. 2.—Capital Account for, and to end of, 1927-28.

Heads of Account.	Direct Charges.			Cost of Construction as now estimated (Construction estimate closed during 1921-22).	Expenditure against closed estimates.
	Previous.	1927-28.	Total.		
1	2	3	4	5	6
I.—WORKS.	Rs.	Rs.	Rs.	Rs.	Rs.
(2) MAIN CANALS AND BRANCHES.					
A. Preliminary Expenses ..	927	528	1,455	1,455	1,455
G. Bridges	970	970	970	970
L. Earth-work	3,333	3,333	3,333	3,333
O. Miscellaneous	695	695	695	695
Total, Main Canals and Branches ..	927	5,526	6,453	6,453	6,453
Unclassified outlay ..	2,09,896	..	2,09,896	2,09,896	2,09,896
Total, I—Works ..	2,10,823	5,526	2,16,349	2,16,349	2,16,349
II.—ESTABLISHMENT.					
1 and 2. Direction and Accounts. } ..					
3. Executive	43,233	1,168	44,401	44,401	44,401
4. Medical
5. Special survey
Total, Establishment ..	43,233	1,168	44,401	44,401	44,401
III.—TOOLS AND PLANT ..	822	31	853	853	853
Pensionary charges	95	164	259	259	259
GRAND TOTAL ..	2,54,973	6,889	2,61,862	2,61,862	2,61,862
V.—Less—Receipts on Capital Account
Net Outlay ..	2,54,973	6,889	2,61,862	2,61,862	2,61,862
<i>Apportionment.</i>					
Chargeable to 15, Other Revenue Expenditure	2,52,978	..	2,52,978	2,52,978	2,52,978
Chargeable to 55—Construction of Irrigation Works	1,995	6,889	8,884	8,884	8,884
Total ..	2,54,973	6,889	2,61,862	2,61,862	2,61,862

PUBLIC WORKS DEPARTMENT, IRRIGATION BRANCH.

INDUS CANALS LEFT BANK.

CANAL PROJECT.

No. 3.—Revenue Account for, and to end of, 1927-28.

Receipts.	TOTAL			Charges.	TOTAL.		
	Previous.	1927-28.	Total.		Previous.	1927-28.	Total.
	Rs.	Rs.	Rs.		Rs.	Rs.	Rs.
I.—DIRECT RECEIPTS.				I.—EXTENSIONS AND IMPROVEMENTS.			
1. Water-rates from Irrigation ..	5,108	2,115	7,223	1. Head Works ..	30,090	3,993	34,083
5. Plantations ..	30	..	30	2. Main Canals and Branches ..			
6. Other canal produce ..	318	122	440	3. Distributaries.			
9. Rents of buildings ..	175	31	206	4. Drainage and Protective Works.			
10. Fines ..	5,054	1,698	6,752				
11. Miscellaneous receipts ..	2,386	195	2,581				
12. Deduct—Refunds	1,316	..	1,316				
Total ..	11,755	4,161	15,916	Total ..	30,090	3,993	34,083
II.—INDIRECT RECEIPTS.				II.—MAINTENANCE AND REPAIRS.			
Irrigation share of Land Revenue collected in the Civil Department.	5,03,693	40,629	5,44,322	1. Head Works ..	2,15,450	42,771	2,58,221
4 per cent. on 9/10ths of the proceeds from sales of occupancy rights per Govt. of India Nos. 53 and 58-A. I., dated respectively 20th June and 1st August 1889, communicated in Government Resolution No. 1209, dated 10th July, and No. 1913, dated 7th November 1889 to end of 1920-21 and thereafter at the average rate communicated by Local Government, vide Govt. Order, P. W. D. No. W.I. 11143, dated 20th July 1921 ..	12,627	2,626	15,253	2. Main Canals and Branches ..			
				3. Distributaries..			
				4. Drainage and Protective Works.			
Total ..	5,16,320	43,255	5,59,575	Total ..	2,15,450	42,771	2,58,221
				III.—COMPENSATION
				IV.—ESTABLISHMENT.			
				1 and 2. Direction and Accounts	49,566	9,913	59,479
				3. Executive ..			
Total ..	5,16,320	43,255	5,59,575	V.—TOOLS AND PLANT ..	2,432	263	2,695
Total Receipts ..	5,28,075	47,416	5,75,491	Pensionary charges ..	1,428	1,388	2,816
Carried over ..	5,28,075	47,416	5,75,491	Carried over ..	2,98,966	58,328	3,57,294

INDUS CANALS LEFT BANK.

CANAL PROJECT.

No. 3.—Revenue Account for, and to end of, 1927-28.

Receipts.	TOTAL.			Charges.	TOTAL.		
	Previous.	1927-28.	Total.		Previous.	1927-28.	Total.
	Rs.	Rs.	Rs.		Rs.	Rs.	Rs.
Brought forward..	5,28,075	47,416	5,75,491	Brought forward..	2,98,966	58,328	3,57,294
<i>Note.</i> —Loss to the canal on account of difference between assessment of water-rates on jaghir lands and assessment at the ordinary rates in force for Government lands noted here per Government of India Letter No. 233-I., dated 14th June 1883, communicated under Government Resolution No. 400, dated 11th August 1883.				Profit and Loss—
				VI.—REFUNDS OF REVENUE.			
				Suspense Account,
				Deduct—Receipts on Revenue Account.	39	18	57
				Total ..	2,98,927	58,310	3,57,237
				Share of collection charges in the Civil Department.	30,836	2,667	33,503
				Total, Direct Charges ..	3,29,763	60,977	3,90,740
				Indirect charges debitable to Revenue Account as per Account No. 5 ..	7,967	468	8,435
				Total, Charges ..	3,37,730	61,445	3,99,175
				Balance Net Revenue ..	1,90,345	—14,029	1,76,316
To end of 1926-27. Rs. 3,097 Loss for 1927-28. 140 Total .. 3,237				GRAND TOTAL ..	5,28,075	47,416	5,75,491
GRAND TOTAL ..	5,28,075	47,416	5,75,491	GRAND TOTAL ..	5,28,075	47,416	5,75,491

N.B.—Construction estimate closed during 1921-22 *vide* G. R. No. 1606, dated 20th July 1923.

INDUS CANALS LEFT BANK.

CANAL PROJECT.

No. 4.—Interest Account for, and to end of, 1927-28.

	Amount. Rs.		Amount. Rs.
Total interest charges to end of 1926-27	47,306	Net Revenue realized to end of 1926-27 as per No. 3 ..	1,90,345
Interest charges for the year 1927-28	9,667	Net Revenue realized during 1927-28 as per No. 3 ..	-14,029
	Rs.		
On Rs. 2,08,774 outlay to end of the year 1916-17 at the average rate 3.3252 per cent. ..	6,942	Total Net Revenue realized to end of the year as per No. 3 ..	1,76,316
On subsequent outlay Rs. 49,644 at the flat rate 5.49 per cent. ..	2,725	Balance net interest charges ..	-1,19,343
Total ..	56,973	Total ..	56,973

No. 5.—Account of Indirect Charges for, and to end of, 1927-28.

Particulars.	Previous.	1927-28.	Total.	Particulars.	Previous.	1927-28.	Total.
	Rs.	Rs.	Rs.		Rs.	Rs.	Rs.
CAPITAL ACCOUNT.				REVENUE ACCOUNT.			
1. Capitalized abatement of Land Revenue	1. Capitalized abatement of Land Revenue
2. Leave and Pension Allowances ..	5,960	..	5,960	2. Leave and Pension Allowances ..	5,511	..	5,511
3. Audit and Accounts Establishment ..	9	55	64	3. Audit and Accounts Establishment ..	2,456	468	2,924
Total ..	5,969	55	6,024	Total ..	7,967	468	8,435

INDUS CANALS LEFT BANK.

CANAL PROJECT.

No. 6.—Statement comparing Capital Cost to end of 1927-28 with sanctioned Estimates.

Particulars.	Charges against closed sanctions.			Current sanctions.			Total charges to date against old and current sanctions.
	Expenditure against construction estimate.	Expenditure against open capital sanctions.	Total.	Charges to date.	Amount of sanctioned estimate.	Unspent balance of estimate.	
1	2	3	4	5	6	7	8
	Rs.	Rs.	Rs.	Rs.	Rs.	Rs.	Rs.
DIRECT CHARGES.							
Works ..	2,09,896	6,453	2,16,349	2,16,349
Establishment ..	42,557	1,844	44,401	44,401
Tools and Plant ..	525	328	853	853
Pensionary charges	259	259	259
Total ..	2,52,978	8,884	2,61,862	2,61,862
<i>Less—Receipts on Capital Account ..</i>	<i>..</i>	<i>..</i>	<i>..</i>	<i>..</i>	<i>..</i>	<i>..</i>	<i>..</i>
Net Total ..	2,52,978	8,884	2,61,862	2,61,862
INDIRECT CHARGES.							
Capitalized abatement of Land Revenue
Leave and Pension Allowances ..	5,960	..	5,960	5,960
Audit and Accounts	64	64	64
Total ..	5,960	64	6,024	6,024
GRAND TOTAL ..	2,58,938	8,948	2,67,886	2,67,886

SIND CANALS AND BRANCHES.

CANAL PROJECT.

No. 3.—Revenue Account for, and to end of, 1927-28.

Receipts.	TOTAL.			Charges.	TOTAL.		
	Previous.	1927-28.	Total.		Previous.	1927-28.	Total.
	Rs.	Rs.	Rs.		Rs.	Rs.	Rs.
I.—DIRECT RECEIPTS.				I.—EXTENSIONS AND IMPROVEMENTS.			
1. Water-rates from Irrigation..	15,414	2,525	17,939				
5. Plantations ..	34	..	34	1. Head Works..			
6. Other canal produce ..	3,200	765	3,965	2. Main Canals and Branches ..			
9. Rents of buildings ..	52	1	53	3. Distributaries.	10,729	599	11,328
10. Fines ..	3,163	640	3,803	4. Drainage and Protective Works.			
11. Miscellaneous receipts ..	5,379	1,866	7,245	Total ..	10,729	599	11,328
Total ..	27,242	5,797	33,039				
II.—INDIRECT RECEIPTS.				II.—MAINTENANCE AND REPAIRS.			
Irrigation share of Land Revenue collected in the Civil Department.	12,90,302	1,80,878	14,71,180	1. Head Works..			
4 per cent. on 9/10ths of the proceeds from sales of occupancy rights per Govt. of India Nos. 53 and 58-A. I., dated respectively 20th June and 1st August 1889, communicated in Government Resolutions No. 1209, dated 10th July, and No. 1913, dated 7th November 1889 to end of 1920-21 and thereafter at the average rate communicated by Local Government <i>vide</i> Government Order P. W. D. No. W. I. 11143, dated 20th July 1921 ..	45,104	9,165	54,269	2. Main Canals and Branches ..			
Total ..	13,35,406	1,90,043	15,25,449	3. Distributaries.	3,14,842	70,055	3,84,897
Total Receipts ..	13,62,648	1,95,840	15,58,488	4. Drainage and Protective Works.			
Carried over ..	13,62,648	1,95,840	15,58,488	Total ..	3,14,842	70,055	3,84,897
				III.—COMPENSATION.
				IV.—ESTABLISHMENT.			
				1 and 2. Direction and Accounts.			
				3. Executive ..	65,239	14,977	80,266
				V.—TOOLS AND PLANT ..	3,376	398	3,774
				Pensionary charges ..	1,972	2,097	4,069
				Carried over ..	3,96,208	88,126	4,84,334

SIND CANALS AND BRANCHES.

CANAL PROJECT.

No. 3.—Revenue Account for, and to end of, 1927-28.

Receipts.	TOTAL.			Charges.	TOTAL.		
	Previous.	1927-28.	Total.		Previous.	1927-28.	Total.
	Rs.	Rs.	Rs.		Rs.	Rs.	Rs.
Brought forward ..	13,62,648	1,9,5840	15,58,488	Brought forward..	3,96,208	88,126	4,84,334
<p><i>Note.</i>—Loss to the canal on account of difference between assessment of water-rates on jaghir lands and assessment at the ordinary rates in force for Government lands noted here per Government of India Letter No. 233-I., dated 14th June 1883, communicated under Government Resolution No. 400, dated 11th August 1883.</p>				VI.—REFUNDS OF REVENUE.
				Suspense Account.
				<i>Deduct</i> —receipts on revenue account ..	10	40	50
				Total ..	3,96,198	88,086	4,84,284
				Share of Collection Charges in the Civil Department.	78,528	11,043	89,571
				Total Direct Charges ..	4,74,726	99,129	5,73,855
				Indirect Charges debitable to Revenue Account as per Account No. 5 ..	10,423	707	11,130
				Total Charges ..	4,85,149	99,836	5,84,985
				Balance Revenue Net ..	8,77,499	96,004	9,73,503
				GRAND TOTAL ..	13,62,648	1,95,840	15,58,488
To end of 1926-27.	Rs. 33,316						
Loss for 1927-28.	8,156						
Total ..	41,472						

N.B — Last Capital Account detailed in the Administrative Accounts for 1926-27.

Construction Estimate closed during 1921-22 vide G. R. No. 1606, dated 20th July 1923.

PUBLIC WORKS DEPARTMENT, IRRIGATION BRANCH.

SIND CANALS AND BRANCHES.

CANAL PROJECT.

No. 4.—Interest Account for, and to end of, 1927-28.

	Amount. Rs.		Amount. Rs.
Total interest charges to end of 1926-1927	1,48,987	Net Revenue realized to end of 1926-1927 as per No. 3 ..	8,77,499
Interest charges for the year 1927-1928	29,721	Net Revenue realized during 1927-1928 as per No. 3 ..	96,004
On Rs. 7,17,153 outlay to end of the year 1916-17 at the average rate 3.3252 per cent. ..	Rs. 23,847	Total Net Revenue realized to end of the year as per No. 3 ..	9,73,503
On subsequent outlay Rs. 1,06,988 at the flat rate 5.49 per cent. ..	5,874	Balance net interest charges ..	-7,94,795
Total ..	1,78,708	Total ..	1,78,708

No. 5.—Account of Indirect Charges for, and to end of, 1927-28.

Particulars.	Previous.	1927-28.	Total.	Particulars.	Previous.	1927-28.	Total.
CAPITAL ACCOUNT.	Rs.	Rs.	Rs.	REVENUE ACCOUNT.	Rs.	Rs.	Rs.
1. Capitalized abatement of Land Revenue	1. Capitalized abatement of Land Revenue
2. Leave and Pension Allowances	2. Leave and Pension Allowances ..	7,168	..	7,168
3. Audit and Accounts Establishment	3. Audit and Accounts Establishment ..	3,255	707	3,962
Total	Total ..	10,423	707	11,130

RAJIB, CHITI AND GARANG CANALS.

CANAL PROJECT.

No. 2.—Detailed Account of Capital Expenditure for, and to end of, 1927-28.

Heads of Account.	Direct Charges.			Cost of Construction as now estimated (Construction estimate closed during 1921-22).	Expenditure against closed estimates.
	Previous.	1927-28.	Total.		
1	2	3	4	5	6
I.—WORKS.	Rs.	Rs.	Rs.	Rs.	Rs.
(2) MAIN CANALS AND BRANCHES.					
K. Buildings	4,775	..	4,775	4,775	4,775
L. Earth-work	13,953	..	13,953	13,953	13,953
Total, Main Canals and Branches ..	18,728	..	18,728	18,728	18,728
Unclassified outlay ..	2,33,447	..	2,33,447	2,33,447	2,33,447
Total I.—Works ..	2,52,175	..	2,52,175	2,52,175	2,52,175
II.—ESTABLISHMENT.					
1 and 2. Direction and Accounts ..	29,999	..	29,999	29,999	29,999
3. Executive					
4. Medical					
5. Special Survey					
Total Establishment ..	29,999	..	29,999	29,999	29,999
III.—TOOLS AND PLANT ..	27	..	27	27	27
IV.—Suspense Account					
Pensionary charges	5	..	5	5	5
Grand Total ..	2,82,206	..	2,82,206	2,82,206	2,82,206
V.—Less—Receipts on Capital Account.
Net Outlay ..	2,82,206	..	2,82,206	2,82,206	2,82,206

PUBLIC WORKS DEPARTMENT, IRRIGATION BRANCH.

RAJIB, CHITI AND GARANG CANALS.

CANAL PROJECT.

No. 2.—Detailed Account of Capital Expenditure for, and to end of, 1927-28.

Heads of Account.	Direct Charges.			Cost of Construction as now estimated (Construction estimate closed during 1921-22).	Expenditure against closed estimates.
	Previous.	1927-28.	Total.		
1	2	3	4	5	6
	Rs.	Rs.	Rs.	Rs.	Rs.
<i>Apportionment.</i>					
Chargeable to 15—Other Revenue Expenditure, etc.	2,59,516	..	2,59,516	2,59,516	2,59,516
Chargeable to 55—Construction of Irrigation Works.	22,690	..	22,690	22,690	22,690
Total ..	2,82,206	..	2,82,206	2,82,206	2,82,206

RAJIB, CHITI AND GARANG CANALS.

CANAL PROJECT.

No. 3.—Revenue Account for, and to end of, 1927-28.

Receipts.	TOTAL.			Charges.	TOTAL.		
	Previous.	1927-28.	Total.		Previous.	1927-28.	Total.
	Rs.	Rs.	Rs.		Rs.	Rs.	Rs.
I.—DIRECT RECEIPTS.				I.—EXTENSIONS AND IMPROVEMENTS.
1. Water-rates from Irrigation ..	3,860	658	4,518	2. Main Canals and Branches	6,808	6,808
6. Other canal produce ..	592	34	626	II.—MAINTENANCE AND REPAIRS.			
10. Fines ..	574	301	875	1. Head Works ..			
11. Miscellaneous receipts ..	510	134	644	2. Main Canals and Branches ..			
12. Deduct—refunds	6	..	6	3. Distributaries ..			
Total ..	5,530	1,127	6,657	4. Drainage and Protective Works. }			
II.—INDIRECT RECEIPTS.				Total ..	72,135	19,039	91,174
Irrigation share of Land Revenue collected in the Civil Department.	4,34,879	58,394	4,93,273	IV.—ESTABLISHMENT.			
4 per cent. on 9/10ths of the proceeds from sales of occupancy rights per Govt. of India Nos. 53 & 58-A.L., dated respectively 20th June and 1st August 1889, communicated in Government Resolutions No. 1209, dated 10th July, and No. 1913, dated 7th November 1889 to end of 1920-21 and thereafter at the average rate communicated by Local Government <i>vide</i> Government Order, P. W. D., No. W. I. 11143, dated 20th July 1921.	10,030	2,018	12,098	1. and 2. Direction and Accounts }	14,411	5,479	19,890
Total ..	4,44,959	60,412	5,05,371	3. Executive .. }			
Total, Receipts ..	4,50,489	61,539	5,12,028	V.—TOOLS AND PLANT ..	777	145	922
Carried over ..	4,50,489	61,539	5,12,028	Pensionary charges	521	77	1,288
				Carried over ..	87,844	32,238	1,20,082

PUBLIC WORKS DEPARTMENT, IRRIGATION BRANCH.

RAJIB, CHITI AND GARANG CANALS.

CANAL PROJECT.

No. 3.—Revenue Account for, and to end of, 1927-28.

Receipts.	TOTAL.			Charges.	TOTAL.		
	Previous.	1927-28.	Total.		Previous.	1927-28.	Total.
	Rs.	Rs.	Rs.		Rs.	Rs.	Rs.
Brought forward ..	4,50,489	61,539	5,12,028	Brought forward..	87,844	32,238	1,20,032
<i>Note.</i> —Loss to the canal on account of difference between assessment of water-rates on jaghir lands and assessment at the ordinary rates in force for Government lands noted here per Government of India Letter No. 233-I., dated 14th June 1883, communicated under Government Resolution No. 400, dated 11th August 1883.				VI.—REFUNDS OF REVENUE..
				Total ..	87,844	32,238	1,20,082
				Share of Collection Charges in the Civil Department.	26,335	3,561	29,896
				Total, Direct Charges ..	1,14,179	35,799	1,49,978
				Indirect charges debitable to Revenue Account as per Account No.5.	2,220	258	2,478
				Total, Charges ..	1,16,399	36,057	1,52,456
				Balance Net Revenue ..	3,34,090	25,482	3,59,572
To end of 1926-27 ..	Rs. 6,716			GRAND TOTAL ..	4,50,489	61,539	5,12,028
Loss for 1927-28 ..	1,709						
Total ..	8,425						
GRAND TOTAL ..	4,50,489	61,539	5,12,028				

N.B.—Construction Estimate closed during 1921-22 *vide* (G. R. No. 1606, dated 20th July 1923).

RAJIB, CHITI AND GARANG CANALS.

CANAL PROJECT.

No. 4.—Interest Account for, and to end of, 1927-28.

	Amount. Rs.		Amount. Rs.
Total interest charges to end of 1926-27	48,171	Net Revenue realized to end of 1926-27 as per No. 3	3,34,090
Interest charges for the year 1927-28	10,065	Net Revenue realized during 1927-28 as per No. 3	25,482
On Rs. 2,50,772 outlay to end of the year 1916-17 at the average rate 3·3252 per cent..	Rs. 8,339	Total Net Revenue realized to end of the year as per No. 3	3,59,572
On subsequent outlay Rs. 31,434 at the flat rate 5·49 per cent. .	1,726	Balance net interest charges	—3,01,336
Total ..	58,236	Total ..	58,236

No. 5.—Account of Indirect Charges for, and to end of, year 1927-28.

Particulars.	Previous.	1927-28.	Total.	Particulars.	Previous.	1927-28.	Total.
	Rs.	Rs.	Rs.		Rs.	Rs.	Rs.
CAPITAL ACCOUNT.				REVENUE ACCOUNT.			
1. Capitalized abatement of Land Revenue ..	240	..	240	1. Capitalized abatement of Land Revenue
2. Leave and Pension Allowances ..	4,191	..	4,191	2. Leave and Pension Allowances ..	1,498	..	1,498
3. Audit and Accounts Establishment ..	187	..	187	3. Audit and Accounts Establishment ..	722	258	980
Total ..	4,618	..	4,618	Total ..	2,220	258	2,478

RAJIB, CHITI AND GARANG CANALS.

CANAL PROJECT.

No. 6.—Statement comparing Capital Cost to end of 1927-28 with sanctioned Estimates.

Particulars.	Charges against closed sanctions.			Current sanctions.			Total charges to date against old and current sanctions
	Expenditure against construction estimate.	Expenditure against open Capital sanctions.	Total.	Charges to date.	Amount of sanctioned Estimate.	Unspent balance of Estimate.	
1	2	3	4	5	6	7	8
	Rs.	Rs.	Rs.	Rs.	Rs.	Rs.	Rs.
DIRECT CHARGES.							
Works ..	2,33,447	18,728	2,52,175	2,52,175
Establishment ..	26,239	3,760	29,999	29,999
Tools and Plant ..	—170	197	27	27
Suspense Accounts
Pensionary charges	5	5	5
Total ..	2,59,516	22,690	2,82,206	2,82,206
<i>Less—Receipts on Capital Account</i>
Net Total ..	2,59,516	22,690	2,82,206	2,82,206
INDIRECT CHARGES.							
Capitalized abatement of Land Revenue	240	240	240
Leave and Pension Allowances ..	3,670	521	4,191	4,191
Audit and Accounts	187	187	187
Total ..	3,670	948	4,618	4,618
GRAND TOTAL ..	2,63,186	23,638	2,86,824	2,86,824

CANALS IN ROHRI.

CANAL PROJECT.

No. 2.—Capital Account for, and to end of, 1927-28.

Heads of Account.	Direct Charges.			Cost of Construction as now estimated (Construction estimate closed during 1921-22).	Expenditure against closed estimates.
	Previous.	1927-28.	Total.		
1	2	3	4	5	6
I.—WORKS.	Rs.	Rs.	Rs.	Rs.	Rs.
(2) MAIN CANALS AND BRANCHES.					
K. Buildings	14,743	..	14,743	14,743	14,743
L. Earth-work	7,837	..	7,837	7,837	7,837
Total, Main Canals and Branches ..	22,580	..	22,580	22,580	22,580
Cost of circuit house at Sukkur	*—19,234	—19,234	—19,234	—19,234
Unclassified outlay ..	1,47,284	..	1,47,284	1,47,284	1,47,284
Total, I.—Works ..	1,69,864	—19,234	1,50,630	1,50,630	1,50,630
II.—ESTABLISHMENT.					
1 and 2. Direction and Accounts ..	23,459	—4,067	19,392	19,392	19,392
3. Executive					
Total, Establishment ..	23,459	—4,067	19,392	19,392	19,392
III.—TOOLS AND PLANT ..	348	—108	240	240	240
IV.—Suspense Accounts
Pensionary charges	—569	—569	—569	—569
Grand Total ..	1,93,671	—23,978	1,69,693	1,69,693	1,69,693
V.—Less—Receipts on Capital Account
Net Outlay ..	1,93,671	—23,978	1,69,693	1,69,693	1,69,693

* Note.—The market value of the Building at Sukkur, viz., Rs. 19,234 credited to the capital account by a corresponding debit to "41, Civil Works—Provincial" vide G. R. No. P.W.D.8213 dated 8th March 1928.

PUBLIC WORKS DEPARTMENT, IRRIGATION BRANCH.

CANALS IN ROHRI.

CANAL PROJECT.

No. 2.—Capital Account for, and to end of, 1927-28.

Heads of Account.	Direct Charges.			Cost of Construction as now estimated (Construction estimate closed during 1921-22).	Expenditure against closed estimates.
	Previous.	1927-28.	Total.		
1	2	3	4	5	6
	Rs.	Rs.	Rs.	Rs.	Rs.
<i>Apportionment.</i>					
Chargeable to 15—Other Revenue Expenditure.	1,66,383	..	1,66,383	} 1,69,693	1,69,693
Chargeable to 55—Construction of Irrigation Works.	27,288	—23,978	3,310		
Total ..	1,93,671	—23,978	1,69,693	1,69,693	1,69,693

CANALS IN ROHRI.

CANAL PROJECT.

No. 3.—Revenue Account for, and to end of, 1927-28.

Receipts.	TOTAL			Charges.	TOTAL.		
	Previous.	1927-28.	Total.		Previous.	1927-28.	Total.
	Rs.	Rs.	Rs.		Rs.	Rs.	Rs.
I.—DIRECT RECEIPTS.				I.—EXTENSIONS AND IMPROVEMENTS.			
1. Water-rates from Irrigation ..	9,752	3,074	12,826	1. Head Works..	4,045	6	4,051
3. Sales of water.	300	4	304	2. Main Canals and Branches ..			
5. Plantations ..	38	..	38	3. Distributaries.			
6. Other Canal produce ..	4,483	834	5,317	4. Drainage and Protective Works.			
9. Rents of buildings ..	492	596	1,088	Total ..	4,045	6	4,051
10. Fines ..	3,051	526	3,577				
11. Miscellaneous receipts ..	4,507	451	4,958				
12. Deduct—Refunds.	1,235	..	1,235				
Total ..	21,388	5,485	26,873	II.—MAINTENANCE AND REPAIRS.			
II.—INDIRECT RECEIPTS.				1. Head Works ..	4,78,053	74,578	5,52,631
Irrigation share of Land Revenue collected in the Civil Department.	7,31,367	1,06,223	8,37,590	2. Main Canals and Branches ..			
4 per cent. on 9/10ths of the proceeds from sales of occupancy rights per Government of India Nos. 53 and 58-A.I., dated respectively 20th June and 1st August 1889, communicated in Government Resolutions No. 1209, dated 10th July, and No. 1913, dated 7th November 1889 to end of 1920-21 and thereafter at the average rate communicated by Local Govt. vide Govt. Order, P. W. D., No. W. I./1143, dated 20th July 1921 ..	23,394	4,705	28,099	3. Distributaries.			
				4. Drainage and Protective Works.			
Total ..	7,54,761	1,10,928	8,65,689	Total ..	4,78,053	74,578	5,52,631
				IV.—ESTABLISHMENT.			
				1 and 2. Direction and Accounts.	97,875	15,800	1,13,679
				3. Executive ..			
				V.—TOOLS AND PLANT ..	9,288	432	9,720
Total, Receipts ..	7,76,149	1,16,413	8,92,562	Pensionary charges	2,424	2,212	4,636
Carried over ..	7,76,149	1,16,413	8,92,562	Carried over ..	5,91,689	93,028	6,84,717

CANALS IN ROHRI.

CANAL PROJECT.

No. 3.—Revenue Account for, and to end of, 1927-28.

Receipts.	TOTAL.			Charges.	TOTAL.		
	Previous.	1927-28.	Total.		Previous.	1927-28.	Total.
	Rs.	Rs.	Rs.		Rs.	Rs.	Rs.
Brought over..	7,76,149	1,16,413	8,92,562	Brought over ..	5,91,689	93,028	6,84,717
<i>Note.</i> —Loss to the canal on account of difference between assessment of water-rates on jaghir lands and assessment at the ordinary rates in force for Government lands noted here per Government of India, letter No. 233-I., dated 14th June 1883, communicated under Government Resolution No. 400, dated 11th August 1883.				VI.—REFUNDS OF REVENUE.			
				<i>Deduct</i> —Receipts on Revenue Account.	4,680	..	4,680
				Total ..	5,87,009	93,028	6,80,037
				Share of Collection charges in the Civil Department.	44,593	6,578	51,171
				Total, Direct Charges ..	6,31,602	99,606	7,31,208
				Indirect charges debitable to Revenue Account as per Account No. 5 ..	16,126	746	16,872
				Total Charges ..	6,47,728	1,00,352	7,48,080
				Balance Net Revenue ..	1,28,421	16,061	1,44,482
				GRAND TOTAL ..	7,76,149	1,16,413	8,92,562
	To end of 1926-27.. 1,23,051 Loss for 1927-28 .. 23,650 Total.. 1,46,701						

Construction Estimate closed during 1921-22—vide G.R. No. 1666, dated 19th July 1923.

CANALS IN ROHRI.

CANAL PROJECT.

No. 4.—Interest Account for, and to end of, 1927-28.

	Amount. Rs.		Amount. Rs.
Total interest charges to end of 1926-27	38,958	Net Revenue realized to end of 1926-27 as per No. 3.. ..	1,28,421
Interest charges for the year 1927-28	7,438	Net Revenue realized during 1927-28 as per No. 3	16,061
In Rs. 1,17,144 outlay to end of the year 1916-17 at the average rate 3.3252 per cent. ..	3,895	Total, Net Revenue realized to end of the year as per No. 3	1,44,482
In subsequent outlay Rs. 64,538 at the flat rate 5.49 per cent. ..	3,543	Balance net interest charges ..	—98,086
Total ..	46,396	Total ..	46,396

No. 5.—Account of Indirect Charges for, and to end of, 1927-28.

Particulars.	Previous.	1927-28.	Total.	Particulars.	Previous.	1927-28.	Total.
	Rs.	Rs.	Rs.		Rs.	Rs.	Rs.
CAPITAL ACCOUNT.				REVENUE ACCOUNT.			
1. Capitalized abatement of Land Revenue	1. Capitalized abatement of Land Revenue ..	26	..	26
2. Leave and Pension Allowances ..	3,283	..	3,283	2. Leave and Pension Allowances ..	11,279	..	11,279
3. Audit and Accounts Establishment ..	226	—192	34	3. Audit and Accounts Establishment ..	4,821	746	5,567
Total ..	3,509	—192	3,317	Total ..	16,126	746	16,872

CANALS IN ROHRI.

CANAL PROJECT.

No. 6.—Statement comparing Capital Cost to end of 1927-28 with sanctioned Estimates.

Particulars.	Charges against closed sanctions.			Current sanctions.			Total charges to date against old and current sanctions
	Expenditure against construction estimate.	Expenditure against open capital sanctions.	Total.	Charges to date.	Amount of sanctioned estimate.	Unspent balance of estimate.	
1	2	3	4	5	6	7	8
	Rs.	Rs.	Rs.	Rs.	Rs.	Rs.	Rs.
DIRECT CHARGES.							
Works ..	1,47,284	3,346	1,50,630	1,50,630
Establishment ..	19,175	217	19,392	19,392
Tools and Plant ..	—76	316	240	240
Pensionary charges	—569	—569	—569
Total ..	1,66,383	3,310	1,69,693	1,69,693
Less—Receipts on Capital Account
Net Total ..	1,66,383	3,310	1,69,693	1,69,693
INDIRECT CHARGES.							
Leave and Pension Allowances ..	2,684	599	3,283	3,283
Audit and Accounts	34	34	34
Total ..	2,684	633	3,317	3,317
GRAND TOTAL ..	1,69,067	3,943	1,73,010	1,73,010

WESTERN NARA AND PRITCHARD CANALS.

CANAL PROJECT.

No. 2.—Capital Account for, and to end of, 1927-28.

Heads of Account.	Direct Charges.			Cost of Construction as now estimated (Construction estimate closed during 1921-22).	Expenditure against closed estimates.
	Previous.	1927-28.	Total.		
1	2	3	4	5	6
I. WORKS	Rs.	Rs.	Rs.	Rs.	Rs.
B. Land	1,216	1,216	1,216	1,216
D. Regulators	72,411	96,859	1,69,270	1,69,270	1,69,270
Total, Main Canals and Branches ..	72,411	98,075	1,70,486	1,70,486	1,70,486
Unclassified outlay	16,47,206	..	16,47,206	16,47,206	16,47,206
Total, I.—Works ..	17,19,617	98,075	18,17,692	18,17,692	18,17,692
II.—ESTABLISHMENT.					
1 and 2. Direction and Accounts ..	} 3,86,380	20,740	4,07,120	4,07,120	4,07,120
3. Executive					
4. Medical					
5. Special Survey					
Total Establishment ..	3,86,380	20,740	4,07,120	4,07,120	4,07,120
III.—TOOLS AND PLANT ..	13,071	552	13,623	13,623	13,623
Pensionary charges	2,132	2,904	5,036	5,036	5,036
Grand Total ..	21,21,200	1,22,271	22,43,471	22,43,471	22,43,471
V.—Less—Receipts on Capital Account.					
Net Outlay ..	21,21,200	1,22,271	22,43,471	22,43,471	22,43,471
<i>Apportionment.</i>					
Chargeable to 15—Other Revenue Ex.	20,30,970	..	20,30,970	20,30,970	20,30,970
Chargeable to 55—Construction of Irrigation Works—Provincial ..	90,230	1,22,271	2,12,501	2,12,501	2,12,501
Total ..	21,21,200	1,22,271	22,43,471	22,43,471	22,43,471

WESTERN NARA AND PRITCHARD CANALS.

No. 3.—Revenue Account for, and to end of, 1927-28.

Receipts.	TOTAL.			Charges.	TOTAL.		
	Previous.	1927-28.	Total.		Previous.	1927-28.	Total.
	Rs.	Rs.	Rs.		Rs.	Rs.	Rs.
I.—DIRECT RECEIPTS.							
1. Water-rates from Irrigation ..	23,937	6,983	30,920	I.—EXTENSIONS AND IMPROVEMENTS.			
3. Sales of water ..	325	49	374				
5. Plantations ..	4,030	730	4,760				
6. Other canal produce ..	6,013	1,780	7,793	2. Main Canals and Branches ..	4,520	577	5,097
9. Rents of buildings ..	346	846	1,192				
10. Fines ..	3,946	2,524	6,470	Total ..	4,520	577	5,097
11. Miscellaneous receipts ..	24,386	5,207	29,593				
12. Deduct—Refunds ..	1,101	65	1,166				
Total ..	61,882	18,054	79,936	II.—MAINTENANCE AND REPAIRS.			
II.—INDIRECT RECEIPTS.							
Irrigation share of Land Revenue collected in the Civil Department.	32,77,170	7,85,626	40,62,796	2. Main Canals and Branches ..	11,21,198	2,73,126	13,94,324
4 per cent. on 9/10ths of the proceeds from sales of occupancy rights per Government of India Nos. 53 and 58-A. I., dated respectively 20th June and 1st August 1889, communicated in Government Resolution No. 1209, dated 10th July, and No. 1913, dated 7th November 1889 to end of 1920-21 and thereafter at the average rate communicated by Local Government <i>vide</i> Government Order P.W.D. No. W.L. 11143, dated 20th July 1921 ..	49,863	12,464	62,327	Total ..	11,21,198	2,73,126	13,94,324
Total ..	33,27,033	7,98,090	41,25,123	IV.—ESTABLISHMENT.			
				1 and 2. Direction and Accounts. }	2,32,256	58,021	2,90,277
				3. Executive .. }			
				V.—TOOLS AND PLANT ..	9,821	1,540	11,361
Total, Receipts ..	33,88,915	8,16,144	42,05,059	Pensionary charges	8,546	8,123	16,669
Carried over ..	33,88,915	8,16,144	42,05,059	Carried over ..	13,76,341	3,41,387	17,17,728

ADMINISTRATIVE ACCOUNTS FOR THE YEAR 1927-28.

91

WESTERN NARA AND PRITCHARD CANALS.

No. 3.—Revenue Account for, and to end of, 1927-28.

Receipts.	TOTAL			Charges	TOTAL		
	Previous.	1927-28.	Total.		Previous.	1927-28.	Total.
Brought forward ..	Rs. 33,88,915	Rs. 8,16,144	Rs. 42,05,059	Brought forward..	Rs. 13,76,341	Rs. 3,41,387	Rs. 17,17,728
<i>Note.</i> —Loss to the canal account of difference between assessment of water-rates on jaghir lands and assessment at the ordinary rates in force for Government lands noted here per Government of India Letter No. 233-1., dated 14th June 1883, communicated under Government Resolution No. 400, dated 11th August 1883.				VI.—REFUNDS OF REVENUE.			
				<i>Deduct</i> —Receipts on Revenue Account.	1,624	68	1,692
				Total ..	13,74,717	3,41,319	17,16,036
				Share of collection charges in the Civil Department.	1,98,280	47,708	2,45,988
				Total, Direct Charges ..	15,72,997	3,89,027	19,62,024
				Indirect charges debitable to Revenue Account as per Account No. 5 ..	35,225	2,737	37,962
				Total, Charges ..	16,08,222	3,91,764	19,99,986
				Balance Net Revenue ..	17,80,692	4,24,380	22,05,073
				GRAND TOTAL ..	33,88,915	8,16,144	42,05,059
	To end of Rs. 1926-27. 1,40,735 Loss for 1927-28. 28,708 Total. 1,69,443						

N.B.—Last Capital Account detailed in the Administrative Accounts for 1923-24. Construction Estimate closed during 1921-22. G. R. No. 1606, dated 30th November 1923.

WESTERN NARA AND PRITCHARD CANALS.

No. 4.—Interest Account for, and to end of, 1926-27.

	Amount.		Amount.
	Rs.		Rs.
Total interest charges to end of 1926-27	2,80,767	Net Revenue realized to end of 1926-27 as per No. 3 ..	17,80,693
Interest charges for the year 1927-28	77,674	Net Revenue realized during 1927-28 as per No. 3	4,24,380
On Rs. 19,46,406 outlay to end of the year 1916-17 at the average rate 3.3252 per cent. ..	64,722	Total Net Revenue realized to end of the year as per No. 3	22,05,073
On subsequent outlay Rs. 2,35,929 at the flat rate 5.49 per cent. ..	12,952	Balance net interest charges ..	-18,46,632
Total ..	3,58,441	Total ..	3,58,441

No. 5.—Account of Indirect Charges for, and to end of, 1927-28.

Particulars.	Previous.	1927-28.	Total.	Particulars.	Previous.	1927-28.	Total.
	Rs.	Rs.	Rs.		Rs.	Rs.	Rs.
CAPITAL ACCOUNT.				REVENUE ACCOUNT.			
2. Leave and Pension Allowances ..	51,958	..	51,958	2. Leave and Pension Allowances ..	23,969	..	23,969
3. Audit and Accounts Establishment ..	724	981	1,705	3. Audit and Accounts Establishment ..	11,256	2,737	13,993
Total ..	52,682	981	53,663	Total ..	35,225	2,737	37,962

WESTERN NARA AND PRITCHARD CANALS.

CANAL PROJECT.

No. 5.—Statement comparing Capital Cost to end of 1927-28 with sanctioned estimates.

Particulars.	Charges against closed sanctions.			Current sanctions.			Total charges to date against old and current sanctions.
	Expenditure against construction estimate.	Expenditure against open capital sanctions.	Total.	Charges to date.	Amount of sanctioned estimate.	Unspent balance of estimate.	
1	2	3	4	5	6	7	8
	Rs.	Rs.	Rs.	Rs.	Rs.	Rs.	Rs.
DIRECT CHARGES.							
Works	16,47,206	1,70,486	18,17,692	18,17,692
Establishment ..	3,71,150	35,970	4,07,120	4,07,120
Tools and Plant ..	12,614	1,009	13,623	13,623
Pensionary charges	5,036	5,036	5,036
Total ..	20,30,970	2,12,501	22,43,471	22,43,471
Less—Receipts on Capital Account
Net Total ..	20,30,970	2,12,501	22,43,471	22,43,471
INDIRECT CHARGES.							
Capitalized abatement of Land Revenue
Leave and Pension Allowances ..	51,958	..	51,958	51,958
Audit and Accounts establishment	1,705	1,705	1,705
Total ..	51,958	1,705	53,663	53,663
GRAND TOTAL ..	20,82,928	2,14,206	22,97,134	22,97,134

PHITTA CANAL

CANAL PROJECT.

No. 3.—Revenue Account for, and to end of, 1927-28.

Receipts.	TOTAL.			Charges.	TOTAL.		
	Previous.	1927-28.	Total.		Previous.	1927-28.	Total.
	Rs.	Rs.	Rs.		Rs.	Rs.	Rs.
I.—DIRECT RECEIPTS.				I.—EXTENSIONS AND IMPROVEMENTS			
1. Water-rates from Irrigation.	348	..	348				
6. Other canal produce ..	91	161	252				
11. Miscellaneous receipts ..	753	200	953				
12. Deduct—Refunds	206	..	206				
Total ..	986	361	1,347	Total
II.—INDIRECT RECEIPTS.				II.—MAINTENANCE AND REPAIRS.			
Irrigation share of Land Revenue collected in the Civil Department.	45,865	11,247	57,112	2. Main Canals and Branches ..	12,975	3,689	16,664
4 per cent. on 9/10ths of the proceeds from sales of occupancy rights per Govt. of India Nos. 53 and 58-A.I., dated respectively 20th June and 1st August 1889, communicated in Government Resolution No. 1209, dated 10th July, and No. 1913, dated 7th November 1889 to end of 1920-21 and thereafter at the average rate communicated by Local Government <i>vide</i> Government Order, P. W. D. No. W.I.11143, dated 20th July 1921 ..	2,012	503	2,515	Total ..	12,975	3,689	16,664
Total ..	47,877	11,750	59,627	IV.—ESTABLISHMENT.			
Total, Receipts ..	48,863	12,111	60,974	1 and 2. Direction and Accounts, } 3. Executive .. }	2,682	782	3,464
Carried over ..	48,863	12,111	60,974	V.—TOOLS AND PLANT ..	115	21	136
				Pensionary charges.	79	109	188
				Carried over ..	15,851	4,601	20,452

PHITTA CANAL.

CANAL PROJECT.

No. 3.—Revenue Account for, and to end of, 1927-28.

Receipts.	TOTAL.			Charges.	TOTAL.		
	Previous.	1927-28.	Total.		Previous.	1927-28.	Total.
	Rs.	Rs.	Rs.		Rs.	Rs.	Rs.
Brought forward..	.48,863	12,111	60,974	Brought forward ..	15,851	4,601	20,452
<i>Note.</i> —Loss to the canal on account of difference between assessment of water-rates on jaghir lands and assessment at the ordinary rates in force for Government lands noted here per Government of India Letter No. 233-I., dated 14th June 1883, communicated under Government Resolution No. 400, dated 11th August 1883.				VI.—REFUNDS OF REVENUE.			
				Suspense account.			
				<i>Deduct</i> —receipts on revenue account.	20	..	20
				Total ..	15,831	4,601	20,432
				Share of collection charges in the Civil Department.	2,775	675	3,450
				Total, Direct Charges ..	18,606	5,276	23,882
				Indirect charges debitable to Revenue Account as per Account No. 5 ..	427	37	464
				Total Charges ..	19,033	5,313	24,346
				Balance Net Revenue ..	29,830	6,798	36,628
				GRAND TOTAL ..	48,863	12,111	60,974
To end of 1926-27 ..	Rs. 4,180						
Loss for 1927-28 ..	992						
Total ..	5,172						

N.B.—Last Capital Account detailed in the Administrative Accounts for 1923-24.

Construction Estimate closed during 1921-22. G. R. No. 1606, dated 30th November 1923.

PHITTA CANAL.

CANAL PROJECT.

No. 4.—Interest Account for, and to end of, 1927-28.

	Amount. Rs.		Amount. Rs.
Total Interest charges to end of 1926-27	3,500	Net Revenue realized to end of 1926-27 as per No. 3	29,830
Interest charges for the year 1927-28	873	Net Revenue realized during 1927-28 as per No. 3	6,798
On Rs. 24,557 outlay to end of the year 1916-17 at the average rate 3.3252 per cent.	817	Total Net Revenue realized to end of the year as per No. 3..	36,628
On subsequent outlay Rs. 1,013 at the flat rate 5.49 per cent.	56	Balance net interest charges	—32,255
Total	4,373	Total	4,373

No. 5.—Account of Indirect Charges for, and to end of, 1927-28.

* Particulars.	Previous.	1927-28.	Total.	Particulars.	Previous.	1927-28.	Total.
	Rs.	Rs.	Rs.		Rs.	Rs.	Rs.
CAPITAL ACCOUNT.		Nil.		REVENUE ACCOUNT.			
				2. Leave and Pension Allowances	296	..	296
				3. Audit and Accounts Establishment	131	37	168
Total	Total	427	37	464

GHARO MAHAMUDO.

CANAL PROJECT.

No. 3.—Revenue Account for, and to end of, 1927-28.

Receipts.	TOTAL.			Charges.	TOTAL.		
	Previous.	1927-28.	Total.		Previous.	1927-28.	Total.
	Rs.	Rs.	Rs.		Rs.	Rs.	Rs.
I.—DIRECT RECEIPTS.				I—EXTENSIONS AND IMPROVEMENTS.			
Water - rates from Irrigation ..	20,863	7,118	27,981				
Plantations ..	86	23	109	2. Main Canals and Branches ..	11,922	216	12,138
Other canal produce ..	4,105	2,070	6,175				
Rents of buildings.	1,550	963	2,513				
0. Fines ..	1,204	691	1,895				
1. Miscellaneous receipts ..	1,115	204	1,319	Total ..	11,922	216	12,138
2. Deduct—Refunds	17	507	524				
Total ..	28,906	10,562	39,468	II—MAINTENANCE AND REPAIRS.			
II.—INDIRECT RECEIPTS.				2. Main Canals and Branches ..	1,84,164	50,342	2,34,506
Irrigation share of Land Revenue collected in the Civil Department.	6,18,541	1,51,316	7,69,857				
4 per cent. on 9/10ths of the proceeds from sales of occupancy rights per Govt. of India Nos. 53 and 58-A. I., dated respectively 20th June and 1st August 1889, communicated in Government Resolution No. 1209, dated 10th July and No. 1913, dated 7th November 1889 to end of 1920-21 at the average rate communicated by Local Government vide Government Order, P. W. D., No. W. I. 11143, dated 20th July 1921 ..	11,218	2,867	14,085	Total ..	1,84,164	50,342	2,34,506
Total ...	6,29,759	1,54,183	7,83,942	III—COMPENSATION
Total receipts ..	6,58,665	1,64,745	8,23,410	IV—ESTABLISHMENT.			
Carried over ..	6,58,665	1,64,745	8,23,410	1 and 2. Direction and Accounts ..	1,16,452	14,788	1,31,240
				3. Executive ..			
				V.—TOOLS AND PLANT ..	3,237	720	3,957
				Pensionary charges.	2,386	2,070	4,456
				Carried over ..	3,18,161	68,136	3,86,297

GHARO MAHAMUDO.

CANAL PROJECT.

No. 3.—Revenue Account for, and to end of, 1927-28.

Receipts.	TOTAL.			Charges.	TOTAL.		
	Previous.	1927-28.	Total.		Previous.	1927-28.	Total.
	Rs.	Rs.	Rs.		Rs.	Rs.	Rs.
Brought forward..	6,53,565	1,64,745	8,23,410	Brought forward..	3,18,161	68,136	3,86,297
<i>Note.</i> —Loss to the canal on account of difference between assessment of water-rates on jaghir lands and assessment at the ordinary rates in force for Government lands noted here per Government of India Letter No. 233-1, dated 14th June 1883, communicated under Government Resolution No. 400, dated 11th August 1883.				Profit and Loss—			
				VI.—REFUNDS OF REVENUE.			
				Suspense Account..	2,724	..	2,724
				Deduct—Receipts on revenue account..	472	5	477
				Total ..	3,20,413	68,131	3,88,544
				Share of collection charges in the Civil Department.	38,438	9,548	47,986
				Total, direct charges ..	3,58,851	77,679	4,36,530
				Indirect charges debitable to Revenue Account as per Account No. 5 ..	15,878	506	16,384
				Total, charges ..	3,74,729	78,185	4,52,914
				Balance Net Revenue ..	2,83,936	86,560	3,70,496
To end of 1926-27.. 1,67,359 Loss for 1927-28 .. 29,568 Total .. 1,96,927							
GRAND TOTAL ..	6,58,665	1,64,745	8,23,410	GRAND TOTAL ..	6,58,665	1,64,745	8,23,410

N.B.—Last Capital Account detailed in the Administrative Accounts for 1923-24.
 Construction Estimate closed during 1921-22, vide G. R. No. 1606, dated 30th November 1923.

KARI SHUMALI.

CANAL PROJECT.

No. 3.—Revenue Account for, and to end of, 1927-28.

Receipts.	TOTAL.			Charges.	TOTAL.		
	Previous.	1927-28.	Total.		Previous.	1927-28.	Total.
	Rs.	Rs.	Rs.		Rs.	Rs.	Rs.
I.—DIRECT RECEIPTS.				I.—EXTENSIONS AND IMPROVEMENTS.			
1. Water - rates from Irrigation ..	7,750	4,397	12,147	2. Main Canals and Branches ..	263	248	511
5. Plantations ..	46	9	55				
5. Other canal produce ..	2,371	1,145	3,516				
9. Rents of Buildings ..	63	18	81				
10. Fines ..	195	97	292				
11. Miscellaneous receipts ..	324	370	694	Total ..	263	248	511
12. Deduct—Refunds.	2	..	2				
Total ..	10,747	6,036	16,783	II.—MAINTENANCE AND REPAIRS.			
II.—INDIRECT RECEIPTS.				2. Main Canals and Branches ..	84,061	23,531	1,07,592
Irrigation share of Land Revenue collected in the Civil Department.	2,88,849	71,027	3,59,876				
4 per cent. on 9/10ths of the proceeds from sales of occupancy rights per Govt. of India Nos. 53 and 58-A. I., dated respectively 20th June and 1st August 1889, communicated in Government Resolution No. 1209, dated 10th July and No. 1913, dated 7th November 1889 to end of 1920-21 and thereafter at the average rate communicated by Local Government vide Government Order, P. W. D., No. W. I. J1143 dated 20th July 1921.	13,448	3,386	16,834	Total ..	84,061	23,531	1,07,592
Total ..	3,02,297	74,413	3,76,710	III.—COMPENSATION.
				IV.—ESTABLISHMENT.			
				1 and 2. Direction and Accounts ..	48,101	6,955	55,056
				3. Executive ..			
				V.—TOOLS AND PLANT	1,271	338	1,609
Total Receipts ..	3,13,044	80,449	3,93,493	Pensionary charges.	1,345	974	2,319
Carried over ..	3,13,044	80,449	3,93,493	Carried over ..	1,35,041	32,046	1,67,087

ADMINISTRATIVE ACCOUNTS FOR THE YEAR 1927-28.

101

KARI SHUMALI.

CANAL PROJECT.

No. 3.—Revenue Account for, and to end of, 1927-28.

Receipts.	TOTAL.			Charges.	TOTAL.		
	Previous.	1927-28.	Total.		Previous.	1927-28.	Total.
Brought forward ..	Rs. 3,13,044	Rs. 80,449	Rs. 3,93,493	Brought forward..	Rs. 1,35,041	Rs. 32,046	Rs. 1,67,087
<p>Note.—Loss to the canal on account of difference between assessment of water-rates on jaghir lands and assessment at the ordinary rates in force for Government lands noted here per Government of India Letter No. 233-L, dated 14th June 1883, communicated under Government Resolution No. 400, dated 11th August 1883.</p>				VI.—REFUNDS OF REVENUE.
				Deduct—Receipts on revenue account ..	8	..	8
				Total ..	1,35,033	32,046	1,67,079
				Share of collection charges in the Civil Department.	17,809	4,548	22,357
				Total, direct charges ..	1,52,842	36,594	1,89,436
				Indirect charges debitable to Revenue Account as per Account No. 5 ..	6,391	238	6,629
				Total, charges	1,59,233	36,832	1,96,065
				Balance Revenue Net ..	1,53,811	43,617	1,97,428
				GRAND TOTAL ..	3,13,044	80,449	3,93,493
	To end of 1926-27 ..	Rs. 50,651					
Loss for 1927-28 ..	11,274						
Total ..	61,925						
GRAND TOTAL ..	3,13,044	80,449	3,93,493	GRAND TOTAL ..	3,13,044	80,449	3,93,493

N. B.—Last Capital Account detailed in the Administrative Accounts for 1923-24. Construction Estimate closed during 1921-22, vide G. R. No. 1606, dated 30th November 1923.

KARI SHUMALI.

CANAL PROJECT.

No. 4.—Interest Account for, and to end of, 1927-28.

		Amount.			Amount.
		Rs.			Rs.
Total interest charges to end of 1926-27		2,496	Net revenue realized to end of 1926-27 as per No. 3 ..		1,53,811
Interest charges for the year 1927-28.		613	Net Revenue realized during 1927-28 as per No. 3 ..		43,617
On Rs. 10,219 outlay to end of the year 1916-17 at the average rate 3.3252 per cent. ..	Rs. 340		Total net revenue realized to end of the year as per No. 3		1,97,428
On subsequent outlay Rs. 4,972 at the flat rate 5.49 per cent. ..	273		Balance net interest charges ..		-1,94,319
Total ..		3,109	Total ..		3,109

No. 5.—Account of Indirect charges for, and to end of, 1927-28.

Particulars.	Previous.	1927-28.	Total.	Particulars.	Previous.	1927-28.	Total.
	Rs.	Rs.	Rs.		Rs.	Rs.	Rs.
CAPITAL ACCOUNT.		Nil.		REVENUE ACCOUNT.			
				1. Capitalized abatement of Land Revenue ..	159	..	159
				2. Leave and Pension Allowances ..	5,389	..	5,389
				3. Audit and Accounts Establishment ..	843	238	1,081
Total	Total ..	6,391	238	6,629

NASIRWAH.

CANAL PROJECT.

No. 3.—Revenue Account for, and to end of, 1927-28.

Receipts.	TOTAL.			Charges.	TOTAL.		
	Previous.	1927-28.	Total.		Previous.	1927-28.	Total.
	Rs.	Rs.	Rs.		Rs.	Rs.	Rs.
I.—DIRECT RECEIPTS.				I.—EXTENSIONS AND IMPROVEMENTS.			
1. Water-rates from Irrigation ..	204	99	303				
3. Sales of water	684	..	684	2. Main Canals and Branches ..	4,866	396	5,262
5. Plantations ..	92	32	124				
6. Other canal produce ..	3,199	1,383	4,582				
9. Rents of buildings ..	7	..	7				
10. Fines ..	277	21	298				
11. Miscellaneous receipts ..	459	100	559	Total ..	4,866	396	5,262
12. Deduct—refunds	42	..	42				
Total ..	4,880	1,635	6,515	II.—MAINTENANCE AND REPAIRS.			
II.—INDIRECT RECEIPTS.				2. Main Canals and Branches ..	75,503	23,946	99,449
Irrigation share of Land Revenue collected in the Civil Department.	2,83,426	64,718	3,48,144				
4 per cent. on 9/10ths of the proceeds from sales of occupancy rights per Govt. of India Nos. 53 and 58-A. I., dated respectively 20th June and 1st August 1889, communicated in Government Resolutions No. 1209, dated 10th July and No. 1913, dated 7th November 1889 to end of 1920-21 and thereafter at the average rate communicated by Local Government vide Government Order, P. W. D., No. W. I. 11143 dated 20th July 1921 ..	6,766	1,821	8,587	Total ..	75,503	23,946	99,449
Total ..	2,90,192	66,539	3,56,731	III.—COMPENSATION
Total, Receipts ..	2,95,072	68,174	3,63,246	IV.—ESTABLISHMENT.			
Carried over ..	2,95,072	68,174	3,63,246	1 and 2. Direction and Accounts ..	46,945	7,120	54,065
				3. Executive ..			
				V.—TOOLS AND PLANT..	1,161	347	1,508
				Pensionary charges.	1,076	997	2,073
				Carried over ..	1,29,551	32,806	1,62,357

NASIRWAH.

CANAL PROJECT.

No. 3.—Revenue Account for, and to end of, 1927-28.

Receipts.	TOTAL.			Charges.	TOTAL.		
	Previous.	1927-28.	Total.		Previous.	1927-28.	Total.
Brought forward..	Rs. 2,95,072	Rs. 68,174	Rs. 3,63,246	Brought forward..	Rs. 1,29,551	Rs. 32,806	Rs. 1,62,357
<i>Note.</i> —Loss to the canal on account of difference between assessment of water-rates on jaghir lands and assessment at the ordinary rates in force for Government lands noted here per Government of India Letter No. 233-1., dated 14th June 1883, communicated under Government Resolution No. 400, dated 11th August 1883.				<i>Deduct</i> —receipts on revenue account ..	4	..	4
				Total ..	1,29,547	32,806	1,62,353
				Share of collection charges in the Civil Department.	17,033	3,890	20,923
				Total, direct charges ..	1,46,580	36,696	1,83,276
				Indirect charges debitable to Revenue Account as per Account No. 5 ..	6,299	243	6,542
Rs.				Total, charges ..	1,52,879	36,939	1,89,818
To end of 1926-27 ..	9,171			Balance Net Revenue ..	1,42,193	31,235	1,73,428
Loss for 1927-28 ..	2,248			GRAND TOTAL ..	2,95,072	68,174	3,63,246
Total ..	11,419						
GRAND TOTAL ..	2,95,072	68,174	3,63,246				

N. B.—Last Capital Account detailed in the Administrative Accounts for 1923-24.
Construction Estimate closed during 1921-22, vide G.R. No. 1606, dated 30th November 1923.

NASIRWAH.

CANAL PROJECT.

No. 4.—Interest Account for, and to end of, 1927-28.

	Amount.		Amount.
	Rs.		Rs.
Total interest charges to end of 1926-27	6,998	Net Revenue realized to end of 1926-27 as per No. 3.. ..	1,42,193
Interest charges for the year 1927-28	1,728	Net Revenue realized during 1927-28 as per No. 3.. ..	31,235
On Rs. 35,920 outlay to end of the year 1916-17 at the average rate 3.3252 per cent. ..	Rs. 1,194	Total, Net Revenue realized to end of the year as per No. 3	1,73,428
On subsequent outlay Rs. 9,720 at the flat rate 5.49 per cent. ..	534	Balance net interest charges ..	-1,64,702
Total ..	8,726	Total ..	8,726

No. 5.—Account of Indirect Charges for, and to end of, 1927-28.

Particulars.	1927-28.			Particulars.	1927-28.		
	Previous.	1927-28.	Total.		Previous.	1927-28.	Total.
	Rs.	Rs.	Rs.		Rs.	Rs.	Rs.
CAPITAL ACCOUNT.		Nil.		REVENUE ACCOUNT.			
				1. Capitalized abatement of Land Revenue
				2. Leave and Pension Allowances ..	5,496	..	5,496
				3. Audit and Accounts Establishment ..	803	243	1,046
Total	Total ..	6,299	243	6,542

PUBLIC WORKS DEPARTMENT, IRRIGATION BRANCH.
INDUS CANALS (OTHER CANALS, FULELI DISTRICT).

CANAL PROJECT.

No. 3.—Revenue Account for, and to end of, 1927-28.

Receipts.	• TOTAL.		Total.	Charges.	TOTAL.		Total.
	Previous.	1927-28.			Previous.	1927-28.	
	Rs.	Rs.	Rs.		Rs.	Rs.	Rs.
I.—DIRECT RECEIPTS.				I.—EXTENSIONS AND IMPROVEMENTS.			
1. Water rates from Irrigation ..	2,526	539	3,065				
3. Sales of water ..	624	..	624	2. Main Canals and Branches	1,043	1,043
5. Plantations ..	2,300	..	2,678				
6. Other canal produce ..				378			
10. Fines ..	25	..	25				
11. Miscellaneous receipts ..	617	127	744	Total	1,043	1,043
Total ..	6,092	1,044	7,136	II.—MAINTENANCE AND REPAIRS.			
II.—INDIRECT RECEIPTS.				2. Main Canals and Branches ..	1,16,889	36,806	1,53,695
Irrigation share of Land Revenue collected in the Civil Department.	2,97,164	44,050	3,41,214				
4 per cent. on 9/10ths of the proceeds from sales of occupancy rights per Govt. of India Nos. 53 and 58-A. I., dated respectively 20th June and 1st August 1889, communicated in Government Resolutions No. 1209, dated 10th July, and No. 1913, dated 7th November 1889 to end of 1920-21 at the average rate communicated by Local Government <i>vide</i> Government Order, P.W. D., No. W. I. 11143 dated 20th July 1921 ..	5,149	1,439	6,588	Total ..	1,16,889	36,806	1,53,695
Total ..	3,02,313	45,489	3,47,802	III.—COMPENSATION.
				IV.—ESTABLISHMENT.			
				1 and 2. Direction and Accounts ..	68,263	11,539	79,802
				3. Executive ..			
Total ..	3,02,313	45,489	3,47,802	V.—TOOLS AND PLANT ..	1,691	539	2,230
Total Receipts ..	3,08,405	46,533	3,54,938	Pensionary charges.	1,561	1,615	3,176
Carried over ..	3,08,405	46,533	3,54,938	Carried over ..	1,88,404	51,542	2,39,946

ADMINISTRATIVE ACCOUNTS FOR THE YEAR 1927-28.

107

INDUS CANALS (OTHER CANALS, FULELI DISTRICT).

CANAL PROJECT.

No. 3.—Revenue Account for, and to end of, 1927-28.

Receipts.	TOTAL.		Total.	Charges.	TOTAL.		Total.
	Previous.	1927-28.			Previous.	1927-28.	
	Rs.	Rs.	Rs.		Rs.	Rs.	Rs.
Brought forward..	3,08,405	46,533	3,54,938	Brought forward..	1,88,404	51,542	2,39,946
<i>Note.</i> —Loss to the canal on account of difference between assessment of water-rates on jaghir lands and assessment at the ordinary rates in force for Government lands noted here per Government of India Letter No. 233-1., dated 14th June 1883, communicated under Government Resolution No. 400, dated 11th August 1883. Rs. To end of 1926-27 .. 27,700 Loss for 1927-28 .. 6,123 Total .. 33,823				Suspense Account..	—12	..	—12
				Total ..	1,88,392	51,542	2,39,934
				Share of collection charges in the Civil Department.	17,983	2,675	20,658
				Total direct charges ..	2,06,375	54,217	2,60,592
				Indirect charges debitable to Revenue Account as per Account No. 5 ..	9,165	378	9,543
				Total, charges ..	2,15,540	54,595	2,70,135
				Balance Revenue Net ..	92,865	—8,062	84,803
				GRAND TOTAL ..	3,08,405	46,533	3,54,938
				GRAND TOTAL ..	3,08,405	46,533	3,54,938

N.B.—Last Capital Account detailed in the Administrative Accounts for 1926-27. Construction Estimate closed during 1921-22. Completion Report approved in G. R. No. 1606, dated 30th November 1923.

INDUS CANALS (OTHER CANALS, FULELI DISTRICT).

No. 4.—Interest Account for, and to end of, 1927-28.

	Amount.			Amount.	
	Rs.			Rs.	
Total interest charges to end of 1926-27	18,818		Net Revenue realized to end of 1926-27 as per No. 3 ..	92,865	
Interest charges for the year 1927-28	4,653		Net Revenue realized during 1927-28 as per No. 3 ..	-8,062	
On Rs. 70,344 outlay to end of the year 1916-17 at the average rate 3.3252 per cent. ..	2,339	Rs.	Total Net Revenue realized to end of the year as per No. 3 ..	84,803	
On subsequent outlay Rs. 42,141 at the flat rate 5.49 per cent. ..	2,314		Balance net interest charges ..	-61,332	
Total ..	23,471		Total ..	23,471	

No. 5.—Account of Indirect Charges for, and to end of, 1927-28.

Particulars.	Previous.	1927-28.	Total.	Particulars.	Previous.	1927-28.	Total.
	Rs.	Rs.			Rs.	Rs.	
CAPITAL ACCOUNT.				REVENUE ACCOUNT.			
1. Capitalized abatement of Land Revenue	1. Capitalized abatement of Land Revenue
2. Leave and Pension Allowances ..	3,437	..	3,437	2. Leave and Pension Allowances ..	7,996	..	7,996
3. Audit and Accounts Establishment ..	6	..	6	3. Audit and Accounts Establishment ..	1,169	378	1,547
Total ..	3,443	..	3,443	Total ..	9,165	378	9,543

DAMBHRO CANAL.

CANAL PROJECT.

No. 3.—Revenue Account for, and to end of, 1927-28.

Receipts.	TOTAL.			Charges.	TOTAL.		
	Previous.	1927-28.	Total.		Previous.	1927-28.	Total.
	Rs.	Rs.	Rs.		Rs.	Rs.	Rs.
I.—DIRECT RECEIPTS.				I.—EXTENSIONS AND IMPROVEMENTS.			
1. Water-rates from Irrigation ..	1,378	195	1,573	2. Main Canals and Branches ..	797	452	1,249
3. Sales of water ..	2	..	2				
5. Plantations ..	169	..	169				
6. Other canal produce ..							
10. Fines ..	117	102	219				
11. Miscellaneous receipts ..	232	40	272				
12. Deduct—Refunds				
Total ..	1,898	337	2,235	Total ..	797	452	1,249
II.—INDIRECT RECEIPTS.				II.—MAINTENANCE AND REPAIRS.			
Irrigation share of Land Revenue collected in the Civil Department.	1,50,911	40,684	1,91,595	2. Main Canals and Branches ..	33,123	7,498	40,621
4 per cent. on 9/10ths of the proceeds from sales of occupancy rights per Govt. of India Nos. 53 and 58-A. I., dated respectively 20th June and 1st August 1889, communicated in Government Resolutions No. 1209, dated 10th July, and No. 1913, dated 7th November 1889 to end of 1920-21 at the average rate communicated by Local Government Order, P.W. D., No. 11143 dated 20th July 1921.	2,116	529	2,645	Total ..	33,123	7,498	40,621
Total ..	1,53,027	41,213	1,94,240	IV.—ESTABLISHMENT.			
				1 and 2. Direction and Accounts ..	20,740	2,325	23,065
				3. Executive ..			
Total ..	1,54,925	41,550	1,96,475	V.—TOOLS AND PLANT ..	474	113	587
Total, Receipts ..	1,54,925	41,550	1,96,475	Pensionary charges	343	325	668
Carried over ..	1,54,925	41,550	1,96,475	Carried over ..	55,477	10,713	66,190

DAMBHRO CANAL.

CANAL PROJECT.

No. 3.—Revenue Account for, and to end of, 1927-28.

Receipts.	TOTAL.			Charges.	TOTAL.		
	Previous.	1927-28.	Total.		Previous.	1927-28.	Total.
	Rs.	Rs.	Rs.		Rs.	Rs.	Rs.
Brought forward ..	1,54,925	41,550	1,96,475	Brought forward ..	55,477	10,713	66,190
<i>Note.</i> —Loss to the canal on account of difference between assessment of water-rates on jaghir lands and assessment at the ordinary rates in force for Government lands noted here per Government of India Letter No. 233-I., dated 14th June 1883, communicated under Government Resolution No. 400, dated 11th August 1883.				Profit and Loss
				Total ..	55,477	10,713	66,190
				Share of collection charges in the Civil Department.	9,145	2,459	11,604
				Total, direct charges ..	64,622	13,172	77,794
				Indirect charges debitable to Revenue Account as per Account No. 5 ..	2,899	80	2,979
				Total charges ..	67,521	13,252	80,773
				Balance Net Revenue ..	87,404	28,298	1,15,702
				GRAND TOTAL ..	1,54,925	41,550	1,96,475
	To end of Rs. 1926-27.. 7,791						
	Loss for 1927-28.. 1,729						
Total .. 9,520							

N.B.—Last Capital Account detailed in the Administrative Accounts for 1923-24.
Construction Estimate closed during 1921-22, vide G. R. No. 1606, dated 30th November 1923.

DAMBHRO CANAL.

CANAL PROJECT.

No. 4.—Interest Account for, and to end of, 1927-28.

	Amount.			Amount.	
		Rs.			Rs.
Total interest charges to end of 1926-27	6,955		Net Revenue realized to end of 1926-27 as per No. 3		87,404
Interest charges for the year 1927-28	1,733		Net Revenue realized during 1927-28 as per No. 3		28,298
On Rs. 48,030 outlay to end of the year 1916-17 at the average rate 3.3252 per cent... ..	1,597	Rs.	Total, Net Revenue realized to end of the year as per No. 3		1,15,702
On subsequent outlay Rs. 2,484 at the flat rate 5.49 per cent.	136		Balance net interest charges		—1,07,014
Total	8,688		Total		8,688

No. 5.—Account of Indirect Charges for, and to end of, 1927-28.

Particulars.	Previous.	1927-28.	Total.	Particulars.	Previous.	1927-28.	Total.
CAPITAL ACCOUNT.		Nil		REVENUE ACCOUNT.			
				1. Capitalized abatement of Land Revenue
				2. Leave and Pension Allowances	2,560	..	2,560
				3. Audit and Accounts Establishment	339	80	419
Total	Total	2,899	80	2,979.

MARVIWAH.

CANAL PROJECT.

No. 3.—Revenue Account for, and to end of, 1927-28.

Receipts.	TOTAL.			Charges.	TOTAL.		
	Previous.	1927-28.	Total.		Previous.	1927-28.	Total.
	Rs.	Rs.	Rs.		Rs.	Rs.	Rs.
I.—DIRECT RECEIPTS.				I.—EXTENSIONS AND IMPROVEMENTS			
6. Other canal produce ..	44	7	51	
11. Miscellaneous receipts ..	10	..	10				
Total ..	54	7	61	II.—MAINTENANCE AND REPAIRS			
II.—INDIRECT RECEIPTS.				1. Head Works ..			
Irrigation share of Land Revenue collected in the Civil Department.	60,304	15,639	75,943	2. Main Canals and Branches ..	45,520	7,984	53,504
4 per cent. on 9/10ths of the proceeds from sales of occupancy rights per Govt. of India Nos. 53 and 58-A. 1., dated respectively 20th June and 1st August 1889, communicated in Government Resolutions No. 1209, dated 10th July and No. 1913, dated 7th November 1889 to end of 1920-21 and thereafter at the average rate communicated by Local Government vide Government Order, P. W. D., No. W. I. 11143, dated 20th July 1921 ..	3,560	890	4,450	3. Distributaries ..			
Total ..	63,864	16,529	80,393	4. Drainage and Protective Works.			
Total, Receipts ..	63,918	16,536	80,454	Total ..	45,520	7,984	53,504
<i>Note.</i> —Loss to the canal on account of difference between assessment of water-rates on jaghir lands and assessment at the ordinary rates in force for Government lands noted here per Government of India Letter No. 233-1., dated 14th June 1883, communicated under Government Resolution No. 400, dated 11th August 1883				III.—COMPENSATION
Rs.				IV.—ESTABLISHMENT.			
To end of 1926-27 ..	40			1 and 2. Direction and Accounts.	9,383	1,693	11,076
Loss for 1927-28 ..	20			3. Executive ..			
Total ..	60			V.—TOOLS AND PLANT ..	337	45	382
GRAND TOTAL ..	63,918	16,536	80,454	Pensionary charges ..	377	237	614
				Total ..	55,617	9,959	65,576
				Share of collection charges in the Civil Department.	3,618	938	4,556
				Total direct charges ..	59,235	10,897	70,132
				Indirect charges debitable to Revenue Account as per Account No. 5 ..	1,392	80	1,472
				Total charges	60,627	10,977	71,604
				Balance Net Revenue ..	3,291	5,559	8,850
				GRAND TOTAL ..	63,918	16,536	80,454

N.B.—Last Capital Account detailed in the Administrative Accounts for 1923-24. Construction Estimate closed during 1921-22, vide G. R. No. 1606, dated 30th November 1923.

MARVIWAH CANAL.

CANAL PROJECT.

No. 4.—Interest Account for, and to end of, 1927-28.

	Amount. Rs.		Amount. Rs.
Total interest charges to end of 1926-27	1,264	Net Revenue realized to end of 1926-27 as per No. 3 ..	3,291
Interest charges for the year 1927-28	316	Net Revenue realized during 1927-28 as per No. 3	5,559
On Rs. 9,507 outlay to end of the year 1916-17 at the average rate 3.3252 per cent. ..	Rs 316	Total Net Revenue realized to end of the year as per No. 3..	8,850
On subsequent outlay ..	Nil.	Balance net interest charges ..	—7,270
Total ..	1,580	Total ..	1,580

No. 5.—Account of Indirect Charges for, and to end of, 1927-28.

Particulars.	Previous.	1927-28.	Total.	Particulars.	Previous.	1927-28.	Total.
	Rs.	Rs. Nil.	Rs.		Rs.	Rs.	Rs.
CAPITAL ACCOUNT.				REVENUE ACCOUNT.			
				2. Leave and Pension Allowances..	937	..	937
				3. Audit and Accounts Establishment ..	455	80	535
Total	Total ..	1,392	80	1,472

BAGHAR CANAL.

CANAL PROJECT.

No. 2.—Detailed Account for, and to end of, 1927-28

Heads of Account.	Direct Charges.			Cost of construction as now estimated. (Construction estimate closed during 1921-22.)	Expenditure against closed estimates.
	Previous.	1927-28.	Total.		
1	2	3	4	5	6
I.—WORKS.	Rs.	Rs.	Rs.	Rs.	Rs.
(2) MAIN CANALS AND BRANCHES.					
D. Regulators	4,04,796	17,502	4,22,298	4,22,298	4,22,298
Total, Main Canals and Branches ..	4,04,796	17,502	4,22,298	4,22,298	4,22,298
Unclassified outlay ..	1,94,567	..	1,94,567	1,94,567	1,94,567
Total, I.—Works ..	5,99,363	17,502	6,16,865	6,16,865	6,16,865
II.—ESTABLISHMENT.					
1 and 2. Direction and Accounts ..	1,17,582	3,701	1,21,283	1,21,283	1,21,283
3. Executive					
4. Medical					
5. Special Survey					
Total, Establishment ..	1,17,582	3,701	1,21,283	1,21,283	1,21,283
III.—TOOLS AND PLANT ..	4,141	98	4,239	4,239	4,239
Pensionary charges ..	2,649	518	3,167	3,167	3,167
GRAND TOTAL ..	7,23,735	21,819	7,45,554	7,45,554	7,45,554
V.—Less—Receipts on Capital Account
Net Outlay ..	7,23,735	21,819	7,45,554	7,45,554	7,45,554

BAGHAR CANAL.

CANAL PROJECT.

No. 2.—Capital Account for, and to end of, 1927-28.

Heads of Account.	Direct Charges.			Cost of construction as now estimated. (Construction estimate closed during 1921-22.)	Expenditure against closed estimates.
	Previous.	1927-28.	Total.		
1	2	3	4	5	6
	Rs.	Rs.	Rs.	Rs.	Rs.
<i>Apportionment.</i>					
Chargeable to 15 Other Revenue expenditure.	2,30,870	..	2,30,870	2,30,870	2,30,870
Chargeable to 55—Construction of Irrigation Works.	4,92,865	21,819	5,14,684	5,14,684	5,14,684
Total ..	7,23,735	21,819	7,45,554	7,45,554	7,45,554

BHAGAR CANAL.

No. 3.—Revenue Account for, and to end of, 1927-28.

Receipts.	TOTAL.			Charges.	TOTAL.		
	Previous.	1927-28.	Total.		Previous.	1927-28.	Total.
	Rs.	Rs.	Rs.		Rs.	Rs.	Rs.
I.—DIRECT RECEIPTS.				I.—EXTENSIONS AND IMPROVEMENTS.			
1. Water-rates from Irrigation ..	5,359	1,917	7,276	2. Main Canals and Branches ..	4,887	..	4,887
5. Plantations ..	389	95	484	Total ..	4,887	..	4,887
6. Other canal produce ..	387	131	518				
8. Navigation ..	519	..	519				
9. Rents of buildings ..	66	6	72				
10. Fines ..	131	33	164				
11. Miscellaneous receipts ..	8,089	42	8,131				
12. <i>Deduct</i> —Refunds ..	15	6	21	II.—MAINTENANCE AND REPAIRS.			
Total ..	14,925	2,218	17,143	1. Head Works..			
				2. Main Canals and Branches.			
II.—INDIRECT RECEIPTS.				3. Distributaries.	1,65,416	31,739	1,98,155
Irrigation share of Land Revenue collected in the Civil Department.	3,83,316	69,721	4,53,037	4. Drainage and Protective Works.			
4 per cent. on 9/10ths of the proceed from sales of occupancy rights per Govt. of India Nos. 53 and 58-A. I., dated respectively 20th June and 1st August 1889, communicated in Government Resolution. No. 1209, dated 10th July, and No. 1913, dated 7th November 1889 to end of 1920-21 and thereafter at the average rate communicated by Local Government <i>vide</i> Government Order, P. W. D. No. W. I.—11143, dated 20-7-21.	8,483	1,785	10,266	Total ..	1,66,416	31,739	1,98,155
Total ..	3,91,799	71,504	4,63,303	III.—COMPENSATION
				IV.—ESTABLISHMENT.			
Total, Receipts ..	4,06,724	73,722	4,80,446	1 and 2. Direction and Accounts.	34,317	6,728	41,045
				3. Executive ..			
Carried over ..	4,06,724	73,722	4,80,446	V.—TOOLS AND PLANT ..	1,564	179	2,143
				Pensionary charges ..	1,029	942	1,971
				Carried over ..	2,08,613	39,588	2,48,201

BAGHAR CANAL.

CANAL PROJECT.

No. 3.—Revenue Account for, and to end of, 1927-28.

Receipts.	TOTAL.			Charges.	TOTAL.		
	Previous.	1927-28.	Total.		Previous.	1927-28.	Total.
	Rs.	Rs.	Rs.		Rs.	Rs.	Rs.
Brought forward ..	4,06,724	73,722	4,80,446	Brought forward..	2,08,613	39,588	2,48,201
<i>Note.</i> —Loss to the canal on account of difference between assessment of water-rates on jaghir lands and assessment at the ordinary rates in force for Government lands noted here per Government of India Letter No. 233-I., dated 14th June 1883, communicated under Government Resolution No. 400, dated 11th August 1883.				Deduct—Receipts on Revenue Account.	169	50	219
				Total ..	2,08,444	39,538	2,47,982
				Share of Collection Charges in the Civil Department.	23,325	4,300	27,625
				Total, Direct Charges ..	2,31,769	43,838	2,75,607
				Indirect Charges debitable to Revenue Account as per Account No. 5 ..	6,642	317	6,959
				Total, Charges ..	2,38,411	44,155	2,82,566
				Balance Net Revenue ..	1,68,313	29,567	1,97,880
				GRAND TOTAL ..	4,06,724	73,722	4,80,446
	To end of 1926-27 ..	Rs. 37,647					
	Loss for 1927-28 ..	5,352					
Total ..	42,999						
GRAND TOTAL ..	4,06,724	73,722	4,80,446	GRAND TOTAL ..	4,06,724	73,722	4,80,446

N.B.—Const. action Estimate closed during 1921-22, vide G. R. No. 636, dated 18th July 1923.

BAGHAR CANAL

CANAL PROJECT.

No. 4.—Interest Account for, and to end of, 1927-28.

	Amount.		Amount.
	Rs.		Rs.
Total interest charges to end of 1926-27	91,719	Net Revenue realized to end of 1926-27 as per No. 3	1,68,313
Interest charges for the year 1927-28	35,467	Net Revenue realized during 1927-28 as per No. 3	29,567
On Rs. 2,24,709 outlay to end of the year 1916-17 at the average rate 3·3,252 per cent.	7,472	Total, Net Revenue realized to end of the year as per No. 3.	1,97,880
On subsequent outlay Rs. 5,09,935 at the flat rate 5·49 per cent.	27,995	Balance net interest charges	-70,694
Total	1,27,186	Total	1,27,186

No 5.—Account of Indirect Charges for, and to end of, 1927-28.

Particulars.	Previous.	1927-28.	Total.	Particulars.	Previous.	1927-28.	Total.
	Rs.	Rs.	Rs.		Rs.	Rs.	Rs.
CAPITAL ACCOUNT.				REVENUE ACCOUNT.			
1. Capitalized abatement of Land Revenue	357	..	357	1. Capitalized abatement of Land Revenue	1,154	..	1,154
2. Leave and Pension Allowances	13,811	..	13,811	2. Leave and Pension Allowances	3,776	..	3,776
3. Audit and Accounts Establishment	4,048	175	4,223	3. Audit and Accounts Establishment	1,712	317	2,029
Total	18,216	175	18,391	Total	6,642	317	6,959

BAGHAR CANAL.

No. 6.—Statement comparing Capital Cost to end of 1927-28 with sanctioned Estimates.

Particulars.	Charges against closed sanctions.			Current sanctions.			Total charges to date against old and current sanctions.
	Expenditure against construction Estimate.	Expenditure against open Capital sanctions.	Total.	Charges to date.	Amount of sanctioned Estimate.	Unspent balance of Estimate.	
1	2	3	4	5	6	7	8
	Rs.	Rs.	Rs.	Rs.	Rs.	Rs.	Rs.
DIRECT CHARGES.							
Works	1,94,567	4,22,298	6,16,865	6,16,865
Establishment ..	35,968	85,315	1,21,283	1,21,283
Tools and Plant ..	335	3,904	4,239	4,239
Pensionary charges	3,167	3,167	3,167
Total ..	2,30,870	5,14,684	7,45,554	7,45,554
Less—Receipts on Capital Account
Net Total ..	2,30,870	5,14,684	7,45,554	7,45,554
INDIRECT CHARGES.							
Capitalized abatement of Land Revenue	357	357	357
Leave and Pension Allowances ..	5,034	8,777	13,811	13,811
Audit and Accounts	4,223	4,223	4,223
Total ..	5,034	13,357	18,391	18,391
GRAND TOTAL ..	2,35,904	5,28,041	7,63,945	7,63,945

SHAHADA CHANNEL.

CANAL PROJECT.

No. 3.—Revenue Account for, and to end of, 1927-28.

Receipts.	TOTAL.			Charges	TOTAL.		
	Previous.	1927-28.	Total.		Previous.	1927-28.	Total.
	Rs.	Rs.	Rs.		Rs.	Rs.	Rs.
I.—DIRECT RECEIPTS.				I.—EXTENSIONS AND IMPROVEMENTS.			
1. Water-rates from Irrigation.	21,633	6,953	28,586	2. Main Canals and Branches ..	6,889	942	7,831
3. Sales of water..	25	..	25	Total ..	6,889	942	7,831
6. Other canal produce ..	49	20	69				
10. Fines ..	302	..	302	II.—MAINTENANCE AND REPAIRS.			
11. Miscellaneous receipts ..	140	..	140	1. Head Works ..	738	..	738
12.—Deduct Refunds.	101	..	101	2. Main Canals and Branches ..	2,786	1,392	4,178
Total ..	22,048	6,973	29,021	3. Distributaries ..	9	..	9
				Total ..	3,533	1,392	4,925
II.—INDIRECT RECEIPTS.				III.—COMPENSATION.
Irrigation share of Land Revenue collected in the Civil Department.	29,820	6,157	35,977	IV.—ESTABLISHMENT.			
				1 and 2. Direction and Accounts } ..	9,241	2,915	12,156
				3. Executive ..			
Total ..	29,820	6,157	35,977	V.—TOOLS AND PLANT ..	414	103	517
Total Receipts ..	51,868	13,130	64,998	Pensionary charges	4	408	412
Carried over ..	51,868	13,130	64,998	Carried over ..	20,081	5,760	25,841

ADMINISTRATIVE ACCOUNTS FOR THE YEAR 1927-28.

121

SHAHADA CHANNEL.

CANAL PROJECT.

No. 3.—Revenue Account for, and to end of, 1927-28.

Receipts.	TOTAL.			Charges.	TOTAL.		
	Previous.	1927-28.	Total.		Previous.	1927-28.	Total.
	Rs.	Rs.	Rs.		Rs.	Rs.	Rs.
Brought forward..	51,868	13,130	64,998	Brought forward..	20,081	5,760	25,841
				Profit and Loss—
				VI.—REFUNDS OF REVENUE..
				Suspense Account.
				Total ..	20,081	5,760	25,841
				Share of Collection Charges in the Civil Department.	3,994	824	4,818
					..	—352	—352(A)
				Total Direct Charges ..	24,075	6,232	30,307
				Indirect Charges debitable to Revenue Account as per Account No. 5 ..	1,394	23	1,417
				Total Charges ..	25,469	6,255	31,724
				Balance Net Revenue ..	26,399	6,875	33,274
GRAND TOTAL ..	51,868	13,130	64,998	GRAND TOTAL ..	51,868	13,130	64,998

N.B.—Last Capital Account detailed in the Administrative Accounts for 1926-27.
 Construction Estimate closed during 1921-22 *vide* G. R. No. 1918, dated 9th June 1923.
 (A) Write-back of excess collection charges according to G. R., P. W. D., No. 9532, dated
 14.h August 1928.

SHAHADA CHANNEL.

CANAL PROJECT.

No. 4.—Interest Account for, and to end of, 1927-28.

	Amount.		Amount.
	Rs.		Rs.
Total interest charges to end of 1926-27	15,035	Net Revenue realized to end of 1926-27 as per No. 3	26,399
Interest charges for the year 1927-28	4,211	Net Revenue realized during 1927-28 as per No. 3	6,875
	Rs.		
On Rs. 60,981 outlay to end of the year 1916-17 at the average rate 3.3252 per cent... .. .	2,028	Total Net Revenue realized to end of the year as per No. 3	33,274
On subsequent outlay Rs. 39,758 at the flat rate 5.49 per cent.	2,183	Balance net interest charges	-14,028
Total	19,246	Total	19,246

No. 5.—Account of Indirect Charges for, and to end of, 1927-28.

Particulars.	Previous.	1927-28.	Total.	Particulars.	Previous.	1927-28.	Total.
	Rs.	Rs.	Rs.		Rs.	Rs.	Rs.
CAPITAL ACCOUNT.				REVENUE ACCOUNT.			
				1. Capitalized abatement of Land Revenue
				2. Leave and Pension Allowances	1,290	..	1,290
				3. Audit and Accounts Establishment	104	23	127
				Total	1,394	23	1,417

LLOYD BARRAGE AND CANALS CONSTRUCTION.

CANAL PROJECT.

No. 2.—Capital Account for, and to end of, 1927-28.

Heads of Account.	Direct Charges.			Cost of Construction as now estimated.	Expenditure against closed estimates.
	Previous.	1927-28.	Total.		
1	2	3	4	5	6
	Rs.	Rs.	Rs.	Rs.	Rs.
I.—WORKS.					
(1) HEAD WORKS.					
A. Preliminary Expenses ..	65,050	— 2 810	62,240	5,00,000	..
B. Land ..	6,81,875	624	6,82,499	15,00,000	..
C. Works ..	29,26,693	54,88,135	84,14,828	2,32,64,498	..
K. Buildings ..	20,53,540	1,48,915	22,02,455	25,00,000	..
D. Miscellaneous ..	31,961	41,748	73,709	2,00,000	..
P. Maintenance ..	1,06,566	75,214	1,81,780	2,00,000	..
Unforeseen items	1,05,67,608	..
Total, Head Works ..	58,65,685	57,51,826	1,16,17,511	3,87,32,106	..
(2) MAIN CANALS AND BRANCHES.					
A. Preliminary Expenses ..	6,86,987	39,215	7,26,202	11,57,550	..
B. Land ..	29,31,235	7,07,177	36,38,412	24,98,850	..
D. Regulators ..	797	41,437	42,234	55,76,400	..
E. Falls and Weirs ..	35	17,532	17,567	6,12,200	..
F. River and hill torrent Works	7,18,000	..
G. Bridges ..	1,337	98,481	99,818	39,08,975	..
H. Escapes ..	1,95,515	1,25,160	3,20,675	15,98,689	..
K. Buildings ..	29,19,657	3,23,172	32,42,829	57,37,100	..
L. Earth-work ..	1,40,64,293	58,37,492	1,99,01,785	3,57,04,957	..
M. Plantations ..	7,334	14,656	21,990	5,70,861	..
O. Miscellaneous ..	1,00,113	91,069	1,91,182	5,23,400	..
P. Maintenance ..	32,928	66,848	99,776	11,27,304	..
Amounts not allocated	2,11,88,172	..
Total, Main Canals and Branches ..	2,09,40,231	73,62,239	2,83,02,470	8,09,22,458	..
Carried over ..	2,68,05,916	1,31,14,065	3,99,19,981	11,96,54,564	..

LLOYD BARRAGE AND CANALS CONSTRUCTION.

CANAL PROJECT.

No. 2.—Capital Account for, and to end of, 1927-28.

Heads of Account.	Direct Charges.			Cost of Construction as now estimated.	Expenditure against closed estimates.
	Previous.	1927-28.	Total.		
1	2	3	4	5	6
Brought forward ..	Rs. 2,68,05,916	Rs. 1,31,14,065	Rs. 3,99,19,981	Rs. 11,96,54,564	Rs. ..
(3) DISTRIBUTARIES.					
A. Preliminary Expenses ..	7,56,684	17,461	7,74,145
A. (1) Experimental soil ..	17,119	..	17,119
B. Land	8,60,403	8,06,892	16,67,295
C. Works	1,198	3,830	5,028
D. Regulators	68	68
L. Earth-work	34,936	8,30,421	8,65,357
O. Miscellaneous	2,10,321	3,40,487	5,50,808
P. Maintenance	310	310
Amounts not allocated	2,27,92,219	..
Total, Distributaries ..	18,80,661	19,99,469	38,80,130	2,27,92,219	..
Deduct—Recoveries from Zamindars and Colonists	1,01,58,500	..
Net Distributaries ..	18,80,661	19,99,469	38,80,130	1,26,33,719	..
(4) DRAINAGE AND PROTECTIVE WORKS.					
A. Preliminary Expenses ..	37,752	1,874	39,626	41,869	..
B. Land	673	26,274	26,947	6,31,789	..
C. Works	3,069	3,069	2,78,850	..
L. Earth-work	2,21,732	4,40,790	6,62,522	23,76,379	..
K. Buildings
O. Miscellaneous	150	216	366
P. Maintenance	882	2,861	3,743
Total, Drainage and Protective Works ..	2,61,189	4,75,084	7,36,273	33,28,887	..
(6) Special Tools and Plant ..	1,17,50,646	12,17,603	1,29,68,243	32,46,083	..
(7) Losses on Stock	17,939	1,825	19,764
Total, I.—Works ..	4,07,16,345	1,68,08,046	5,75,24,391	13,88,63,253	..
II.—ESTABLISHMENT.					
1 and 2. Direction and Accounts
3. Executive
4. Medical
5. Special Survey
Total, Establishment ..	90,50,210	30,72,756	1,21,22,966	2,60,02,294	..
Carried over ..	4,97,66,555	1,98,80,802	6,96,47,357	16,48,65,547	..

LLOYD BARRAGE AND CANALS CONSTRUCTION.

CANAL PROJECT.

No. 2.—Capital Account for, and to end of, 1927-28.

Heads of Account.	Direct Charges.			Cost of Construction as now estimated.	Expenditure against closed estimates.
	Previous.	1927-28.	Total.		
1	2	3	4	5	6
	Rs.	Rs.	Rs.	Rs.	Rs.
Brought forward ..	4,97,66,555	1,58,80,802	6,96,47,357	16,48,65,547	..
III.—TOOLS AND PLANT ..	17,98,847	1,48,820	19,47,667	2,31,44,201	..
IV.—Suspense Accounts ..	15,13,933	9,39,304	24,53,237
Interest ..	34,74,646	(b)35,51,010	70,25,656
Pensionary charges ..	3,94,563	4,30,186	8,24,749
Grand Total ..	5,69,48,544	2,49,50,122	8,18,98,666	18,80,09,748	..
Deduct—Estimated salvage value of certain buildings and Tools and Plant	(c) 74,64,680	..
Deduct—Share of cost payable by Khairpur State	25,37,000	..
V.—Less—Receipts on Capital Account.	63,535	98,631	1,62,166
Net Outlay ..	5,68,85,009	2,48,51,491	8,17,36,500	17,80,03,068	..
<i>Apportionment.</i>					
Chargeable to 49, Irrigation ..	{ 12,599	..	73,687	17,80,08,068	..
Chargeable to 43—Minor Works and Navigation ..	{ (a)61,038	..	7,49,010		
..	{ (a)7,49,010	..	8,09,13,803		
Chargeable to 55—Construction of Irrigation Works ..	5,60,62,312	2,48,51,491	8,09,13,803	17,80,08,068	..
Total ..	5,68,85,009	2,48,51,491	8,17,36,500	17,80,08,068	..

(a) Expenditure incurred on preliminary surveys and preparation of Project prior to December 1920, (*vide* G. of I. (P.W.D.) Despatch No. 23 (P. W.), dated 16th December 1920.) brought on to the Capital Account of the Project in 1923-24.

(b) Rs. 10,00,000 to be met from "16 Construction of Irrigation Works—Famine Insurance Grant."

 " 10,289 Do. from "14—Interest on Irrigation Works."

 " 25,40,721 Do. from "55—Construction of Irrigation Works."

 " 35,51,010

(c) The sum represents the present Estimate of value to be realised on disposal of buildings and Tools and plant *viz.* Rs. 5,87,140 (Buildings) Rs. 68,77,540 Tools and plant respectively under I Head Works (Barrage proper).

LLOYD BARRAGE AND CANALS CONSTRUCTION.

CANAL PROJECT.

No. 4.—Interest Account for, and to end of, 1927-28.

		Amount.			Amount.
		Rs.			Rs.
Total interest charges to end of 1926-27	28,65,612	Net Revenue realized to end of 1926-27 as per No. 3..
Interest charges for the year 1927-28	10,10,289	Net Revenue realized during 1927-28 as per No. 3
			Total Net Revenue realized to end of the year as per No. 3
			Balance net interest charges	38,75,901
Total ..		38,75,901	Total ..		33,75,901

No. 5.—Account of Indirect Charges for, and to end of, 1927-28.

Particulars.	Previous.	1927-28.	Total.	Particulars.	Previous.	1927-28.	Total.
	Rs.	Rs.	Rs.		Rs.	Rs.	Rs.
CAPITAL ACCOUNT.				REVENUE ACCOUNT.			
1. Capitalized abatement of Land Revenue (20 times the annual abatement) ..	4,32,331	2,05,433	6,37,814			Nil	
2. Leave and Pension Allowances (14 per cent. gross charges on establishment) ..	8,05,540	..	8,05,540				
3. Audit and Accounts Establishment ..	4,04,570	1,63,080	5,72,650				
Total ..	16,42,441	3,73,563	20,16,004				

LLOYD BARRAGE AND CANALS CONSTRUCTION.

● CANAL PROJECT.

No. 6.—Statement comparing Capital Cost to end of 1927-28 with sanctioned Estimates.

Particulars.	Charges against closed sanctions.			Current sanctions.			Total charges to date against old and current sanctions.
	Expenditure against construction estimate.	Expenditure against open capital sanctions.	Total.	Charges to date.	Amount of sanctioned estimate.	Unspent balance of estimate.	
1	2	3	4	5	6	7	8
DIRECT CHARGES.	Rs.	Rs.	Rs.	Rs.	Rs.	Rs.	Rs.
Works	5,75,24,391	13,88,63,253	8,13,38,862	5,75,24,391
Establishment	1,21,22,966	2,60,02,294	1,38,79,323	1,21,22,966
Tools and Plant	19,47,667	2,31,44,201	2,11,96,524	19,47,667
Suspense Accounts	24,53,237	..	-24,53,237	24,53,237
Interest	70,25,656	..	-70,25,656	70,25,656
Pensionary charges	8,24,749	..	-8,24,749	8,24,749
Total	8,18,98,666	18,80,09,748	10,61,11,082	8,18,98,666
Less—Sale account value of certain buildings and Tools and Plant	74,64,680	74,64,680	..
Deduct—Share of cost payable by Khairpur State	25,37,000	25,37,000	..
Less—Receipts on Capital Account	1,62,166	..	-1,62,166	1,62,166
Net Total	8,17,36,500	17,80,08,068	9,62,71,568	8,17,36,500
INDIRECT CHARGES.							
Capitalized abatement of Land Revenue	6,37,814	19,24,980	12,87,166	6,37,814
Leave and Pension Allowances	8,05,540	36,40,341	28,34,801	8,05,540
Audit and Accounts establishment	5,72,650	..	-5,72,650	5,72,650
Total	20,16,004	55,65,321	35,49,317	20,16,004
Deduct—Share of Indirect charges payable by Khairpur State	25,846	25,846	..
Net Total	20,16,004	55,39,475	35,23,471	20,16,004
GRAND TOTAL	8,37,52,504	18,35,47,543	9,97,95,039	8,37,52,504

Estimate amounting to Rs. 18,35,47,543 sanctioned by the Secretary of State in his telegram No. 1324, dated 7th April 1923, communicated by Government of India (P.W.D.) letter No. 92-1, dated 30th May 1923, vide G.R. (P.W.D.) No. 947, dated 7th September 1925.

GARKINO CANAL.

CANAL PROJECT.

No. 2.—Capital Account for, and to end of, 1927-28.

Heads of Account.	Direct Charges.			Cost of Construction as now estimated.	Expenditure against closed estimates.
	Previous.	1927-1928.	Total.		
1	2	3	4	5	6
I.—WORKS.	Rs.	Rs.	Rs.	Rs.	Rs.
(2) MAIN CANALS AND BRANCHES.					
A. Preliminary Expenses ..	4,158	23	4,181	4,181	4,181
B. Land	20,436	127	20,563	20,563	20,563
D. Regulators	20,331	..	20,331	20,331	20,331
G. Bridges	4,517	..	4,517	4,517	4,517
K. Buildings	2,959	..	2,959	2,959	2,959
L. Earth-work	38,097	..	38,097	38,097	38,097
O. Miscellaneous	6,303	..	6,303	6,303	6,303
Total, Main Canals and Branches ..	96,801	150	96,951	96,951	96,951
(3) DISTRIBUTARIES.					
C. Works	10,054	..	10,054	10,054	10,054
Total, Distributaries ..	10,054	..	10,054	10,054	10,054
Total, I.—Works ..	106,855	150	1,07,005	1,07,005	1,07,005
II.—ESTABLISHMENT.					
1 and 2. Direction and Accounts ..	22,776	32	22,808	22,808	22,808
3. Executive					
4. Medical					
5. Special survey					
Total, Establishment ..	22,776	32	22,808	22,808	22,808
Carried over ..	1,29,631	182	1,29,813	1,29,813	1,29,813

GARKINO CANAL.

CANAL PROJECT.

No. 2.—Capital Account for, and to end of, 1927-28.

Heads of Account.	Direct Charges.			Cost of Construction as now estimated.	Expenditure against closed estimates.
	Previous.	1927-28.	Total.		
1	2	3	4	5	6
Brought forward ..	Rs. 1,29,631	Rs. 182	Rs. 1,29,813	Rs. 1,29,813	Rs. 1,29,813
III.—TOOLS AND PLANT ..	664	1	665	665	665
IV.—Suspense Accounts
Provisionary charges ..	488	4	492	492	492
GRAND TOTAL ..	1,30,783	187	1,30,970	1,30,970	1,30,970
V.—Less—Receipts on Capital Account
Net Outlay ..	1,30,783	187	1,30,970	1,30,970	1,30,970
<i>Apportionment.</i>					
Chargeable to 55—Construction of Irrigation Works ..	1,30,783	187	1,30,970	1,30,970	1,30,970
Total ..	1,30,783	187	1,30,970	1,30,970	1,30,970

GARKINO CANAL.

CANAL PROJECT.

No. 4.—Interest Account for, and to end of, 1927-28.

	Amount.		Amount.
	Rs.		Rs.
Total interest charges to end of 1926-27	23,798	Net Revenue realized to end of 1926-27 as per No. 3
Interest charges for the year 1927-28	7,185	Net Revenue realized during 1927-28 as per No. 3
On Rs. 1,30,876 outlay from 1917-18 to 1926-27 and half of 1927-28 at the flat rate 5.64 per cent.		Total Net Revenue realized to end of the year as per No. 3
		Balance net interest charges ..	30,983
Total ..	30,983	Total ..	30,983

No. 5.—Account of Indirect Charges for, and to end of, year 1927-28.

Particulars.	Previous.	1927-1928.	Total.	Particulars.	Previous.	1927-1928.	Total.
	Rs.	Rs.	Rs.		Rs.	Rs.	Rs.
CAPITAL ACCOUNT.				REVENUE ACCOUNT.			
1. Capitalized abatement of Land Revenue ..	3,346	160	3,506			Nil.	
2. Leave and Pension Allowances ..	2,700	..	2,700				
3. Audit and Accounts Establishment ..	1,069	2	1,071				
Total ..	7,115	162	7,277				

GARKINO CANAL.

CANAL PROJECT.

No. 6.—Statement comparing Capital Cost to end of 1927-28 with sanctioned Estimates.

Particulars.	Charges against closed sanctions.			Current sanctions.			Total charges to date against old and current sanctions.
	Expenditure against construction estimate.	Expenditure against open Capital sanctions.	Total.	Charges to date.	Amount of sanctioned Estimate.	Unspent balance of Estimate.	
1	2	3	4	5	6	7	8
DIRECT CHARGES.	Rs.	Rs.	Rs.	Rs.	Rs.	Rs.	Rs.
Works	1,07,005	..	1,07,005	1,07,005
Establishment ..	22,808	..	22,808	22,808
Tools and Plant ..	665	..	665	665
Suspense Accounts
Pensionary charges ..	492	..	492	492
Total ..	1,30,970	..	1,30,970	1,30,970
Less—Receipts on Capital Account
Net Total ..	1,30,970	..	1,30,970	1,30,970
INDIRECT CHARGES.							
Capitalized abatement of Land Revenue Establishment ..	3,506	..	3,506	3,506
Leave and Pension Allowances ..	2,700	..	2,700	2,700
Audit and Accounts ..	1,071	..	1,071	1,071
Total ..	7,277	..	7,277	7,277
GRAND TOTAL ..	1,38,247	..	1,38,247	1,38,247

KASURDI TANK.

TANK PROJECT.

No. 3.—Revenue Account for, and to end of, 1927-28.

Receipts.	TOTAL.			Charges.	TOTAL.		
	Previous.	1927-28.	Total.		Previous.	1927-28.	Total.
	Rs.	Rs.	Rs.		Rs.	Rs.	Rs.
I.—DIRECT RECEIPTS.				I.—EXTENSIONS AND IMPROVEMENTS.			
1. Water-rates from Irrigation ..	10,215	9	10,224	2. Main Canals and Branches ..	316	..	316
3. Sales of water ..	20	..	20	3. Distributaries..	80	..	80
5. Plantations ..	3,076	32	3,108	Total ..	396	..	396
6. Other canal produce ..							
7. Miscellaneous receipts ..	11,853	914	12,767				
Total ..	25,164	955	26,119	II.—MAINTENANCE AND REPAIRS.			
				1. Head Works ..	20,124	57	20,181
				2. Main Canals and Branches ..	15	..	15
				3. Distributaries..	6,184	434	6,618
				Total ..	26,323	491	26,814
II.—INDIRECT RECEIPTS.				III.—COMPENSATION
Irrigation share of Land Revenue collected in the Civil Department.	IV.—ESTABLISHMENT.			
				1 and 2. Direction and Accounts ..	18,730	636	19,366
				3. Executive ..			
Total	V.—TOOLS AND PLANT ..	1,945	8	1,953
Total, Receipts ..	25,164	955	26,119	Pensionary charges.	65	89	154
Carried over ..	25,164	955	26,119	Carried over ..	47,459	1,224	48,683

KASURDI TANK.

TANK PROJECT.

No. 3.—Revenue Account for, and to end of, 1927-28.

Receipts.	TOTAL.			Charges.	TOTAL.		
	Previous.	1927-28.	Total.		Previous.	1927-28.	Total.
	Rs.	Rs.	Rs.		Rs.	Rs.	Rs.
Brought forward ..	25,164	955	26,119	Brought forward ..	47,459	1,224	48,683
				VI.—REFUNDS OF REVENUE.
				Total ..	47,459	1,224	48,683
				Share of collection charges in the Civil Department. }	-10	-7	(A)-17
					506	..	506
				Total, Direct Charges	47,955	1,217	49,172
				Indirect charges debitable to Revenue Account as per Account No. 5 ..	2,714	5	2,719
				Total, Charges ..	50,669	1,222	51,891
				Balance Net Revenue ..	-25,505	-267	-25,772
GRAND TOTAL ..	25,164	955	26,119	GRAND TOTAL ..	25,164	955	26,119

N.B.—Last Capital Account detailed in the Administrative Accounts for 1877-78. Construction Estimate closed on 31st March 1878—vide Government Resolution No. 1411, dated 12th September 1893.

Completion Report approved in Government Resolution No. 993, dated 21st June 1894.

Note.—Loss of revenue due to concessions granted for wheat cultivation during the Rabi Season—vide Government Resolution No. A.I.—12327, dated 18th December 1917, Rs. 100.

(A) Write-back of excess collection charges according to G. R.; P. W. D., No. 9532, dated 14th August 1928.

KASURDI TANK.

TANK PROJECT.

No. 4.—Interest Account for, and to end of, 1927-28.

	Amount.		Amount.
	Rs.		Rs.
Total interest charges to end of 1926-27	93,087	Net Revenue realized to end of 1926-27 as per No. 3	—25,505
Interest charges for the year 1927-28	1,357	Net Revenue realized during 1927-28 as per No. 3	—267
On Rs. 40,812 outlay to end of the year 1916-17 at the average rate 3.3252 per cent. ..	Rs. 1,357	Total Net Revenue realized to end of the year as per No. 3	—25,772
		Balance net interest charges ..	1,20,216
Total ..	94,444	Total ..	94,444

No. 5.—Account of Indirect Charges for, and to end of, year 1927-28.

Particulars.	Previous.	1927-28.	Total.	Particulars.	Previous.	1927-28.	Total.
	Rs.	Rs.	Rs.		Rs.	Rs.	Rs.
CAPITAL ACCOUNT.	REVENUE ACCOUNT.			
				1. Capitalized abatement of Land Revenue
				2. Leave and Pension Allowances..	2,684	..	2,684
				3. Audit and Accounts Establishment ..	30	5	35
	Total ..	2,714	5	2,719

CHIKLI CANAL.

CANAL PROJECT.

No. 3.—Revenue Account for, and to end of, 1927-28.

Receipts.	TOTAL.			Charges.	TOTAL.		
	Previous.	1927-28.	Total.		Previous.	1927-28.	Total.
	Rs.	Rs.	Rs.		Rs.	Rs.	Rs.
I.—DIRECT RECEIPTS.				I.—EXTENSIONS AND IMPROVEMENTS.			
1. Water-rates from Irrigation ..	75,706	1,451	77,157				
3. Sales of water ..	3	..	3	1. Head Works..	1,516	..	1,516
5. Plantations ..	7,211	.. 289	7,500	2. Main Canals and Branches ..	2,172	..	2,172
6. Other canal produce ..							
9. Rents of buildings ..	50	..	50	Total ..	3,688	..	3,688
11. Miscellaneous receipts ..	80	7	87				
12. Deduct refunds.	57	..	57	II.—MAINTENANCE AND REPAIRS.			
Total ..	82,993	1,747	84,740	1. Head Works..	1,711	236	1,947
II.—INDIRECT RECEIPTS.				2. Main Canals and Branches ..	36,669	481	37,150
Irrigation share of Land Revenue collected in the Civil Department.	Total ..	38,380	717	39,097
				III.—COMPENSATION.
				IV.—ESTABLISHMENT.			
				1 and 2. Direction and Accounts. } 3. Executive .. }	24,933	457	25,390
				V.—TOOLS AND PLANT ..	762	32	794
Total Receipts ..	82,993	1,747	84,740	Pensionary charges.	39	64	103
Carried over ..	82,993	1,747	84,740	Carried over ..	67,802	1,270	69,072

PUBLIC WORKS DEPARTMENT, IRRIGATION BRANCH.

CHIKLI CANAL.

CANAL PROJECT.

No. 3.—Revenue Account for, and to end of, 1927-28.

Receipts.	TOTAL.			Charges.	TOTAL.		
	Previous.	1927-28.	Total.		Previous.	1927-28.	Total.
Brought over ..	Rs. 82,993	Rs. 1,747	Rs. 84,740	Brought over ..	Rs. 67,802	Rs. 1,270	Rs. 69,072
				VI.—REFUNDS OF REVENUE.	158	..	158
				Total ..	67,960	1,270	69,230
				Share of Collection Charges in the Civil Department. }	3,778 -114	44 -146	3,822 (a)—260
				Total Direct Charges ..	71,624	1,168	72,792
				Indirect Charges debitable to Revenue Account as per Account No. 5 ..	4,051	7	4,058
				Total Charges ..	75,675	1,175	76,850
				Balance Net Revenue ..	7,318	572	7,890
GRAND TOTAL ..	82,993	1,747	84,740	GRAND TOTAL ..	82,993	1,747	84,740

N.B.—Last Capital Account detailed in the Administrative Accounts for 1882-83.

Construction Estimate closed on 31st March 1882—vide G. R. No. 1411, dated 12th September 1893.

Completion Report approved in G. R. No. 489, dated 15th March 1895.

(a) Write-back of excess collection charges according to G. R., P. W. D., No. 9532, dated 14th August 1928.

CHIKLI CANAL.

CANAL PROJECT.

No. 4.—Interest Account for, and to end of, 1927-28.

	Amount Rs.		Amount. Rs.
Total interest charges to end of 1926-27	1,17,646	Net Revenue realized to end of 1926-27 as per No. 3	7,318
Interest charges for the year 1927-28	1,789	Net Revenue realized during 1927-28 as per No. 3	572
On Rs. 53,803 outlay to end of the year 1916-17 at the average rate 3.3252 per cent. ..	Rs. 1,789	Total Net Revenue realized to end of the year as per No. 3	7,890
		Balance net interest charges ..	1,11,545
Total ..	1,19,435	Total ..	1,19,435

No. 5.—Account of Indirect Charges for, and to end of, year 1927-28

Particulars.	Previous.	1927-28.	Total.	Particulars.	Previous.	1927-28.	Total.
	Rs.	Rs.	Rs.		Rs.	Rs.	Rs.
CAPITAL ACCOUNT.				REVENUE ACCOUNT.			
				1. Capitalized abatement of Land Revenue
				2. Leave and Pension Allowances ..	3,995	..	3,995
				3. Audit and Accounts Establishment ..	56	7	63
Total	Total ..	4,051	7	4,058

HATHMATI AND KHARICUT CANAL.

CANAL PROJECT.

No. 3.—Revenue Account for, and to end of, 1927-28.

Receipts.	TOTAL.			Charges.	TOTAL.		
	Previous.	1927-28.	Total.		Previous.	1927-28.	Total.
	Rs.	Rs.	Rs.		Rs.	Rs.	Rs.
I.—DIRECT RECEIPTS.				I.—EXTENSIONS AND IMPROVEMENTS.			
1. Water-rates from Irrigation ..	12,70,779	33,073	13,03,852	1. Head Works ..	40,562	..	40,562
3. Sales of water ..	1,745	..	1,745	2. Main Canals and Branches ..	79,673	12,398	92,071
4. Water-supply of towns ..	3,596	19	3,615	3. Distributaries ..	7,249	..	7,249
5. Plantations				
6. Other canal produce ..	1,06,802	5,257	1,12,059	Total ..	1,27,484	12,398	1,39,882
9. Rents of buildings ..	41	7	48	II.—MAINTENANCE AND REPAIRS.			
10. Fines ..	359	..	359	1. Head Works ..	1,23,265	7,466	1,30,731
11. Miscellaneous receipts ..	43,684	5,141	48,825	2. Main Canals and Branches ..	4,30,782	19,315	4,50,097
12. Deduct—Refunds ..	573	23	596	3. Distributaries ..	1,15,973	10,006	1,25,979
				4. Drainage and Protective Works.	4,663	208	4,871
				Total ..	6,74,683	36,995	7,11,678
Total ..	14,26,433	43,474	14,69,907	III.—COMPENSATION ..	3,615	..	3,615
II.—INDIRECT RECEIPTS.				IV.—ESTABLISHMENT.			
Irrigation share of Land Revenue collected in the Civil Department	1 and 2. Direction and Accounts ..	2,75,275	10,004	2,85,279
				3. Executive
				V.—TOOLS AND PLANT ..	12,777	899	13,676
Total, Receipts ..	14,26,433	43,474	14,69,907	Pensionary charges ..	1,287	1,401	2,688
Carried over ..	14,26,433	43,474	14,69,907	Carried over ..	10,95,121	61,697	11,56,818

ADMINISTRATIVE ACCOUNTS FOR THE YEAR 1927-28.

139

HATHMATI AND KHARICUT CANAL.

CANAL PROJECT.

No. 3.—Revenue Account for, and to end of, 1927-28.

Receipts.	TOTAL.			Charges.	TOTAL.		
	Previous.	1927-28.	Total.		Previous.	1927-28.	Total.
	Rs.	Rs.	Rs.		Rs.	Rs.	Rs.
Brought forward ..	14,26,433	43,474	14,69,907	Brought forward..	10,95,121	61,697	11,56,818
				Profit and Loss ..	186	..	186
				VI.—REFUNDS OF REVENUE..	3,854	..	3,854
				Total ..	10,99,161	61,697	11,60,858
				Share of collection charges in the Civil Department.	{ -2,254 63,277	{ -4,775 992	(a)-7,029 64,269
				Total, Direct Charges ..	11,60,184	57,914	12,18,098
				Indirect charges debitable to Revenue Account as per Account No. 5 ..	41,634	494	42,128
				Total, Charges ..	12,01,818	58,408	12,60,226
				Balance Net Revenue ..	2,24,615	-14,934	2,09,681
GRAND TOTAL ..	14,26,433	43,474	14,69,907	GRAND TOTAL ..	14,26,433	43,474	14,69,907

N.B.—Last Capital Account detailed in the Administrative Accounts for 1922-23.

Construction Estimate of the Hathmati Canal closed in 1883-84 and that of the Kharicut Canal closed on 31st March 1893—vide G. R. No. 2902 of 10th December 1907.

Completion Report of the Kharicut Canal approved in G. R. No. 683 of 16th April 1894.

(a) Write-back of excess collection charges according to G. R., P. W. D., No. 9532, dated 14th August 1928

HATHMATI AND KHARICUT CANAL.

CANAL PROJECT.

No. 4.—Interest Account for, and to end of, 1927-28.

	Amount. Rs.		Amount. Rs.
Total interest charges to end of 1926-27	14,39,875	Net Revenue realized to end of 1926-27 as per No. 3	2,24,615
Interest charges for the year 1927-28	41,411	Net Revenue realized during 1927-28 as per No. 3	-14,934
On Rs. 12,40,983 outlay to end of the year 1916-17 at the average rate 3.3,252 per cent. ..	41,265	Total, Net revenue realized to end of the year as per No. 3	2,09,681
On subsequent outlay Rs. 2,665 at the flat rate 5.49 per cent. ..	146	Balance net interest charges	12,71,605
Total ..	14,81,286	Total ..	14,81,286

No. 5.—Account of Indirect Charges for, and to end of, 1927-28.

Particulars.	Previous.	1927-28.	Total.	Particulars.	Previous.	1927-28.	Total.
	Rs.	Rs.			Rs.	Rs.	
CAPITAL ACCOUNT.		Nil.		REVENUE ACCOUNT.			
				1. Capitalized abatement of Land Revenue ..	825	..	825
				2. Leave and Pension Allowances ..	38,886	..	38,886
				3. Audit and Accounts Establishment ..	1,923	494	2,417
Total	Total ..	41,634	494	42,128

DAMBAL TANK.

TANK PROJECT.

No. 3.—Revenue Account for, and to end of, 1927-28.

Receipts.	TOTAL.			Charges.	TOTAL.		
	Previous.	1927-28.	Total.		Previous.	1927-28.	Total.
	Rs.	Rs.	Rs.		Rs.	Rs.	Rs.
I. DIRECT RECEIPTS.				I.—EXTENSIONS AND IMPROVEMENTS.			
1. Water-rates from Irrigation ..	26,400	1,069	27,469	1. Head Works ..	634	..	634
5. Plantations ..	17,869	..	18,125	Total ..	634	..	634
6. Other canal produce ..		256					
11. Miscellaneous receipts ..	3,112	1,040	4,152				
12. Deduct—Refunds.	II.—MAINTENANCE AND REPAIRS.			
Total ..	47,381	2,365	49,746	1. Head Works ..	15,298	200	15,498
I.—INDIRECT RECEIPTS.				2. Main Canals and Branches ..	5,255	..	5,255
Irrigation share of Land Revenue collected in the Civil Department.	40,426	916	41,342	3. Distributaries.	670	..	670
				Total ..	21,223	200	21,423
				IV.—ESTABLISHMENT.			
				1 and 2. Direction and Accounts	21,808	337	22,145
				3. Executive ..			
				V.—TOOLS AND PLANT ..	332	5	337
Total ..	40,426	916	41,342	Pensionary charges.	45	47	92
Total, Receipts ..	87,807	3,281	91,088	Carried over ..	44,042	589	44,631
Carried over ..	87,807	3,281	91,088				

DAMBAL TANK.

TANK PROJECT.

No. 3.—Revenue Account for, and to end of, 1927-28.

Receipts.	TOTAL.			Charges.	TOTAL.		
	Previous.	1927-28.	Total.		Previous.	1927-28.	Total.
	Rs.	Rs.	Rs.		Rs.	Rs.	Rs.
Brought over ..	87,807	3,281	91,088	Brought over ..	44,042	589	44,631
				VI.—REFUNDS OF REVENUE ..	126	..	126
				Total ..	44,168	589	44,757
				Share of Collection Charges in the Civil Department. }	-68 5,537	-102 124	(a)—170 5,661
				Total, Direct Charges ..	49,637	611	50,248
				Indirect Charges debitable to Revenue Account as per Account No. 5 ..	3,175	2	3,177
				Total Charges ..	52,812	613	53,425
				Balance Net Revenue ..	34,995	2,668	37,663
GRAND TOTAL ..	87,807	3,281	91,088	GRAND TOTAL ..	87,807	3,281	91,038

N.B.—Last Capital Account detailed in the Administrative Accounts for 1885-86.
Construction Estimate closed on 31st March 1886—vide G.R. No. 1411, dated 12th September 1893.
Completion Report approved in G.R. No. 1138, dated 16th July 1894.

(a) Write-back of excess collection charges according to G. R. P. W. D. No. 9533, dated 14th August 1928.

DAMBAL TANK.

TANK PROJECT.

No. 4.—Interest Account for, and to end of, 1927-28.

	Amount. Rs.		Amount. Rs.
Total interest charges to end of 1926-27	1,12,312	Net Revenue realized to end of 1926-27 as per No. 3 ..	34,995
Interest charges for the year 1927-28	2,023	Net Revenue realized during 1927-28 as per No. 3 ..	2,668
On Rs. 60,847 outlay to end of the year 1916-17 at the average rate 3.3252 per cent. ..Rs. 2,023		Total Net Revenue realized to end of the year as per No. 3	37,663
		Balance net interest charges ..	76,672
Total ..	1,14,335	Total ..	1,14,335

No. 5.—Account of Indirect Charges for, and to end of, 1927-28.

Particulars.	Previous.	1927-28.	Total.	Particulars.	Previous.	1927-28.	Total.
	Rs.	Rs.	Rs.		Rs.	Rs.	Rs.
CAPITAL ACCOUNT.		Nil.		REVENUE ACCOUNT.			
				1. Capitalized abatement of Land Revenue ..	124	..	124
				2. Leave and Pension Allowances ..	3,016	..	3,016
				3. Audit and Accounts Establishment ..	35	2	37
				Total ..	3,175	2	3,177

MEDLERI TANK.

TANK PROJECT.

No. 3.—Revenue Account for, and to end of, 1927-28.

Receipts.	TOTAL.			Charges.	TOTAL.		
	Previous.	1927-28.	Total.		Previous.	1927-28.	Total.
	Rs.	Rs.	Rs.		Rs.	Rs.	Rs.
I.—DIRECT RECEIPTS.				I.—EXTENSIONS AND IMPROVEMENTS.			
1. Water-rates from Irrigation.	23,936	707	24,643	1. Head Works ..	141	..	141
5. Plantations ..	2,744	275	3,019	Total ..	141	..	141
6. Other canal produce.							
11. Miscellaneous receipts ..	215	30	245	II.—MAINTENANCE AND REPAIRS.			
12. Deduct—Refunds	1. Head Works ..	15,086	972	16,058
Total ..	26,895	1,012	27,907	2. Main Canals and Branches ..	2,925	..	2,925
II.—INDIRECT RECEIPTS.				3. Distributaries..	2,191	..	2,191
Irrigation share of Land Revenue collected in the Civil Department	Total ..	20,202	972	21,174
				IV.—ESTABLISHMENT.			
				1 and 2. Direction and Accounts	19,419	1,642	21,061
				3. Executive ..			
				Total ..	19,419	1,642	21,061
				V.—TOOLS AND PLANT ..	221	23	244
Total, Receipts ..	26,895	1,012	27,907	Pensionary charges	200	230	430
Carried over ..	26,895	1,012	27,907	Carried over ..	40,183	2,867	43,050

MEDLERI TANK.

TANK PROJECT.

No. 3.—Revenue Account for, and to end of, 1927-28.

Receipts.	TOTAL			Charges.	TOTAL		
	Previous.	1927-28.	Total.		Previous.	1927-28.	Total.
	Rs.	Rs.	Rs.		Rs.	Rs.	Rs.
Brought forward ..	26,895	1,012	27,907	Brought forward..	40,183	2,867	43,050
				VI.—REFUNDS OF REVENUE..	299	..	299
				Total ..	40,482	2,867	43,349
				Share of Collection Charges in the Civil Department. {	-45	-72	-117(a)
					1,192	21	1,213
				Total, Direct Charges ..	41,629	2,816	44,445
				Indirect Charges debitable to Revenue Account as per Account No. 5 ..	2,555	10	2,565
				Total, Charges ..	44,184	2,826	47,010
				Balance Net Revenue ..	-17,289	-1,814	-19,103
GRAND TOTAL ..	26,895	1,012	27,907	GRAND TOTAL ..	26,895	1,012	27,907

N.B.—Last Capital Account detailed in the Administrative Accounts for 1885-86. Construction Estimate closed on 31st March 1886, *vide* G. R. No. 1411, dated 12th September 1893. Completion Report approved in G. R. No. 1138, dated 16th July 1894.

(a) Write-back of excess collection charges according to G. R., P. W. D., No. 9532, dated 14th August 1928.

MEDLERI TANK.

TANK PROJECT.

No. 4.—Interest Account for, and to end of, 1927-28.

	Amount. Rs.		Amount. Rs.
Total interest charges to end of 1926-27	1,35,328	Net Revenue realized to end of 1926-27 as per No. 3	-17,289
Interest charges for the year 1927-28	2,605	Net Revenue realized during 1926-27 as per No. 3.. ..	-1,814
On Rs. 78,354 outlay to end of the year 1916-17 at the average rate 3.3252 per cent. ..	Rs. 2,605	Total Net Revenue realized to end of the year as per No. 3	-19,103
		Balance net interest charges ..	1,57,036
Total ..	1,37,933	Total ..	1,37,933

No. 5.—Account of Indirect Charges for, and to end of, 1927-28.

Particulars.	Previous.	1927-28.	Total.	Particulars.	Previous.	1927-28.	Amount.
	Rs.	Rs.	Rs.		Rs.	Rs.	Rs.
CAPITAL ACCOUNT.		Nil.		REVENUE ACCOUNT.			
				1. Capitalized abatement of Land Revenue
				2. Leave and Pension Allowances ..	2,517	..	2,517
				3. Audit and Accounts Establishment ..	38	10	48
				Total ..	2,555	10	2,565

HARTALA TANK.

TANK PROJECT.

No. 3.—Revenue Account for, and to end of, 1927-28.

Receipts.	TOTAL.			Charges.	TOTAL.		
	Previous.	1927-28.	Total.		Previous.	1927-28.	Total.
	Rs.	Rs.	Rs.		Rs.	Rs.	Rs.
I.—DIRECT RECEIPTS.				I.—EXTENSIONS AND IMPROVEMENTS.			
1. Water-rates from Irrigation ..	18,739	137	18,876	1. Head Works ..	5,011	..	5,011
3. Sales of water ..	140	..	140	2. Main Canals and Branches ..	584	..	584
5. Plantations ..	287	..	287				
6. Other canal produce ..	15,437	320	15,757				
10. Fines ..	260	..	260	Total ..	5,595	..	5,595
11. Miscellaneous receipts ..	22,207	247	22,454				
				II.—MAINTENANCE AND REPAIRS.			
				1. Head Works ..	6,894	23	6,917
				2. Main Canals and Branches ..	2,671	477	3,148
				3. Distributaries..	1,364	..	1,364
Total ..	57,070	704	57,774				
				Total ..	10,929	500	11,429
II.—INDIRECT RECEIPTS.							
Irrigation share of Land Revenue collected in the Civil Department.	IV.—ESTABLISHMENT.			
				1 and 2. Direction and Accounts ..	10,906	319	11,225
				3. Executive ..			
				V.—TOOLS AND PLANT ..	329	22	351
Total, Receipts ..	57,070	704	57,774	Pensionary charges.	42	45	87
Carried over ..	57,070	704	57,774	Carried over ..	27,801	886	28,687

PUBLIC WORKS DEPARTMENT, IRRIGATION BRANCH.

HARTALA TANK.

TANK PROJECT.

No. 3.—Revenue Account for, and to end of, 1927-28.

Receipts.	TOTAL			Charges.	TOTAL.		
	Previous.	1927-28.	Total.		Previous.	1927-28	Total.
Brought forward ..	Rs. 57,070	Rs. 704	Rs. 57,774	Brought forward..	Rs. 27,801	Rs. 836	Rs. 28,687
				VI.—REFUNDS OF REVENUE ..	2,957	..	2,957
				Total ..	30,758	886	31,644
				Share of collection charges in the Civil Department. {	-50 1,813	-37 11	-87(a) 1,824
				Total, Direct Charges ..	32,521	860	33,381
				Indirect Charges debitable to Re- venue Account as per Account No. 5.	1,534	5	1,539
				Total, Charges ..	34,055	865	34,920
				Balance Net Revenue ..	23,015	-161	22,854
GRAND TOTAL ..	57,070	704	57,774	GRAND TOTAL ..	57,070	704	57,774

N.B.—Last Capital Account detailed in the Administrative Accounts for 1886-87.

Construction Estimate closed on 31st March 1887—*vide* G. R. No. 1411, dated 12th September 1893.

Completion Report approved in G. R. No. 1224, dated 31st July 1894.

(a) Write-back of excess collection charges according to G. R., P. W. D., No. 9532, dated 14th August 1928.

HARTALA TANK.

TANK PROJECT.

No. 4.—Interest Account for, and to end of, 1927-28.

	Amount. Rs.		Amount. Rs.
Total interest charges to end of 1926-27	98,730	Net Revenue realized to end of 1926-27 as per No. 3	23,015
Interest charges for the year 1927-28	1,594	Net Revenue realized during 1927-28 as per No. 3	—161
On Rs. 47,948 outlay to end of the year 1916-17 at the average rate 3·3252 per cent. ..	Rs. 1,594	Total, Net Revenue realized to end of the year as per No. 3	22,854
		Balance net interest charges ..	77,470
Total ..	1,00,324	Total ..	1,00,324

No. 5.—Account of Indirect Charges for, and to end of, 1927-28.

Particulars.	Previous.	1927-28.	Total.	Particulars.	Previous.	1927-28.	Total.
	Rs.	Rs.	Rs.		Rs.	Rs.	Rs.
CAPITAL ACCOUNT.	REVENUE ACCOUNT.			
				1. Capitalized abatement of Land Revenue
				2. Leave and Pension Allowances ..	1,500	..	1,500
				3. Audit and Accounts Establishment ..	34	5	39
Total	Total ..	1,534	5	1,539

MHASWA TANK.

TANK PROJECT.

No. 3.—Revenue Account for, and to end of, 1927-28.

Receipts.	TOTAL.			Charges.	TOTAL.		
	Previous.	1927-28.	Total.		Previous.	1927-28.	Total.
	Rs.	Rs.	Rs.		Rs.	Rs.	Rs.
I.—DIRECT RECEIPTS.				I.—EXTENSIONS AND IMPROVEMENTS.			
1. Water-rates from Irrigation ..	38,548	2,288	40,836	1. Head Works ..	6,774	..	6,774
3. Sales of water ..	14	..	14	2. Main Canals and Branches ..	4,037	..	4,037
5. Plantations ..	14,206	19	14,732	3. Distributaries	586	..	586
6. Other canal produce ..		507					
9. Rents of buildings ..	154	..	154				
10. Fines ..	5	..	5	Total ..	11,397	..	11,397
11. Miscellaneous receipts ..	20,106	303	20,409				
12. Deduct—Refunds ..	1	..	1	II.—MAINTENANCE AND REPAIRS.			
				1. Head Works ..	4,358	319	4,677
				2. Main Canals and Branches ..	12,068	680	12,748
Total ..	73,032	3,117	76,149	3. Distributaries ..	16,559	..	16,559
				Total ..	32,985	999	33,984
II.—INDIRECT RECEIPTS.							
Irrigation share of Land Revenue collected in the Civil Department.	IV.—ESTABLISHMENT.			
				1 and 2. Direction and Accounts ..	31,437	628	32,075
				3. Executive ..			
				V.—TOOLS AND PLANT ..	1,525	44	1,569
Total, Receipts ..	73,032	3,117	76,149	Pensionary charges.	84	89	173
Carried over ..	73,032	3,117	76,149	Carried over ..	77,428	1,770	79,198

ADMINISTRATIVE ACCOUNTS FOR THE YEAR 1927-28.

151

MHASWA TANK.

TANK PROJECT.

No. 3.—Revenue Account for, and to end of, 1927-28.

Receipts.	TOTAL.			Charges.	TOTAL.		
	Previous.	1927-28.	Total.		Previous.	1927-28.	Total.
	Rs.	Rs.	Rs.		Rs.	Rs.	Rs.
Brought forward ..	73,032	3,117	76,149	Brought forward ..	77,428	1,770	79,198
				Profit and Loss ..	149	..	149
				VI.—REFUNDS OF REVENUE ..	212	..	212
				Total ..	77,789	1,770	79,559
				Share of collection charges in the Civil Department. {	-60 1,926	-92 69	-152(a) 1,995
				Total, Direct Charges ..	79,655	1,747	81,402
				Indirect Charges debitable to Revenue Account as per Account No. 5 ..	4,666	10	4,676
				Total Charges ..	84,321	1,757	86,078
				Balance Net Revenue ..	-11,289	1,360	-9,929
GRAND TOTAL ..	73,032	3,117	76,149	GRAND TOTAL ..	73,032	3,117	76,149

N.B.—Last Capital Account detailed in the Administrative Accounts for 1893-94.

Construction Estimate closed on 31st March 1887, vide G. R. No. 1411, dated 12th September 1893.

Completion Report approved in G. R. No. 1224, dated 31st July 1894.

(a) Write-back of excess collection charges according to G. R., P. W. D., No. 9532, dated 14th August 1928.

MHASWA TANK.

TANK PROJECT.

No. 4.—Interest Account for, and to end of, 1927-28.

	Amount Rs.		Amount Rs.
Total interest charges to end of 1926-27	2,41,318	Net Revenue realized to end of 1926-27 as per No. 3	-11,289
Interest charges for the year 1927-28	4,282	Net Revenue realized during 1927-28 as per No. 3	1,360
On Rs. 1,28,781 outlay to end of the year 1916-17 at the average rate 3.3252 per cent. ..	4,282	Total Net Revenue realized to end of the year as per No. 3	-9,929
		Balance net interest charges	2,55,529
Total	2,45,600	Total	2,45,600

No. 5.—Account of Indirect Charges for, and to end of, 1927-28.

Particulars.	Previous.	1927-28.	Total.	Particulars.	Previous.	1927-28.	Total.
CAPITAL ACCOUNT.	Rs. ..	Rs. ..	Rs. ..	REVENUE ACCOUNT.	Rs.	Rs.	Rs.
				1. Capitalized abatement of Land Revenue ..	120	..	120
				2. Leave and Pension Allowances ..	4,477	..	4,477
				3. Audit and Accounts Establishment ..	69	10	79
	Total ..	4,666	10	4,676

MADAG TANK.

TANK PROJECT.

No. 3.—Revenue Account for, and to end of, 1927-28.

Receipts.	TOTAL.			Charges.	TOTAL.		
	Previous.	1927-28.	Total.		Previous.	1927-28.	Total.
	Rs.	Rs.	Rs.		Rs.	Rs.	Rs.
I.—DIRECT RECEIPTS.				I.—EXTENSIONS AND IMPROVEMENTS.			
1. Water-rates from Irrigation ..	1,22,778	1,853	1,24,631	2. Main Canals and Branches ..	1,537	..	1,537
5. Plantations ..	9,737	..	10,057	Total ..	1,537	..	1,537
6. Other cane produce ..		320					
1. Miscellaneous receipts ..	438	12	450				
Total ..	1,32,953	2,185	1,35,138	II.—MAINTENANCE AND REPAIRS.			
II.—INDIRECT RECEIPTS.				1. Head Works ..	3,965	639	4,604
Irrigation share of Land Revenue collected in the Civil Department	2. Main Canals and Branches ..	53,362	..	53,362
				Total ..	57,327	639	57,966
				III.—COMPENSATION
				IV.—ESTABLISHMENT.			
				1 and 2. Direction and Accounts } 3. Executive ..	44,567	1,082	45,649
				V.—TOOLS AND PLANT ..	862	15	87
Total, Receipts ..	1,32,953	2,185	1,35,138	Pensionary charges	142	152	29
Carried over ..	1,32,953	2,185	1,35,138	Carried over ..	1,04,435	1,888	1,06,32

MADAG TANK.

TANK PROJECT.

No. 3.—Revenue Account for, and to end of, 1927-28.

Receipts.	TOTAL.			Charges.	TOTAL.		
	Previous.	1927-28.	Total.		Previous.	1927-28.	Total.
	Rs.	Rs.	Rs.		Rs.	Rs.	Rs.
Brought forward ..	1,32,953	2,185	1,35,138	Brought forward..	1,04,435	1,888	1,06,323
				VI.—REFUNDS OF REVENUE..
				Total ..	1,04,435	1,888	1,06,323
				Share of collection charges in the Civil Department. {	-200	-293	-493(a)
					6,054	56	6,110
				Total Direct Charges ..	1,10,289	1,651	1,11,940
				Indirect Charges debitable to Revenue Account as per Account No. 5 ..	6,772	6	6,778
				Total Charges ..	1,17,061	1,657	1,18,718
				Balance Net Revenue ..	15,892	528	16,420
GRAND TOTAL ..	1,32,953	2,185	1,35,138	GRAND TOTAL ..	1,32,953	2,185	1,35,138

N.B.—Last Capital Account detailed in the Administrative Accounts for 1888-89.
 .. Construction Estimate closed on 31st March 1889—vide G. R. No. 1411, dated 12th September 1893.
 .. Completion Report approved in G. R. No. 1138, dated 16th July 1894.
 (a) Write-back of excess collection charges as per G. R., P. W. D., No. 9532, dated 14th August 1928.

MADAG TANK.

TANK PROJECT.

No. 4.—Interest Account for, and to end of, 1927-28.

	Amount. Rs.		Amount. Rs.
Total interest charges to end of 1926-27	3,67,075	Net Revenue realized to end of 1926-27 as per No. 3	15,892
Interest charges for the year 1927-28	5,362	Net Revenue realized during 1927-28 as per No. 3	528
On Rs. 1,61,248 outlay to end of the year 1916-17 at the average rate 3.3252 per cent.	Rs. 5,362	Total Net Revenue realized to end of the year as per No. 3	16,420
		Balance net interest charges	3,56,017
Total	3,72,437	Total	3,72,437

No. 5.—Account of Indirect Charges for, and to end of, 1927-28.

Particulars.	Previous.	1927-28.	Total.	Particulars.	Previous.	1927-28.	Total.
	Rs.	Rs.	Rs.		Rs.	Rs.	Rs.
CAPITAL ACCOUNT.		Nil.		REVENUE ACCOUNT.			
				2. Leave and Pension Allowances	6,729	..	6,729
				3. Audit and Accounts Establishment	43	6	49
				Total	6,772	6	6,778

ASUNDI TANK.

TANK PROJECT.

No. 3.—Revenue Account for, and to end of, 1927-28.

Receipts.	TOTAL.			Charges.	TOTAL.		
	Previous.	1927-28.	Total.		Previous.	1927-28.	Total.
	Rs.	Rs.	Rs.		Rs.	Rs.	Rs.
I.—DIRECT RECEIPTS.				I.—EXTENSIONS AND IMPROVEMENTS.			
1. Water - rates from Irrigation ..	22,003	1,005	23,008				
5 Plantations ..	3,149	..	3,713	1. Head Works ..	219	..	219
6. Other canal produce ..		564					
10. Fines ..	19	..	19	Total ..	219	..	219
11. Miscellaneous receipts ..	69	..	69				
12. Deduct—Refunds				
Total ..	25,240	1,569	26,809	II.—MAINTENANCE AND REPAIRS.			
				1. Head Works ..	24,359	398	24,757
II.—INDIRECT RECEIPTS.				2. Main Canals and Branches ..	2,264	..	2,264
Irrigation share of Land Revenue collected in the Civil Department.	25,889	687	26,576	3. Distributaries ..	2,043	..	2,043
				Total ..	28,666	398	29,064
				III.—COMPENSATION
				IV.—ESTABLISHMENT.			
				1. and 2. Direction and Accounts. }	25,833	672	26,505
				3. Executive ..			
				V.—TOOLS AND PLANT ..	661	9	670
Total ..	25,889	687	26,576	Pensionary charges.	89	94	183
Total, Receipts ..	51,129	2,256	53,385	Carried over ..	55,468	1,173	56,641
Carried over ..	51,129	2,256	53,385				

ASUNDI TANK.

TANK PROJECT.

No. 3.—Revenue Account for, and to end of, 1927-28.

Receipts.	TOTAL.			Charges.	TOTAL.		
	Previous.	1927-28.	Total.		Previous.	1927-28.	Total.
	Rs.	Rs.	Rs.		Rs.	Rs.	Rs.
Brought forward ..	51,129	2,256	53,385	Brought forward ..	55,468	1,173	56,641
				VI.—REFUNDS OF REVENUE..
				Suspense Account..
				Total ..	55,468	1,173	56,641
				Share of collection charges in the Civil Department.	{ -41 3,700	{ -55 99	{ -96(a) 3,799
				Total, Direct Charges ..	59,127	1,217	60,344
				Indirect charges debitable to Revenue Account as per Account No. 5 ..	3,558	4	3,562
				Total, Charges ..	62,685	1,221	63,906
				Balance Net Revenue ..	-11,556	1,035	-10,521
GRAND TOTAL ..	51,129	2,256	53,385	GRAND TOTAL ..	51,129	2,256	53,385

N.B.—Last Capital Account detailed in the Administrative Accounts for 1889-90.

Construction Estimate closed on 31st March 1890—vide G. R. No. 1411, dated 12th September 1893.

Completion Report approved in G. R. No. 1138, dated 16th July 1894.

(a) Write-back of excess collection charges as per G. R., P. W. D., No. 9532, dated 14th August 1928.

ASUNDI TANK.

TANK PROJECT.

No. 4.—Interest Account for, and to end of, 1927-28.

	Amount. Rs.		Amount. Rs.
Total interest charges to end of 1926-27	99,554	Net Revenue realized to end of 1926-27 as per No. 3 ..	-11,556
Interest charges for the year 1927-28	2,020	Net Revenue realized during 1927-28 as per No. 3	1,035
On Rs. 60,741 outlay to end of the year 1916-17 at the average rate 3.3252 per cent. ..	2,020	Total, Net Revenue realized to end of the year as per No. 3.	-10,521
		Balance net interest charges ..	1,12,095
Total ..	1,01,574	Total ..	1,01,574

No. 5.—Account of Indirect Charges for, and to end of, 1927-28.

Particulars.	Previous.	1927-28.	Total.	Particulars.	Previous.	1927-28.	Total.
	Rs.	Rs.	Rs.		Rs.	Rs.	Rs.
CAPITAL ACCOUNT.		Nil.		REVENUE ACCOUNT.			
				1. Capitalized abatement of Land Revenue ..	9	..	9
				2. Leave and Pension Allowances ..	3,527	..	3,527
				3. Audit and Accounts Establishment	22	4	26
Total	Total ..	3,558	4	3,562

EKRUK TANK.

TANK PROJECT.

No. 3.—Revenue Account for, and to end of, 1927-28.

Receipts.	TOTAL.			Charges.	TOTAL.		
	Previous.	1927-28.	Total.		Previous.	1927-28.	Total.
	Rs.	Rs.	Rs.		Rs.	Rs.	Rs.
I.—DIRECT RECEIPTS.				I.—EXTENSIONS AND IMPROVEMENTS.			
1. Water-rates from Irrigation ..	9,25,516	20,076	9,45,592	1. Head Works ..	11,142	..	11,142
3. Sales of water ..	12,05,543	1,06,437	13,11,980	2. Main Canals and Branches ..	50,097	124	50,221
4. Water-supply of towns ..	2,66,390	..	2,66,390	3. Distributaries ..	1,075	..	1,075
5. Plantations				
6. Other canal produce ..	2,38,110	8,436	2,46,546				
7. Rents of buildings ..	1,352	9	1,361	Total ..	62,314	124	62,438
10. Fines ..	188	..	188				
11. Miscellaneous receipts ..	36,774	1,546	38,320	II.—MAINTENANCE AND REPAIRS.			
12. Deduct—Refunds ..	3,727	1,393	5,120	1. Head Works ..	1,09,354	2,470	1,11,824
Total ..	26,70,146	1,35,111	28,05,257	2. Main Canals and Branches ..	3,04,301	15,582	3,19,883
				3. Distributaries ..	8,165	..	8,165
				Total ..	4,21,820	18,052	4,39,872
II.—INDIRECT RECEIPTS.							
Irrigation share of Land Revenue collected in the Civil Department	III.—COMPENSATION ..	69	..	69
				IV.—ESTABLISHMENT.			
				1 and 2. Direction and Accounts. } ..	2,97,017	11,591	3,08,608
				3. Executive ..			
				V.—TOOLS AND PLANT ..	10,150	803	10,953
Total, Receipts ..	26,70,146	1,35,111	28,05,257	Pensionary charges.	943	1,623	2,566
Carried over ..	26,70,146	1,35,111	28,05,257	Carried over ..	7,92,313	32,193	8,24,506

EKRUK TANK.

TANK PROJECT.

No. 3.—Revenue Account for, and to end of, 1927-28.

Receipts.	TOTAL.			Charges.	TOTAL.		
	Previous.	1927-28.	Total.		Previous.	1927-28.	Total.
	Rs.	Rs.	Rs.		Rs.	Rs.	Rs.
Brought over ..	26,70,146	1,35,111	28,05,257	Brought over ..	7,92,313	32,193	8,24,506
				VI.—REFUNDS OF REVENUE.	1,157	..	1,157
				Suspense Account ..	— 71	..	— 71
				Total ..	7,93,399	32,193	8,25,592
				Share of collection charges in the Civil Department.	{ —8 280 88,413	{ —12 860 3,791	{ —21,140(a) 92,204
				Total, Direct Charges.	8,73,532	23,124	8,96,656
				Indirect Charges debitable to Revenue Account as per Account No. 5 ..	45,112	182	45,294
				Total, Charges ..	9,18,644	23,306	9,41,950
				Balance Net Revenue ..	17,51,502	1,11,805	18,63,307
GRAND TOTAL ..	26,70,146	1,35,111	28,05,257	GRAND TOTAL ..	26,70,146	1,35,111	28,05,257

N.B.—Last Capital Account detailed in the Administrative Accounts for 1895-96.

Construction Estimate closed on 31st March 1891—vide G. R. No. 1253, dated 8th July 1891.

(a) Write-back of excess collection charges as per G. R., P. W. D., No. 932, dated 14th August 1928.

EKRUK TANK.

TANK PROJECT.

No. 4.—Interest Account for, and to end of, 1927-28.

	Amount Rs.		Amount Rs.
Total interest charges to end of 1926-27	26,38,734	Net Revenue realized to end of 1926-27 as per No. 3 ..	17,51,502
Interest charges for the year 1927-28	40,837	Net Revenue realized during 1927-28 as per No. 3 ..	1,11,805
On Rs. 12,28,117 outlay to end of the year 1916-17 at the average rate 3.3,252 per cent.		Total Net Revenue realized to end of the year as per No. 3	18,63,307
		Balance net interest charges ...	8,16,264
Total ..	26,79,571	Total ..	26,79,571

No. 5.—Account of Indirect Charges for, and to end of, 1927-28.

Particulars.	Previous.	1927-28.	Total.	Particulars.	Previous.	1927-28.	Total.
CAPITAL ACCOUNT.	REVENUE ACCOUNT.	Rs.	Rs.	Rs.
				1. Capitalized abatement of Land Revenue
				2. Leave and Pension Allowances ..	44,615	..	44,615
				3. Audit and Accounts Establishment ..	497	182	679
Total	Total ..	45,112	182	45,294

MUCHKUNDI TANK.

TANK PROJECT.

No. 3.—Revenue Account for, and to end of, 1927-28.

Receipts.	TOTAL.			Charges.	TOTAL.		
	Previous.	1927-28.	Total.		Previous.	1927-28	Total.
	Rs.	Rs.	Rs.		Rs.	Rs.	Rs.
I.—DIRECT RECEIPTS.				I.—EXTENSIONS AND IMPROVEMENTS.			
1. Water-rates from Irrigation ..	6,616	—3,636	2,980	1. Head Works ..	410	..	410
3. Sales of water ..	1,530	—1,200	330	2. Main Canals and Branches ..	511	..	511
5. Plantations ..	18,040	1,050	19,090	Total ..	921	..	921
6. Other canal produce. }							
10. Fines ..	50	..	50				
11. Miscellaneous receipts ..	8,289	3,975	12,264	II.—MAINTENANCE AND REPAIRS.			
12. Deduct—Refunds ..	1	..	1	1. Head Works ..	5,084	..	5,084
Total ..	34,524	189	34,713	2. Main Canals and Branches ..	15,290	1,002	16,292
II.—INDIRECT RECEIPTS.				Total ..	20,374	1,002	21,376
Irrigation share of Land Revenue collected in the Civil Department.				
				IV.—ESTABLISHMENT.			
				1 and 2. Direction and Accounts ..	15,247	1,692	16,939
				3. Executive ..			
				V.—TOOLS AND PLANT ..	577	24	601
Total, Receipts ..	34,524	189	34,713	Pensionary charges.	176	237	413
Carried over ..	34,524	189	34,713	Carried over ..	37,295	2,955	40,250

MUCHKUNDI TANK.

TANK PROJECT.

No. 3.—Revenue Account for, and to end of, 1926-27.

Receipts.	TOTAL.			Charges.	TOTAL.		
	Previous.	1927-28.	Total.		Previous.	1927-28.	Total.
Brought over ..	Rs. 34,524	Rs. 189	Rs. 34,713	Brought over ..	Rs. 37,295	Rs. 2,955	Rs. 40,250
				VI.—REFUNDS OF REVENUE
				Total ..	37,295	2,955	40,250
				Share of Collection Charges in the Civil Department. {	..	-22	-22(a)
					316	-145	171
				Total, Direct Charges ..	37,611	2,788	40,399
				Indirect Charges debitable to Revenue Account as per Account No. 5 ..	2,044	10	2,054
				Total, Charges ..	39,655	2,798	42,453
				Balance Net Revenue ..	-5,131	-2,609	-7,740
GRAND TOTAL ..	34,524	189	34,713	GRAND TOTAL ..	34,524	189	34,713

N.B.—Last Capital Account detailed in the Administrative Accounts for 1890-91.

Construction Estimate closed on 31st March 1891, vide G. R. No. 1411, dated 12th September 1893.

Completion Report approved in G. R. No. 662, dated 12th April 1894.

(a) Write-back of excess collection charges as per G. R. P. W. D. No. 9532, dated 14th August 1928.

MUCHKUNDI TANK.

TANK PROJECT.

No. 4.—Interest Account for, and to end of, 1927-28.

	Amount. Rs.		Amount. Rs.
Total interest charges to end of 1926-27	2,32,317	Net Revenue realized to end of 1926-27 as per No. 3	—5,131
Interest charges for the year 1927-28 Rs.	4,663	Net Revenue realized during 1927-28 as per No. 3	—2,609
On Rs. 1,40,217 outlay to end of the year 1916-17 at the average rate 3-3252 per cent.	4,663	Total, Net Revenue realized to end of the year as per No. 3	—7,740
		Balance net interest charges	2,44,720
Total	2,36,980	Total	2,36,980

No. 5.—Account of Indirect Charges for, and to end of, 1927-28.

Particulars.	Previous.	1927-28.	Total.	Particulars.	Previous.	1927-28.	Total.
	Rs.	Rs.	Rs.		Rs.	Rs.	Rs.
CAPITAL ACCOUNT.		Nil.		REVENUE ACCOUNT.			
				1. Capitalized abatement of Land Revenue
				2. Leave and Pension Allowances	1,957	..	1,957
				3. Audit and Accounts Establishment	87	10	97
				Total	2,044	10	2,054

BHADALWADI TANK.

TANK PROJECT.

No. 3.—Revenue Account for, and to end of, 1927-28.

Receipts.	TOTAL.			Charges.	TOTAL.		
	Previous.	1927-28.	Total.		Previous.	1927-28.	Total.
	Rs.	Rs.	Rs.		Rs.	Rs.	Rs.
I.—DIRECT RECEIPTS.				I.—EXTENSIONS AND IMPROVEMENTS.			
1. Water rates from Irrigation ..	1,47,869	6,321	1,54,190	1. Head Works ..	1,092	..	1,092
3. Sales of water ..	18	..	18	2. Main Canals and Branches ..	1,997	..	1,997
5. Plantations ..	55	..	55	3. Distributaries..	158	..	158
6. Other canal produce ..	18,107	43	18,150				
10. Fines ..	91	..	91	Total ..	3,247	..	3,247
11. Miscellaneous receipts ..	3,517	..	3,517				
12. Deduct—Refunds ..	24	..	24	II.—MAINTENANCE AND REPAIRS.			
				1. Head Works ..	10,530	205	10,735
				2. Main Canals and Branches ..	764	..	764
				3. Distributaries..	42,660	1,870	44,530
Total ..	1,69,633	6,364	1,75,997	Total ..	53,954	2,075	56,029
II.—INDIRECT RECEIPTS.							
Irrigation share of Land Revenue collected in the Civil Department.	IV.—ESTABLISHMENT.			
				1 & 2. Direction and Accounts ..	51,227	2,691	53,918
				3. Executive ..			
				V.—TOOLS AND PLANT ..	2,501	32	2,533
Total, Receipts ..	1,69,633	6,364	1,75,997	Pensionery charges.	212	377	589
Carried over ..	1,69,633	6,364	1,75,997	Carried over ..	1,11,141	5,175	1,16,316

BHADALWADI TANK.

TANK PROJECT.

No. 3.—Revenue Account for, and to end of, 1927-28.

Receipts.	TOTAL.			Charges.	TOTAL.		
	Previous.	1927-28.	Total.		Previous.	1927-28.	Total.
	Rs.	Rs.	Rs.		Rs.	Rs.	Rs.
Brought forward ..	1,69,633	6,364	1,75,997	Brought forward ..	1,11,141	5,175	1,16,316
				VI.—REFUNDS OF REVENUE..	46	..	46
				Total ..	1,11,187	5,175	1,16,362
				Share of collection charges in the Civil Department.)	-366 7,346	-448 190	-814(a) 7,536
				Total Direct Charges ..	1,18,167	4,917	1,23,084
				Indirect Charges debitable to Revenue Account as per Account No. 5 ..	7,076	21	7,097
				Total Charges ..	1,25,243	4,938	1,30,181
				Balance Net Revenue ..	44,390	1,426	45,816
GRAND TOTAL ..	1,69,633	6,364	1,75,997	GRAND TOTAL ..	1,69,633	6,394	1,75,997

N.B.—Last Capital Account detailed in the Administrative Accounts for 1895-96.

Construction estimate closed on 31st March 1891—vide G. R. No. 1411, dated 12th September 1873.

Completion Report approved in G. R. No. 827, dated 17th May 1894.

Note.—Loss of Revenue due to concessions granted for wheat cultivation during the Rabi Season, 1916-17, vide G. R. No. A.I.—12327, dated 18th December 1917—Rs. 224.

(a) Write-back of excess collection charges according to G. R. P. W. D. No. 9532, dated 14th August 1928.

BHADALWADI TANK,

TANK PROJECT.

No. 4.—Interest Account for, and to end of, 1927-28.

	Amount.			Amount.	
	Rs.			Rs.	
Total interest charges to end of 1926-27	3,72,284		Net Revenue realized to end of 1926-27 as per No. 3	44,350	
Interest charges for the year 1927-28	7,087		Net Revenue realized during 1927-28 as per No. 3	1,426	
On Rs. 2,13,115 outlay to end of the year 1916-17 at the average rate 3.3252 per cent. ..	Rs. 7,087		Total Net Revenue realized to end of the year as per No. 3	45,816	
			Balance net interest charges ..	3,33,555	
Total ..	3,79,371		Total ..	3,79,371	

No. 5.—Account of Indirect Charges for, and to end of, 1927-28.

Particulars.	Previous.		1927-28.	Total.	Particulars.	Previous.		1927-28.	Total.
	Rs.	Rs.				Rs.	Rs.		
CAPITAL ACCOUNT.			Nil.		REVENUE ACCOUNT.				
					1. Capitalized abatement of Land Revenue
					2. Leave and Pension Allowances ..	6,965	..	6,965	
					3. Audit and Accounts Establishment ..	111	21	132	
Total		Total ..	7,076	21	7,097	

BHATODI TANK.

TANK PROJECT.

No. 3.—Revenue Account for, and to end of, 1927-28.

Receipts.	TOTAL.			Charges.	TOTAL.		
	Previous.	1927-28.	Total.		Previous.	1927-28.	Total.
	Rs.	Rs.	Rs.		Rs.	Rs.	Rs.
I.—DIRECT RECEIPTS.				I.—EXTENSIONS AND IMPROVEMENTS.			
1. Water rates from Irrigation ..	1,84,944	5,354	1,90,298	1. Head Works ..	10,477	..	10,477
3. Sales of water ..	16	..	16	2. Main Canals and Branches ..	9,684	..	9,684
5. Plantations ..	14,527	101	14,628				
6. Other canal produce ..							
9. Rents of buildings ..	232	6	238	Total ..	20,161	..	20,161
10. Fines ..	315	..	315	II.—MAINTENANCE AND REPAIRS.			
11. Miscellaneous receipts ..	41,117	2,244	43,361	1. Head Works ..	26,135	1,573	27,708
12. Deduct — R e - funds ..	17	..	17	2. Main Canals and Branches ..	85,901	922	86,823
				3. Distributaries ..	6,984	..	6,984
Total ..	2,41,134	7,705	2,48,839	Total ..	1,19,020	2,495	1,21,515
II.—INDIRECT RECEIPTS.				III.—COMPENSATION ..	9	..	9
Irrigation share of Land Revenue collected in the Civil Department. Revenue on lands irrigated by percolation as per G. R. No. 1757, dated 16th Oct. 1891 ..	62,854	2,668	65,522	IV.—ESTABLISHMENT.			
Increased Land Revenue as per G. R. No. 203, dated 30th March 1878 ..	7,448	146	7,594	1 & 2. Direction and Accounts ..	95,648	1,591	97,239
				3. Executive ..			
Total ..	70,302	2,814	73,116	V.—TOOLS AND PLANT ..	2,955	110	3,065
Total receipts ..	3,11,436	10,519	3,21,955	Pensionary charges.	136	223	359
Carried over ..	3,11,436	10,519	3,21,955	Carried over ..	2,37,929	4,419	2,42,348

ADMINISTRATIVE ACCOUNTS FOR THE YEAR 1927-28.

169

BHATODI TANK.

TANK PROJECT.

No. 3.—Revenue Account for, and to end of, 1927-28.

Receipts.	TOTAL.			Charges.	TOTAL.		
	Previous.	1927-28.	Total.		Previous.	1927-28.	Total.
	Rs.	Rs.	Rs.		Rs.	Rs.	Rs.
Brought forward ..	3,11,436	10,519	3,21,955	Brought forward ..	2,37,929	4,419	2,42,348
				VI.—REFUNDS OF REVENUE ..	1,265	..	1,265
				Total ..	2,39,194	4,419	2,43,613
				Share of Collection Charges in the Civil Department.	—346 15,969	—526 427	—872(c) 16,396
				Total, Direct Charges	2,54,817	4,320	2,59,137
				Indirect Charges debitable to Revenue Account as per Account No. 5 ..	13,906	25	13,931
				Total Charges ..	2,68,723	4,345	2,73,068
				Balance Net Revenue ..	42,713	6,174	48,887
GRAND TOTAL ..	3,11,436	10,519	3,21,955	GRAND TOTAL ..	3,11,436	10,519	3,21,955

N.B.—Last Capital Account detailed in the Administrative Accounts for 1891-92.

Construction Estimate closed on 31st March 1892, vide G. R. No. 1411, dated 12th September 1893.

Completion Report approved in G. R. No. 1797, dated 19th November 1894.

(a) Write-back of excess collection charges according to G.R. P.W.D. No. 9532, dated 14th August 1928,

BHATODI TANK.

TANK PROJECT.

No. 4.—Interest Account for, and to end of, 1927-28.

	Amount. Rs.		Amount. Rs.
Total interest charges to end of 1926-27	7,48,767	Net Revenue realised to end of 1926-27 as per No. 3	42,713
Interest charges for the year 1927-28	11,727	Net Revenue realised during 1927-28 as per No. 3	6,174
On Rs. 3,52,685 outlay Rs. to end of the year 1916-17 at the average rate 3.3252 per cent. .. 11,727		Total Net Revenue realised to end of the year as per No. 3	48,887
		Balance net interest charges	7,11,607
Total ..	7,60,494	Total ..	7,60,494

No. 5.—Account of Indirect Charges for, and to end of, year 1927-28.

Particulars.	Previous.	1927-28.	Total.	Particulars.	Previous.	1927-28.	Total.
CAPITAL ACCOUNT.	REVENUE ACCOUNT.	Rs.	Rs.	Rs.
				1. Capitalized abatement of Land Revenue ..	102	..	102
				2. Leave and Pension Allowances ..	13,577	..	13,577
				3. Audit and Accounts Establishment ..	227	25	252
	Total ..	13,906	25	13,931

KOREGAON TANK.

TANK PROJECT.

No. 3.—Revenue Account for, and to end of, 1927-28.

Receipts.	TOTAL.			Charges.	TOTAL.		
	Previous.	1927-28.	Total.		Previous.	1927-28.	Total.
	Rs.	Rs.	Rs.		Rs.	Rs.	Rs.
I.—DIRECT RECEIPTS.				I.—EXTENSIONS AND IMPROVEMENTS.			
1. Water-rates from Irrigation ..	48,594	1,798	50,392	1. Head Works ..	12,557	..	12,557
5. Plantations ..	3,549	..	3,854	2. Main Canals and Branches ..	539	..	539
6. Other canal produce ..		305		7	3. Distributaries..	7	..
9. Rents of buildings ..	1	..	1				
11. Miscellaneous receipts ..	487	6	493				
12. Deduct—Refunds ..	604	..	604	Total ..	13,103	..	13,103
Total ..	52,027	2,109	54,136	II.—MAINTENANCE AND REPAIRS.			
				1. Head Works ..	12,452	555	13,007
II.—INDIRECT RECEIPTS.				2. Main Canals and Branches ..	3,290	385	3,675
Irrigation share of Land Revenue collected in the Civil Department.	3,089	..	3,089	3. Distributaries..	11,814	383	12,197
Total ..	3,089	..	3,089	Total ..	27,556	1 23	28,879
				IV.—ESTABLISHMENT.			
				1 & 2. Direction and Accounts ..	25,414	843	26,257
				3. Executive ..			
Total ..	3,089	..	3,089	V.—TOOLS AND PLANT ..	1,161	59	1,220
Total, Receipts ..	55,116	2,109	57,225	Pensionary charges.	194	118	312
Carried over ..	55,116	2,109	57,225	Carried over ..	67,428	2,343	69,771

KOREGAON TANK.

TANK PROJECT.

No. 3.—Revenue Account for, and to end of, 1927-28.

Receipts.	TOTAL.			Charges.	TOTAL.		
	Previous.	1927-28	Total.		Previous.	1927-28.	Total.
Brought forward ..	Rs. 55,116	Rs. 2,109	s. 57,225	Brought forward ..	Rs. 67,428	Rs. 2,343	Rs. 69,771
				VI.—REFUNDS OF REVENUE ..	18	..	18
				Total ..	67,446	2,343	69,789
				Share of collection charges in the Civil Department.	—136 2,745	—139 54	—275 2,800
				Total, Direct Charges.	70,056	2,258	72,314
				Indirect charges debitable to Revenue Account as per Account No. 5 ..	3,460	13	3,473
				Total, Charges ..	73,516	2,271	75,787
				Balance Net Revenue ..	—18,400	—162	—18,562
GRAND TOTAL ..	55,116	2,109	57,225	GRAND TOTAL ..	55,116	2,109	57,225

N.B.—Last Capital Account detailed in the Administrative Accounts for 1890-91.
 Construction Estimate closed on 31st March 1892, vide G. R. No. 1411, dated 12th September 1893.
 Completion Report approved in G. R. No. 654, dated 11th April 1894.
 (a) Write-back of excess collection charges as per G.R. P.W.D. No. 9532, dated 14th August 1928.

KOREGAON TANK.

TANK PROJECT.

No. 4.—Interest Account for, and to end of, 1927-28.

	Amount.		Amount.
	Rs.		Rs.
Total interest charges to end of 1926-27	74,651	Net Revenue realized to end of 1926-27 as per No. 3 ..	-18,400
Interest charges for the year 1927-28 On Rs. 37,923 outlay to end of the year 1916-17 at the average rate 3.3252 per cent.	1,261	Net Revenue realized during 1927-28 as per No. 3 ..	-162
		Total Net Revenue realized to end of the year as per No. 3	-18,562
		Balance net interest charges ..	94,474
Total ..	75,912	Total ..	75,912

No. 5.—Account of Indirect Charges for, and to end of, 1927-28.

Particulars.	Previous.	1927-28.	Total.	Particulars.			
					Previous.	1927-28.	Total.
					Rs.	Rs.	Rs.
CAPITAL ACCOUNT.	REVENUE ACCOUNT.			
				1. Capitalized abatement of Land Revenue
				2. Leave and Pension Allowances	3,365	..	3,365
				3. Audit and Accounts Establishment ..	95	13	108
				Total ..	3,460	13	3,473

KRISHNA CANAL.

CANAL PROJECT.

No. 2.—Capital Account for, and to end of, 1927-28.

Heads of Account.	Direct Charges.			Cost of Construction as now estimated. (Construction estimate closed on 31st Mar. 1892.)	Expenditure against closed estimates.
	Previous.	1927-28.	Total.		
1	2	3	4	5	6
	Rs.	Rs.	Rs.	Rs.	Rs.
I.—WORKS.					
(1) HEAD WORKS.					
A. Preliminary Expenses ..	633	..	633	633	633
C. Works ..	2,05,761	..	2,05,761	2,07,072	1,45,889
K. Buildings ..	1,430	..	1,430	1,430	1,430
Total, Head Works ..	2,07,824	..	2,07,824	2,09,135	1,47,952
(2) MAIN CANALS AND BRANCHES.					
A. Preliminary Expenses ..	1,649	..	1,649	1,649	1,649
B. Land ..	16,740	..	16,740	16,740	16,740
D. Regulators ..	3,433	..	3,433	3,433	3,433
F. River and hill torrent works ..	1,95,671	..	1,95,671	1,95,671	1,95,671
G. Bridges ..	32,208	..	32,208	32,208	32,208
K. Buildings ..	12,100	..	12,100	12,100	12,100
L. Earth-work ..	2,32,717	..	2,32,717	2,32,717	2,32,717
M. Plantations ..	882	..	882	882	882
O. Miscellaneous ..	513	..	513	513	513
P. Maintenance ..	3,423	..	3,423	3,423	3,423
Total Main Canals and Branches ..	4,99,336	..	4,99,336	4,99,336	4,99,336
(3) DISTRIBUTARIES.					
B. Land ..	562	..	562	562	562
C. Works ..	16,279	..	16,279	16,279	16,279
L. Earth-work ..	12,442	..	12,442	12,442	12,442
M. Plantations ..	2,897	..	2,897	2,897	2,897
Total Distributaries ..	32,180	..	32,180	32,180	32,180
Total I.—Works ..	7,39,340	..	7,39,340	7,40,651	6,79,468
Carried over ..	7,39,340	..	7,39,340	7,40,651	6,79,468

KRISHNA CANAL.

CANAL PROJECT.

No. 2.—Capital Account for, and to end of, 1927-28.

Heads of Account.	Direct Charges.			Cost of Construction as now estimated. (Construction estimate closed on 31st Mar. 1892.)	Expenditure against closed estimates
	Previous.	1927-28.	Total.		
1	2	3	4	5	6
	Rs.	Rs.	Rs.	Rs.	Rs.
Brought forward ..	7,39,340	..	7,39,340	7,40,651	6,79,468
II—ESTABLISHMENT.					
1 and 2. Direction and Accounts ..	1,56,123	..	1,56,123	1,56,956	1,44,017
3. Executive ..					
Total Establishment ..	1,56,123	..	1,56,123	1,56,956	1,44,017
III.—TOOLS AND PLANT ..	2,738	..	2,738	2,692	1,789
Grand Total ..	8,98,201	..	8,98,201	9,00,299	8,25,274
V.—Less—Receipts on Capital Account	38	..	38
Net Outlay ..	8,98,163	..	8,98,163	9,00,299	8,25,274
<i>Apportionment.</i>					
Chargeable to 49—Irrigation ..	8,18,545	..	8,18,545	9,00,299	8,25,274
Chargeable to 43—Minor Works and Navigation ..	74,432	..	74,432		
Chargeable to 55—Construction of Irrigation Works ..	5,186	..	5,186		
Total ..	8,98,163	..	8,98,163	9,00,299	8,25,274

KRISHNA CANAL.

CANAL PROJECT.

No. 3.—Revenue Account for, and to end of, 1927-28.

Receipts.	TOTAL.			Charges.	TOTAL.		
	Previous.	1927-28.	Total.		Previous.	1927-28.	Total.
	Rs.	Rs.	Rs.		Rs.	Rs.	Rs.
I.—DIRECT RECEIPTS.				I.—EXTENSIONS AND IMPROVEMENTS.			
1. Water-rates from Irrigation ..	22,01,407	{ 50,236 (a) 1,624 }	22,53,267	1. Head Works.	2,906	..	2,906
3. Sales of water.	128	..	128	2. Main Canals and Branches ..	31,513	1,359	32,872
4. Water-supply of towns ..	6,232	..	6,232	3. Distributaries..	638	643	1,281
5. Plantations ..	90,855	{ .. 369 }	91,224	4. Drainage and Protective Works.
6. Other canal produce ..						Total ..	35,057
9. Rents of buildings ..	2,794	1	2,795	II.—MAINTENANCE AND REPAIRS.			
11. Miscellaneous receipts ..	457	..	457	1. Head Works ..	17,310	45	17,355
12. Deduct—Refunds ..	5,681	38	5,719	2. Main Canals and Branches ..	3,85,314	9,003	3,94,317
Total ..	22,96,192	52,192	23,48,384	3. Distributaries..	25,562	1,913	27,475
II.—INDIRECT RECEIPTS.				4. Drainage and Protective Works.	395	..	395
Irrigation share of Land Revenue collected in the Civil Department	Total ..	4,28,581	10,961	4,39,542
				III.—COMPENSATION ..	23,455	404	23,859
				IV.—ESTABLISHMENT.			
				1 and 2. Direction and Accounts } ..	2,87,881	8,267	2,96,148
				3. Executive ..			
				V.—TOOLS AND PLANT ..	8,773	573	9,346
Total Receipts ..	22,96,192	52,192	23,48,384	Pensionary charges.	1,061	1,157	2,218
Carried over ..	22,96,192	52,192	23,48,384	Carried over ..	7,84,808	23,364	8,08,172

KRISHNA CANAL.

CANAL PROJECT.

No. 3.—Revenue Account for, and to end of, 1927-28.

Receipts.	TOTAL.			Charges.	TOTAL.		
	Previous.	1927-28.	Total.		Previous.	1927-28.	Total.
	Rs.	Rs.	Rs.		Rs.	Rs.	Rs.
Brought forward..	22,96,192	52,192	23,48,384	Brought forward ..	7,84,808	23,364	8,08,172
(a) Amount adjusted by credit to water-rates and debit <i>per contra</i> on account of the following charges recovered by the Native States from water-rate collection—				Profit and Loss—			
Loss of assessment on account of land taken up for the Canals, debited to III.—Compensation—				VI.—REFUNDS OF REVENUE..	1,632	..	1,632
				Total ..	7,86,440	23,364	8,09,804
Sangli State .. 252				Share of Collection Charges in the Civil Department,	1,36,221	{ (a) 992 } { (a) 1,220 }	1,38,433
Pant Pratinidhi 152					—2,855	{ —4,188 }	—7,043 (b)
404				Total Direct charges ..	9,19,806	21,388	9,41,194
Collection charges—				Indirect Charges debitable to Revenue Account as per Account No. 5 ..	45,805	130	45,935
Pant Pratinidhi—				Total Charges ..	9,65,611	21,518	9,87,129
For recovery of water-rates 482				Balance Net Revenue ..	13,30,581	30,674	13,61,255
Sangli State—							
For recovery of water-rates 738				GRAND TOTAL ..	22,96,192	52,192	23,48,384
1,220							
Total .. 1,624							
GRAND TOTAL ..	22,96,192	52,192	23,48,384				

N. B.—Construction Estimate closed on 31st March 1892—*vide* G. R. No. 777, dated 14th May 1892. Completion Report approved in G. R. No. 49, dated 22nd January 1894.

(b) Write-back of excess collection charges according to G. R., P. W. D., No. 9532, dated 14th August 1928.

KRISHNA CANAL.

CANAL PROJECT.

No. 4.—Interest Account for, and to end of, 1927-28.

	Amount Rs.		Amount Rs.
Total interest charges to end of 1926-27	18,59,596	Net Revenue realized to end of 1926-27 as per No. 3 ..	13,30,581
Interest charges for the year 1927-28	29,979	Net Revenue realized during 1927-28 as per No. 3 ..	30,674
	Rs.		
On Rs. 8,92,960 outlay to end of the year 1916-17 at the average rate 3.3252 per cent. ..	29,693	Total Net Revenue realized to end of the year as per No. 3	13,61,255
On subsequent outlay Rs. 5,203 at the flat rate 5.49 per cent. ..	286	Balance net interest charges ..	5,28,320
Total ..	18,89,575	Total ..	18,89,575

No. 5.—Account of Indirect Charges for, and to end of, 1927-28.

Particulars.	Previous.	1927-28.	Total.	Particulars.	Previous.	1927-28.	Total.
	Rs.	Rs.	Rs.		Rs.	Rs.	Rs.
CAPITAL ACCOUNT.				REVENUE ACCOUNT.			
1. Capitalized abatement of Land Revenue ..	21,822	..	21,822	1. Capitalized abatement of Land Revenue ..	64	..	64
2. Leave and Pension Allowances ..	29,779	..	29,779	2. Leave and Pension Allowances ..	45,029	..	45,029
3. Audit and Accounts Establishment ..	43	..	43	3. Audit and Accounts Establishment ..	712	130	842
Total ..	51,644	..	51,644	Total ..	45,805	130	45,935

KRISHNA CANAL.

CANAL PROJECT.

No. 6.—Statement comparing Capital Cost to end of 1927-28 with sanctioned Estimates.

Particulars.	Charges against closed sanctions.			Current sanctions.			Total charges to date against old and current sanctions.
	Expenditure against construction Estimate.	Expenditure against open Capital sanctions.	Total.	Charges to date.	Amount of sanctioned Estimate.	Unspent balance of Estimate.	
1	2	3	4	5	6	7	8
	Rs.	Rs.	Rs.	Rs.	Rs.	Rs.	Rs.
DIRECT CHARGES.							
Works ..	6,60,941	18,527	6,79,468	59,872	61,183	1,311	7,39,340
Establishment ..	1,39,464	4,553	1,44,017	12,106	12,939	833	1,56,123
Tools and Plant ..	1,682	107	1,789	949	903	—46	2,738
Total ..	8,02,087	23,187	8,25,274	72,927	75,025	2,098	8,98,201
Less—Receipts on Capital Account	38	...	—38	38
Net Total ..	8,02,087	23,187	8,25,274	72,889	75,025	2,136	8,98,163
INDIRECT CHARGES.							
Capitalized abatement of Land Revenue ..	17,222	4,600	21,822	21,822
Leave and Pension Allowances ..	27,446	638	28,084	1,695	1,811	116	29,779
Audit and Accounts Establishment	34	34	9	...	—9	43
Total ..	44,668	5,272	49,940	1,704	1,811	107	51,644
GRAND TOTAL ..	8,46,755	28,459	8,75,214	74,593	76,836	2,243	9,49,807

Rs.

N.B.—Estimate sanctioned in Government of (P. W. D.) No. 333-I., dated 30th March 1916, communicated in Government Order (P. W. D.) No. W. I.—4725, dated 4th May 1916 76,836

UPPER MAN RIVER WORKS.

TANK PROJECT.

No. 3.—Revenue Account for, and to end of, 1927-28.

Receipts.	TOTAL.			Charges.	TOTAL.		
	Previous.	1927-28.	Total.		Previous.	1927-28.	Total.
	Rs.	Rs.	Rs.		Rs.	Rs.	Rs.
I.—DIRECT RECEIPTS.				—EXTENSIONS AND IMPROVEMENTS.			
1. Water-rates from Irrigation ..	1,74,047	4,722	1,78,769	1. Head Works..	23,556	..	23,556
3. Sales of water ..	6	..	6	2. Main Canals and Branches ..	12,963	..	12,963
5. Plantations ..	10,646	..	10,646	3. Distributaries ..	170	..	170
6. Other canal produce ..							
9. Rents of buildings ..	1,145	36	1,181	Total ..	36,689	..	36,689
10. Fines ..	3	..	3	II.—MAINTENANCE AND REPAIRS.			
11. Miscellaneous receipts ..	1,502	..	1,502	1. Head Works..	17,868	100	17,968
12. Deduct—Re-funds.	120	..	120	2. Main Canals and Branches ..	21,788	2,409	24,197
Total ..	1,87,229	4,758	1,91,987	3. Distributaries ..	75,614	16	75,630
				Total ..	1,15,270	2,525	1,17,795
II.—INDIRECT RECEIPTS				III.—COMPENSATION.			
Irrigation share of Land Revenue collected in the Civil Department.		1	..	1
				IV.—ESTABLISHMENT.			
				1 and 2. Direction and Accounts. }	76,095	1,610	77,705
				3. Executive .. }			
				V.—TOOLS AND PLANT ..	4,745	111	4,856
Total Receipts ..	1,87,229	4,758	1,91,987	Pensionary charges.	387	225	612
Carried over ..	1,87,229	4,758	1,91,987	Carried over..	2,33,187	4,471	2,37,658

UPPER MAN RIVER WORKS.

TANK PROJECT.

No. 3.—Revenue Account for, and to end of, 1927-28.

Receipts.	TOTAL.			Charges.	TOTAL.		
	Previous.	1927-28.	Total.		Previous.	1927-28.	Total.
Brought forward..	Rs. 1,87,229	Rs. 4,758	Rs. 1,91,987	Brought forward..	Rs. 2,33,187	Rs. 4,471	Rs. 2,37,658
				VI.—REFUNDS OF REVENUE..	167	..	167
				Total ..	2,33,354	4,471	2,37,825
				Share of Collection Charges in the Civil Department. }	—364 8,710	—305 142	—669(a) 8,852
				Total, Direct Charges ..	2,41,700	4,308	2,46,008
				Indirect Charges debitable to Revenue Account as per Account No. 5 ..	11,099	25	11,124
				Total Charges ..	2,52,799	4,333	2,57,132
				Balance Net Revenue ..	—65,570	425	—65,145
GRAND TOTAL ..	1,87,229	4,758	1,91,987	GRAND TOTAL ..	1,87,229	4,758	1,91,987

N.B.—Last Capital Account detailed in the Administrative Accounts for 1906-07.

Construction Estimate closed on 31st March 1892—*vide* G. R. No. 1411, dated 12th September 1893.

Completion Report approved in G. R. No. 815, dated 22nd May 1895.

(a) Write-back of excess collection charges according to G. R., P. W. D., No. 9532, dated 14th August 1928.

UPPER MAN RIVER WORKS.

TANK PROJECT.

No. 4.—Interest Account for, and to end of, 1927-28.

	Amount. Rs.		Amount. Rs.
Total interest charges to end of 1926-27	7,59,639	Net Revenue realized to end of 1926-27 as per No. 3	-65,570
Interest charges for the year 1927-28	13,827	Net Revenue realized during 1927-28 as per No. 3	425
On Rs. 4,15,835 outlay to end of the year 1916-17 at the average rate 3.3252 per cent. ..	Rs. 13,827	Total Net Revenue realized to end of the year as per No. 3	-65,145
		Balance net interest charges	8,38,611
Total ..	7,73,466	Total ..	7,73,466

No. 5.—Account of Indirect Charges for, and to end of, year 1927-28.

Particulars.	Previous.	1927-28.	Total.	Particulars.	Previous.	1927-28.	Total.
	Rs.	Rs.	Rs.		Rs.	Rs.	Rs.
CAPITAL ACCOUNT.		Nil.		REVENUE ACCOUNT.			
				1. Capitalized abatement of Land Revenue	24	..	24
				2. Leave and Pension Allowances	10,780	..	10,780
				3. Audit and Accounts Establishment	295	25	320
				Total ..	11,099	25	11,124

MAINI TANK.

TANK PROJECT.

No. 3.—Revenue Account for, and to end of, 1927-28.

Receipts.	TOTAL.			Charges.	TOTAL.		
	Previous.	1927-28.	Total.		Previous.	1927-28.	Total.
	Rs.	Rs.	Rs.		Rs.	Rs.	Rs.
I.—DIRECT RECEIPTS.				I.—EXTENSIONS AND IMPROVEMENTS.			
1. Water-rates from Irrigation	3,01,468	6,918	3,08,386	1. Head Works..	19,288	..	19,288
5. Plantations ..	14,016	..	14,438	2. Main Canals and Branches ..	4,461	..	4,461
6. Other canal produce ..		422			3. Distributaries.	123	..
9. Rents of buildings ..	330	..	330	Total ..	23,872	..	23,872
10. Fines ..	54	..	54				
11. Miscellaneous receipts ..	4,759	..	4,759	II.—MAINTENANCE AND REPAIRS.			
12. Deduct—Refunds ..	35	..	35	1. Head Works..	17,849	200	18,049
Total ..	3,20,594	7,340	3,27,934	2. Main Canals and Branches ..	14,798	1,876	16,674
				3. Distributaries.	71,558	46	71,604
II.—INDIRECT RECEIPTS.				Total ..	1,04,205	2,122	1,06,327
Irrigation share of Land Revenue collected in the Civil Department.				
				IV.—ESTABLISHMENT.			
				1 and 2. Direction and Accounts	65,518	1,353	66,871
				3. Executive ..			
				V.—TOOLS AND PLANT ..	3,562	4	3,656
Total, Receipts..	3,20,594	7,340	3,27,934	Pensionary charges.	261	189	450
Carried over ..	3,20,594	7,340	3,27,934	Carried over ..	1,97,418	3,758	2,01,176

PUBLIC WORKS DEPARTMENT, IRRIGATION BRANCH.

MAINI TANK.

TANK PROJECT.

No. 3.—Revenue Account for, and to end of, 1927-28.

Receipts.	TOTAL.			Charges.	TOTAL.		
	Previous.	1927-28.	Total.		Previous.	1927-28.	Total.
	Rs.	Rs.	Rs.		Rs.	Rs.	Rs.
Brought over ..	3,20,594	7,340	3,27,934	Brought over ..	1,97,418	3,758	2,01,176
				VI—REFUNDS OF REVENUE.	104	..	104
				Total ..	1,97,522	3,758	2,01,280
				Share of Collection Charges in the Civil Department.	{ -699 14,749	{ -97 208	{ -1,396(a) 14,957
				Total, Direct Charges ..	2,11,572	3,269	2,14,841
				Indirect Charges debitable to Revenue Account as per Account No. 5 ..	9,780	21	9,801
				Total, Charges ..	2,21,352	3,290	2,24,642
				Balance Net Revenue ..	99,242	4,050	1,03,292
GRAND TOTAL.	3,20,594	7,340	3,27,934	GRAND TOTAL.	3,20,594	7,340	3,27,934

N.B.—Last Capital Account detailed in the Administrative Account for 1925-26.
Construction Estimate closed on 31st March 1892, *vide* G. R. No. 1411, dated 12th September 1893.
Completion Report approved in G. R. No. 815, dated 22nd May 1895.

(a) Write-back of excess collection charges according to G. R., P. W. D., No. 9532, dated 14th August 1928.

MAIN TANK.

TANK PROJECT.

No. 4.—Interest Account for, and to end of, 1927-28.

	Amount Rs.		Amount Rs.
Total interest charges to end of 1926-1927	8,19,523	Net Revenue realized to end of 1926-1927 as per No. 3	99,242
Interest charges for the year 1927-1928	15,829	Net Revenue realized during 1927-1928 as per No. 3	4,050
Rs.			
On Rs. 4,62,125 outlay to end of the year 1916-17 at the average rate 3.3252 per cent. ..	15,367	Total Net Revenue realized to end of the year as per No. 3	1,03,292
On subsequent outlay Rs. 8,413 at the flat rate 5.49 per cent. ..	462		
		Balance net interest charges	7,32,060
Total ..	8,35,352	Total ..	8,35,352

No. 5.—Account of Indirect Charges for, and to end of, 1927-28.

Particulars.	Previous.	1927-28.	Total.	Particulars.	Previous.	1927-28.	Total.
	Rs.	Rs.	Rs.		Rs.	Rs.	Rs.
CAPITAL ACCOUNT.	..	Nil.	..	REVENUE ACCOUNT.			
				1. Capitalized abatement of Land Revenue ..	288	..	288
				2. Leave and Pension Allowances ..	9,286	..	9,286
				3. Audit and Accounts Establishment ..	206	21	227
Total	Total ..	9,780	21	9,801

PUBLIC WORKS DEPARTMENT, IRRIGATION BRANCH.

ASHTI TANK.

TANK PROJECT.

No. 3.—Revenue Account for, and to end of, 1927-28.

Receipts.	TOTAL.			Charges.	TOTAL.		
	Previous.	1927-28.	Total.		Previous.	1927-28.	Total.
	Rs.	Rs.	Rs.		Rs.	Rs.	Rs.
I.—DIRECT RECEIPTS.				I.—EXTENSIONS AND IMPROVEMENTS.			
1. Water-rates from Irrigation ..	4,52,976	{ 25,660 (a) 439 }	4,79,075	1. Head Works ..	40,590	..	40,590
3. Sales of water ..	342	..	342	2. Main Canals and Branches ..	5,229	198	5,427
5. Plantations ..	70,456	..	71,047	3. Distributaries..	2,234	..	2,234
6. Other canal produce	591		
9. Rents of buildings ..	709	..	709	Total ..	48,053	198	48,251
10. Fines ..	25	..	25	II—MAINTENANCE AND REPAIRS.			
11. Miscellaneous receipts ..	50,373	256	50,629	1. Head Works ..	53,243	5,411	58,654
12. Deduct—Refunds ..	72	..	72	2. Main Canals and Branches ..	80,990	2,040	83,030
				3. Distributaries..	8,342	117	8,459
Total ..	5,74,809	26,946	6,01,755	Total ..	1,42,575	7,568	1,50,143
II.—INDIRECT RECEIPTS.				III.—COMPENSATION ..	15	..	15
Irrigation share of Land Revenue collected in the Civil Department	IV.—ESTABLISHMENT.			
				1 and 2. Direction and Accounts ..	1,03,407	4,954	1,08,361
				3. Executive ..			
				V.—TOOLS AND PLANT ..	4,341	343	4,684
Total, Receipts ..	5,74,809	26,946	6,01,755	Pensionary charges.	446	694	1,140
Carried over ..	5,74,809	26,946	6,01,755	Carried over ..	2,98,837	13,757	3,12,594

ASHTI TANK.

TANK PROJECT.

No. 3.—Revenue Account for, and to end of, 1927-28.

Receipts.	TOTAL.			Charges.	TOTAL.		
	Previous.	1927-28	Total.		Previous.	1927-28.	Total.
	Rs.	Rs.	Rs.		Rs.	Rs.	Rs.
Brought forward..	5,74,809	26,946	6,01,755	Brought forward..	2,98,837	13,757	3,12,594
				VI.—REFUNDS OF REVENUE ..	1,029	..	1,029
				Total ..	2,99,866	13,757	3,13,623
				Share of Collection Charges in the Civil Department.	24,867 -1,856	{ 770 (a) 439 -1,984	{ 26,076 -3,850(b)
				Total, Direct Charges	3,22,867	12,982	3,35,849
				Indirect Charges debitable to Revenue Account as per Account No. 5 ..	14,369	78	14,447
				Total Charges ..	3,37,236	13,060	3,50,296
				Balance Net Revenue ..	2,37,573	13,886	2,51,459
GRAND TOTAL ..	5,74,809	26,946	6,01,755	GRAND TOTAL ..	5,74,809	26,946	6,01,755

N.B.—Last Capital Account detailed in the Administrative Accounts for 1923-24.

Construction Estimate closed on 31st March 1893—vide G. R. No. 1411, dated 12th September 1893.

Completion Report approved in G. R. No. 490, dated 15th March 1894.

(a) Amount adjusted by credit to "water rates" and debit *per contra* on account of collection charges for the revenue realized by the Miraj State.

(b) Write-back of excess collection charges according to G. R., P. W. D., No. 9532, dated 14th August 1928.

ASHTI TANK.

TANK PROJECT.

No. 4.—Interest Account for, and to end of, 1927-28.

	Amount.		Amount.
	Rs.		Rs.
Total interest charges to end of 1926-27	13,22,114	Net Revenue realized to end of 1926-27 as per No. 3	2,37,573
Interest charges for the year 1927-28	25,473	Net Revenue realized during 1927-28 as per No. 3	13,886
	Rs.		
On Rs. 7,57,050 outlay to end of the year 1916-17 at the average rate 3.3252 per cent. ..	25,174	Total, Net Revenue realized to end of the year as per No. 3	2,51,459
On subsequent outlay Rs. 5,443 at the flat rate 5.49 per cent. ..	299	Balance net interest charges ..	10,96,128
Total ..	13,47,587	Total ..	13,47,587

No. 5.—Account of Indirect Charges for, and to end of, 1927-28.

Particulars.	Previous.	1927-28.	Total.	Particulars.	Previous.	1927-28.	Total.
	Rs.	Rs.	Rs.		Rs.	Rs.	Rs.
CAPITAL ACCOUNT.		Nil		REVENUE ACCOUNT.			
				1. Capitalized abatement of Land Revenue ..	107	..	107
				2. Leave and Pension Allowances ..	13,992	..	13,992
				3. Audit and Accounts Establishment ..	270	78	348
				Total ..	14,369	78	14,447

REWARI CANAL.

CANAL PROJECT.

No. 3.—Revenue Account for, and to end of, 1927-28.

Receipts.	TOTAL.			Charges.	TOTAL.		
	Previous.	1927-28.	Total.		Previous.	1927-28.	Total.
	Rs.	Rs.	Rs.		Rs.	Rs.	Rs.
I.—DIRECT RECEIPTS.				I.—EXTENSIONS AND IMPROVEMENTS.			
1. Water-rates from Irrigation ..	2,07,506	2,226	2,09,732	1. Head Works..	510	..	510
3. Sales of water ..	11	..	11	2. Main Canals and Branches ..	3,706	..	3,706
5. Plantations ..	8,413	..	8,557	Total ..	4,216	..	4,216
6. Other canal produce ..				144			
9. Rents of buildings ..	1,106	39	1,145	II.—MAINTENANCE AND REPAIRS.			
10. Fines ..	101	110	211	1. Head Works..	1,967	40	2,007
11. Miscellaneous receipts ..	13	..	13	2. Main Canals and Branches ..	66,613	864	67,477
12. Deduct—Refunds.	63	..	63	3. Distributaries ..	448	15	463
Total ..	2,17,087	2,519	2,19,606	Total ..	69,028	919	69,947
II.—INDIRECT RECEIPTS.				IV.—ESTABLISHMENT.			
Irrigation share of Land Revenue collected in the Civil Department.	1 and 2. Direction and Accounts. }	46,966	586	47,552
				3. Executive .. }			
				V.—TOOLS AND PLANT ..	2,342	41	2,383
Total, Receipts ..	2,17,087	2,519	2,19,606	Pensionary charges	81	82	163
Carried over ..	2,17,087	2,519	2,19,606	Carried over ..	1,22,633	1,628	1,24,261

REWARI CANAL.

CANAL PROJECT.

No. 3.—Revenue Account for, and to end of, 1927-28.

Receipts.	TOTAL.			Charges.	TOTAL.		
	Previous.	1927-28.	Total.		Previous.	1927-28.	Total.
	Rs.	Rs.	Rs.		Rs.	Rs.	Rs.
Brought forward..	2,17,087	2,519	2,19,606	Brought forward..	1,22,653	1,628	1,24,261
				VI.—REFUNDS OF REVENUE..	19	..	19
				Total ..	1,22,652	1,628	1,24,280
				Share of collection charges in the Civil Department. {	-270 10,334	-175 70	-445(a) 10,404
				Total, Direct Charges ..	1,32,716	1,523	1,34,239
				Indirect charges debitable to Revenue Account as per Account No. 5 ..	7,662	9	7,671
				Total, Charges ..	1,40,378	1,532	1,41,910
				Balance Net Revenue ..	76,709	987	77,696
GRAND TOTAL ..	2,17,087	2,519	2,19,606	GRAND TOTAL ..	2,17,087	2,519	2,19,606

N.B.—Last Capital Account detailed in the Administrative Accounts for 1895-96.
Construction Estimate closed on 31st March 1893—vide G. R. No. 1411, dated 12th September 1893.
Completion Report approved in G. R. No. 489, dated 15th March 1895.

(a) Write-back of excess collection charges according to G. R., P. W. D., No. 9532, dated 14th August 1928.

REWARI CANAL.

CANAL PROJECT.

No. 4.—Interest Account for, and to end of, 1927-28.

	Amount. Rs.		Amount. Rs.
Total interest charges to end of 1926-27	1,26,794	Net Revenue realized to end of 1926-27 as per No. 3	76,709
Interest charges for the year 1927-28 Rs.	1,888	Net Revenue realized during 1927-28 as per No. 3	987
On Rs. 56,771 outlay to end of the year 1916-17 at the average rate 3.3252 per cent. Rs.	1,888	Total Net Revenue realized to end of the year as per No. 3	77,696
		Balance net interest charges	50,986
Total	1,28,682	Total	1,28,682

No. 5.—Account of Indirect Charges for, and to end of, year 1927-28.

Particulars.	Previous.	1927-28.	Total.	Particulars.	Previous.	1927-28.	Total.
	Rs.	Rs.	Rs.		Rs.	Rs.	Rs.
CAPITAL ACCOUNT.		Nil.		REVENUE ACCOUNT.			
				1. Capitalized abatement of Land Revenue
				2. Leave and Pension Allowances	7,558	..	7,558
				3. Audit and Accounts Establishment	104	9	113
Total	Total	7,662	9	7,671

SHIRSUPHAL TANK.

TANK PROJECT.

No. 3.—Revenue Account for, and to end of, 1927-28.

Receipts.	TOTAL.			Charges.	TOTAL.		
	Previous.	1927-28.	Total.		Previous.	1927-28.	Total.
	Rs.	Rs.	Rs.		Rs.	Rs.	Rs.
I.—DIRECT RECEIPTS.				I.—EXTENSIONS AND IMPROVEMENTS.			
1. Water rates from Irrigation..	1,31,099	3,689	1,34,788	1. Head Works..	606	..	606
3. Sales of water ..	3	..	3	3. Distributaries ..	1,999	..	1,999
5. Plantations ..	14,679	190	14,869				
6. Other canal produce ..							
10. Fines ..	115	..	115	Total ..	2,605	..	2,605
11. Miscellaneous receipts ..	15,938	5	15,993	II.—MAINTENANCE AND REPAIRS.			
				1. Head Works ..	15,070	2,888	17,958
				2. Main Canals and Branches ..	31,494	..	31,494
				3. Distributaries ..	11,314	1,676	12,990
Total ..	1,61,884	3,834	1,65,768	Total ..	57,878	4,564	62,442
II.—INDIRECT RECEIPTS.				IV.—ESTABLISHMENT.			
Irrigation share of Land Revenue collected in the Civil Department.	1 & 2. Direction and Accounts ..	53,644	5,919	59,563
				3. Executive ..			
				V.—TOOLS AND PLANT ..	2,608	71	2,697
				Pensionary charges.	186	829	1,015
Total, Receipts ..	1,61,884	3,884	1,65,768	Carried over ..	1,16,921	11,383	1,28,304
Carried over ..	1,61,884	3,884	1,65,768				

SHIRSUPHAL TANK.

TANK PROJECT.

No. 3.—Revenue Account for, and to end of, 1927-28.

Receipts.	TOTAL.			Charges.	TOTAL.		
	Previous.	1927-28.	Total.		Previous.	1927-28.	Total.
	Rs.	Rs.	Rs.		Rs.	Rs.	Rs.
Brought forward ..	1,61,884	3,884	1,65,768	Brought forward ..	1,16,921	11,383	1,28,304
				VI.—REFUNDS OF REVENUE ..	16	..	16
				Total ..	1,16,937	11,383	1,28,320
				Share of collection charges in the Civil Department. {	-351	-491	-842(a)
					6,472	111	6,583
				Total, Direct Charges	1,23,058	11,003	1,34,061
				Indirect Charges debitable to Revenue Account as per Account No. 5 ..	7,466	46	7,512
				Total Charges ..	1,30,524	11,049	1,41,573
				Balance Net Revenue ..	31,360	-7,165	24,195
GRAND TOTAL ..	1,61,884	3,884	1,65,768	GRAND TOTAL..	1,61,884	3,834	1,65,768

N.B.—Last Capital Account detailed in the Administrative Accounts for 1895-96.

Construction Estimate closed on 31st March 1893—vide G. R. No. 328, dated 23rd February 1894.

Completion Report approved in G. R. No. 328, dated 23rd February 1894.

Note.—Loss of Revenue due to concessions granted for wheat cultivation during the Rabi season 1916-17—vide G. R. No. A.I.—12327, dated 18th December 1917—Rs. 334.

(a) Write-back of excess collection charges according to G. R., P. W. D., No. 9532, dated 14th August 1928.

SHIRSUPHAL TANK.

TANK PROJECT.

No. 4.—Interest Account for, and to end of, 1927-28.

	Amount. Rs.		Amount. Rs.
Total interest charges to end of 1926-27	3,74,848	Net Revenue realized to end of 1926-27 as per No. 3	31,360
Interest charges for the year 1927-28	7,056	Net Revenue realized during 1927-28 as per No. 3	-7,165
On Rs. 2,12,199 outlay to end of the year 1916-17 at the average rate 3.3252 per cent.		Total Net Revenue realized to end of the year as per No. 3	24,195
		Balance net interest charges	3,57,709
Total	3,81,904	Total	3,81,904

No. 5.—Account of Indirect Charges for, and to end of, 1927-28.

Particulars.	Previous.	1927-28.	Total.	Particulars.	Previous.	1927-28.	Total.
	Rs.	Rs.	Rs.		Rs.	Rs.	Rs.
CAPITAL ACCOUNT	REVENUE ACCOUNT.			
				2. Leave and Pension Allowances..	7,366	..	7,366
				3. Audit and Accounts Establishment ..	100	46	146
Total	Total	7,466	46	7,512

LOWER PANJHRA RIVER WORKS.

TANK PROJECT.

No. 3.—Revenue Account for, and to end of, 1927-28.

Receipts.	TOTAL.			Charges.	TOTAL.		
	Previous.	1927-28.	Total.		Previous.	1927-28.	Total.
	Rs.	Rs.	Rs.		Rs.	Rs.	Rs.
I.—DIRECT RECEIPTS.				I.—EXTENSIONS AND IMPROVEMENTS			
1. Water-rates from Irrigation ..	5,15,810	13,253	5,29,063	1. Head Works ..	1,428	..	1,428
3. Sales of water ..	440	..	440	2. Main Canals and Branches ..	35,009	6,304	41,313
5. Plantations ..	38,463	9	41,042	3. Distributaries..	9,358	..	9,358
6. Other canal produce ..		2,570					
9. Rents of buildings ..	169	72	241	Total ..	45,795	6,304	52,099
10. Fines ..	504	9	513				
11. Miscellaneous receipts ..	6,526	..	6,526	II.—MAINTENANCE AND REPAIRS.			
12. <i>Deduct—Refunds</i> ..	22	..	22	1. Head Works ..	38,468	737	39,205
				2. Main Canals and Branches ..	19,236	323	19,559
				3. Distributaries..	72,800	..	72,800
				4. Drainage and Protective Works ..	2,771	..	2,771
Total ..	5,61,890	15,913	5,77,803	Total ..	1,33,275	1,060	1,34,335
II.—INDIRECT RECEIPTS.							
Irrigation share of Land Revenue collected in the Civil Department.	2,82,881	8,955	2,91,836	IV.—ESTABLISHMENT.			
				1 & 2. Direction and Accounts ..	1,18,992	4,697	1,23,689
				3. Executive ..			
Total ..	2,82,881	8,955	2,91,836	V.—TOOLS AND PLANT ..	3,409	325	3,734
Total, Receipts ..	8,44,771	24,868	8,69,639	Pensionary charges..	677	658	1,335
Carried over ..	8,44,771	24,868	8,69,639	Carried over ..	3,02,148	13,044	3,15,192

PUBLIC WORKS DEPARTMENT, IRRIGATION BRANCH.

LOWER PANJHRA RIVER WORKS.

TANK PROJECT.

No. 3.—Revenue Account for, and to end of, 1927-28.

Receipts.	TOTAL.			Charges.	TOTAL.		
	Previous.	1927-28.	Total.		Previous.	1927-28.	Total.
	Rs.	Rs.	Rs.		Rs.	Rs.	Rs.
Brought forward ..	8,44,771	24,868	8,69,639	Brought forward ..	3,02,148	13,044	3,15,192
				Profit and Loss ..	19	..	19
				VI—REFUNDS OF REVENUE ..	3,896	..	3,896
				Suspense Account ..	140	..	140
				Total ..	3,06,203	13,044	3,19,247
				Share of collection charges in the Civil Department.	—300 71,744	—457 1,780	—757(a) 73,524
				Total, Direct Charges ..	3,77,647	14,367	3,92,014
				Indirect Charges debitable to Revenue Account as per Account No. 5 ..	16,635	74	16,709
				Total, Charges ..	3,94,282	14,441	4,08,723
				Balance Net Revenue ..	4,50,489	10,427	4,60,916
GRAND TOTAL ..	8,44,771	24,868	8,69,639	GRAND TOTAL ..	8,44,771	24,868	8,69,639

N.B.—Last Capital Account detailed in the Administrative Accounts for 1898-99.

Construction Estimate closed on 31st March 1895, vide G. R. No. 148, dated 31st January 1896.

Completion Report approved in G. R. No. 1392, dated 3rd October 1896

(a) Write-back of excess collection charges according to G. R., P. W. D., no. 9532, dated 14th August 1928.

LOWER PANJHRA RIVER WORKS.

TANK PROJECT.

No. 4.—Interest Account for, and to end of, 1927-28.

	Amount. Rs.		Amount. Rs.
Total interest charges to end of 1926-27	9,31,361	Net Revenue realized to end of 1926-27 as per No. 3	4,50,489
Interest charges for the year 1927-28	14,810	Net Revenue realized during 1927-28 as per No. 3	10,427
On Rs. 4,45,382, outlay to end of the year 1916-17, at the average rate 3.3252 per cent.		Total Net Revenue realized to end of the year as per No. 3	4,60,916
		Balance net interest charges	4,85,255
Total ..	9,46,171	Total ..	9,46,171

No. 5.—Account of Indirect Charges for, and to end of, 1927-28.

Particulars.	Previous.	1927-28.	Total.	Particulars.	Previous.	1927-28.	Total.
	Rs.	Rs.	Rs.		Rs.	Rs.	Rs.
CAPITAL ACCOUNT.	REVENUE ACCOUNT.			
				1. Capitalized abatement of Land Revenue ..	94	..	94
				2. Leave and Pension Allowances ..	16,405	..	16,405
				3. Audit and Accounts Establishment ..	136	74	210
	Total ..	16,635	74	16,709

YERLA RIVER IRRIGATION WORKS.

TANK PROJECT.

No. 3.—Revenue Account for, and to end of, 1927-28.

Receipts.	TOTAL.			Charges.	TOTAL.		
	Previous.	1927-28.	Total.		Previous.	1927-28.	Total.
	Rs.	Rs.	Rs.		Rs.	Rs.	Rs.
I.—DIRECT RECEIPTS.				I.—EXTENSIONS AND IMPROVEMENTS.			
1. Water-rates from Irrigation ..	5,72,757	22,521	5,95,278	1. Head Works..	51,008	..	51,008
3. Sales of water.	23	..	23	2. Main Canals and Branches ..	22,587	4,131	26,718
5. Plantations ..	39,156	..	0,167	Total ..	73,595	4,131	77,726
6. Other canal produce ..		1,011					
9. Rents of buildings ..	945	1	946	II.—MAINTENANCE AND REPAIRS.			
10. Fines ..	120	..	120	1. Head Works..	59,077	35,840	94,917
11. Miscellaneous receipts ..	2,918	..	2,918	2. Main Canals and Branches ..	1,58,256	5,237	1,63,493
12. Deduct—Refunds ..	83	28	111	3. Distributaries ..	29,955	..	29,955
Total ..	6,15,836	23,505	6,39,341	Total ..	2,47,288	41,077	2,88,365
II.—INDIRECT RECEIPTS.				IV.—ESTABLISHMENT.			
Irrigation share of Land Revenue collected in the Civil Department	1 and 2. Direction and Accounts	1,58,054	28,832	1,86,886
				3. Executive ..			
				V.—TOOLS AND PLANT ..	7,490	1,997	9,487
Total Receipts ..	6,15,836	23,505	6,39,341	Pensionary charges.	1,534	4,036	5,570
Carried over ..	6,15,836	23,505	6,39,341	Carried over ..	4,87,961	80,073	5,68,034

ADMINISTRATIVE ACCOUNTS FOR THE YEAR 1927-28.

199

YERLA RIVER IRRIGATION WORKS.

TANK PROJECT.

No. 3.—Revenue Account for, and to end of, 1927-28.

Receipts.	TOTAL.			Charges.	TOTAL.		
	Previous.	1927-28.	Total.		Previous.	1927-28.	Total.
	Rs.	Rs.	Rs.		Rs.	Rs.	Rs.
Brought forward..	6,15,836	23,505	6,39,341	Brought forward..	4,87,961	80,073	5,68,034
				IV.—REFUNDS OF REVENUE ..	71	..	71
				Total ..	4,88,032	80,073	5,68,105
				Share of Collection Charges in the Civil Department {	-1,378	-1,506	-2,884(a)
					27,933	676	28,609
				Total Direct Charges ..	5,14,587	79,243	5,93,830
				Indirect Charges debitable to Revenue Account as per Account No. 5 ..	22,494	452	22,946
				Total Charges ..	5,37,081	79,695	6,16,776
				Balance Net Revenue ..	78,755	-56,190	22,565
GRAND TOTAL ..	6,15,836	23,505	6,39,341	GRAND TOTAL ..	6,15,836	23,505	6,39,341

N.B.—Last Capital Account detailed in the Administrative Accounts for 1925-26.
Construction Estimate closed on 31st March 1896, vide G. R. No. 666, dated 12th May 1896.
Completion Report approved in G. R. No. 1419, dated 6th October 1897.

(a) Write-back of excess collection charges according to G. R., P. W. D., No. 9532, dated 14th August 1928.

YERLA RIVER IRRIGATION WORKS.

TANK PROJECT.

No. 4.—Interest Account for, and to end of, 1927-28.

	Amount. Rs.		Amount. Rs.
Total interest charges to end of 1926-27	12,52,848	Net Revenue realized to end of 1926-27 as per No. 3	78,755
Interest charges for the year 1927-28	24,812	Net Revenue realized during 1926-27 as per No. 3	—56,190
	Rs.		
On Rs. 7,19,542 outlay to end of the year 1916-17 at the average rate 3.3252 per cent. ..	23,926	Total Net Revenue realized to end of the year as per No. 3	22,565
On subsequent outlay Rs. 16,130 at the flat rate 5.49 per cent. ..	886	Balance net interest charges ..	12,55,095
Total ..	12,77,660	Total ..	12,77,660

No. 5.—Account of Indirect Charges for, and to end of, 1927-28.

Particulars.	Previous.	1927-28.	Total.	Particulars.	Previous.	1927-28.	Total.
	Rs.	Rs.	Rs.		Rs.	Rs.	Rs.
CAPITAL ACCOUNT		Nil		REVENUE ACCOUNT.			
				1. Capitalized abatement of Land Revenue
				2. Leave and Pension Allowances	21,798	..	21,798
				3. Audit and Accounts Establishment	696	452	1,148
Total	Total ..	22,494	452	22,946

PARSUL TANK.

TANK PROJECT.

No. 3.—Revenue Account for, and to end of, 1927-28.

Receipts.	TOTAL.			Charges.	TOTAL.		
	Previous.	1927-28.	Total.		Previous.	1927-28.	Total.
I.—DIRECT RECEIPTS.	Rs.	Rs.	Rs.	I.—EXTENSIONS AND IMPROVEMENTS.	Rs.	Rs.	Rs.
1. Water-rates from Irrigation..	1,06,736	2,507	1,09,243	1. Head Works ..	3,707	..	3,707
5. Plantations ..	1,155	205	1,373				
6. Other canal produce ..		13					
7. Water power ..	1,199	..	1,199	Total ..	3,707	..	3,707
9. Rents of buildings ..	12	22	34				
10. Fines ..	24	..	24	II.—MAIN-TENANCE AND REPAIRS.			
11. Miscellaneous receipts ..	612	128	740	1. Head Works ..	11,438	441	11,879
				2. Main Canals and Branches ..	16	..	16
				3. Distributaries ..	4,884	278	5,162
				Total ..	16,338	719	17,057
Total ..	1,09,738	2,875	1,12,613	III.—COMPENSATION
II.—INDIRECT RECEIPTS.				IV.—ESTABLISHMENT.			
Irrigation share of Land Revenue collected in the Civil Department.	1 & 2. Direction and Accounts ..	27,455	1,236	28,691
				3. Executive ..			
Total	V.—TOOLS AND PLANT ..	1,119	24	1,143
Total Receipts ..	1,09,738	2,875	1,12,613	Pensionary charges	142	173	315
Carried over ..	1,09,738	2,875	1,12,613	Carried over ..	48,761	2,152	50,913

PUBLIC WORKS DEPARTMENT, IRRIGATION BRANCH.

PARSUL TANK.

TANK PROJECT.

No. 3.—Revenue Account for, and to end of, 1927-28.

Receipts.	TOTAL.			Charges.	TOTAL.		
	Previous.	1927-28.	Total.		Previous.	1927-28.	Total.
	Rs.	Rs.	Rs.		Rs.	Rs.	Rs.
Brought forward ..	1,09,738	2,875	1,12,613	Brought forward..	48,761	2,152	50,913
				VI.—REFUNDS OF REVENUE ..	177	..	177
				Total ..	48,938	2,152	51,090
				Share of collection charges in the Civil Department. {	-329	-382	-711(a)
					5,270	75	5,345
				Total Direct Charges	53,879	1,845	55,724
				Indirect Charges debitable to Revenue Account as per Account No. 5 ..	3,736	7	3,743
				Total Charges ..	57,615	1,852	59,467
				Balance Net Revenue ..	52,123	1,023	53,146
GRAND TOTAL ..	1,09,738	2,875	1,12,613	GRAND TOTAL ..	1,09,738	2,875	1,12,613

N.B.—Last Capital Account detailed in the Administrative Accounts for 1897-98.

Construction Estimate closed on 31st March 1896—vide G. R. No. 396, dated 14th March 1896.
Completion Report approved in G. R. No. 241, dated 17th January 1896.

Note.—Loss of revenue due to the concessions granted for wheat cultivation during the Rabi season 1916-17;
vide G. R. No. A.L.-12327, dated 18th December 1917—Rs. 637.

(a) Write-back of excess collection charges according to G. R., P. W. D., No. 9532, dated 14th August 1928.

PARSUL TANK.

TANK PROJECT.

No. 4.—Interest Account for, and to end of, 1927-28.

	Amount. Rs.		Amount. Rs.
Total interest charges to end of 1926-27	3,11,684	Net Revenue realized to end of 1926-27 as per No. 3 ..	52,123
Interest charges for the year 1927-28	6,917	Net Revenue realized during 1927-28 as per No. 3 ..	1,023
On Rs. 2,03,007 outlay to end of the year 1916-17 at the average rate 3.3252 per cent. ..	Rs. 6,917	Total Net Revenue realized to end of the year as per No. 3	53,146
		Balance net interest charges ..	2,65,455
Total ..	3,18,601	Total ..	3,18,601

No. 5.—Account of Indirect charges for, and to end of, 1927-28.

Particulars.	Previous.	1927-28.	Total.	Particulars.	Previous.	1927-28.	Total.
	Rs.	Rs.	Rs.		Rs.	Rs.	Rs.
CAPITAL ACCOUNT.		Nil.		REVENUE ACCOUNT.			
				1. Capitalized abatement of Land Revenue
				2. Leave and Pension Allowances ..	3,699	..	3,699
				3. Audit and Accounts Establishment ..	37	7	44
				Total ..	3,736	7	3,743

MUTHA CANAL INCLUDING MATOBA TANK.

TANK PROJECT.

No. 2.—Capital Account for, and to end of, 1927-28.

Heads of Account.	Direct Charges.			Cost of Construction as now estimated. (Construction estimate closed on 31st Mar. 1897.)	Expenditure against closed estimates.
	Previous.	1927-28.	Total.		
1	2	3	4	5	6
I.—WORKS.	Rs.	Rs.	Rs.	Rs.	Rs.
(1) HEAD WORKS.					
A. Preliminary Expenses ..	8,391	..	8,391	8,391	8,391
B. Land ..	3,53,177	..	3,53,177	3,53,177	3,53,177
C. Masonry Works ..	28,90,673	..	28,90,673	28,90,673	28,90,673
K. Buildings ..	21,537	..	21,537	21,537	21,537
M. Plantations ..	3,059	..	3,059	3,059	3,059
O. Miscellaneous ..	820	..	820	820	820
P. Maintenance ..	1,231	..	1,231	1,231	1,231
Total, Head Works ..	32,78,888	..	32,78,888	32,78,888	32,78,888
(2) MAIN CANALS AND BRANCHES.					
A. Preliminary Expenses ..	4,926	..	4,926	6,936	2,828
B. Land ..	1,26,843	..	1,26,843	1,26,843	1,26,843
C (a). Regulators ..	37,342	..	37,342	37,342	37,342
C (c). River and Hill Torrent Works ..	5,21,670	..	5,21,670	5,21,670	5,21,670
C (e). Bridges ..	95,170	..	95,170	95,170	95,170
C (f). Escapes ..	18,120	..	18,120	18,120	18,120
J. Mills ..	56,415	..	56,415	56,415	56,415
K. Buildings ..	13,070	..	13,070	13,070	13,070
L. Earth-work ..	9,89,763	..	9,89,763	9,89,763	9,89,763
M. Plantations ..	16,011	..	16,011	16,011	16,011
O. Miscellaneous ..	1,868	..	1,868	1,868	1,868
P. Maintenance ..	4,566	..	4,566	4,566	4,566
Total, Main Canals and Branches ..	18,85,764	..	18,85,764	18,87,774	18,83,666
(3) DISTRIBUTARIES.					
A. Preliminary Expenses ..	6,767	..	6,767	6,853	6,740
B. Land ..	5,666	..	5,666	5,666	5,666
C. Masonry Works ..	3,03,419	..	3,03,419	3,03,419	3,03,419
G. Bridges ..	1,273	..	1,273	1,273	1,273
L. Earth-work ..	73,961	..	73,961	73,961	73,961
M. Plantations ..	407	..	407	407	407
O. Miscellaneous ..	8,01,559	..	8,01,559	8,01,559	8,01,559
Total, Distributaries ..	11,93,052	..	11,93,052	11,93,138	11,93,025
Carried over ..	63,57,704	..	63,57,704	63,59,800	63,55,579

MUTHA CANAL INCLUDING MATOBA TANK.

TANK PROJECT.

No. 2.—Capital Account for, and to end of, 1927-28.

Heads of Account.	Direct Charges.			Cost of Construction as now estimated. (Construction estimate closed on 31st Mar. 1897.)	Expenditure against closed estimates.
	Previous.	1927-28.	Total.		
1	2	3	4	5	6
	Rs.	Rs.	Rs.	Rs.	Rs.
Brought forward ..	63,57,704	..	63,57,704	63,59,800	63,55,579
(4) DRAINAGE AND PROTECTIVE WORKS.					
B. Land	7,328	..	7,328	7,328	7,328
L. Earth-work	1,188	..	1,188	1,188	1,188
Total, Drainage and Protective Works ..	8,516	..	8,516	8,516	8,516
Adjustment of previous Outlay ..	-12,63,166	..	-12,63,166	-12,63,166	-12,63,166
Total, I.—Works ..	51,03,054	..	51,03,054	51,05,150	51,00,929
II. ESTABLISHMENT.					
1. & 2. Direction and Accounts ..	11,48,010	..	11,48,010	11,48,028	11,47,120
3. Executive			
4. Medical	146	..	146	146	146
5. Departmental Charges ..	-1,01,947	..	-1,01,947	-1,01,947	-1,01,947
Total, II.—Establishment ..	10,46,209	..	10,46,209	10,46,227	10,45,319
III.—TOOLS AND PLANT ..	1,18,828	..	1,18,828	1,18,743	1,18,679
IV.—SUSPENSE ACCOUNTS ..	-1,136	..	-1,136	-1,136	-1,136
Grand Total ..	62,66,955	..	62,66,955	62,63,984	62,63,791
V.—Less—Receipts on Capital Account	12,328	..	12,328	12,328	12,328
Net Outlay ..	62,54,627	..	62,54,627	62,56,656	62,51,463
<i>Apportionment.</i>					
Chargeable to 49—Irrigation ..	52,83,962	..	52,83,962	62,56,656	62,51,463
Chargeable to 43—Minor Works and Navigation—Provincial ..	9,60,678	..	9,60,678		
Chargeable to 55—Construction of Irrigation Works	9,987	..	9,987		
Total ..	62,54,627	..	62,54,627	62,56,656	62,51,463

MUTHA CANAL INCLUDING MATOBA TANK.

TANK PROJECT.

No. 3.—Revenue Account for, and to end of, 1927-28.

Receipts.	TOTAL.			Charges.	TOTAL.		
	Previous.	1927-28.	Total.		Previous.	1927-28.	Total.
	Rs.	Rs.	Rs.		Rs.	Rs.	Rs.
I.—DIRECT RECEIPTS.				I.—EXTENSIONS AND IMPROVEMENTS.			
1. Water-rates from Irrigation ..	83,67,434	2,43,643	86,11,077	1. Head Works ..	47,409	2,752	50,161
3. Sales of water ..	1,30,801	5,654	1,36,455	2. Main Canals and Branches ..	52,081	8,570	60,660
4. Water-supply of towns ..	53,95,562	88,485	54,84,047	3. Distributaries ..	85,563	..	85,563
5. Plantations ..	8,120	700	8,820	4. Drainage and Protective Works.	4,864	..	4,864
6. Other canal produce ..	1,72,210	6,590	1,78,800				
7. Water power ..	65,858	..	65,858				
8. Navigation ..	4,224	1,149	5,373				
9. Rents of buildings ..	5,816	1,057	6,873				
10. Fines ..	10,306	..	10,306				
11. Miscellaneous receipts ..	2,24,531	24,687	2,49,218				
12. Deduct—re-funds ..	2,792	1,494	4,286				
Total ..	1,43,82,070	3,70,471	1,47,52,541	Total ..	1,89,917	11,331	2,01,248
II.—INDIRECT RECEIPTS.				II.—MAINTENANCE AND REPAIRS.			
Irrigation share of Land Revenue collected in the Civil Department	1. Head Works ..	2,28,026	19,065	2,47,091
				2. Main Canals and Branches ..	9,92,905	25,194	10,18,099
				3. Distributaries ..	11,09,258	3,403	11,12,661
				4. Drainage and Protective Works ..	179	..	179
				Total ..	23,30,368	47,662	23,78,030
				III.—COMPENSATION ..	494	..	494
				IV.—ESTABLISHMENT.			
				1 & 2. Direction and Accounts ..	19,46,205	76,502	20,72,707
				3. Executive ..			
				V.—TOOLS AND PLANT ..	1,74,550	919	1,75,469
				Pensionary charges.	9,648	10,710	20,358
				Carried over ..	46,51,182	1,47,124	47,98,306
Total, Receipts ..	1,43,83,651	3,70,523	1,47,54,174				
Carried over ..	1,43,83,651	3,70,523	1,47,54,174				

MUTHA CANAL INCLUDING MATOBA TANK.

TANK PROJECT.

No. 3.—Revenue Account for, and to end of, 1927-28.

Receipts.	TOTAL.			Charges.	TOTAL.		
	Previous.	1927-28.	Total.		Previous.	1927-28.	Total.
	Rs.	Rs.	Rs.		Rs.	Rs.	Rs.
Brought forward ..	1,43,83,651	3,70,523	1,47,54,174	Brought forward ..	46,51,182	1,47,124	47,98,306
				Profit and Loss—			
				VI.—REFUNDS OF REVENUE..	53,448	..	53,448
				Suspense Account.	—3,139	..	—3,139
				Deduct—Receipts on Revenue account.	3,546	..	3,546
				Total ..	46,97,945	1,47,124	48,45,069
				Share of collection charges in the Civil Department. }	—17,616	—25,229	—42,845(a)
					4,04,050	7,739	4,11,789
				Total, Direct Charges	50,84,379	1,29,634	52,14,013
				Indirect Charges debitable to Revenue Account as per Account No. 5	2,71,109	590	2,71,699
				Total, Charges ..	53,55,488	1,30,224	54,85,712
				Balance Net Revenue ..	90,28,163	2,40,299	92,68,462
GRAND TOTAL ..	1,43,83,651	3,70,523	1,47,54,174	GRAND TOTAL ..	1,43,83,651	3,70,523	1,47,54,174

N.B.—Construction Estimate of the Mutha Canal closed on 31st March 1897, vide G. R. No. 710, dated 13th May 1897, and that of the Matoba Tank on 31st March 1892—vide G. R. No. 1411, dated 12th September 1893. Completion Report of the Mutha Canal approved in G. R. No. 2241 of 30th October 1901 and that of the Matoba Tank in G. R. No. 827 of 17th May 1894.

Note.—Loss of revenue due to concessions granted for wheat cultivation during the Rabi Season, 1916-17—vide G. R. No. A.I.-12317, dated 18th December 1917—Rs. 2,665.

(a) Write-back of excess collection charges according to G. R., P. W. D., No. 9532, dated 14th August 1928.

MUTHA CANAL INCLUDING MATOBA TANK.

TANK PROJECT.

No. 4.—Interest Account for, and to end of, 1927-28.

	Amount			Amount	
		Rs.			Rs.
Total interest charges to end of 1926-27	1,29,11,284		Net Revenue realized to end of 1926-27 as per No. 3	90,28,163	
Interest charges for the year 1927-28	2,07,901		Net Revenue realized during 1927-28 as per No. 3	2,40,299	
On Rs. 62,58,210 outlay to end of the year 1916-17 at the average rate 3.3252 per cent. ..	2,08,098	Rs.	Total Net Revenue realized to end of the year as per No. 3	92,68,462	
On subsequent outlay Rs. 3,583 at the flat rate 5.64 per cent. ..	—197		Balance net interest charges ..	38,50,723	
	2,07,901				
Total ..	1,31,19,185		Total ..	1,31,19,185	

No. 5.—Account of Indirect Charges for, and to end of, 1927-28.

Particulars.	Previous.	1927-28.	Total.	Particulars.	Previous.	1927-28.	Total.
	Rs.	Rs.	Rs.		Rs.	Rs.	Rs.
CAPITAL ACCOUNT.				REVENUE ACCOUNT.			
1. Capitalized abatement of Land Revenue ..	93,528	..	93,528	1. Capitalized abatement of Land Revenue
2. Leave and Pension Allowances ..	2,02,243	..	2,02,243	2. Leave and Pension Allowances ..	2,67,623	..	2,67,623
3. Audit and Accounts Establishment ..	63	..	63	3. Audit and Accounts Establishment ..	3,486	590	4,076
Total ..	2,95,834	..	2,95,834	Total ..	2,71,109	590	2,71,699.

MUTHA CANAL INCLUDING MATOBA TANK.

TANK PROJECT.

No. 6.—Statement comparing Capital Cost to end of 1927-28 with sanctioned Estimates.

Particulars.	Charges against closed sanctions.			Current sanctions.			Total charges to date against old and current sanctions.
	Expenditure against construction estimate.	Expenditure against open capital sanctions.	Total.	Charges to date.	Amount of sanctioned estimate.	Unspent balance of estimate.	
1	2	3	4	5	6	7	8
	Rs.	Rs.	Rs.	Rs.	Rs.	Rs.	Rs.
DIRECT CHARGES.							
Works ..	54,32,020	—3,31,091	51,00,929	2,125	4,221	2,096	51,03,054
Establishment ..	10,12,260	33,059	10,45,319	890	903	18	10,46,209
Tools and Plant ..	1,19,987	—1,308	1,18,679	149	64	—85	1,18,828
Suspense Accounts	—1,136	—1,136	—1,136
Total ..	65,64,267	—3,00,476	62,63,791	3,164	5,193	2,029	62,66,955
Less—Receipts on Capital Account ..	12,234	94	12,328	12,328
Net Total ..	65,52,033	—3,00,570	62,51,463	3,164	5,193	2,029	62,54,627
INDIRECT CHARGES.							
Capitalized abatement of Land Revenue ..	58,776	34,752	93,528	93,528
Leave and Pension Allowances ..	1,89,546	12,573	2,02,119	124	128	4	2,02,243
Audit and Accounts Establishment	43	43	20	41	21	63
Total ..	2,48,322	47,368	2,95,690	144	169	25	2,95,834
GRAND TOTAL ..	68,00,355	—2,53,202	65,47,153	3,308	5,362	2,054	65,50,461

Government Order No. W.I.—11541 (P.W.D.), dated 28th November 1918 ..	Rs. 144
Estimate approved by Government in G. M. No. 337-I, dated 24th March 1924..	5,218
Total ..	5,362

GOKAK CANAL (FIRST SECTION) AND STORAGE WORKS.

CANAL PROJECT.

No. 2.—Capital Account for, and to end of, 1927-28.

Heads of Account.	Direct Charges.			Cost of Construction as now estimated (Construction estimate closed on 31st March 1897).	Expenditure against closed estimates.
	Previous.	1927-28.	Total.		
1	2	3	4	5	6
I.—WORKS.	Rs.	Rs.	Rs.	Rs.	Rs.
(1) HEAD WORKS.					
A. Preliminary Expenses ..	1,595	..	1,595	1,595	1,595
B. Land	2,36,898	..	2,36,898	2,36,898	2,36,898
C. Works	5,61,957	..	5,61,957	5,61,957	5,61,957
K. Buildings	19,425	..	19,425	19,425	19,425
O. Miscellaneous	22,179	..	22,179	22,179	22,179
Total, Head Works ..	8,42,054	..	8,42,054	8,42,054	8,42,054
(2) MAIN CANALS AND BRANCHES.					
A. Preliminary Expenses ..	1,844	..	1,844	1,844	1,844
B. Land	525	..	525	525	525
D. Regulators	33,924	..	33,924	33,924	33,924
E. Falls and Weirs	4,768	..	4,768	4,768	4,768
F. River and hill torrent Works ..	3,237	..	3,237	3,237	3,237
G. Bridges	7,103	..	7,103	7,103	7,103
K. Buildings	7,386	..	7,386	7,386	7,386
L. Earth-work	1,40,784	..	1,40,784	1,40,784	1,40,784
M. Plantations	2,131	..	2,131	2,131	2,131
O. Miscellaneous	56,644	—1,723	54,921	54,921	54,921
P. Maintenance	2,015	..	2,015	2,015	2,015
Total, Main Canals and Branches ..	2,60,361	—1,723	2,58,638	2,58,638	2,58,638
(3) DISTRIBUTARIES.					
A. Preliminary Expenses ..	166	..	166	166	166
B. Land	1,056	..	1,056	1,056	1,056
C. Works	28,355	..	28,355	28,355	28,355
L. Earth-work	14,449	..	14,449	14,449	14,449
O. Miscellaneous	7,264	..	7,264	7,264	7,264
Total, Distributaries ..	51,290	..	51,290	51,290	51,290
Carried over ..	11,53,705	—1,723	11,51,982	11,51,982	11,51,982

GOKAK CANAL (FIRST SECTION) AND STORAGE WORKS

CANAL PROJECT.

No. 2.—Capital Account for, and to end of, 1927-28.

Heads of Account.	Direct Charges.			Cost of Construction as now estimated (Construction estimate closed on 31st March 1897).	Expenditure against closed estimates.
	Previous.	1927-28.	Total.		
1	2	3	4	5	6
	Rs.	Rs.	Rs.	Rs.	Rs.
Brought forward ..	11,53,705	—1,723	11,51,982	11,51,982	11,51,982
(4) DRAINAGE AND PROTECTIVE WORKS.					
C. Works	1,437	..	1,437	1,437	1,437
L. Earth-work	1,650	..	1,650	1,650	1,650
Total, Drainage and Protective Works.	3,087	..	3,087	3,087	3,087
Total, I.—Works ..	11,56,792	—1,723	11,55,069	11,55,069	11,55,069
II.—ESTABLISHMENT.					
1 and 2. Direction and Accounts ..	2,05,547	—694	2,04,853	2,04,853	2,04,853
3. Executive					
Total, Establishment ..	2,05,547	—694	2,04,853	2,04,853	2,04,853
III.—TOOLS AND PLANT					
IV.—Suspense Accounts ..	22,979	—41	22,938	22,938	22,938
Pensionary charges ..	606	—97	509	509	509
Grand Total ..	13,85,924	—2,555	13,83,369	13,83,369	13,83,369
V.—Less—Receipts on Capital Account	740	..	740	740	740
Net Outlay ..	13,85,184	—2,555	13,82,629	13,82,629	13,82,629
<i>Apportionment.</i>					
Chargeable to 35—Construction of Protective Irrigation Works ..	4,00,939	..	4,00,939	4,00,939	4,00,939
Chargeable to 43—Minor Works and Navigation	9,00,811	..	9,00,811	9,00,811	9,00,811
Chargeable to 55—Construction of Irrigation Works	83,434	—2,555	80,879	80,879	80,879
Total ..	13,85,184	—2,555	13,82,629	13,82,629	13,82,629

GOKAK CANAL (FIRST SECTION) AND STORAGE WORKS.

CANAL PROJECT.

No. 3.—Revenue Account for, and to end of, 1927-28.

Receipts.	TOTAL.			Charges.	TOTAL.		
	Previous.	1927-28.	Total.		Previous.	1927-28.	Total.
	Rs.	Rs.	Rs.		Rs.	Rs.	Rs.
I.—DIRECT RECEIPTS.				I.—EXTENSIONS AND IMPROVEMENTS.			
1. Water-rates from Irrigation ..	12,09,964	85,018	12,94,982	1. Head Works..	26,026	..	26,026
3 Sales of water ..	11,022	423	11,445	2. Main Canals and Branches ..	1,427	..	1,427
5. Plantations ..	46,249	..	46,944	Total ..	27,453	..	27,453
6. Other canal produce ..		695					
7 Water power ..	4,95,098	14,313	5,09,411				
9. Rents of buildings ..	1,000	248	1,248	II.—MAINTENANCE AND REPAIRS.			
10. Fines ..	44	..	44	1. Head Works..	94,734	3,690	98,424
11. Miscellaneous receipts ..	42,761	4,087	45,848	2. Main Canals and Branches ..	50,112	..	50,112
12. <i>Deduct</i> —Refunds ..	6,588	7,154	13,742	3. Distributaries.	27,377	..	27,377
Total ..	17,99,550	97,630	18,97,180	4. Drainage and Protective Works.	30	..	30
				Total ..	1,72,253	3,690	1,75,943
II.—INDIRECT RECEIPTS.							
Irrigation share of Land Revenue collected in the Civil Department.	IV.—ESTABLISHMENT.			
				1 and 2. Direction and Accounts ..	1,78,596	6,231	1,84,827
				3. Executive ..			
				V.—TOOLS AND PLANT ..	12,949	88	13,037
Total Receipts ..	17,99,550	97,630	18,97,180	Pensionary charges.	1,451	872	2,323
Carried over ..	17,99,550	97,630	18,97,180	Carried over ..	3,92,702	10,881	4,03,583

ADMINISTRATIVE ACCOUNTS FOR THE YEAR 1927-28.

213

GOKAK CANAL (FIRST SECTION) AND STORAGE WORKS.

CANAL PROJECT.

No. 3.—Revenue Account for, and to end of, 1927-28.

Receipts.	TOTAL.			Charges.	TOTAL.		
	Previous.	1927-28.	Total.		Previous.	1927-28.	Total.
	Rs.	Rs.	Rs.		Rs.	Rs.	Rs.
Brought forward ..	17,99,550	97,630	1,897,180	Brought forward..	3,92,702	10,881	4,03,583
				VI.—REFUNDS OF REVENUE ..	3,436	..	3,436
				Total ..	3,96,138	10,881	4,07,019
				Share of Collection charges in the Civil Department. {	-2,790	-5,405	-8,195(a)
					64,146	2,592	66,738
				Total, Direct Charges ..	4,57,494	8,068	4,65,562
				Indirect Charges debitable to Revenue Account as per Account No. 5 ..	24,067	37	24,104
				Total, Charges ..	4,81,561	8,105	4,89,666
				Balance Net Revenue ..	13,17,989	89,525	14,07,514
GRAND TOTAL ..	17,99,550	97,630	18,97,180	GRAND TOTAL ..	17,99,550	97,630	18,97,180

N.B.—Construction Estimate closed on 31st March 1897, vide G. R. No. 1393, dated 2nd October 1897. Completion Report approved in G. R. No. 327, dated 10th February 1900.

(a) Write-back of excess collection charges according to G. R., P. W. D., No. 9532, dated 14th August 1928.

PUBLIC WORKS DEPARTMENT, IRRIGATION BRANCH.
GOKAK CANAL (FIRST SECTION) AND STORAGE WORKS.

CANAL PROJECT.

No. 4.—Interest Account for, and to end of, 1927-28.

	Amount. Rs.		Amount. Rs.
Total interest charges to end of 1926-27	18,29,271	Net Revenue realized to end of 1926-27 as per No. 3	13,17,989
Interest charges for the year 1927-28	47,796	Net Revenue realized during 1927-28 as per No. 3	89,525
On Rs. 13,01,750 outlay to end of the year 1916-17 at the average rate 3'3252 per cent.	Rs. 43,286	Total Net Revenue realized to end of the year as per No. 3	14,07,514
On subsequent outlay Rs. 82,156 at the flat rate 5'49 per cent.	4,510	Balance net interest charges ..	4,69,553
Total ..	18,77,067	Total ..	18,77,067

No. 5.—Account of Indirect Charges for, and to end of, 1927-28.

Particulars.	Previous.	1927-28.	Total.	Particulars.	Previous.	1927-28.	Total.
	Rs.	Rs.	Rs.		Rs.	Rs.	Rs.
CAPITAL ACCOUNT.				REVENUE ACCOUNT.			
1. Capitalized abatement of Land Revenue ..	53,279	..	53,279	1. Capitalized abatement of Land Revenue ..	2	..	2
2. Leave and Pension Allowances ..	29,709	..	29,709	2. Leave and Pension Allowances ..	23,551	..	23,551
3. Audit and Accounts Establishment ..	567	-17	550	3. Audit and Accounts Establishment ..	514	37	551
Total ..	83,555	-17	83,538	Total ..	24,067	37	24,104

ADMINISTRATIVE ACCOUNTS FOR THE YEAR 1927-28. . 215

GOKAK CANAL (FIRST SECTION) AND STORAGE WORKS.

CANAL PROJECT.

No. 6.—Statement comparing Capital Cost to end of 1927-28 with sanctioned estimates.

Particulars.	Charges against closed sanctions.			Current sanctions.			Total charges to date against old and current sanctions.
	Expenditure against construction estimate.	Expenditure against open Capital sanctions.	Total.	Charges to date.	Amount of sanctioned estimate.	Unspent balance of estimate.	
1	2	3	4	5	6	7	8
DIRECT CHARGES.	Rs.	Rs.	Rs.	Rs.	Rs.	Rs.	Rs.
Works ..	10,22,617	1,32,452	11,55,069				11,55,069
Establishment ..	1,72,777	32,076	2,04,853				2,04,853
Tools and Plant ..	21,065	1,873	22,938				22,938
Pensionary charges	509	509				509
Total ..	12,16,459	1,66,910	13,83,369				13,83,369
Less—Receipts on Capital Account ..	379	361	740				740
Net Total ..	12,16,080	1,66,549	13,82,629				13,82,629
INDIRECT CHARGES.							
Capitalized abatement of Land Revenue ..	18,642	34,637	53,279				53,279
Leave and Pension Allowances ..	25,728	3,981	29,709				29,709
Audit and Accounts	550	550				550
Total ..	44,370	39,168	83,538				83,538
GRAND TOTAL ..	12,60,450	2,05,717	14,66,167				14,66,167

EASTERN NARA WORK.

CANAL PROJECT.

No. 2.—Capital Account for, and to end of, 1927-1928.

Heads of Account.	Direct Charges.			Cost of Construction as now estimated. (Construction estimate closed on 31st March 1898.)	Expenditure against closed estimates
	Previous.	1927-28.	Total.		
1	2	3	4	5	6
I.—WORKS.	Rs.	Rs.	Rs.	Rs.	Rs.
(1) HEAD WORKS.					
B Land	1,638	..	1,638	1,638	1,638
C. Works	12,33,300	..	12,33,300	12,33,300	12,33,300
K. Buildings	1,862	..	1,862	1,862	1,862
Total, Head Works ..	12,36,800	..	12,36,800	12,36,800	12,36,800
(2) MAIN CANALS AND BRANCHES.					
A. Preliminary Expenses ..	6,455	..	6,455	4,583	2,710
B. Land	7,793	..	7,793	1,600	..
C. Works	18,148	..	18,148	21,616	..
D. Regulators	3,35,426	..	3,35,426	3,36,088	3,17,327
G. Bridges	1,67,386	..	1,67,386	1,69,643	1,61,703
H. Escapes	45,632	..	45,632	45,632	45,632
K. Buildings	1,49,461	..	1,49,461	1,49,809	1,42,012
L. Earth-work	11,08,460	18,444	11,26,904	11,31,021	7,66,537
M. Plantations	16,742	..	16,742	17,314	16,742
N. Tanks and Reservoirs ..	1,441	..	1,441	1,441	1,441
O. Miscellaneous	40,464	..	40,464	39,084	32,121
P. Maintenance	1,587	..	1,587	8,214	..
Total, Main Canals and Branches ..	18,98,995	18,444	19,17,439	19,26,045	14,86,225
Carried over ..	31,35,795	18,444	31,54,239	31,62,845	27,23,025

EASTERN NARA WORK.

CANAL PROJECT.

No. 2.—Capital Account for, and to end of, 1927-28.

Heads of Account.	Direct Charges			Cost of Construction as now estimated. (Construction estimate closed on 31st March 1898)	Expenditure against closed estimates.
	Previous.	1927-28	Total.		
1	2	3	4	5	6
Brought forward ..	Rs. 31,35,795	Rs. 18,444	Rs. 31,54,239	Rs. 31,62,845	Rs. 27,23,025
(3) DISTRIBUTARIES.					
A. Preliminary Expenses ..	14,821	..	14,821	15,666	14,166
B. Land	36,407	..	36,407	21,151	19,751
C. Works	3,47,754	..	3,47,754	3,48,079	3,33,671
L. Earth-work	2,95,837	..	2,95,837	2,83,540	2,45,918
M. Plantations	29	..	29	29	29
O. Miscellaneous	64,740	..	64,740	65,096	55,932
P. Maintenance	1,073	..	1,073	4,312	548
Total, Distributaries ..	7,60,661	..	7,60,661	7,37,873	6,70,015
(4) DRAINAGE AND PROTECTIVE WORKS.					
A. Preliminary Expenses ..	65,327	..	65,327	65,327	65,327
B. Land	2,832	..	2,832	2,832	2,832
C. Works	2,38,182	..	2,38,182	2,38,182	2,38,182
L. Earth-work	20,29,845	..	20,29,845	20,29,845	20,29,845
O. Miscellaneous	425	..	425	425	425
Total, Drainage and Protective Works.	23,36,611	..	23,36,611	23,36,611	23,36,611
(6) SPECIAL TOOLS AND PLANTS ..					
	3,19,756	..	3,19,756	3,19,756	3,19,756
Adjustment according to foot-note (a). Difference of Revised Estimate sanctioned in G. R. No. 5,866 dated 7th September 1925 ..	-22,384	..	-22,384
	31,723	..
Total, I—Works .. {	65,52,823	18,444	65,48,883	65,88,808	60,49,407
	-22,384				

EASTERN NARA WORK.

CANAL PROJECT.

No. 2.—Capital Account for, and to end of, 1927-28.

Heads of Account.	Direct Charges.			Cost of Construction as now estimated. (Construction estimate closed on 31st March 1898.)	Expenditure against closed estimates.
	Previous.	1927-28.	Total.		
1	2	3	4	5	6
Brought forward ..	Rs. 65,52,823 (a)—22,384	Rs. 18,444	Rs. 65,48,883	Rs. 65,88,808	Rs. 60,49,407
II.—ESTABLISHMENT.					
4. Medical	{ 16,61,058 } { (a)—32,322 }	3,901	16,32,637	} 16,47,118	15,30,345
5. Special Survey	4,882	..	4,882		
Total, II.—Establishment ..	{ 16,65,940 } { (a)—32,322 }	3,901	16,37,519	16,47,118	15,30,345
III.—TOOLS AND PLANT ..					
	{ 87,697 } { —6,382 }	104	81,419	88,179	79,607
IV.—Suspense Accounts					
Pensionary charges 183	.. 546	.. 729	.. 1,616	..
GRAND TOTAL ..	{ 83,06,643 } { —61,088 }	22,995	82,68,550	83,25,721	76,59,359
V.—Less—Receipts on Capital Account.					
	176	..	176	176	176
Net Outlay ..	{ 83,06,467 } { —61,088 }	22,995	82,68,374	83,25,545	76,59,183
<i>Apportionment.</i>					
Chargeable to 49—Irrigation ..	{ 47,15,370 } { —61,088 }	..	46,54,282	} 83,25,545	76,59,183
Chargeable to 43—Minor Works and Navigation	23,89,790	..	23,89,790		
Chargeable to 55—Construction of Irrigation Works	12,01,307	22,995	12,24,302		
Total ..	{ 83,06,467 } { —61,088 }	22,995	82,68,374	83,25,545	76,59,183

(a) Charges on making a detailed survey and preparing plans and estimates for the Eastern Nara Project already debited to the open Capital account of this Project during the years 1908-09 to 1910-11 and subsequently included in the sum of Rs. 8,14,532 outlay prior to December 1920 reported to the Government of India and included in the project estimate of the Lloyd Barrage Project have been adjusted through the previous column of the Administrative Accounts of the Lloyd Barrage Project. The minus entry being made in these columns during the year according to para. 4 of Accountant General, Bombay No. Bk 20-1/146 dated the 27 April 1927 printed in G.R., P.W.D., No. 947 dated the 6th June 1927.

EASTERN NARA.

CANAL PROJECT.

No. 3.—Revenue Account for, and to end of, 1927-28.

Receipts.	TOTAL.			Charges.	TOTAL.		
	Previous.	1927-28.	Total.		Previous.	1927-28.	Total.
	Rs.	Rs.	Rs.		Rs.	Rs.	Rs.
I.—DIRECT RECEIPTS.				I.—EXTENSIONS AND IMPROVEMENTS.			
1. Water-rates from Irrigation ..	4,80,819	2,855	4,83,674	1. Head Works ..	68,905	..	68,905
3. Sales of water ..	38,152	1,112	39,264	2. Main Canals and Branches ..	3,80,121	8,173	3,88,294
5. Plantations ..	3,14,546	1,024	3,20,066	3. Distributaries.	39,187	..	39,187
5. Other canal produce ..		4,496		4. Drainage and Protective Works.	2,49,841	..	2,49,841
8. Navigation ..	9,011	..	9,011	Total ..	7,38,054	8,173	7,46,227
9. Rents of buildings ..	2,017	10	2,027				
10. Fines ..	59,671	4,869	64,540	II.—MAINTENANCE AND REPAIRS.			
11. Miscellaneous receipts ..	6,25,901	2,468	6,28,369	1. Head Works ..	5,82,937	..	5,82,937
12. Deduct--Refunds	1,101	109	1,210	2. Main Canals and Branches ..	34,34,503	2,19,433	36,53,936
Total ..	15,29,016	16,725	15,45,741	3. Distributaries ..	72,382	..	72,382
II. INDIRECT RECEIPTS.				4. Drainage and Protective Works ..	10,21,190	35,344	10,56,534
Irrigation share of Land Revenue collected in the Civil Department.	2,50,95,509	4,28,953	2,55,24,462	Unclassified outlay.	5,36,057	..	5,36,057
4 per cent. on 9/10ths of the proceeds from sales of occupancy rights per Govt. of India Nos. 53 & 58-A. I., dated respectively 20th June and 1st August 1889, communicated in Government Resolution No. 1209, dated 10th July, and No. 1913, dated 7th November 1889 to end of 1920-21 and thereafter at the average rate communicated by Local Govt. vide Govt. Order P. W. D., No. W.I. 11143 dated 20th July 1921. ..	92,127	6,393	98,520	Total ..	56,47,069	2,54,777	59,01,846
Total ..	2,51,87,636	4,35,346	2,56,22,982	IV.—ESTABLISHMENT.			
Total, Receipts ..	2,67,16,652	4,52,071	2,71,68,723	1 & 2. Direction and Accounts ..	28,08,503	1,35,851	29,44,354
Carried over ..	2,67,16,652	4,52,071	2,71,68,723	3. Executive ..			
				V.—TOOLS AND PLANT ..	75,304	3,329	78,633
				Pensionary charges.	19,476	19,019	38,495
				Carried over ..	92,88,406	4,21,149	97,09,555

EASTERN NARA.

CANAL PROJECT.

No. 3.—Revenue Account for, and to end of, 1927-28.

Receipts.	TOTAL			Charges.	TOTAL		
	Previous.	1927-28.	Total.		Previous.	1927-28.	Total.
	Rs.	Rs.	Rs.		Rs.	Rs.	Rs.
Brought forward ..	2,67,16,652	4,52,071	2,71,68,723	Brought forward ..	92,83,406	4,21,149	97,09,555
<i>Note.</i> —Loss to the canal on account of difference between assessment of water-rates on jaghir lands and assessment at the ordinary rates in force for Government lands noted here per Government of India letter No. 233-I, dated 14th June 1883, communicated under Government Resolution No. 403, dated 11th August 1883.				VI.—REFUNDS OF REVENUE..	8,042	..	8,042
				Suspense Account ..	27	..	27
				<i>Deduct</i> -Recoveries on Revenue Account.	2,046	35	2,081
				Total ..	92,94,429	4,21,114	97,15,543
				Share of collection charges in the Civil Department.	18,80,706	26,243	19,06,949
				Total, Direct Charges	1,11,75,135	4,47,357	1,16,22,492
				Indirect Charges debitable to Revenue Account as per Account No. 5 ..	4,14,427	2,630	4,17,058
				Total, Charges ..	1,15,89,563	4,49,987	1,20,39,550
				Balance Net Revenue ..	1,51,27,089	2,084	1,51,29,173
	To end of 1926-1927 .. 7,83,791 Loss for 1927-1928 .. 7,371 Total 7,91,162				GRAND TOTAL ..	2,67,16,652	4,52,071

N.B.—Construction estimate closed on 31st March 1898—*vide* G. R. No. 1766, dated 18th November 1895. Completion report approved in G. R. No. 438, dated 17th February 1913.

EASTERN NARA WORKS.

CANAL PROJECT.

No. 4.—Interest Account for, and to end of, 1927-28

	Amount.		Amount.
	Rs.		Rs.
Total interest charges to end of 1926-27	1,26,34,348	Net Revenue realized to end of 1926-27 as per No. 3	1,51,27,089
Interest charges for the year 1927-28	3,07,855	} Net Revenue realized during 1927-28 as per No. 3	2,084
	(a)—8,124		
On Rs. 67,18,727 outlay to end of the year 1916-17 at the average rate 3.3252 per cent. ..	2,23,411	Total Net Revenue realized to end of the year as per No. 3	1,51,29,173
On the subsequent outlay Rs. 15,38,149 at the flat rate 5.49 per cent.	84,444	Balance net interest charges	—21,95,094
Total	1,29,34,079	Total	1,29,34,079

(a) Corrected as per Accountant General's Telegram dated 8th December 1928, and Auditor General's I.E. No. 19, dated 15th December 1928.

No. 5.—Account of Indirect Charges for, and to end of, year 1927-28.

Particulars.	Previous.	1927-28.	Total.	Particulars.	Previous.	1927-28.	Total.
	Rs.	Rs.	Rs.		Rs.	Rs.	Rs.
CAPITAL ACCOUNT.				REVENUE ACCOUNT.			
1. Capitalized abatement of Land Revenue ..	9,533	..	9,533	1. Capitalized abatement of Land Revenue ..	550	..	550
2. Leave and Pension Allowances ..	2,77,001	..	2,77,001	2. Leave and Pension Allowances ..	4,00,379	..	4,00,379
3. Audit and Accounts Establishment ..	9,451	184	9,635	3. Audit and Accounts Establishment ..	13,499	2,630	16,129
Total ..	2,95,985	184	2,96,169	Total ..	4,14,428	2,630	4,17,058

EASTERN NARA WORKS.

TANK PROJECT.

No. 6.—Statement comparing Capital Cost to end of 1927-28 with sanctioned Estimates.

Particulars.	Charges against closed sanctions.			Current sanctions.			Total charges to date against old and current sanctions.
	Expenditure against construction estimate.	Expenditure against open capital sanctions.	Total.	Charges to date.	Amount of sanctioned estimate.	Unspent balance of estimate.	
1	2	3	4	5	6	7	8
DIRECT CHARGES.	Rs.	Rs.	Rs.	Rs.	Rs.	Rs.	Rs.
Works	48,30,172	12,19,235	60,49,407	4,99,476	5,39,401	39,925	65,48,883
Establishment ..	11,84,114	3,46,231	15,30,345	1,07,174	1,16,773	9,599	16,37,519
Tools and Plant ..	50,880	28,727	79,607	1,812	8,572	6,760	81,419
Pensionary charges	729	1,616	887	729
Total ..	60,65,166	15,94,193	76,59,359	6,09,191	6,66,362	57,171	82,68,550
Less—Receipts on Capital Account ..	179	—3	176	176
Net Total ..	60,64,987	15,94,196	76,59,183	6,09,191	6,66,362	57,171	82,68,374
INDIRECT CHARGES.							
Capitalized abatement of Land Revenue ..	2,669	415	3,084	6,449	12,364	5,915	9,533
Leave and Pension Allowances ..	2,09,728	48,472	2,58,200	18,801	15,272	—3,529	2,77,001
Audit and Accounts Establishment	4,417	4,417	5,218	5,394	176	9,635
Total ..	2,12,397	53,304	2,65,701	30,468	33,030	2,562	2,96,169
GRAND TOTAL ..	62,77,384	16,47,500	79,24,884	6,39,659	6,99,392	59,733	85,64,543

Revised Estimate sanctioned in G. R. (P.W.D.), No. 5866, dated 7th September 1925	Rs. 3,32,253
Second Revised Estimate sanctioned in G. R. (P.W.D.) No. 1598, dated 28th November 1927	3,67,139
	<u>6,99,392</u>

MHASWAD TANK.

TANK PROJECT.

No. 3.—Revenue Account for, and to end of, 1927-28.

Receipts.	TOTAL.			Charges.	TOTAL		
	Previous.	1927-28.	Total.		Previous.	1927-28.	Total.
	Rs.	Rs.	Rs.		Rs.	Rs.	Rs.
I.—DIRECT RECEIPTS.				I.—EXTENSIONS AND IMPROVEMENTS.			
1. Water-rates from Irrigation ..	12,08,919	{ ~34,545 (a) 289 }	12,43,753	1. Head Works ..	20,755	10	20,765
3. Sales of water ..	696	..	696	2. Main Canals and Branches ..	4,910	..	4,910
4. Water-sup ply of towns ..	29,846	..	29,846	3. Distributaries.	3,572	..	3,572
5. Plantations ..	53,653	{ 1,961 }	53,012	Total ..	29,237	10	29,247
6. Other canal produce ..		{ 2,398 }					
9. Rents of buildings ..	1,337	22	1,359	II.—MAINTENANCE AND REPAIRS.			
10. Fines ..	190	..	190	1. Head Works ..	80,393	3,080	83,473
11. Miscellaneous Receipts ..	1,07,004	9,488	1,16,492	2. Main Canals and Branches ..	1,30,748	1,880	1,32,628
12. Deduct—Re-funds.	23,246	7	23,253	3. Distributaries..	92,051	1,467	93,518
Total ..	13,78,399	48,696	14,27,095	Total ..	3,03,192	6,427	3,09,619
II.—INDIRECT RECEIPTS.				III.—COMPEN-SATION ..	75	..	75
Irrigation Share of Land Revenue collected in the Civil Department.	IV.—ESTAB-LISHMENT.			
				1 and 2. Direc-tion and Accounts } 2,73,582	8,347		2,81,929
				3. Executive ..			
				V.—TOOLS AND PLANT ..	7,357	100	7,457
Total Receipts ..	13,78,399	48,696	14,27,095	Pensionary charges.	1,580	1,168	2,748
Carried over ..	13,78,399	48,696	14,27,095	Carried over ..	6,15,023	16,052	6,31,075

PUBLIC WORKS DEPARTMENT, IRRIGATION BRANCH.

MHASWAD TANK.

TANK PROJECT.

No. 3.—Revenue Account for, and to end of, 1927-28.

Receipts.	TOTAL			Charges.	TOTAL.		
	Previous.	1927-28.	Total.		Previous.	1927-28.	Total.
	Rs.	Rs.	Rs.		Rs.	Rs.	Rs.
Brought forward..	13,78,399	43,696	14,27,095	Brought forward..	6,15,023	16,052	6,31,075
				VI.—REFUNDS OF REVENUE ..	423	..	423
				Total ..	6,15,446	16,052	6,31,498
				Share of Collection Charges in the Civil Department.	61,373 -2,900	(a) 974 289 -5,317	62,636 -8,217(c)
				Total Direct Charges ..	6,73,919	11,998	6,85,917
				Indirect Charges debitable to Revenue Account as per Account No. 5 ..	37,397	64	37,461
				Total Charges ..	7,11,316	12,062	7,23,378
				Balance Net Revenue ..	6,67,083	36,634	7,03,717
GRAND TOTAL ..	13,78,399	48,696	14,27,095	GRAND TOTAL ..	13,78,399	48,696	14,27,095

N.B.—Last Capital Account detailed in the Administrative Accounts for 1906-07.

Construction Estimate closed on 31st March 1901—vide G.R. No. 1197, dated 10th June 1901.

Completion Report approved in G.R. No. 1106, dated 22nd April 1903.

(a) Amount adjusted by credits to water-rates and debit *per contra* on account of collection charges for the revenue realized by the Aundh State.

Note.—Loss of revenue due to concession granted for wheat cultivation during the Rabi season 1916-17, vide G. R. No. A-I.—12327, dated 18th December 1917 Rs. 2,494.

(c) Write-back of excess collection charges according to G. R., P. W. D., No. 9532, dated 14th August 1928.

MHASWAD TANK.

TANK PROJECT.

No. 4.—Interest Account for, and to end of, 1927-28.

	Amount Rs.		Amount Rs.
Total interest charges to end of 1926-27	32,72,183	Net Revenue realized to end of 1926-27 as per No. 3.. ..	6,67,083
Interest charges for the year 1927-28	66,688	Net Revenue realized during 1927-28 as per No. 3	36,634
On Rs. 20,05,553 outlay to end of the year 1916-17 at the average rate 3.3252 per cent. ..	Rs. 66,688	Total Net Revenue realized to end of the year as per No. 3	7,03,717
		Balance net interest charges ..	26,35,154
Total ..	33,38,871	Total ..	33,38,871

No. 5.—Account of Indirect Charges for, and to end of, year 1927-28.

Particulars.	Previous.	1927-28.	Total.	Particulars.	Previous.	1927-28.	Total.
	Rs.	Rs.	Rs.		Rs.	Rs.	Rs.
CAPITAL ACCOUNT.		Nil.		REVENUE ACCOUNT.			
				1. Capitalized abatement of Land Revenue ..	173	..	173
				2. Leave and Pension Allowances ..	36,720	..	36,720
				3. Audit and Accounts Establishment ..	504	64	568
				Total ..	37,397	64	37,461

JAMRAO CANAL.

CANAL PROJECT.

No. 2.—Capital Account for, and to end of, 1927-28.

Heads of Account.	DIRECT CHARGES.			Cost of construction as now estimated (construction estimate closed on 31st March 1902).	Expenditure against closed estimates.
	Previous.	1927-28.	Total.		
1	2	3	4	5	6
I.—WORKS.					
(1) HEAD WORKS.					
A. Preliminary Expenses ..	4,738	..	4,738	4,738	4,738
B. Land	90,714	..	90,714	90,714	90,714
C. Works	17,00,934	..	17,00,934	17,00,934	17,00,934
K. Buildings	1,01,411	..	1,01,411	1,01,411	1,01,411
O. Miscellaneous	31,921	..	31,921	31,921	31,921
P. Maintenance	25,550	..	25,550	25,550	25,550
Total, Head Works ..	19,55,268	..	19,55,268	19,55,268	19,55,268
(2) MAIN CANALS AND BRANCHES.					
A. Preliminary Expenses ..	32,466	..	32,466	32,466	32,466
B. Land	30,215	..	30,215	30,215	30,215
D. Regulators	3,99,426	..	3,99,426	3,99,426	3,99,426
E. Falls and Weirs	85,625	..	85,625	85,625	85,625
F. (1) Other cross drainage works ..	1,83,594	..	1,83,594	1,83,594	1,83,594
G. Bridges	1,71,475	..	1,71,475	1,71,475	1,71,475
H. Escapes	44,222	..	44,222	44,222	44,222
K. Buildings	3,95,160	..	3,95,160	3,95,160	3,95,160
L. Earth-work	27,63,274	19,989	27,83,263	28,03,775	25,50,364
M. Plantations	45,869	..	45,869	45,869	45,869
O. Miscellaneous	57,290	..	57,290	57,290	57,290
P. Maintenance	26,088	..	26,088	26,088	26,088
Total, Main Canals and Branches ..	42,34,704	19,989	42,54,693	42,75,205	40,21,794
Carried over ..	61,89,972	19,989	62,09,961	62,30,473	59,77,062

JAMRAO CANAL.

CANAL PROJECT.

No. 2.—Capital Account for, and to end of, 1927-28.

Heads of Account.	Direct Charges.			Cost of construction as now estimated (construction estimate closed on 31st March 1902).	Expenditure against closed estimates.
	Previous.	1927-28.	Total.		
1	2	3	4	5	6
	Rs.	Rs.	Rs.	Rs.	Rs.
Brought forward ..	61,89,972	19,989	62,09,961	62,30,473	59,77,062
(3) DISTRIBUTARIES.					
B. Land	9,409	..	9,409	9,409	9,409
C. Works	11,529	..	11,529	11,529	11,529
L. Earth-work	3,64,138	..	3,64,138	3,64,138	3,64,138
M. Plantations	7,60,016	..	7,60,016	7,60,016	7,60,016
O. Miscellaneous	17,001	90	17,091	17,091	17,091
P. Maintenance	10,041	..	10,041	10,041	10,041
Total, Distributaries ..	11,72,134	90	11,72,224	11,72,224	11,72,224
(4) DRAINAGE AND PROTECTIVE WORKS.					
A. Preliminary Expenses ..	363	..	363	363	363
C. Works	23,824	..	23,824	23,824	23,824
L. Earth-work	31,145	..	31,145	31,145	31,145
O. Miscellaneous	9,134	..	9,134	9,134	9,134
Total, Drainage and Protective Works.	64,466	..	64,466	64,466	64,466
(6) SPECIAL TOOLS AND PLANT					
..	2,86,980	..	2,86,980	2,86,980	2,86,980
Total, I.—Works ..	77,13,552	20,079	77,33,631	77,54,143	75,00,732

JAMRAO CANAL.

CANAL PROJECT.

No. 2.—Capital Account for, and to end of, 1927-28.

Heads of Account.	Direct Charges.			Cost of construction as now estimated (construction estimate closed on 31st March 1902).	Expenditure against closed estimates.
	Previous.	1927-28.	Total.		
1	2	3	4	5	6
	Rs.	Rs.	Rs.	Rs.	Rs.
Brought forward ..	77,13,552	20,079	77,33,631	77,54,143	75,00,732
II.—ESTABLISHMENT.					
3. Executive	} 16,61,841	4,531	16,66,372	16,78,111	16,22,908
4. Medical					
5. Special Survey					
Total, Establishment ..	16,61,841	4,531	16,66,372	16,78,111	16,22,908
III.—TOOLS AND PLANT					
IV.—Suspense Accounts ..	1,91,592	143	1,91,735	1,91,616	1,87,383
Pensionary charges	4,606	634	4,606	4,606	4,606
	—11		623	1,583	133
Grand Total ..	95,71,580	25,387	95,96,967	96,30,059	93,15,762
V.—Less—Receipts on Capital Account.					
Net Outlay ..	981	..	981	981	981
	95,70,599	25,387	95,95,986	96,29,078	93,14,781
<i>Apportionment.</i>					
Chargeable to 49—Irrigation ..	87,79,885	..	87,79,885	} 96,29,078	93,14,781
Chargeable to 55—Construction of Irrigation Works ..	7,90,714	25,387	8,16,101		
Total ..	95,70,599	25,387	95,95,986	96,29,078	93,14,781

JAMRAO CANAL.

CANAL PROJECT.

No. 3.—Revenue Account for, and to end of, 1927-28.

Receipts.	TOTAL.			Charges.	TOTAL.		
	Previous.	1927-28.	Total.		Previous.	1927-28.	Total.
I.—DIRECT RECEIPTS.	Rs.	Rs.	Rs.		Rs.	Rs.	Rs.
1. Water-rates from Irrigation ..	4,91,021	7,620	4,98,641	I.—EXTENSIONS AND IMPROVEMENTS.			
3. Sales of water ..	1,591	247	1,838	1. Head Works ..	49,274	..	49,274
4. Water-supply of towns ..	5	..	5	2. Main Canals and Branches ..	1,92,137	18,140	2,10,277
5. Plantations ..	82,238	36,623	1,18,866	3. Distributaries ..	1,52,079	..	1,52,079
6. Other canal produce ..	3,81,086	11,051	3,92,137	4. Drainage and Protective Works.	800	..	800
7. Water power ..	13	..	13				
9. Rents of buildings ..	14,251	2,566	16,817	Total ..	3,94,290	18,140	4,12,430
10. Fines ..	3,14,473	7,207	3,21,680				
11. Miscellaneous receipts ..	1,30,880	1,109	1,31,989	II.—MAINTENANCE AND REPAIRS.			
12. Deduct—Refunds	782	510	1,292	1. Head Works ..	2,29,831	3,635	2,33,466
Total ..	14,14,776	65,918	14,80,694	2. Main Canals and Branches ..	26,80,952	1,64,019	28,44,971
II.—INDIRECT RECEIPTS.				3. Distributaries ..	20,10,967	90,766	21,01,733
Irrigation share of Land Revenue collected in the Civil Department.	1,65,62,647	4,88,074	1,70,50,721	4. Drainage and Protective Works ..	1,024	..	1,024
4 per cent. on 9/10ths of the proceeds from sales of occupancy rights per Govt. of India Nos. 53 and 58-A. I., dated respectively 20th June and 1st August 1889, communicated in Government Resolutions No. 1209, dated 10th July, and No. 1913, dated 7th November 1889 to end of 1920-21 and thereafter at the average rate Communicated by Local Govt. Vide Govt. order P.W.D. no. W.I. 11143, dated 20th July 1921 ..	14,02,597	78,342	14,80,939	Total ..	49,22,774	2,58,420	51,81,194
Total ..	1,79,65,244	5,66,416	1,85,31,660	IV.—ESTABLISHMENT.			
Total Receipts ..	1,93,80,020	6,32,334	2,00,12,354	1. and 2. Direction and Accounts ..	41,37,832	2,20,221	43,58,053
Carried over ..	1,93,80,020	6,32,334	2,00,12,354	3. Executive ..			
				V.—TOOLS AND PLANT ..	1,03,492	3,617	1,07,109
				Pensionary charges.	33,564	30,831	64,395
				Carried over ..	95,91,952	5,31,229	1,01,23,181

JAMRAO CANAL.

CANAL PROJECT.

No. 3.—Revenue Account for, and to end of, 1927-28.

Receipts.	TOTAL.			Charges.	TOTAL.		
	Previous.	1927-28.	Total.		Previous.	1927-28.	Total.
	Rs.	Rs.	Rs.		Rs.	Rs.	Rs.
Brought forward ..	1,93,80,020	6,32,334	2,00,12,354	Brought forward ..	95,91,952	5,31,229	1,01,23,181
<i>Note.</i> —Loss to the canal on account of difference between assessment of water-rates on jaghir lands and also on lands in Khilat Territory and assessment at the ordinary rates in force for Government lands noted here per Government of India Letter No. 233-I., dated 14th June 1883, communicated under Government Resolution No. 400, dated 11th August 1883.				VI.—REFUNDS OF REVENUE..	1,268	..	1,268
				Suspense Account ..	—4,601	..	—4,601
				<i>Deduct</i> —Receipts on revenue account..	1,799	9	1,808
				Total ..	95,86,820	5,31,220	1,01,18,040
				Share of collection charges in the Civil Department ..	5,23,799	15,086	5,38,885
				Total, Direct Charges.	1,01,10,619	5,46,306	1,06,56,925
				Indirect charges debitible to Revenue Account as per Account No. 5 ..	5,65,116	2,766	5,67,882
				Total, Charges ..	1,06,75,735	5,49,072	1,12,24,807
				Balance Net Revenue ..	87,04,285	83,262	87,87,547
				GRAND TOTAL ..	1,93,80,020	6,32,334	2,00,12,354
To end of 1926-27. 3,10,288							
Loss for 1927-28. 10,268							
Total ..3,20,556							

N. B.—Construction estimate closed on 31st March 1902—*vide* G. R. No. 1796, dated 28th August 1901. Completion report approved in G. R. No. 1706, dated 30th June 1906.

JAMRAO CANAL.

CANAL PROJECT.

No. 4.—Interest Account for, and to end of, 1927-28.

	Amount Rs.		Amount Rs.
Total interest charges to end of 1926-27	86,98,688	Net Revenue realized to end of 1926-27 as per No. 3	87,04,285
Interest charges for the year 1927-28	3,40,288	Net Revenue realized during 1927-28 as per No. 3	83,262
On Rs. 85,84,355 outlay to end of the year 1916-17 at the average rate 3.3,252 per cent. ..	2,85,447	Total Net Revenue realized to end of the year as per No. 3	87,87,547
On subsequent outlay Rs. 9,98,938 at the flat rate 5.49 per cent. ..	54,841	Balance net interest charges	2,51,429
Total ..	90,38,976	Total ..	90,38,976

No. 5.—Account of Indirect Charges for, and to end of, 1927-28.

Particulars.	Previous.	1927-28.	Total.	Particulars.	Previous.	1927-28.	Total.
	Rs.	Rs.	Rs.		Rs.	Rs.	Rs.
CAPITAL ACCOUNT.				REVENUE ACCOUNT.			
1. Capitalized abatement of Land Revenue ..	54,147	..	54,147	1. Capitalized abatement of Land Revenue ..	1,468	..	1,468
2. Leave and Pension Allowances ..	2,32,669	..	2,32,669	2. Leave and Pension Allowances ..	5,45,734	..	5,45,734
3. Audit and Accounts Establishment.	6,382	201	6,583	3. Audit and Accounts Establishment ..	17,914	2,766	20,680
Total ..	2,93,198	201	2,93,399	Total ..	5,65,116	2,766	5,67,882

JAMRAO CANAL.

CANAL PROJECT.

No. 6.—Statement comparing Capital Cost to end of 1927-28 with sanctioned Estimates.

Particulars.	Charges against closed sanctions.			Current Sanctions.			Total charges to date against old and current sanctions
	Expenditure against construction Estimate.	Expenditure against open Capital sanctions.	Total.	Charges to date.	Amount of sanctioned Estimate.	Unspent balance of Estimate.	
1	2	3	4	5	6	7	8
	Rs.	Rs.	Rs.	Rs.	Rs.	Rs.	Rs.
DIRECT CHARGES.							
Works ..	64,74,033	10,26,699	75,00,732	2,32,899	2,53,411	20,512	77,33,631
Establishment ..	11,51,054	4,71,854	16,22,908	43,464	55,203	11,739	16,66,372
Tools and Plant ..	1,81,762	5,621	1,87,383	4,352	4,233	-119	1,91,735
Suspense Accounts ..	53	4,553	4,606	4,606
Pensionary charges	133	133	490	1,450	1,060	623
Total ..	78,06,902	15,08,860	93,15,762	2,81,205	3,14,297	33,192	95,96,967
Less—Receipts on Capital Account ..	981	...	981	981
Net Total ..	78,05,921	15,08,860	93,14,781	2,81,205	3,14,297	33,192	95,95,986
INDIRECT CHARGES.							
Capitalized abatement of Land Revenue ..	35,896	18,251	54,147	...	5,912	5,912	54,147
Leave and Pension Allowances ..	1,61,148	65,926	2,27,074	5,595	6,761	1,166	2,32,669
Audit and Accounts Establishment	4,254	4,254	2,329	2,534	205	6,583
Total ..	1,97,044	88,431	2,85,475	7,924	15,207	7,283	2,93,399
GRAND TOTAL ..	80,02,965	15,97,291	96,00,256	2,89,129	3,29,504	40,475	98,89,385

Second revised estimate for excavating cuts along the Eastern Nara sanctioned in G. R. (P.W.D.)
 No. 1598 dated 28th November 1927 Rs. 3,29,504

JAMDA CANAL.

CANAL PROJECT.

No. 3.—Revenue Account for, and to end of, 1927-28.

Receipts.	TOTAL.			Charges.	TOTAL.		
	Previous.	1927-28.	Total.		Previous.	1927-28.	Total.
	Rs.	Rs.	Rs.		Rs.	Rs.	Rs.
I.—DIRECT RECEIPTS.				I.—EXTENSIONS AND IMPROVEMENTS.			
1. Water Rates from Irrigation ..	3,48,862	4,325	3,53,187	1. Head Works ..	8,605	..	8,605
3. Sales of water ..	212	..	212	2. Main Canals and Branches ..	27,757	..	27,757
5. Plantations ..	88,080	938	89,799	3. Distributaries ..	1,464	..	1,464
6. Other canal produce ..		731					
9. Rents of buildings ..	2,172	5	2,177				
10. Fines ..	153	..	153	Total ..	37,826	..	37,826
11. Miscellaneous receipts ..	2,838	13	2,851				
12. <i>Deduct</i> —Refunds ..	209	31	240	II.—MAINTENANCE AND REPAIRS.			
				1. Head Works ..	20,188	40	20,228
Total ..	4,42,103	6,031	4,48,139	2. Main Canals and Branches ..	2,79,551	5,908	2,85,459
				3. Distributaries ..	16,463	..	16,463
II.—INDIRECT RECEIPTS.				Total ..	3,16,202	5,948	3,22,150
Irrigation share of Land Revenue collected in the Civil Department.				
				IV.—ESTABLISHMENT.			
Total	1 & 2. Direction and Accounts ..	2,55,527	3,794	2,59,321
				3. Executive ..			
				V.—TOOLS AND PLANT ..	7,802	263	8,065
Total, Receipts ..	4,42,108	6,031	4,48,139	Pensionary charges ..	472	531	1,003
Carried over ..	4,42,108	6,031	4,48,139	Carried over ..	6,17,825	10,536	6,28,365

JAMDA CANAL.

CANAL PROJECT.

No. 3.—Revenue Account for, and to end of, 1927-28.

Receipts.	TOTAL.			Charges.	TOTAL.		
	Previous.	1927-28.	Total.		Previous.	1927-28.	Total.
	Rs.	Rs.	Rs.		Rs.	Rs.	Rs.
Brought forward ..	4,42,108	6,031	4,48,139	Brought forward ..	6,17,829	10,536	6,28,365
				Profit and Loss ..	84	..	84
				VI.—REFUNDS OF REVENUE ..	1,102	..	1,102
				Suspense Account
				Total ..	6,19,015	10,536	6,29,551
				Share of Collection charges in the Civil Department.	—682 17,276	—750 130	—1,432(a) 17,406
				Total, Direct Charges	6,35,609	9,916	6,45,525
				Indirect Charges debitable to Re- venue Account as per Account No. 5 ..	39,118	59	39,177
				Total, Charges ..	6,74,727	9,975	6,84,702
				Balance Net Revenue ..	—2,32,619	—3,944	—2,36,563
GRAND TOTAL ..	4,42,108	6,031	4,48,139	GRAND TOTAL ..	4,42,108	6,031	4,48,139

N.B.—Last Capital Account detailed in the Administrative Accounts for 1925-26.
Construction Estimate closed on 31st March 1902—vide G. R. No. 5163, dated 1st May 1915.
Completion Report approved in G. R. No. 5163, dated 1st May 1915.

^a Write-back of excess collection charges as per G. R., P. W. D., No. 9532, dated 14th August 1928.

JAMDA CANAL.

CANAL PROJECT.

No. 4.—Interest Account for, and to end of, 1927-28.

	Amount. Rs.		Amount. Rs.
Total interest charges to end of 1926-27	22,24,417	Net Revenue realized to end of 1926-27 as per No. 3	-2,32,619
Interest charges for the year 1927-28 Rs.	33,506	Net Revenue realized during 1927-28 as per No. 3	-3,944
On Rs. 9,91,178 outlay to end of the year 1916-17 at the average rate 3.3252 per cent. ..	32,959	Total Net Revenue realized to end of the year as per No. 3	-2,36,563
On subsequent outlay Rs. 9,968 at the flat rate 5.49 per cent. ..	547	Balance net interest charges ..	24,94,486
Total ..	22,57,923	Total ..	22,57,923

No. 5.—Account of Indirect Charges for, and to end of, 1927-28.

Particulars.	Previous.	1927-28.	Total.	Particulars.	Previous.	1927-28.	Total.
	Rs.	Rs.	Rs.		Rs.	Rs.	Rs.
CAPITAL ACCOUNT.	REVENUE ACCOUNT.			
				1. Capitalized abatement of Land Revenue ..	446	..	446
				2. Leave and Pension Allowances ..	38,308	..	38,308
				3. Audit and Accounts Establishment ..	364	59	423
	Total ..	39,118	59	39,177

PATHRI TANK.

TANK PROJECT.

No. 3.—Revenue Account for, and to end of, 1927-28.

Receipts.	TOTAL.			Charges.	TOTAL.		
	Previous.	1927-28.	Total.		Previous.	1927-28.	Total.
	Rs.	Rs.	Rs.		Rs.	Rs.	Rs.
I.—DIRECT RECEIPTS.				I.—EXTENSIONS AND IMPROVEMENTS.			
1. Water-rates from Irrigation ..	94,559	5,573	1,00,132	1. Head Works..	5,973	..	5,973
3. Sales of water.	35,970	9,098	45,068	2. Main Canals and Branches ..	3,671	..	3,671
5. Plantations ..	4,186	..	4,365	Total ..	9,644	..	9,644
6. Other produce canal ..		179					
9. Rents of buildings ..	3	1	4	II.—MAINTENANCE AND REPAIRS.			
10. Fines ..	28	..	28	1. Head Works..	13,425	831	14,256
11. Miscellaneous receipts ..	1,496	65	1,561	2. Main Canals and Branches ..	14,858	827	15,685
12. Deduct—Refunds ..	1,234	..	1,234	3. Distributaries..	2,199	106	2,305
Total ..	1,35,008	14,916	1,49,924	Total ..	30,482	1,764	32,246
II.—INDIRECT RECEIPTS.				IV.—ESTABLISHMENT.			
Irrigation share of Land Revenue collected in the Civil Department.	1 and 2. Direction and Accounts ..	21,302	1,125	22,427
				3. Executive ..			
				V.—TOOLS AND PLANT ..	1,923	78	2,001
Total Receipts ..	1,35,008	14,916	1,49,924	Pensionary charges.	214	158	372
Carried over ..	1,35,008	14,916	1,49,924	Carried over ..	63,565	3,125	66,690

PATHRI TANK.

TANK PROJECT.

No. 3.—Revenue Account for, and to end of, 1927-28.

Receipts.	TOTAL.			Charges.	TOTAL.		
	Previous.	1927-28.	Total.		Previous.	1927-28.	Total.
	Rs.	Rs.	Rs.		Rs.	Rs.	Rs.
Brought over ..	1,35,008	14,916	1,49,924	Brought over ..	63,565	3,125	66,690
				VI.—REFUNDS OF REVENUE..	4	..	4
				Suspense Account .	—46	..	—46
				Total ..	63,523	3,125	66,648
				Share of Collection Charges in the Civil Department.	—622	—839	(a) —1,461
					6,283	440	6,723
				Total Direct Charges ..	69,184	2,726	71,910
				Indirect Charges debit to Revenue Account at per Account No. 5 ..	2,994	18	3,012
				Total Charges ..	72,178	2,744	74,922
				Balance Net Revenue ..	62,830	12,172	75,002
GRAND TOTAL ..	1,35,008	14,916	1,49,924	GRAND TOTAL ..	1,35,008	14,916	1,49,924

N.B.—Last Capital Account detailed in the Administrative Accounts for 1915-16.

Construction Estimate closed on 31st March 1902—vide G. R. No. 1654, dated 6th July 1902.

Completion Report approved in G. R. No. 2452, dated 22nd November 1910.

(a) Write-back of excess collection charges according to G. R., P. W. D., No. 9532, dated 14th August 1928.

PUBLIC WORKS DEPARTMENT, IRRIGATION BRANCH.

PATHRI TANK.

TANK PROJECT.

No. 4.—Interest Account for, and to end of, 1927-28.

	Amount Rs.		Amount Rs.
Total interest charges to end of 1926-27	5,13,389	Net Revenue realized to end of 1926-27 as per No. 3 ..	62,830
Interest charges for the year 1927-28	20,876	Net Revenue realized during 1927-28 as per No. 3 ..	12,172
On Rs. 6,27,825 outlay to end of the year 1916-17 at the average rate 3.3,252 per cent. ..	Rs. 20,876	Total Net Revenue realized to end of the year as per No. 3	75,002
		Balance net interest charges ..	4,59,263
Total ..	5,34,265	Total ..	5,34,265

No. 5.—Account of Indirect Charges for, and to end of, 1927-28.

Particulars.	Previous.	1927-28.	Total.	Particulars.	Previous.	1927-28.	Total.
	Rs.	Rs.	Rs.		Rs.	Rs.	Rs.
CAPITAL ACCOUNT.		Nil		REVENUE ACCOUNT.			
				
				2. Leave and Pension Allowances ..	2,768	..	2,768
				3. Audit and Accounts Establishment ..	226	18	244
				Total ..	2,994	18	3,012

VICTORIA TANK.

TANK PROJECT.

No. 2.—Capital Account for, and to end of, 1927-28.

Heads of Account.	Direct Charges.			Cost of Construction as now estimated.	Expenditure against closed estimates.
	Previous.	1927-28.	Total.		
1	2	3	4	5	6
I.—WORKS.	Rs.	Rs.	Rs.	Rs.	Rs.
(1) HEAD WORKS.					
A. Preliminary Expenses	600	..
B. Land	4,052	..	4,052	13,200	..
C. Masonry Works	2,352	..	2,352	60,033	..
K. Buildings	1,000	..
L. Earth-work	45,742	..	45,742	2,72,099	..
P. Maintenance	847	18	865	712	..
Total, Head Works ..	52,993	18	53,011	3,47,644	..
(2) MAIN CANALS AND BRANCHES.					
A. Preliminary Expenses	200	..
B. Land	80	..
C. Masonry Works	4,500	..
K. Buildings	200	..
L. Earth-work	1,420	..
Total, Main Canals and Branches	6,400	..
Total I.—Works ..	52,993	18	53,011	3,54,044	..
II.—ESTABLISHMENT.					
1 & 2. Direction and Accounts	} 11,201	8	11,209	17,038	..
3. Executive				61,337	..
Total II.—Establishment ..	11,201	8	11,209	78,375	..
Carried over ..	64,194	26	64,220	4,32,419	..

VICTORIA TANK.

TANK PROJECT.

No. 2.—Capital Account for, and to end of, 1927-28.

Heads of Account.	Direct Charges.			Cost of Construction as now estimated.	Expenditure against closed estimates.
	Previous.	1927-28.	Total.		
1	2	3	4	5	6
Brought forward ..	Rs. 64,194	Rs. 26	Rs. 64,220	Rs. 4,32,419	Rs. ..
III.—TOOLS AND PLANT ..	729	..	729	5,111	..
Pensionary charges	1	1	2
GRAND TOTAL ..	64,924	27	64,951	4,37,530	..
V.—Less—Receipts on Capital Account	2,392	23	2,415
Net Outlay ..	62,532	4	62,536	4,37,530	..
<i>Apportionment.</i>					
Chargeable to 43—Minor Works and Navigation	18,251	..	18,251	4,37,530	..
Chargeable to 55—Construction of Irrigation Works ..	—423	4	—419		
Chargeable to 33—Famine Relief ..	44,704	..	44,704		
Total ..	62,532	4	62,536	4,37,530	..

VICTORIA TANK.

TANK PROJECT.

No. 4.—Interest Account for, and to end of, 1927-28.

	Amount. Rs.		Amount. Rs.
Total interest charges to end of 1926-27	44,455	Net Revenue realized to end of 1926-27 as per No. 3
Interest charges for the year 1927-28	2,251	Net Revenue realized during 1927-28 as per No. 3
On Rs. 54,565 outlay to end of the year 1916-17 at the average rate 3.3252 per cent. ..	Rs. 1,814	Total Net Revenue realized to end of the year as per No. 3
On subsequent outlay Rs. 7,969 at the flat rate 5.49 per cent. ..	437	Balance net interest charges ..	46,706
Total ..	46,706	Total ..	46,706

No. 5.—Account of Indirect Charges for, and to end of, 1927-28.

Particulars.	Previous.	1926-27.	Total.	Particulars.	Previous.	1926-27.	Total.
	Rs.	Rs.	Rs.		Rs.	Rs.	Rs.
CAPITAL ACCOUNT.				REVENUE ACCOUNT.		Nil.	
1. Capitalized abatement of Land Revenue ..	2,463	..	2,463				
2. Leave and Pension Allowances ..	1,569	..	1,569				
3. Audit and Accounts Establishment				
Total ..	4,032	..	4,032	Total

VICTORIA TANK.

TANK PROJECT.

No. 6.—Statement comparing Capital Cost to end of 1927-28 with sanctioned Estimates.

Particulars.	Charges against closed sanctions.			Current sanctions.			Total charges to date against old and current sanctions.
	Expenditure against construction estimate.	Expenditure against open capital sanctions.	Total.	Charges to date.	Amount of sanctioned estimate.	Unspent balance of estimate.	
1	2	3	4	5	6	7	8
	Rs.	Rs.	Rs.	Rs.	Rs.	Rs.	Rs.
DIRECT CHARGES.							
Works	53,011	3,54,044	3,01,033	53,011
Establishment	11,209	78,375	67,166	11,209
Tools and Plant	729	5,111	4,382	729
Pensionary charges	2	..	—2	2
Total	64,951	4,37,530	3,72,579	64,951
Less—Receipts on Capital Account	2,415	..	—2,415	2,415
Net Total	62,536	4,37,530	3,74,994	62,536
INDIRECT CHARGES.							
Capitalized abatement of Land Revenue	2,463	12,500	10,037	2,463
Leave and Pension Allowances	1,569	10,973	9,404	1,569
Total	4,032	23,473	19,441	4,032
GRAND TOTAL	66,568	4,61,003	3,94,435	66,568

Government of India's No. 449-I, of 22nd March 1905—vide G. R. No. 1218, dated 6th May 1905,

BUDHIHAL TANK.

TANK PROJECT.

No. 2.—Capital Account for, and to end of, 1927-28.

Heads of Account.	Direct Charges.			Cost of construction as now estimated.	Expenditure against closed estimates.
	Previous.	1927-28.	Total.		
1	2 *	3	4	5	6
I.—WORKS.	Rs.	Rs.	Rs.	Rs.	Rs.
(1) HEAD WORKS.					
A. Preliminary Expenses ..	836	..	836	1,600	..
B. Land	8,174	..	8,174	30,204	..
C. Masonry Works	45,988	..	45,988	1,50,393	..
K. Buildings	5,696	..	5,696	5,696	..
L. Earth-work	3,28,697	..	3,28,697	7,62,720	..
O. Miscellaneous	5,043	..	5,043	7,707	..
P. Maintenance	7,821	500	8,321	4,651	..
Total, Head Works ..	4,02,255	500	4,02,755	9,62,971	..
(2) MAIN CANALS AND BRANCHES	1,66,500*	..
Total, I.—Works ..	4,02,255	500	4,02,755	11,29,471	..
II.—ESTABLISHMENT.					
1 and 2. Direction and Accounts ..	} 90,564	231	90,795	54,973	..
3. Executive				1,97,617	..
Total, II.—Establishment ..	90,564	231	90,795	2,52,590	..
III.—TOOLS AND PLANT ..	5,112	8	5,120	16,468	..
IV.—SUSPENSE ACCOUNTS
PENSIONARY CHARGES ..	23	32	55
Grand Total ..	4,97,954	771	4,98,725	13,98,529	..
V.—Less—Receipts on Capital Account	5,137	431	5,568
Net outlay ..	4,92,817	340	4,93,157	13,98,529	..

* Lump sum provision in the estimate.

PUBLIC WORKS DEPARTMENT, IRRIGATION BRANCH.

BUDHIHAL TANK.

TANK PROJECT.

No. 2.—Capital Account for, and to end of, 1927-28.

Heads of Account.	Direct Charges.			Cost of construction as now estimated.	Expenditure against closed estimates.
	Previous.	1927-28.	Total.		
1	2	3	4	5	6
<i>Apportionment.</i>	Rs.	Rs.	Rs.	Rs.	Rs.
Chargeable to 35—Construction of Protective Irrigation Works.	36,795	..	36,795	} 13,98,529	..
Chargeable to 43—Minor Works and Navigation.	29,588	..	29,588		
Chargeable to 55—Construction of Irrigation Works.	1,151	340	1,491		
Chargeable to Famine Relief ..	4,25,283	..	4,25,283		
Total ..	4,92,817	340	4,93,157	13,98,529	..

BUDHIHAL TANK.

TANK PROJECT.

No. 4.—Interest Account for, and to end of, 1927-28.

		Amount.			Amount.
		Rs.			Rs.
Total interest charges to end of 1926-27		3,66,143	Net Revenue realized to end of 1926-27 as per No. 3
Interest charges for the year 1927-28		16,436	Net Revenue realized during 1927-28 as per No. 3
On Rs. 4,91,036 outlay to end of the year 1916-17 at the average rate 3.3252 per cent.	Rs. 16,328		Total, Net Revenue realized to end of the year as per No. 3
On subsequent outlay Rs. 1,951 at the flat rate at 5.49 per cent.	108		Balance net interest charges ..		3,82,579
Total ..		3,82,579	Total ..		3,82,579

No. 5.—Account of Indirect Charges for, and to end of, 1927-28.

Particulars.	Previous.	1927-28.	Total.	Particulars.	Previous.	1927-28.	Total.
	Rs.	Rs.	Rs.		Rs.	Rs.	Rs.
CAPITAL ACCOUNT.				REVENUE ACCOUNT.		Nil.	
1. Capitalized abatement of Land Revenue ..	5,741	..	5,741				
2. Leave and Pension Allowances ..	12,656	..	12,656				
3. Audit and Accounts Establishment ..	28	5	33				
Total ..	18,425	5	18,430	Total	

BUDHIHAL TANK

TANK PROJECT.

No. 6.—Statement comparing Capital Cost to end of 1927-28 with sanctioned estimates.

Particulars.	Charges against closed sanctions.			Current sanctions.			Total charges to date against old and current sanctions.
	Expenditure against construction estimate.	Expenditure against open capital sanctions.	Total.	Charges to date.	Amount of sanctioned estimate.	Unspent balance of estimate.	
1	2	3	4	5	6	7	8
	Rs.	Rs.	Rs.	Rs.	Rs.	Rs.	Rs.
DIRECT CHARGES.							
Works	4,02,755	11,29,471	7,26,716	4,02,755
Establishment	90,795	2,52,590	1,61,795	90,795
Tools and Plant	5,120	16,468	11,348	5,120
Pensionary charges	55	..	—55	55
Total	4,98,725	13,98,529	8,99,804	4,98,725
Less—Receipts on Capital Account	5,568	..	—5,568	5,568
Net Total	4,93,157	13,98,529	9,05,372	4,93,157
INDIRECT CHARGES.							
Capitalized abatement of Land Revenue	5,741	20,729	14,988	5,741
Leave and Pension Allowances	12,656	35,362	22,706	12,656
Audit and Accounts	33	..	—33	33
Total	18,430	56,091	37,661	18,430
GRAND TOTAL	5,11,587	14,54,620	9,43,033	5,11,587

Estimate sanctioned in the Secretary of State's Despatch No. 21 of 14th April 1905, as per Government of India's No. 793-I. of 17th June 1905, communicated in Government Resolution No. 2002 of 1st August 1905.

NIRA LEFT BANK CANAL INCLUDING SHETPHAL TANK.

CANAL PROJECT.

No. 2.—Capital Account for, and to end of, 1927-28.

Heads of Account.	Direct Charges.			Cost of Construction as now estimated. (Construction estimate closed on 31st Mar. 1906.)	Expenditure against closed estimates.
	Previous.	1927-28.	Total.		
1	2	3	4	5	6
I.—WORKS.					
(1) HEAD WORKS.					
A. Preliminary Expenses ..	12,557	1,626	14,183	12,512	12,512
B. Land	2,23,024	..	2,23,024	2,23,024	2,23,024
C. Works	18,63,213	..	18,63,213	18,63,213	18,63,213
K. Buildings	13,283	..	13,283	13,283	13,283
M. Plantations	7,053	..	7,053	7,053	7,053
O. Miscellaneous	1,547	..	1,547	1,547	1,547
P. Maintenance	3,571	..	3,571	3,571	3,571
Total, Head Works ..	21,24,248	1,626	21,25,874	21,24,203	21,24,203
(2) MAIN CANALS AND BRANCHES.					
A. Preliminary Expenses ..	1,17,870	1,210	1,19,080	1,20,861	1,07,861
B. Land	37,299	..	37,299	44,145	34,145
D. Regulators	25,478	40	25,518	83,647	20,697
F. River and hill torrent works ..	5,39,386	5,344	5,44,730	6,35,538	5,14,067
G. Bridges	53,443	..	53,443	59,443	53,443
K. Buildings	74,705	2,083	76,788	1,37,751	70,751
L. Earth-work	17,48,464	2,69,465	20,17,929	29,88,644	12,10,554
M. Plantations	6,928	..	6,928	8,928	6,928
N. Tanks and Reservoirs	5,58,005	..	5,58,005	5,58,005	5,58,005
O. Miscellaneous	6,358	3,607	9,965	41,027	4,027
P. Maintenance	11,357	3,589	14,946	18,667	11,167
Total, Main Canals and Branches ..	31,79,293	2,85,338	34,64,631	46,96,656	25,91,645
(3) DISTRIBUTARIES.					
A. Preliminary Expenses ..	6,853	1,619	8,472	13,646	3,646
B. Land	12,192	..	12,192	12,192	12,192
C. Works	98,599	4,799	1,03,398	7,99,867	98,599
L. Earth-work	93,077	..	93,077	93,077	93,077
M. Plantations	8,715	..	8,715	8,715	8,715
O. Miscellaneous	1,053	..	1,053	1,053	1,053
Total, Distributaries ..	2,20,489	6,418	2,26,907	9,28,550	2,17,282
(4) DRAINAGE AND PROTECTIVE WORKS.					
(a) Proportionate expenditure on the Old Bhatgar Dam and on the New Lloyd Dam					
	26,87,145	45,747	27,32,892
Total I.—Works ..	82,11,175	3,39,129	85,50,304	77,49,409	49,33,130
Carried over ..	82,11,175	3,39,129	85,50,304	77,49,409	49,33,130

NIRA LEFT BANK CANAL INCLUDING SHETPHAL TANK.

CANAL PROJECT.

No. 2.—Capital Account for, and to end of, 1927-28.

Heads of Account.	Direct Charges.			Cost of Construction as now estimated (Construction estimate closed on 31st Mar. 1906.)	Expenditure against closed estimates.
	Previous.	1927-28.	Total.		
1	2	3	4	5	6
Brought forward ..	Rs. 82,11,175	Rs. 3,39,129	Rs. 85,50,304	Rs. 77,49,409	Rs. 49,33,130
II.—ESTABLISHMENT.					
1 and 2. Direction and Accounts ..	} 15,15,850	2,15,913	17,31,803	18,36,493	12,10,261
3. Executive ..					
(a) Proportionate Establishment on the Expenditure as per note (a) under Works ..	5,70,250	20,613	5,90,863
Total, Establishment ..	20,86,140	2,36,526	23,22,666	18,36,498	12,10,261
III.—TOOLS AND PLANT ..					
(a) Proportionate Tools and Plant on the Expenditure as per note (a) under Works ..	96,042	712	96,754	} 2,47,603	1,36,272
Pensionary charges ..	36,802	33,114	69,916		
GRAND TOTAL ..	1,05,94,141	6,18,200	1,12,12,341	98,33,510	62,79,663
V.—Less—Receipts on Capital Account ..	8,398	..	8,398	8,398	8,398
Net Outlay ..	1,05,85,743	6,18,200	1,12,03,943	98,25,112	62,71,265
<i>Apportionment.</i>					
Chargeable to 35—Construction of Protective Irrigation Works ..	54,01,556	..	54,01,556	} 98,25,112	62,71,265
Chargeable to 43—Minor Works and Navigation ..	8,21,653	..	8,21,653		
Chargeable to 55—Construction of Irrigation Works ..	10,01,853	5,48,242	15,50,095		
Proportionate expenditure on the Old Bhatgar Dam and the New Lloyd Dam ..	33,60,681	69,958	34,30,639		
Total ..	1,05,85,743	6,18,200	1,12,03,943	98,25,112	62,71,265

(a) Distributed in the proportion 31 per cent. to the Nira Left Bank Canal and 69 per cent. to the Nira Right Bank Canal according to orders given in Government Memorandum No. 1984-I.W., dated 12th January 1926.

NIRA LEFT BANK CANAL AND SHETPHAL TANK.

CANAL PROJECT.

No. 3.—Revenue Account for, and to end of, 1927-28.

Receipts.	TOTAL.			Charges.	TOTAL.		
	Previous.	1927-28.	Total.		Previous.	1927-28.	Total.
	Rs.	Rs.	Rs.		Rs.	Rs.	Rs.
I.—DIRECT RECEIPTS.				I.—EXTENSIONS AND IMPROVEMENTS.			
1. Water-rates from Irrigation ..	1,33,43,972	10,03,961	1,43,47,933	1. Head Works ..	33,868	1,736	35,654
3. Sales of water ..	6,078	1,022	7,100	2. Main Canals and Branches ..	95,267	..	95,267
4. Water supply of towns ..	3,701	462	4,163	3. Distributaries ..	48,255	953	49,208
5. Plantations ..	72,831	1,141	73,972	4. Drainage and Protective Works.	4,931	..	4,931
6. Other canal produce ..	38,338	3,931	42,269	Total ..	1,82,321	2,739	1,85,060
8. Navigation ..	30	..	30	II.—MAINTENANCE AND REPAIRS.			
9. Rents of buildings ..	12,199	1,190	13,389	1. Head Works ..	2,61,706	13,905	2,75,611
10. Fines ..	12,174	564	12,738	2. Main Canals and Branches ..	9,28,991	34,793	9,63,784
11. Miscellaneous receipts ..	82,194	5,627	87,821	3. Distributaries ..	3,95,412	27,657	4,23,069
12. Deduct—Refunds	11,822	2,894	14,716	4. Drainage and Protective Works.	983	..	983
Total ..	1,35,59,695	10,15,004	1,45,74,699	Total ..	15,87,092	76,355	16,63,447
				III.—COMPENSATION ..	5	..	5
				IV.—ESTABLISHMENT.			
				1 & 2. Direction and Accounts ..	17,97,642	1,68,764	19,66,406
				3. Executive ..			
				V.—TOOLS AND PLANT ..	67,292	2,364	69,656
Total Receipts ..	1,35,59,695	10,15,004	1,45,74,699	Pensionary charges.	19,695	23,627	43,322
Carried over ..	1,35,59,695	10,15,004	1,45,74,699	Carried over ..	36,54,047	2,73,849	39,27,896

PUBLIC WORKS DEPARTMENT, IRRIGATION BRANCH.

NIRA LEFT BANK CANAL AND SHETPHAL TANK.

CANAL PROJECT.

No. 3.—Revenue Account for, and to end of, 1927-28.

Receipts.	TOTAL.			Charges.	TOTAL.		
	Previous.	1927-28.	Total.		Previous.	1927-28.	Total.
	Rs.	Rs.	Rs.		Rs.	Rs.	Rs.
Brought forward ..	1,35,59,695	10,15,004	1,45,74,699	Brought forward..	36,54,047	2,73,849	39,27,896
				VI.—REFUNDS OF REVENUE..	20,539	..	20,539
				Total ..	36,74,586	2,73,849	39,48,435
				Share of collection charges in the Civil Department. }	-41,080 6,50,448	-72,227 30,172	(a)-1,13,307 6,80,620
				Total, Direct Charges ..	42,83,954	2,31,794	45,15,748
				Indirect charges debitable to Revenue Account as per Account No. 5 ..	2,37,256	791	2,38,047
				Total, Charges ..	45,21,210	2,32,585	47,53,795
				Balance Net Revenue ..	90,38,485	7,82,419	98,20,904
GRAND TOTAL ..	1,35,59,695	10,15,004	1,45,74,699	GRAND TOTAL ..	1,35,59,695	10,15,004	1,45,74,699

N.B.—Construction estimate of the Nira Canal closed on 31st March 1906 *vide* G. R. No. 1847, dated 2nd April 1900.

Completion Report approved in G. R. No. 2367, dated 3rd December 1907.

Construction estimate of the Shetphal Tank closed on 31st March 1906 *vide* G. R. No. 2434, dated 2nd October 1905.

Notes.—Loss of revenue due to concession granted for wheat cultivation during the Rabi season 1916-17 *vide* G. R. No. A.—1-12327, dated 18th December 1917—Rs. 7,305.

(a) Write-back of excess collection charges according to G. R., P. W. D., No. 9532, dated 14th August 1928.

NIRA LEFT BANK CANAL AND SHETPHAL TANK.

CANAL PROJECT.

No. 4.—Interest Account for, and to end of, 1927-28.

	Amount. Rs.		Amount. Rs.
Total interest charges to end of 1926-27	94,52,576	Net Revenue realized to end of 1926-27 as per No. 3	90,38,485
Interest charges for the year 1927-28	4,66,145	Net Revenue realized during 1927-28 as per No. 3	7,82,419
On Rs. 60,96,736 outlay to end of the year 1916-17 at the average rate 3.3252 per cent. ...	2,02,729	Total Net Revenue realized to end of the year as per No. 3	98,20,904
On subsequent outlay Rs. 47,98,107 at the flat rate 5.49 per cent.	2,63,416	Balance net interest charges ..	97,817
Total ..	99,18,721	Total ..	99,18,721

No. 5.—Account of Indirect Charges for, and to end of, 1927-28.

Particulars.	Previous.	1927-28.	Total.	Particulars.	Previous.	1927-28.	Total.
CAPITAL ACCOUNT.	Rs.	Rs.	Rs.	REVENUE ACCOUNT.	Rs.	Rs.	Rs.
1. Capitalized abatement of Land Revenue ..	1,87,189	..	1,87,189	1. Capitalized abatement of Land Revenue
2. Leave and Pension Allowances ..	2,72,532	..	2,72,532	2. Leave and Pension Allowances ..	2,31,975	..	2,31,975
3. Audit and Accounts Establishment ..	11,233	3,391	14,624	3. Audit and Accounts Establishment ..	5,281	791	6,072
Total ..	4,70,954	3,391	4,74,345	Total ..	2,37,256	791	2,38,047

NIRA LEFT BANK CANAL AND SHETPHAL TANK.

CANAL PROJECT.

No. 6.—Statement comparing Capital Cost to end of 1927-28 with sanctioned Estimates.

Particulars.	Charges against closed sanctions.			Current sanctions.			Total charges to date against old and current sanctions.
	Expenditure against construction estimate.	Expenditure against open capital sanctions.	Total.	Charges to date.	Amount of sanctioned estimate.	Unspent balance of estimate.	
1	2	3	4	5	6	7	8
DIRECT CHARGES.	Rs.	Rs.	Rs.	Rs.	Rs.	Rs.	Rs.
Works ..	47,68,387	1,64,743	49,33,130	36,17,174	28,16,279	—8,00,895	85,50,304
Establishment ..	11,46,855	63,406	12,10,261	11,12,405	6,26,238	—4,86,167	23,22,666
Tools and Plant ..	1,26,141	10,131	1,36,272	1,33,183	1,11,331	—21,852	2,69,455
Suspense Accounts
Pensionary charges	69,916	..	—69,916	69,916
Total ..	60,41,383	2,38,280	62,79,663	49,32,678	35,53,848	—13,78,830	1,12,12,341
Less—Receipts on Capital Account ..	8,382	16	8,398	8,398
Net Total ..	60,33,001	2,38,264	62,71,265	49,32,678	35,53,848	—13,78,830	1,12,03,943
INDIRECT CHARGES.							
Capitalized abatement of Land Revenue ..	1,83,159	4,030	1,87,189	1,87,189
Leave and Pension Allowances ..	1,77,833	8,878	1,86,711	85,821	87,673	1,852	2,72,532
Audit and Accounts..	..	366	366	14,258	28,163	13,905	14,624
Total ..	3,60,992	13,274	3,74,266	1,00,079	1,15,836	15,757	4,74,345
GRAND TOTAL ..	63,93,993	2,51,538	66,45,531	50,32,757	36,69,684	—13,63,073	1,16,78,288

Estimate for remodelling Nira Left Bank Canal included in the Nira Valley Development Project was sanctioned in the Secretary of State's Despatch No. 5-P.W., dated 6th November 1924, communicated by the Government of India in their No. 1-1/23, dated 1st December 1924 *vide* G. R. (P. W.) No. 1924, dated 14th May 1925 .. Rs. 36,69,684

The excess is due to proportionate expenditure of the old Bhatgar Dam and the New Lloyd Dam to end of 1927-28 distributed in the proportion 31 per cent. to the Nira Left Bank Canal and 69 per cent. to the Nira Right Bank Canal according to orders given in Government Memorandum No. 1984-I.W., dated 12th January 1926. The proportion of estimate has not yet been approved by Government.

HASANALI CANAL.

CANAL PROJECT.

No. 2.—Capital Account for, and to end of 1927-28.

Heads of Account.	Direct Charges.			Cost of Construction as now estimated. (Construction estimate closed on 31st March 1907).	Expenditure against closed estimates.
	Previous.	1927-28.	Total.		
1	2	3	4	5	6
I.—WORKS.	Rs.	Rs.	Rs.	Rs.	Rs.
(2) MAIN CANALS AND BRANCHES.					
A. Preliminary Expenses	1,803	..	1,803	1,803	1,803
B. Land	17,548	..	17,548	17,548	17,548
D. Regulators	31,994	..	31,994	31,994	31,994
G. Bridges	19,448	..	19,448	19,448	19,448
K. Buildings	6,789	..	6,789	6,789	6,789
L. Earth-work	1,25,170	..	1,25,170	1,25,170	1,25,170
Total Main Canals and Branches ..	2,02,752	..	2,02,752	2,02,752	2,02,752
(3) DISTRIBUTARIES.					
B. Land	3,495	..	3,495	3,495	3,495
C. Works	19,174	..	19,174	19,174	19,174
L. Earth-work	12,945	..	12,945	12,945	12,945
Total Distributaries ..	35,614	..	35,614	35,614	35,614
Total Works ..	2,38,366	..	2,38,366	2,38,366	2,38,366
II.—ESTABLISHMENT.					
1 and 2. Direction and Accounts ..					
3. Executive					
4. Medical					
5. Special Survey					
	51,985	472	52,457	52,457	52,457
Total II, Establishment ..	51,985	472	52,457	52,457	52,457
III.—TOOLS AND PLANT ..	5,377	..	5,377	5,377	5,377
Pensionary charges	197	66	263	263	263
Grand Total ..	2,95,925	538	2,96,463	2,96,463	2,96,463
V.—Less—Receipts on Capital Account
Net Outlay ..	2,95,925	538	2,96,463	2,96,463	2,96,463

HASANALI CANAL.

CANAL PROJECT.

No. 2.—Capital Account for, and to end of, 1927-28.

Heads of Account.	Direct Charges.			Cost of Construction as now estimated. (Construction estimate closed on 31st March 1907).	Expenditure against closed estimates.
	Previous.	1927-28.	Total.		
1	2	3	4	5	6
	Rs.	Rs.	Rs.	Rs.	Rs.
<i>Apportionment.</i>					
Chargeable to 43—Minor Works and Navigation	2,89,929	..	2,89,929	2,89,929	2,89,929
Chargeable to 55—Construction of Irrigation Works	5,996	538	6,534	6,534	6,534
Total ..	2,95,925	538	2,96,463	2,96,463	2,96,463

HASANALI CANAL.

CANAL PROJECT.

No. 3.—Revenue Account for, and to end of, 1927-28.

Receipts.	TOTAL.			Charges.	TOTAL.		
	Previous.	1927-28.	Total.		Previous.	1927-28.	Total.
	Rs.	Rs.	Rs.		Rs.	Rs.	Rs.
I.—DIRECT RECEIPTS.				I.—EXTENSIONS AND IMPROVEMENTS			
1. Water-rates from Irrigation ..	2,855	1,516	4,371	2. Main Canals and Branches ..	24,122	-817	23,305
5. Plantations ..	3	..	3	Total ..	24,122	-817	23,305
6. Other canal produce ..	4,848	119	4,967				
9. Rents of buildings ..	1	..	1				
10. Fines ..	1,185	1,665	2,850				
11. Miscellaneous receipts ..	6,126	595	6,721				
12. <i>Deduct</i> -Refunds.	II.—MAINTENANCE AND REPAIRS			
Total ..	15,018	3,895	18,913	2. Main Canals and Branches ..	3,02,885	18,917	3,21,802
				Total ..	3,02,885	18,917	3,21,802
II.—INDIRECT RECEIPTS.							
Irrigation share of Land Revenue collected in the Civil Department.	8,96,536	23,098	9,19,634				
4 per cent. on 9/10ths of the proceeds from sales of occupancy rights per Govt. of India Nos. 53 & 58-A.I., dated respectively 20th June and 1st August 1889, communicated in Government Resolution No. 1209, dated 10th July, and No. 1913, dated 7th November 1889 to end of 1920-21 and thereafter at the average rate communicated by Local Govt., vide Govt. Order, P. W. D., No. W.1.-11143, dated 20th July 1921.	12,724	1,069	13,793	IV.—ESTABLISHMENT.			
Total ..	9,09,260	24,167	9,33,427	1 & 2. Direction and Accounts ..	1,51,387	11,433	1,62,820
				3. Executive ..			
				V.—TOOLS AND PLANT ..	3,987	289	4,276
Total Receipts ..	9,24,278	28,062	9,52,340	Pensionary Charges.	1,695	1,601	3,296
Carried over ..	9,24,278	28,062	9,52,340	Carried over ..	4,84,076	31,423	5,15,499

HASANALI CANAL.

CANAL PROJECT.

No. 3.—Revenue Account for, and to end of, 1927-28.

Receipts	TOTAL.			Charges.	TOTAL.		
	Previous.	1927-28.	Total.		Previous.	1927-28.	Total.
Brought over ..	Rs. 9,24,278	Rs. 28,062	Rs. 9,52,340	Brought over ..	Rs. 4,84,076	Rs. 31,423	Rs. 5,15,499
<i>Note.</i> —Loss to the canal on account of difference between assessment of water-rates on jaghir lands and assessment at the ordinary rates in force for Government lands noted here per Government of India letter No. 233-I., dated 14th June 1883, communicated under Government Resolution No. 400, dated 11th August 1883.				VI.—REFUNDS OF REVENUE.
				Total ..	4,84,076	31,423	5,15,499
				Share of collection charges in the Civil Department.	54,013	1,577	55,590
				Total Direct Charges ..	5,38,089	33,000	5,71,089
				Indirect Charges debitable to Revenue Account as per Account No. 5.	20,496	181	20,677
To end of 1926-27..	Rs. 39,856			Total Charges ..	5,58,585	33,181	5,91,766
Loss for 1927-28*..	1,397			Balance Revenue Net ..	3,65,693	-5,119	3,60,574
Total ..	41,253			GRAND TOTAL ..	9,24,278	28,062	9,52,340
GRAND TOTAL ..	9,24,278	28,062	9,52,340				

N.B.—Construction Estimate closed on 1st March 1907—*vide* G. R. No. 1802, dated 15th July 1907.
Completion Report approved in G. R. No. 1802, dated 15th July 1907.

HASANALI CANAL.

CANAL PROJECT.

No. 4.—Interest Account for, and to end of, 1927-28.

		Amount. Rs.		Amount. Rs.
Total interest charges to end of 1926-27		2,30,776	Net Revenue realized to end of 1926-27 as per No. 3 ..	3,65,693
Interest charges for the year 1927-28		9,935	Net Revenue realized during 1927-28 as per No. 3 ..	-5,119
On Rs. 2,89,929 outlay to end of the year 1916-17 at the average rate 3.3252 per cent. ..	Rs. 9,641		Total Net Revenue realized to end of the year as per No. 3	3,60,574
On subsequent outlay Rs. 6,265 at the flat rate 5.49 per cent. ..	344		Balance net interest charges ..	-1,19,813
Total ..		2,40,761	Total ..	2,40,761

No. 5.—Account of Indirect Charges for, and to end of, 1927-28.

Particulars.	Previous.	1927-28.	Total.	Particulars.	Previous.	1927-28.	Total.
	Rs.	Rs.	Rs.		Rs.	Rs.	Rs.
CAPITAL ACCOUNT.				REVENUE ACCOUNT.			
1. Capitalized abatement of Land Revenue ..	7,976	..	7,976	1. Capitalized abatement of Land Revenue
2. Leave and Pension Allowances ..	7,079	..	7,079	2. Leave and Pension Allowances ..	19,499	..	19,499
3. Audit and Accounts Establishment ..	30	..	30	3. Audit and Accounts Establishment ..	997	181	1,178
Total ..	15,085	..	15,085	Total ..	20,496	181	20,677

HASANALI CANAL.

CANAL PROJECT.

No. 6.—Statement Comparing Capital Cost to end of 1927-28 with sanctioned estimates.

Particulars.	Charges against closed sanctions.			Current sanctions.			Total charges to date against old and current sanctions.
	Expenditure against construction estimate.	Expenditure against open capital sanctions.	Total.	Charges to date.	Amount of sanctioned estimate.	Unspent balance of estimate.	
1	2	3	4	5	6	7	8
	Rs.	Rs.	Rs.	Rs.	Rs.	Rs.	Rs.
DIRECT CHARGES.							
Works ..	2,12,461	25,905	2,38,366	2,38,366
Establishment ..	46,413	6,044	52,457	52,457
Tools and Plant ..	5,114	263	5,377	5,377
Suspense Account
Pensionary charges	263	263	263
Total ..	2,63,988	32,475	2,96,463	2,96,463
<i>Less—Receipts on Capital Account ..</i>	<i>..</i>	<i>..</i>	<i>..</i>	<i>..</i>	<i>..</i>	<i>..</i>	<i>..</i>
Net Total ..	2,63,988	32,475	2,96,463	2,96,463
INDIRECT CHARGES.							
Capitalized abatement of Land Revenue ..	6,545	1,431	7,976	7,976
Leave and Pension Allowances ..	6,498	581	7,079	7,079
Audit and Accounts	30	30	30
Total ..	13,043	2,042	15,085	15,085
GRAND TOTAL ..	2,77,031	34,517	3,11,548	3,11,548

DAD CANAL.

CANAL PROJECT.

No. 2.—Detailed Account of Capital Expenditure for, and to end of, 1927-28.

Heads of Account.	Direct Charges.			Cost of Construction as now estimated. (Construction estimate closed on 31st Mar. 1907.)	Expenditure against closed estimates.
	Previous.	1927-28.	Total.		
1	2	3	4	5	6
I.—WORKS.					
(2) MAIN CANALS AND BRANCHES.					
A. Preliminary Expenses ..	4,134	..	4,134	4,134	4,134
B. Land ..	39,338	..	39,338	39,338	39,338
D. Regulators ..	2,30,424	92	2,30,516	2,30,516	2,30,516
G. Bridges ..	91,352	..	91,352	91,352	91,352
H. Escapes ..	13,077	..	13,077	13,077	13,077
K. Buildings ..	93,965	..	93,965	93,965	93,965
L. Earth-work ..	14,18,551	..	14,18,551	14,18,551	14,18,551
O. Miscellaneous ..	7,086	..	7,086	7,086	7,086
Total, Main Canals and Branches ..	18,97,927	92	18,98,019	18,98,019	18,98,019
(3) DISTRIBUTARIES.					
B. Land ..	2,600	..	2,600	5,738	20
C. Works ..	91,637	..	91,637	93,239	63,280
L. Earth-work ..	1,00,332	..	1,00,332	1,04,564	24,564
O. Miscellaneous ..	92,913	8,745	1,01,658	80,199	-7,076
Total, Distributaries ..	2,87,482	8,745	2,96,227	2,83,740	80,788
(4) DRAINAGE AND PROTECTIVE WORKS.					
L. Earth-work ..	14,590	..	14,590	14,590	14,590
O. Miscellaneous ..	505	..	505	505	505
Total, Drainage and Protective Works.	15,095	..	15,095	15,095	15,095
Total I—Works ..	22,00,504	8,837	22,09,341	21,96,854	19,93,902
Carried over ..	22,00,504	8,837	22,09,341	21,96,854	19,93,902

DAD CANAL.

CANAL PROJECT.

No. 2.—Capital Account for, and to end of, 1927-28.

Heads of Account.	Direct Charges.			Cost of Construction as now estimated. (Construction estimate closed on 31st Mar. 1907.)	Expenditure against closed estimates.
	Previous.	1927-28.	Total.		
1	2	3	4	5	6
	Rs.	Rs.	Rs.	Rs.	Rs.
Brought forward ..	22,00,504	8,837	22,09,341	21,96,854	19,93,902
II.—ESTABLISHMENT.					
1 and 2. Direction and Accounts ..	3,70,016	2,585	3,72,601	3,95,327	3,53,908
3. Executive					
4. Medical					
5. Special Survey					
Total, Establishment...	3,82,737	2,585	3,85,322	3,95,327	3,53,908
III.—TOOLS AND PLANT ..					
19,729	126	19,855	19,519	17,483	
IV.—Suspense Accounts					
..
Pensionary charges	312	362	674	327	327
Grand Total ..	26,03,282	11,910	26,15,192	26,12,027	23,65,620
V.—Less—Receipts on Capital Account					
Net Outlay ..	34	..	34	34	34
	26,03,248	11,910	26,15,158	26,11,993	23,65,586
<i>Apportionment.</i>					
Chargeable to 49—Irrigation ..	25,57,892	..	25,57,892	26,11,993	23,65,586
Chargeable to 43—Minor Works and Navigation	3,827	..	3,827		
Chargeable to 55—Construction of Irrigation Works	41,529	11,910	53,439		
Total ..	26,03,248	11,910	26,15,158	26,11,993	23,65,586

DAD CANAL.

CANAL PROJECT.

No. 3.—Revenue Account for, and to end of, 1927-28.

Receipts.	TOTAL.			Charges.	TOTAL.		
	Previous.	1927-1928.	Total.		Previous.	1927-1928.	Total.
	Rs.	Rs.	Rs.		Rs.	Rs.	Rs.
I.—DIRECT RECEIPTS.				I.—EXTENSIONS AND IMPROVEMENTS.			
1. Water-rates from Irrigation ..	17,565	2,545	20,110				
3. Sales of water ..	4	..	4	1. Head Works ..	4,859	..	4,859
5. Plantations ..	9,622	383	10,005	2. Main Canals and Branches ..	88,714	1,575	90,289
6. Other canal produce ..	3,784	29	3,813	3. Distributaries ..	16,980	..	16,980
8. Navigation ..	110	..	110	Average expenditure before improvements ..	-1,04,559	-4,608	-1,09,167
9. Rents of buildings ..	4,975	618	5,593	Total ..	5,994	-3,033	2,961
10. Fines ..	6,592	£06	7,398				
11. Miscellaneous receipts ..	13,360	38	13,398	II.—MAINTENANCE AND REPAIRS.			
12. Deduct—R e - funds ..	220	17	237	2. Main Canals and Branches ..	17,64,987	86,734	18,51,721
Total ..	55,792	4,402	60,194	3. Distributaries ..	88,933	10,998	99,931
				Total ..	18,53,920	97,732	19,51,652
II.—INDIRECT RECEIPTS.				III.—COMPENSATION
Irrigation share of Land Revenue collected in the Civil Department.	41,39,921	1,93,286	43,38,207	IV.—ESTABLISHMENT.			
4 per cent. on 9/10ths of the proceeds from sales of occupancy rights per Govt. of India Nos. 53 and 58-A. I., dated respectively 20th June and 1st August 1889, communicated in Government Resolution No. 1209, dated 10th July and No. 1913, dated 7th November 1889 to end of 1920-21 and thereafter at the average rate communicated by Local Govt., vide G. R., P. W. D., No. W.I.-11143, dated 20th July 1921.	1,70,189	8,768	1,78,957	1 and 2. Direction and Accounts. } 3. Executive .. }	6,81,634	63,546	7,45,180
Total ..	43,10,110	2,07,054	45,17,164	V.—TOOLS AND PLANT ..	22,261	1,577	23,838
Total, Receipts ..	43,65,902	2,11,456	45,77,358	Pensionary charges	10,468	8,897	19,365
Carried over ..	43,65,902	2,11,456	45,77,358	Carried over ..	25,74,277	1,68,719	27,42,996

DAD CANAL.

CANAL PROJECT.

No. 3.—Revenue Account for, and to end of, 1927-28.

Receipts.	TOTAL.			Charges.	TOTAL.		
	Previous.	1927-28.	Total.		Previous.	1927-28.	Total.
	Rs.	Rs.	Rs.		Rs.	Rs.	Rs.
Brought forward..	43,65,902	2,11,456	45,77,358	Brought forward..	25,74,277	1,68,719	27,42,996
<i>Note.</i> —Loss to the canal on account of difference between assessment of water-rates on jaghir lands and assessment at the ordinary rates in force for Government lands noted here per Government of India Letter No. 233-1., dated 14th June 1883, communicated under Government Resolution No. 400, dated 11th August 1883.				VI. — REFUNDS OF REVENUE..	518	..	518
				Suspense Account.	1,465	..	1,465
				<i>Deduct</i> — Receipts on Revenue Account ..	429	191	620
				Total ..	25,75,831	1,68,528	27,44,359
				Share of Collection Charges in the Civil Department.	2,29,167	12,098	2,41,265
				Total, direct charges ..	28,04,993	1,80,626	29,85,624
				Indirect Charges debit to Revenue Account as per No. 5 ..	94,175	947	95,122
				Total, Charges ..	28,99,173	1,81,573	30,80,746
				Balance Net Revenue ..	14,66,729	29,833	14,96,612
	GRAND TOTAL ..	43,65,902	2,11,456	45,77,358	GRAND TOTAL ..	43,65,902	2,11,456
To end of 1926-27..	Rs. 5,02,699						
Loss for 1927-28..	11,631						
Total..	5,14,330						

N.B.—Construction Estimate closed on 31st March 1907—*vide* G. R. No. 2191, dated 17th August 1908.
Completion Report approved in G. R. No. 1054, dated 30th April 1910.

DAD CANAL.

CANAL PROJECT.

No. 4.—Interest Account for, and to end of, 1927-28.

	Amount. Rs.		Amount. Rs.
Total interest charges to end of 1926-1927	22,67,097	Net Revenue realized to end of 1926-27 as per No. 3	14,66,729
Interest charges for the year 1927-1928	87,467	Net Revenue realized during 1927-28 as per No. 3	29,883
On Rs. 25,76,626 outlay to end of the year 1916-17 at the average rate 3.3252 per cent. ..	85,678	Total Net Revenue realized to end of the year as per No. 3	14,96,612
On subsequent outlay Rs. 32,577 at flat rate 5.49 per cent. ..	1,789	Balance net interest charges	8,57,952
Total ..	23,54,564	Total ..	23,54,564

No. 5.—Account of Indirect Charges for, and to end of, 1927-28.

Particulars.	Previous.	1927-28.	Total.	Particulars.	Previous.	1927-28.	Total.
	Rs.	Rs.	Rs.		Rs.	Rs.	Rs.
CAPITAL ACCOUNT.				REVENUE ACCOUNT.			
1. Capitalized abatement of Land Revenue ..	41,453	..	41,453	1. Capitalized abatement of Land Revenue ..	2,767	..	2,767
2. Leave and Pension Allowances ..	53,273	..	53,273	2. Leave and Pension Allowances ..	85,462	..	85,462
3. Audit and Accounts Establishment ..	302	88	390	3. Audit and Accounts Establishment ..	5,946	947	6,893
Total ..	95,028	88	95,116	Total ..	94,175	947	95,122

DAD CANAL.

CANAL PROJECT.

No. 6.—Statement comparing Capital Cost to end of 1927-28 with sanctioned Estimates.

Particulars.	Charges against closed sanctions.			Current Sanctions.			Total charges to date against old and current sanctions.
	Expenditure against construction Estimate.	Expenditure against open Capital sanctions.	Total.	Charges to date.	Amount of sanctioned Estimate.	Unspent balance of Estimate.	
1	2	3	4	5	6	7	8
DIRECT CHARGES.	Rs.	Rs.	Rs.	Rs.	Rs.	Rs.	Rs.
Works	18,99,648	94,254	19,93,902	2,15,439	2,02,952	—12,487	22,09,341
Establishment ..	3,16,663	37,245	3,53,908	31,414	41,419	10,005	3,85,322
Tools and Plant ..	16,579	904	17,483	2,372	2,036	—336	19,855
Suspense Accounts
Pensionary charges	327	327	347	..	—347	674
Total ..	22,32,890	1,32,730	23,65,620	2,49,572	2,46,407	—3,165	26,15,192
Less—Receipts on Capital Account ..	34	..	34	34
Net Total ..	22,32,856	1,32,730	23,65,586	2,49,572	2,46,407	—3,165	26,15,158
INDIRECT CHARGES.							
Capitalized abatement of Land Revenue ..	40,168	1,110	41,278	175	3,025	2,850	41,453
Leave and Pension Allowances ..	44,333	4,885	49,218	4,055	5,799	1,744	53,273
Audit and Accounts	336	336	54	..	—54	390
Total ..	84,501	6,331	90,832	4,284	8,824	4,540	95,116
GRAND TOTAL ..	23,17,357	1,39,061	24,56,418	2,53,856	2,55,231	1,375	27,10,274

Revised Estimate of the Ren Distributary sanctioned by the Government of India, vide No. 979-I., dated 29th June 1914, communicated in G. R. No. W.I.—9017, dated 12th August 1914

Rs.

2,55,231

NASRAT CANAL.

CANAL PROJECT.

No. 2.—Detailed Account of Capital Expenditure for, and to end of, 1927-28.

Heads of Account.	Direct Charges.			Cost of construction as now estimated (construction estimate closed on 31st March 1907).	Expenditure against closed estimates.
	Previous.	1927-28.	Total.		
1	2	3	4	5	6
I.—WORKS.	Rs.	Rs.	Rs.	Rs.	Rs.
(2) MAIN CANALS AND BRANCHES.					
A. Preliminary Expenses ..	1,653	..	1,653	1,653	1,653
B. Land	40,941	..	40,941	40,941	40,941
D. Regulators	1,84,574	..	1,84,574	1,84,574	1,84,574
G. Bridges	67,852	..	67,852	67,852	67,852
K. Buildings	69,315	..	69,315	69,315	69,315
L. Earth-work	9,78,967	..	9,78,967	9,78,967	9,78,967
O. Miscellaneous	4,430	..	4,430	4,430	4,430
Total, Main Canals and Branches ..	13,47,732	..	13,47,732	13,47,732	13,47,732
(3) DISTRIBUTARIES.					
B. Land	576	..	576	576	576
C. Works	1,42,565	..	1,42,565	1,42,565	1,42,565
L. Earth-work	73,188	..	73,188	73,188	73,188
O. Miscellaneous	—20,692	13,141	—7,551	—7,551	—7,551
Total, Distributaries ..	1,95,637	13,141	2,08,778	2,08,778	2,08,778
(4) DRAINAGE AND PROTECTIVE WORKS.					
L. Earth-work	4,398	..	4,398	4,398	4,398
O. Miscellaneous	377	..	377	377	377
Total, Drainage and Protective Works..	4,775	..	4,775	4,775	4,775
Total I—Works ..	15,48,144	13,141	15,61,285	15,61,285	15,61,285
Carried over ..	15,48,144	13,141	15,61,285	15,61,285	15,61,285

NASRAT CANAL

CANAL PROJECT.

No. 2.—Capital Account for, and to end of, 1927-28.

Heads of Account.	Direct Charges.			Cost of Construction as now estimated. (Construction estimate closed on 31st March 1907).	Expenditure against closed estimates.
	Previous.	1927-28.	Total.		
1	2	3	4	5	6
	Rs.	Rs.	Rs.	Rs.	Rs.
Brought forward ..	15,48,144	13,141	15,61,285	15,61,285	15,61,285
II.—ESTABLISHMENT.					
1 and 2. Direction and Accounts ..	2,52,326	3,844	2,56,170	2,56,170	2,56,170
3. Executive ..					
4. Medical ..					
5. Special Survey ..	1,263	..	1,263	1,263	1,263
Total, Establishment ..	2,53,589	3,844	2,57,433	2,57,433	2,57,433
III.—TOOLS AND PLANT ..	6,893	187	7,080	7,080	7,080
IV.—Suspense Accounts
Pensionary charges	538	538	538	538
GRAND TOTAL ..	18,08,626	17,710	18,26,336	18,26,336	18,26,336
V.—Less—Receipts on Capital Account.	158	..	158	158	158
Net Outlay ..	18,08,468	17,710	18,26,178	18,26,178	18,26,178
<i>Apportionment.</i>					
Chargeable to 49—Irrigation ..	18,04,834	..	18,04,834	18,26,178	18,26,178
Chargeable to 55—Construction of Irrigation Works ..	3,634	17,710	21,344		
Total	18,08,468	17,710	18,26,178	18,26,178	18,26,178

NASRAT CANAL.

CANAL PROJECT.

No. 3.—Revenue Account for, and to end of, 1927-28..

Receipts.	TOTAL.			Charges.	TOTAL.			
	Previous.	1927-28.	Total.		Previous.	1927-28.	Total.	
I.—DIRECT RECEIPTS.	Rs.	Rs.	Rs.		Rs.	Rs.	Rs.	
1. Water-rates from Irrigation ..	—898	—8	—906	I.—EXTENSIONS AND IMPROVEMENTS.				
3. Sales of water ..	107	23	130					
5. Plantations ..	4,578	217	4,795					
6. Other canal produce ..	3,163	17	3,180		2. Main Canals and Branches ..	87,734	5 93	88,327
8. Navigation ..	68	..	68					
9. Rents of buildings ..	3,655	601	4,256		3. Distributaries.	23,286	..	23,286
10. Fines ..	4,940	529	5,469					
11. Miscellaneous receipts ..	2,707	—65	2,642		Total ..	1,11,020	593	1,11,613
12. Deduct--Refunds.	361	7	368					
Total ..	17,959	1,307	19,266					
II.—INDIRECT RECEIPTS.					II.—MAINTENANCE AND REPAIRS.			
Irrigation share of Land Revenue collected in the Civil Department	35,63,887	1,65,760	37,29,647		2. Main Canals and Branches ..	18,68,167	82,611	19,50,778
4 per cent. on 9/10ths of the proceeds from sales of occupancy rights per Govt. of India Nos. 53 and 58-A. I., dated respectively 20th June and 1st August 1889, communicated in Government Resolutions No. 1209, dated 10th July, and No. 1913, dated 7th November 1889 to end of 1920-21 and thereafter at the average rate communicated by Local Govt., vide Govt. Order, P.W.D., No. W.I.-11143, dated 20th July 1921 ..	2,47,692	13,934	2,61,626	Total ..	18,68,167	82,611	19,50,778	
Total ..	38,11,579	1,79,694	39,91,273	III.—COMPENSATION	
Total, Receipts ..	38,29,538	1,81,001	40,10,539	IV.—ESTABLISHMENT.				
Carried over ..	38,29,538	1,81,001	40,10,539	1 and 2. Direction and Accounts. } 3. Executive .. }	7,33,237	51,816	7,85,053	
				V.—TOOLS AND PLANT ..	22,214	1,286	23,500	
				Pensionary charges.	15,002	7,254	22,256	
				Carried over ..	27,49,640	1,43,560	28,93,200	

PUBLIC WORKS DEPARTMENT, IRRIGATION BRANCH.

NASRA'F CANAL

CANAL PROJECT.

No. 3.—Revenue Account for, and to end of, 1927-28.

Receipts.	TOTAL.			Charges.	TOTAL.		
	Previous.	1927-28.	Total.		Previous.	1927-28.	Total.
	Rs.	Rs.	Rs.		Rs.	Rs.	Rs.
Brought forward ..	38,29,538	1,81,001	40,10,539	Brought forward ..	27,49,640	1,43,560	28,93,200
<i>Note.</i> —Loss to the canal on account of difference between assessment of water-rates on jaghir lands and assessment at the ordinary rates in force for Government lands noted here per Government of India Letter No. 233-I., dated 14th June 1883, communicated under Government Resolution No. 400, dated 11th August 1883.				VI. — REFUNDS OF REVENUE..	98	..	98
				Suspense Account.	—1,465	..	—1,465
				<i>Deduct</i> —Receipts on Revenue Account.	331	380	711
				Total ..	27,47,942	1,43,180	28,91,122
				Share of Collection Charges in the Civil Department.	2,13,254	9,976	2,23,230
				Total, direct charges ..	29,61,196	1,53,156	31,14,352
				Indirect Charges debitable to Revenue Account as per Account No. 5 ..	94,417	832	95,249
				Total, Charges ..	30,55,613	1,53,988	32,09,601
				Balance Net Revenue ..	7,73,925	27,013	8,00,938
				GRAND TOTAL ..	38,29,538	1,81,001	40,10,539
To end of 1926-27 ..	Rs. 35,727						
Loss for 1927-28 ..	1,896						
Total ..	37,623						

N.B.—Last Capital Account detailed in the Administrative Accounts for 1925-1926.
 Construction Estimate closed on 31st March 1907, vide G. R. No. 2191, dated 17th August 1908.
 Completion Report approved in G. R. No. 1064, dated 30th April 1910.

NASRAT CANAL.

CANAL PROJECT.

No. 4.—Interest Account for, and to end of, 1927-28.

	Amount. Rs.		Amount. Rs.
Total interest charges to end of 1926-27	15,22,439	Net Revenue realized to end of 1926-27 as per No. 3	7,73,925
Interest charges for the year 1927-28	60,556	Net Revenue realized during 1927-28 as per No. 3	27,013
On Rs. 18,11,482 outlay to end of the year 1916-17 at the average rate 3.3252 per cent. ..	Rs. 60,235	Total, Net Revenue realized to end of the year as per No. 3	8,00,938
On subsequent outlay Rs. 5,841 at the flat rate 5.49 per cent. ..	321	Balance net interest charges	7,82,057
Total	15,82,995	Total	15,82,995

No. 5.—Account of Indirect Charges for, and to end of, 1927-28.

Particulars.	Previous.	1927-28.	Total.	Particulars.	Previous.	1927-28.	Total.
	Rs.	Rs.	Rs.		Rs.	Rs.	Rs.
CAPITAL ACCOUNT.				REVENUE ACCOUNT.			
1. Capitalized abatement of Land Revenue ..	22,749	..	22,749	1. Capitalized abatement of Land Revenue ..	36	..	36
2. Leave and Pension Allowance ..	35,500	..	35,500	2. Leave and Pension Allowances ..	87,653	..	87,653
3. Audit and Accounts Establishment ..	27	131	158	3. Audit and Accounts Establishment ..	6,728	832	7,560
Total	58,276	131	58,407	Total	94,417	832	95,249

NASRAT CANAL.

CANAL PROJECT.

No. 6.—Statement comparing Capital Cost to end of 1927-28 with sanctioned Estimates.

Particulars.	Charges against closed sanctions.			Current sanctions.			Total charges to date against old and current sanctions.
	Expenditure against construction Estimate.	Expenditure against open Capital sanctions.	Total.	Charges to date.	Amount of sanctioned Estimate.	Unspent balance of Estimate.	
1	2	3	4	5	6	7	8
DIRECT CHARGES.	Rs.	Rs.	Rs.	Rs.	Rs.	Rs.	Rs.
Works	15,71,638	—10,353	15,61,285	15,61,285
Establishment ..	2,23,469	33,964	2,57,433	2,57,433
Tools and Plant ..	5,046	2,034	7,080	7,080
Suspense Accounts
Pensionary charges	538	538	538
Total ..	18,00,153	26,183	18,26,336	18,26,336
Less—Receipts on Capital Account ..	158	...	158	158
Net Total ..	17,99,995	26,183	18,26,178	18,26,178
INDIRECT CHARGES.							
Capitalized abatement of Land Revenue ..	15,098	7,651	22,749	22,749
Leave and Pension Allowances ..	31,285	4,215	35,500	35,500
Audit and Accounts	158	158	158
Total ..	46,383	12,024	58,407	58,407
GRAND TOTAL ..	18,46,378	38,207	18,84,585	18,84,585

KADAWA RIVER WORKS.

CANAL PROJECT.

No. 3.—Revenue Account for, and to end of, 1927-28.

Receipts.	TOTAL.			Charges.	TOTAL.		
	Previous.	1927-28.	Total.		Previous.	1927-28.	Total.
	Rs.	Rs.	Rs.		Rs.	Rs.	Rs.
I.—DIRECT RECEIPTS.				I.—EXTENSIONS AND IMPROVEMENTS.			
1. Water rates from Irrigation ..	9,11,052	44,955	9,56,007	1. Head Works..	11,844	12,574	24,418
3. Sales of water..	459	2	461	2. Main Canals and Branches ..	48,892	..	48,892
5. Plantations ..	42,805	698	43,978	3. Distributaries..	342	..	342
6. Other canal produce.		475					
9. Rents of buildings ..	634	377	1,011				
10. Fines ..	1,213	..	1,213	Total ..	61,078	12,574	73,652
11. Miscellaneous receipts ..	12,923	1,431	14,354	II.—MAINTENANCE AND REPAIRS.			
12. <i>Deduct</i> -Refunds	113	9	122	1. Head Works..	87,424	3,409	90,833
Total ..	9,68,973	47,929	10,16,902	2. Main Canals and Branches ..	1,99,807	8,341	2,08,148
II.—INDIRECT RECEIPTS.				3. Distributaries.	17,424	1,100	18,524
Enhanced Revenue as per G. R. No. 428 of 6th August 1875 ..	30,835	594	31,479	Total ..	3,04,655	12,850	3,17,505
				IV.—ESTABLISHMENT.			
				1. and 2. Direction and Accounts.	3,84,946	43,716	4,28,662
				3. Executive ..			
Total ..	30,835	594	31,479	V.—TOOLS AND PLANT ..	10,985	841	11,826
Total, Receipts ..	9,99,858	48,523	10,48,381	Pensionery charges.	4,552	6,120	10,672
Carried over ..	9,99,858	48,523	10,48,381	Carried over ..	7,66,216	76,101	8,42,317

KADAWA RIVER WORKS.

CANAL PROJECT.

No. 3.—Revenue Account for, and to end of, 1927-28.

Receipts.	TOTAL.			Charges.	TOTAL.		
	Previous.	1927-28.	Total.		Previous.	1927-28.	Total.
	Rs.	Rs.	Rs.		Rs.	Rs.	Rs.
Brought over ..	9,99,858	48,523	10,48,381	Brought over ..	7,66,216	76,101	8,42,317
				VI.—REFUNDS OF REVENUE..	528	..	528
				Total ..	7,66,744	76,101	8,42,845
				Share of collection charges in the Civil Department. }	-2,709 44,850	-4,491 1,349	-7,200(a) 46,199
				Total direct charges ..	8,03,885	72,959	8,81,844
				Indirect charges debitable to Revenue Account as per Account No. 5 ..	51,262	254	51,516
				Total, charges ..	8,60,147	73,213	9,33,360
				Balance Net Revenue ..	1,39,711	-24,690	1,15,021
GRAND TOTAL ..	9,99,858	48,523	10,48,381	GRAND TOTAL ..	9,99,858	48,523	10,48,381

N.B.—Last Capital Account detailed in the Administrative Accounts for 1925-26. Construction Estimate closed on 31st March 1908—*vide* G. R. No. 2245, dated 25th August 1908.
Completion Report approved in G. R. No. 1041, dated 29th April 1910.

(a) Write-back of excess collection charges according to G. R., P. W. D., No. 9532, dated 14th August 1928.

KADAWA RIVER WORKS.

CANAL PROJECT.

No. 4.—Interest Account for, and to end of, 1927-28.

		Amount.			Amount.
		Rs.			Rs.
Total interest charges to end of 1926-27		14,37,706	Net Revenue realized to end of 1926-27 as per No. 3 ..		1,39,711
Interest charges for the year 1927-28		32,401	Net Revenue realized during 1927-28 as per No. 3 ..		—24,690
On Rs. 9,71,741 outlay to end of the year 1916-17 at the average rate 3.3252 per cent. ..	Rs. 32,312		Total, Net Revenue realized to end of the year as per No. 3.		1,15,021
On subsequent outlay Rs. 1,618 at 5.49 per cent. ..	89		Balance net interest charges ..		13,55,086
Total ..		14,70,107	Total ..		14,70,107

No. 5.—Account of Indirect Charges for, and to end of, 1927-28.

Particulars.	Previous.	1927-28.	Total.	Particulars.	Previous.	1927-28.	Total.
	Rs.	Rs.	Rs.		Rs.	Rs.	Rs.
CAPITAL ACCOUNT.		Nil.		REVENUE ACCOUNT.			
				1. Capitalized abatement of Land Revenue ..	11	..	11
				2. Leave and Pension Allowances ..	50,299	..	50,299
				3. Audit and Accounts Establishment ..	952	254	1,206
Total	Total ..	51,262	254	51,516

WANGROLI TANK.

TANK PROJECT.

No. 3.—Revenue Account for, and to end of, 1927-28.

Receipts.	TOTAL.			Charges.	TOTAL.		
	Previous.	1927-23.	Total.		Previous.	1927-28.	Total.
	Rs.	Rs.	Rs.		Rs.	Rs.	Rs.
I.—DIRECT RECEIPTS.				I.—EXTENSIONS AND IMPROVEMENTS.			
1. Water-rates from Irrigation ..	65,598	8,065	73,663	1. Head Works ..	1,829	..	1,829
3. Sales of water ..	4,001	..	4,001	2. Main Canals and Branches ..	18,308	644	18,952
4. Water-supply of towns ..	46	..	46				
5. Plantations ..	2,146	5 268	2,419	Total ..	20,137	644	20,781
6. Other canal produce ..							
9. Rents of buildings ..	2	..	2	II.—MAINTENANCE AND REPAIRS.			
10. Fines ..	15	..	15	1. Head Works ..	40,482	1,139	41,621
11. Miscellaneous receipts ..	8,353	892	9,245	2. Main Canals and Branches ..	61,962	4,381	66,343
12. <i>Deduct</i> —Refunds ..	41	..	41	3. Distributaries.	412	..	412
Total ..	80,120	9,230	89,350	Total ..	1,02,856	5,520	1,08,376
				III.—COM P E N S A T I O N
II.—INDIRECT RECEIPTS.				IV.—ESTABLISHMENT.			
Irrigation share of Land Revenue collected in the Civil Department.	36,047	..	36,047	1 and 2. Direction and Accounts ..	34,351	1,248	35,599
				3. Executive ..			
Total ..	36,047	..	36,047	V.—T O O L S AND PLANT ..	2,254	112	2,366
Total Receipts ..	1,16,167	9,230	1,25,397	Pensionary charges.	158	175	333
Carried over ..	1,16,167	9,230	1,25,397	Carried over ..	1,59,756	7,699	1,67,455

WANGROLI TANK.

TANK PROJECT.

No. 3.—Revenue Account for, and to end of, 1927-28.

Receipts.	TOTAL.			Charges.	TOTAL.		
	Previous.	1927-28.	Total.		Previous.	1927-28.	Total.
	Rs.	Rs.	Rs.		Rs.	Rs.	Rs.
Brought forward ..	1,16,167	9,230	1,25,397	Brought forward ..	1,59,756	7,699	1,67,455
				VI.—REFUNDS OF REVENUE..	103	..	103
				Total ..	1,59,859	7,699	1,67,558
				Share of collection charges in the Civil Department ..	-223 6,967	-412 242	-635(a) 7,209
				Total Direct Charges ..	1,66,603	7,529	1,74,132
				Indirect Charges debitable to Revenue Account as per Account No. 5 ..	5,067	62	5,129
				Total Charges ..	1,71,670	7,591	1,79,261
				Balance Net Revenue ..	-55,503	1,639	-53,864
GRAND TOTAL ..	1,16,167	9,230	1,25,397	GRAND TOTAL ..	1,16,167	9,230	1,25,397

N.B.—Last Capital Account detailed in the Administrative Accounts for 1922-1923.

Construction estimate closed on 31st March 1909—*vide* G. R. No. 902, dated 31st March 1909.

Completion report approved in G. R. No. 729, dated 19th March 1910.

(a) Write-back of excess collection charges according to G.R., P.W.D., No. 9532, dated 14th August 1928.

WANGROLI TANK.

TANK PROJECT.

No. 4.—Interest Account for, and to end of, 1927-28.

	Amount. Rs.		Amount. Rs.
Total interest charges to end of 1926-1927	1,74,026	Net Revenue realized to end of 1926-27 as per No. 3 ..	—55,503
Interest charges for the year 1927-1928	8,141	Net Revenue realized during 1927-28 as per No. 3 ..	1,639
On Rs. 2,38,960 outlay to end of the year 1916-17 at the average rate 3.3252 per cent. ..	7,946	Total Net Revenue realized to end of the year as per No. 3	—53,864
On subsequent outlay Rs. 3,552 at the flat rate 5.49 per cent. ..	195	Balance net interest charges ..	2,36,031
Total ..	1,82,167	Total ..	1,82,167

No. 5.—Account of Indirect Charges for, and to end of, 1927-28.

Particulars.	Previous.	1927-28.	Total.	Particulars.	Previous.	1927-28.	Total.
	Rs.	Rs.	Rs.		Rs.	Rs.	Rs.
CAPITAL ACCOUNT.	REVENUE ACCOUNT.			
				1. Capitalized abatement of Land Revenue ..	19	..	19
				2. Leave and Pension Allowances ..	4,650	..	4,650
				3. Audit and Accounts Establishment ..	398	62	460
Total	Total ..	5,067	62	5,129

TRANZA NAGRAMA TANK.

TANK PROJECT.

No. 3.—Revenue Account for, and to end of, 1927-28.

Receipts.	TOTAL.			Charges.	TOTAL.		
	Previous.	1927-28.	Total.		Previous.	1927-28.	Total.
	Rs.	Rs.	Rs.		Rs.	Rs.	Rs.
I.—DIRECT RECEIPTS.				I.—EXTENSIONS AND IMPROVEMENTS.			
1. Water-rates from Irrigation ..	5,404	490	5,894	1. Head Works ..	6,055	..	6,055
5. Plantations ..	1	..	1	2. Main Canals and Branches ..	399	..	399
6. Other canal produce ..	2,872	50	2,922				
10. Fines ..	16	..	16				
11. Miscellaneous receipts ..	9,902	1,327	11,229	Total ..	6,454	..	6,454.
				II.—MAINTENANCE AND REPAIRS.			
				1. Head Works ..	22,741	3,176	25,917
				2. Main Canals and Branches ..	14,779	396	15,175
Total ..	18,195	1,867	20,062	Total ..	37,520	3,572	41,092
II.—INDIRECT RECEIPTS.				IV.—ESTABLISHMENT.			
Irrigation share of Land Revenue collected in the Civil Department	660	..	660	1 and 2. Direction and Accounts. } 3. Executive .. }	13,931	724	14,655
				V.—TOOLS AND PLANT ..	852	65	917
Total ..	660	..	660	Pensionary charges.	44	101	145
Total, Receipts ..	18,855	1,867	20,722	Carried over ..	58,801	4,462	63,263
Carried over ..	18,855	1,867	20,722				

PUBLIC WORKS DEPARTMENT, IRRIGATION BRANCH.

TRANZA NAGRAMA TANK.

TANK PROJECT.

No. 3.—Revenue Account for, and to end of, 1927-28.

Receipts.	TOTAL.			Charges.	● TOTAL.		
	Previous.	1927-28.	Total.		Previous.	1927-28.	Total.
	Rs.	Rs.	Rs.		Rs.	Rs.	Rs.
Brought forward ..	18,855	1,867	20,722	Brought forward ..	58,801	4,462	63,263
				VI.—REFUNDS OF REVENUE.	199	..	199
				Total ..	59,000	4,462	63,462
				Share of collection charges in the Civil Department ..	{ —1 386	{ —6 15	{ —7(a) 401
				Total Direct Charges ..	59,385	4,471	63,856
				Indirect Charges debitable to Rev- enue Account as per Account No. 5 ..	2,070	36	2,106
				Total, Charges ..	61,455	4,507	65,962
				Balance Net Revenue ..	—42,600	—2,640	—45,240
GRAND TOTAL ..	18,855	1,867	20,722	GRAND TOTAL ..	18,855	1,867	20,722

N.B.—Last Capital Account detailed in the Administrative Accounts for 1913-14.

Construction estimate closed on 30th June 1909—vide G. R. No. 2496, dated 12th October 1909.

Completion report approved in G. R. No. 1720, dated 6th August 1910.

(a) Write-back of excess collection charges according to G.R., P.W.D., No. 9532, dated 14th August 1928.

TRANZA NAGRAMA TANK.

TANK PROJECT.

No. 4.—Interest Account for, and to end of, 1927-28.

	Amount. Rs.		Amount. Rs.
Total interest charges to end of 1926-27	1,87,789	Net Revenue realized to end of 1926-27 as per No. 3 ..	—42,600
Interest charges for the year 1927-28	7,915	Net Revenue realized during 1927-28 as per No. 3 ..	—2,640
		Total, Net Revenue realized to end of the year as per No. 3 ..	—45,240
On Rs. 2,38,032 outlay to end of the year 1916-17 at the average rate 3.3252 per cent. ..	7,915	Balance net interest charges ..	2,40,944
Total ..	1,95,704	Total ..	1,95,704

No. 5.—Account of Indirect Charges for, and to end of, 1927-28.

Particulars.	Previous.	1927-28.	Total.	Particulars.	Previous.	1927-28.	Total.
	Rs.	Rs.	Rs.		Rs.	Rs.	Rs.
CAPITAL ACCOUNT.	REVENUE ACCOUNT.			
				1. Capitalized abatement of Land Revenue ..	38	..	38
				2. Leave and Pension Allowances ..	1,906	..	1,906
				3. Audit and Accounts Establishment ..	126	36	162
Total	Total ..	2,070	36	2,106

SUTTAH CANAL.

CANAL PROJECT.

No. 3.—Revenue Account for, and to end of, 1927-28.

Receipts.	TOTAL.			Charges.	TOTAL.		
	Previous.	1927-28.	Total.		Previous.	1927-28.	Total.
	Rs.	Rs.	Rs.		Rs.	Rs.	Rs.
I.—DIRECT RECEIPTS.				I.—EXTENSIONS AND IMPROVEMENTS.			
1. Water-rates from Irrigation ..	627	172	799	2. Main Canals and Branches ..	10,607	..	10,607
5. Plantations ..	1,304	..	1,320	4. Average Expenditure before improvements ..	-45,862	-1,994	-47,856
6. Other canal produce.							
10. Fines ..	443	186	629	Total ..	-35,255	-1,994	-37,249
11. Miscellaneous receipts ..	-87	-40	-127				
Total ..	2,287	334	2,621				
II.—INDIRECT RECEIPTS.				II.—MAINTENANCE AND REPAIRS.			
Irrigation share of Land Revenue collected in the Civil Department.	3,46,212	12,935	3,59,147	2. Main Canals and Branches ..	2,09,434	6,732	2,16,166
4 per cent. on 9/10ths of the proceeds from sales of occupancy rights per Govt. of India Nos. 53 and 58-A-I., dated respectively, 20th June and 1st August 1889, communicated in Government Resolution No. 1209, dated 10th July, and No. 1913, dated 7th November 1889 to end of 1920-21 and thereafter at the average rate communicated by Local Govt., vide Govt. Order P.W. D., No. W.I. 11143 dated 20th July 1921 ..	14,073	1,020	15,103	Total ..	2,09,434	6,732	2,16,166
Total ..	3,60,285	13,965	3,74,250	III.—COMPENSATION ..			
Total Receipts ..	3,62,572	14,299	3,76,871	IV.—ESTABLISHMENT.			
Carried over ..	3,62,572	14,299	3,76,871	1 and 2. Direction and Accounts } ..	18,106	721	18,827
				3. Executive ..			
				V.—TOOLS AND PLANT ..	1,325	53	1,378
				Pensionary charges.	142	101	243
				Carried over ..	1,93,752	5,613	1,99,365

SUTTAH CANAL.

CANAL PROJECT.

No. 3.— Interest Account for, and to end of, 1927-28.

Receipts.	TOTAL.			Charges.	TOTAL.		
	Previous.	1927-28.	Total.		Previous.	1927-28.	Total.
	Rs.	Rs.	Rs.		Rs.	Rs.	Rs.
Brought forward ..	3,62,572	14,299	3,76,871	Brought forward ..	1,93,752	5,613	1,99,365
<i>Note.</i> —Loss to the canal on account of difference between assessment of water-rates on jaghir lands and assessment at the ordinary rates in force for Government lands noted here per Government of India Letter No. 233-1., dated 14th June 1883, communicated under Government Resolution No. 400, dated 11th August 1883.				VI.—REFUNDS OF REVENUE.			.
				Deduct—Receipts on revenue accounts ..	68	57	125
				Total ..	1,93,684	5,556	1,99,240
				Share of Collection Charges in the Civil Department.	20,669	796	21,465
				Total Direct charges ..	2,14,353	6,352	2,20,705
				Indirect Charges debitable to Revenue Account as per Account No. 5 ..	3,264	47	3,311
				Total Charges ..	2,17,617	6,399	2,24,016
				Balance Net Revenue ..	1,44,955	7,900	1,52,855
				GRAND TOTAL ..	3,62,572	14,299	3,76,871
	To end of 1926-27 ..	Rs. 5,697					
Loss for 1927-28 ..	154						
Total ..	5,851						

N.B.— Last Capital Account detailed in the Administrative Accounts for 1924-25. Construction Estimate closed on 31st March 1910, vide G. R. No. 299, dated 5th February 1910. Completion Report approved in G. R. No 950, dated 9th May 1911.

SUTTAH CANAL.

CANAL PROJECT.

No. 4.—Interest Account for, and to end of, 1927-28.

		Amount.			Amount.
		Rs.			Rs.
Total interest charges to end of 1926-27		1,33,738	Net Revenue realized to end of 1926-27 as per No. 3		1,44,955
Interest charges for the year 1927-28		6,218	Net Revenue realized during 1927-28 as per No. 3		7,900
On Rs. 1,74,028 outlay to end of the year 1916-17 at the average rate 3·3252 per cent .	Rs. 5,787		Total Net Revenue realized to end of the year as per No. 3		1,52,855
On subsequent outlay Rs. 7,858 at the flat rate 5·49 per cent. ..	431		Balance net interest charges ..		-12,899
Total ..		1,39,956	Total ..		1,39,956

No. 5.—Account of Indirect Charges for, and to end of, 1927-28.

Particulars.	Previous.	1927-28.	Total.	Particulars.	Previous.	1927-28.	Total.
	Rs.	Rs.	Rs.		Rs.	Rs.	Rs.
CAPITAL ACCOUNT.		Nil		REVENUE ACCOUNT.			
				1. Capitalized abatement of Land Revenue ..	439	..	439
				2. Leave and Pension Allowances ..	2,392	..	2,392
				3. Audit and Accounts Establishment ..	433	47	480
				Total ..	3,264	47	3,311

SAVLI TANK.

TANK PROJECT.

No. 3.—Revenue Account for, and to end of, 1927-28.

Receipts.	TOTAL.			Charges.	TOTAL.		
	Previous.	1927-28.	Total.		Previous.	1927-28.	Total.
	Rs.	Rs.	Rs.		Rs.	Rs.	Rs.
—DIRECT RECEIPTS.				I.—EXTENSIONS AND IMPROVEMENTS			
Water rates in Irrigation ..	61,864	8,716	70,580	1. Head Works ..	2,365	..	2,365
Sales of water ..	281	107	388	2. Main Canals and Branches ..	2,705	1,476	4,181
Water supply of mains ..	100	..	100				
Plantations ..	65	..	65				
Other canal produce ..	2,031	201	2,232	Total ..	5,070	1,476	6,546
Fines ..	14	..	14				
Miscellaneous receipts ..	6,793	873	7,666	II.—MAINTENANCE AND REPAIRS.			
Deduct—Reids ..	82	17	99	1. Head Works ..	56,589	1,729	58,318
				2. Main Canals and Branches ..	35,573	2,773	38,346
Total ..	71,066	9,880	80,946	Total ..	92,162	4,502	96,664
				IV.—ESTABLISHMENT.			
—INDIRECT RECEIPTS.				1 and 2. Direction and Accounts ..	26,472	1,211	27,683
Proportion share of land Revenue collected in the Civil Department ..	3	..	3	3. Executive ..			
Total ..	3	..	3	V.—TOOLS AND PLANT ..	1,783	109	1,892
Total Receipts ..	71,069	9,880	80,949	Pensionary charges. ..	122	170	292
Carried over ..	71,069	9,880	80,949	Carried over ..	1,25,609	7,468	1,33,077

PUBLIC WORKS DEPARTMENT, IRRIGATION BRANCH.

SAVLI TANK.

TANK PROJECT.

No. 3.—Revenue Account for, and to end of, 1927-28.

Receipts.	TOTAL.			Charges.	TOTAL.		
	Previous.	1927-28.	Total.		Previous.	1927-28.	Total.
	Rs.	Rs.	Rs.		Rs.	Rs.	Rs.
Brought forward ..	71,069	9,880	80,949	Brought forward..	1,25,609	7,468	1,33,077
				VI.—REFUNDS OF REVENUE..	48	..	48
				Total ..	1,25,657	7,468	1,33,125
				Share of collection charges in the Civil Department.	—184 3,072	—430 261	—614(a) 3,333
				Total direct charges.	1,28,545	7,299	1,35,844
				Indirect Charges debitable to Revenue Account as per Account No. 5 ..	4,311	60	4,371
				Total Charges ..	1,32,856	7,359	1,40,215
				Balance Net Re- venue ..	—61,787	2,521	—59,266
GRAND TOTAL ..	71,069	9,880	80,949	GRAND TOTAL ..	71,069	9,880	80,949

N.B.—Last Capital Account detailed in the Administrative Accounts for 1912-13.

Construction Estimate closed on 31st March 1910, vide G. R. No. 66, dated 12th January 1910.

Completion Report approved in G. R. No. 2577, dated 15th March 1912.

(a) Write-back of excess collection charges as per G.R., P.W.D., No. 9532, dated 14th August 1928.

SAVLI TANK.

TANK PROJECT.

No. 4.—Interest Account for, and to end of, 1927-28.

	Amount. Rs.		Amount. Rs.
Total interest charges to end of 1926-27	1,67,760	Net Revenue realized to end of 1926-27 as per No. 3 ..	—61,787
Interest charges for the year 1927-28	7,787	Net Revenue realized during 1927-28 as per No. 3 ..	2,521
On Rs. 2,34,179 outlay to end of the year 1916-17 at the average rate 3.3252 per cent. ..	7,787	Total Net Revenue realized to end of the year as per No. 3	—59,266
		Balance net interest charges ..	2,34,813
Total ..	1,75,547	Total ..	1,75,547

No. 5.—Account of Indirect Charges for, and to end of, 1927-28.

Particulars.	Previous.	1927-28.	Total.	Particulars.	Previous.	1927-28.	Total.
	Rs.	Rs.	Rs.		Rs.	Rs.	Rs.
CAPITAL ACCOUNT.	REVENUE ACCOUNT.			
				1. Capitalized abatement of Land Revenue ..	449	..	449
				2. Leave and Pension Allowances ..	3,584	..	3,584
				3. Audit and Accounts Establishment ..	278	60	338
Total	Total ..	4,311	60	4,371

CHANKAPUR TANK.

TANK PROJECT.

No. 3.—Revenue Account for, and to end of, 1927-28.

Receipts.	TOTAL.			Charges.	TOTAL.		
	Previous.	1927-28.	Total.		Previous	1927-28.	Total.
	Rs.	Rs.	Rs.		Rs.	Rs.	Rs.
I.—DIRECT RECEIPTS.				I.—EXTENSIONS AND IMPROVEMENTS.			
1. Water-rates from Irrigation	4,09,366	38,618	4,47,984	1. Head Works..	7,867	2,300	10,167
3. Sales of water..	191	76	267	2. Main Canals and Branches ..	26,088	..	26,088
5. Plantations ..	2,730	227	2,978	Total ..	33,955	2,300	36,255
6. Other canal produce ..		21					
9. Rents of buildings ..	559	543	1,102	II.—MAINTENANCE AND REPAIRS.			
10. Fines ..	460	..	460	1. Head Works..	66,922	9,975	76,897
11. Miscellaneous receipts ..	3,752	324	4,076	2. Main Canals and Branches ..	90,059	9,088	99,147
12. Deduct—Re-funds ..	162	56	218	3. Distributaries..	9,911	867	10,778
Total ..	4,16,895	39,753	4,56,649	Total ..	1,66,892	19,930	1,86,822
II.—INDIRECT RECEIPTS.				IV.—ESTABLISHMENT.			
Irrigation share of Land Revenue collected in the Civil Department.	1 and 2. Direction and Accounts ..	1,85,990	38,225	2,24,215
				3. Executive ..			
				V.—TOOLS AND PLANT ..	8,223	735	8,958
Total, Receipts ..	4,16,896	39,753	4,56,649	Pensionary charges.	2,715	5,352	8,067
Carried over ..	4,16,896	39,753	4,56,649	Carried over ..	3,97,775	66,542	4,64,317

CHANKAPUR TANK.

TANK PROJECT.

No. 3.—Revenue Account for, and to end of, 1927-28.

Receipts.	TOTAL.			Charges.	TOTAL.		
	Previous.	1927-28.	Total.		Previous.	1927-28.	Total.
	Rs.	Rs.	Rs.		Rs.	Rs.	Rs.
Brought forward..	4,16,896	39,753	4,56,649	Brought forward..	3,97,775	66,542	4,64,317
				VI.—REFUNDS OF REVENUE..	40	..	40
				Total ..	3,97,815	66,542	4,64,357
				Share of collection charges in the Civil Department.	{ -1,393 19,590	{ -4,373 1,159	{ -5,766(a) 20,749
				Total Direct Charges	4,16,012	63,328	4,79,340
				Indirect Charges debitable to Revenue Account as per Account No. 5 ..	24,303	222	24,525
				Total Charges ..	4,40,315	63,550	5,03,865
				Balance Net Revenue ..	-23,419	-23,797	-47,216
GRAND TOTAL ..	4,16,896	39,753	4,56,649	GRAND TOTAL ..	4,16,896	39,753	4,56,649

N. B.—Last Capital Account detailed in the Administrative Accounts for 1925-26.

Construction Estimate closed on 31st March 1910—vide G.R. No. 872, dated 1st April 1910.

Completion Report approved in G.R. No. 443, dated 3rd March 1911.

Note.—Loss of Revenue due to concessions granted for wheat cultivation during the Rabi season 1916-17, vide G. R. No. S.I.-12327, dated 10th December 1917, Rs. 4,835.

(a) Write-back of excess collection charges according to G. R., P. W. D., No. 9532, dated 14th August 1928.

CHANKAPUR TANK.

TANK PROJECT.

No. 4.—Interest Account for, and to end of, 1927-28.

	Amount. Rs.		Amount. Rs.
Total interest charges to end of 1926-27	13,28,011	Net Revenue realized to end of 1926-27 as per No. 3 ..	—23,419
Interest charges for the year 1927-28.	69,277	Net Revenue realized during 1927-28 as per No. 3 ..	—23,797
On Rs. 18,41,062 outlay to end of the year 1916-17 at the average rate 3·3252 per cent. ..	61,219	Total Net Revenue realized to end of the year as per No. 3	—47,216
On subsequent outlay Rs. 1,46,777 at the flat rate 5·49 per cent. ..	8,058	Balance net interest charges ..	14,44,504
Total ..	13,97,288	Total ..	13,97,288

No. 5.—Account of Indirect Charges for, and to end of, 1927-28.

Particulars.	Previous.	1927-28.	Total.	Particulars.	Previous.	1927-28.	Total.
	Rs.	Rs.	Rs.		Rs.	Rs.	Rs.
CAPITAL ACCOUNT.		Nil.		REVENUE ACCOUNT.			
				1. Capitalized abatement of Land Revenue
				2. Leave and Pension Allowances ..	23,322	..	23,322
				3. Audit and Accounts Establishment ..	981	222	1,203
				Total ..	24,303	222	24,525

SAHIAT TANK.

TANK PROJECT.

No. 3.—Revenue Account for, and to end of, 1927-28.

Receipts.	TOTAL.			Charges.	TOTAL.		
	Previous.	1927-28.	Total.		Previous.	1927-28.	Total.
	Rs.	Rs.	Rs.		Rs.	Rs.	Rs.
I.—DIRECT RECEIPTS.				I.—EXTENSIONS AND IMPROVEMENTS.			
1. Water-rates from Irrigation ..	22,690	3,338	26,028	1. Head Works ..	2,463	..	2,463
3. Sales of water ..	10	..	10	2. Main Canals and Branches ..	4,880	304	5,184
5. Plantations ..	15	..	15	3. Distributaries..	612	..	612
6. Other Canal produce ..	2,854	402	3,256	4. Drainage and Protective Works.
9. Rents of buildings ..	1	..	1	Total ..	7,955	304	8,259
10. Fines ..	3	..	3	II.—MAINTENANCE AND REPAIRS.			
11. Miscellaneous receipts ..	5,700	784	6,484	1. Head Works ..	47,809	8,297	56,106
Total ..	31,273	4,524	35,797	2. Main Canals and Branches ..	41,599	2,859	44,458
				3. Distributaries...	2,256	..	2,256
				4. Drainage and Protective Works.
				Total ..	91,664	11,156	1,02,820
II.—INDIRECT RECEIPTS.				III.—COMPENSATION
Irrigation share of Land Revenue collected in the Civil Department ..	8,119	..	8,119	IV.—ESTABLISHMENT.			
Total ..	8,119	..	8,119	1 and 2. Direction and Accounts ..	27,169	321	29,490
				3. Executive ..			
				V.—TOOLS AND PLANT ..	1,888	209	2,097
Total, Receipts ..	39,392	4,524	43,916	Pensionary charges.	95	325	420
Carried over ..	39,392	4,524	43,916	Carried over ..	1,28,771	14,315	1,43,086

PUBLIC WORKS DEPARTMENT, IRRIGATION BRANCH.

SAHIAT TANK.

TANK PROJECT.

No. 3.—Revenue Account for, and to end of, 1927-28.

Receipts.	TOTAL.			Charges.	TOTAL.		
	Previous.	1927-28.	Total.		Previous.	1927-28.	Total.
Brought forward ..	Rs. 39,392	Rs. 4,524	Rs. 43,916	Brought forward ..	Rs. 1,28,771	Rs. 14,315	Rs. 1,43,086
				VI.—REFUNDS OF REVENUE..	1	..	1
				Total ..	1,28,772	14,315	1,43,087
				Share of Collection charges in the Civil Department ..	—41 1,937	—200 100	—241(a) 2,037
				Total, Direct Charges ..	1,30,668	14,215	1,44,883
				Indirect Charges debitable to Re- venue Account as per Account No. 5 ..	3,956	115	4,071
				Total Charges ..	1,34,624	14,330	1,48,954
				Balance Net Re- venue ..	—95,232	—9,806	—1,05,038
GRAND TOTAL ..	39,392	4,524	43,916	GRAND TOTAL ..	39,392	4,524	43,916

N.B.—Last Capital Account detailed in the Administrative Accounts for 1911-12.

Construction Estimate closed on 31st March 1912, vide G.R. No. 2066, dated 18th October 1911.

Completion Report approved in G. R. No. 10160, dated 7th October 1913.

(a) Write-back of excess collection charges according to G. R., P.W.D. No. 9532, dated 14th August 1928.

SAHIAT TANK.

TANK PROJECT.

No. 4.—Interest Account for, and to end of, 1927-28.

	Amount. Rs.		Amount. Rs.
Total interest charges to end of 1926-27	94,943	Net Revenue realized to end of 1926-27 as per No. 3 ..	—95,232
Interest charges for the year 1927-28	5,269	Net Revenue realized during 1927-28 as per No. 3 ..	—9,806
		Total Net Revenue realized to end of the year as per No. 3	—1,05,038
On Rs. 1,58,452 outlay to end of the year 1916-17 at the average rate 3.3252 per cent. Rs. 5,269		Balance net interest charges ..	2,05,250
Total ..	1,00,212	Total ..	1,00,212

No. 5.—Account of Indirect Charges for, and to end of, 1927-28.

Particulars.	Previous.	1927-28.	Total.	Particulars.	Previous.	1927-28.	Total.
	Rs.	Rs.	Rs.		Rs.	Rs.	Rs.
CAPITAL ACCOUNT.	REVENUE ACCOUNT.			
				1. Capitalised abatement of Land Revenue ..	Nil.
				2. Leave and Pension Allowances ..	3,710	..	3,710
				3. Audit and Accounts Establishment ..	246	115	361
Total	Total ..	3,956	115	4,071

SUKI RIVER.

TANK PROJECT.

No. 4.—Interest Account for, and to end of, 1927-28.

	Amount. Rs.		Amount. Rs.
Total interest charges to end of 1926-27	7,945	Net Revenue realized to end of 1926-27 as per No. 3
Interest charges for the year 1927-28	503	Net Revenue realized during 1927-28 as per No. 3
On Rs. 15,139 outlay to end of the year 1916-17 at the average rate 3.3,252 per cent.	Total, Net Revenue realized to end of the year as per No. 3
		Balance net interest charges ..	8,448
Total ..	8,448	Total ..	8,448

No. 5.—Account of Indirect Charges for, and to end of, 1927-28.

Particulars.	Previous.	1927-28.	Total.	Particulars.	Previous.	1927-28.	Total.
	Rs.	Rs.	Rs.		Rs.	Rs.	Rs.
CAPITAL ACCOUNT.				REVENUE ACCOUNT.		Nil.	
1. Capitalized abatement of Land Revenue				
2. Leave and Pension Allowances ..	385	..	385				
3. Audit and Accounts Establishment				
Total ..	385	..	385	Total

SUKI RIVER.

TANK PROJECT.

No. 6.—Statement comparing Capital Cost to end of 1927-28 with sanctioned Estimates.

Particulars.	Charges against closed sanctions.			Current sanctions.			Total charges to date against old and current sanctions.
	Expenditure against construction estimate.	Expenditure against open capital sanctions.	Total.	Charges to date.	Amount of sanctioned estimate.	Unspent balance of estimate.	
1	2	3	4	5	6	7	8
	Rs.	Rs.	Rs.	Rs.	Rs.	Rs.	Rs.
DIRECT CHARGES.							
Works	12,212	..	—12,212	12,212
Establishment	2,749	..	—2,749	2,749
Tools and Plant	178	..	—178	178
Total	15,139	..	—15,139	15,139
Less—Receipts on Capital Account
Net Total	15,139	..	—15,139	15,139
INDIRECT CHARGES.							
Leave and Pension Allowances	385	..	—385	385
Total	385	..	—385	385
GRAND TOTAL	15,524	..	—15,524	15,524

Undertaken as a Famine Relief Work and the famine outlay at normal rates has been adjusted during the year 1911-12. Outlay without estimate approved in Government Resolution No. A. I.—6022, dated 7th June 1923.

GODAVARI CANAL.

CANAL PROJECT.

No. 2.—Capital Account for, and to end of, 1927-28.

Heads of Account.	Direct Charges.			Cost of Construction as now estimated. (Construction estimate closed on 31st Mar. 1916.)	Expenditure against closed estimates.
	Previous.	1927-28.	Total.		
1	2	3	4	5	6
I.—WORKS.					
(1) HEAD WORKS.					
A. Preliminary Expenses ..	Rs. 5,480	Rs. ..	Rs. 5,480	Rs. 5,460	Rs. 5,480
B. Land	9,41,194	..	9,41,194	9,41,194	9,41,194
C. Works	32,47,584	..	32,47,584	32,47,584	32,47,584
K. Buildings	51,463	..	51,463	51,463	51,463
O. Miscellaneous	152	..	152	152	152
P. Maintenance	18,007	..	18,007	18,007	18,007
Total, Head Works ..	42,63,880	..	42,63,880	42,63,880	42,63,880
(2) MAIN CANALS AND BRANCHES.					
A. Preliminary Expenses ..	29,652	..	29,652	29,652	29,652
B. Land	1,07,788	..	1,07,788	1,07,788	1,07,788
D. Regulators	29,752	..	29,752	29,752	29,752
F. River and hill torrent Works ..	11,01,009	..	11,01,009	11,01,009	11,01,009
G. Bridges	1,10,261	..	1,10,261	1,10,261	1,10,261
H. Escapes	20,437	..	20,437	20,437	20,437
K. Buildings	2,22,685	..	2,22,685	2,22,685	2,22,685
L. Earth-work	17,67,009	..	17,67,009	17,67,009	17,67,009
M. Plantations	8,907	..	8,907	8,907	8,907
O. Miscellaneous	15,350	..	15,350	15,350	15,350
P. Maintenance	16,033	..	16,033	16,033	16,033
Total, Main Canals and Branches ..	34,28,883	..	34,28,883	34,28,883	34,28,883
(3) DISTRIBUTARIES.					
A. Preliminary Expenses ..	13,555	153	13,708	13,483	8,762
B. Land	28,063	..	28,063	28,063	28,063
C. Works	1,11,137	..	1,11,137	1,11,137	1,11,137
L. Earth-work	1,74,380	..	1,74,380	1,74,380	1,74,380
O. Miscellaneous	2,09,157	..	2,09,157	2,09,157	2,09,157
Total, Distributaries ..	5,36,292	153	5,36,445	5,36,220	5,31,499
Carried over ..	82,29,055	153	82,29,208	82,28,983	82,24,262

GODAVARI CANAL.

CANAL PROJECT.

No. 2.—Capital Account for, and to end of, 1927-28.

Heads of Account.	Direct Charges.			Cost of construction as now estimated. (Construction estimate closed on 31st Mar. 1916.)	Expenditure against closed estimate.
	Previous.	1927-28.	Total.		
1	2	3	4	5	6
Brought forward..	Rs. 82,29,055	Rs. 153	Rs. 82,29,208	Rs. 82,28,983	Rs. 82,24,262
Liabilities on completion works
Total, I.—Works ..	82,29,055	153	82,29,208	82,28,983	82,24,262
II.—ESTABLISHMENT.					
1 and 2. Direction and Accounts ..	} 13,52,271	112	13,52,383	13,51,890	13,50,828
3. Executive ..					
Total, Establishment ..	13,52,271	112	13,52,383	13,51,890	13,50,828
III.—TOOLS AND PLANT					
Pensionary charges ..	2,28,985	5	2,28,990	2,28,898	2,28,827
	10	16	26
Grand Total ..	98,10,321	286	98,10,607	98,09,771	98,03,917
V.—Less—Receipts on Capital Account.	2,026	..	2,026	2,026	2,026
Net Outlay ..	98,08,295	286	98,08,581	98,07,745	98,01,891
<i>Apportionment.</i>					
Chargeable to 35—Construction of Protective Irrigation Works ..	96,67,046	..	96,67,046	} 98,07,745	98,01,89
Chargeable to 55—Construction of Irrigation Works ..	1,41,249	286	1,41,535		
Total ..	98,08,295	286	98,08,581	98,07,745	98,01,891

GODAVARI CANAL.

CANAL PROJECT.

No. 3.—Revenue Account for, and to end of, 1927-28.

Receipts.	TOTAL.			Charges.	TOTAL.		
	Previous.	1927-28.	Total.		Previous.	1927-28.	Total.
	Rs.	Rs.	Rs.		Rs.	Rs.	Rs.
I.—DIRECT RECEIPTS.				I.—EXTENSIONS AND IMPROVEMENTS.			
1. Water-rates from Irrigation ..	52,10,678	6,40,702	58,51,380	1. Head Works ..	14,392	5,216	19,608
3. Sales of Water ..	36,850	7,559	44,409	2. Main Canals and Branches ..	75,861	..	75,861
4. Water-supply of towns ..	3,233	..	3,233	3. Distributaries ..	8,354	258	8,622
5. Plantations ..	6,945	1,399	8,344				
6. Other canal produce ..	12,184	1,463	13,647	Total ..	98,607	5,484	1,04,091
8. Navigation ..	167	1	168				
9. Rents of buildings ..	14,310	4,271	18,581	II.—MAINTENANCE AND REPAIRS.			
10. Fines ..	7,257	..	7,257	1. Head Works ..	1,57,099	13,690	1,70,789
11. Miscellaneous receipts ..	1,23,232	17,956	1,41,188	2. Main Canals and Branches ..	9,82,880	67,665	10,50,545
12. Deduct — Refunds ..	4,933	25	5,158	3. Distributaries ..	2,03,571	20,765	2,24,336
Total ..	54,09,923	6,73,126	60,83,049	Total ..	13,43,550	1,02,120	14,45,670
				III.—COMPENSATION
II.—INDIRECT RECEIPTS.				IV.—ESTABLISHMENT.			
Irrigation share of Land Revenue collected in the Civil Department.	1 & 2. Direction and Accounts ..	12,78,142	1,85,448	14,63,590
				3. Executive ..			
				V.—TOOLS AND PLANT ..	43,193	3,556	46,749
Total Receipts ..	54,09,923	6,73,126	60,83,049	Pensionary charges.	24,805	25,963	50,768
Carried over ..	54,09,923	6,73,126	60,83,049	Carried over ..	27,88,297	3,22,571	31,10,688

GODAVARI CANAL.

CANAL PROJECT.

No. 3.—Revenue Account for, and to end of, 1927-28.

Receipts.	TOTAL.			Charges.	TOTAL.		
	Previous.	1927-28.	Total.		Previous.	1927-28.	Total.
	s	Rs.	Rs.			Rs.	Rs.
Brought forward ..	54,09,923	6,73,126	60,83,049	Brought forward ..	27,88,297	3,22,571	31,10,868
				VI.—REFUNDS OF REVENUE..	43,571	..	43,571
				Deduct receipts on Revenue Account.	385	75	460
				Total ..	28,31,483	3,22,496	31,53,979
				Share of collection charges in the Civil Department. }	-24,983	-55,074	-80,057(a)
					2,56,901	19,684	2,76,585
				Total Direct Charges	30,63,401	2,87,105	33,50,507
				Indirect Charges debitable to Revenue Account as per Account No. 5 ..	1,61,324	1,076	1,62,400
				Total Charges ..	32,24,725	2,88,182	35,12,907
				Balance Net Revenue ..	21,85,198	3,84,944	25,70,142
GRAND TOTAL ..	54,09,923	6,73,126	60,83,049	GRAND TOTAL ..	54,09,923	6,73,126	60,83,049

N.B.—Construction estimate closed on 31st March 1916—vide G.R. No. A.I.—3470, dated 28th March 1916.

Note.—Loss of Revenue due to concessions granted for wheat cultivation during the Rabi season 1916-17—vide G.R. No. A.I.—12327, dated 18th December 1917—Rs. 31,760.

(a) Write-back of excess collection charges according to G. R., P. W. D., No. 9532, dated 14th August 1928.

GODAVARI CANAL.

CANAL PROJECT.

No. 4.—Interest Account for, and to end of, 1927-28.

	Amount.		Amount.
	Rs.		Rs.
Total interest charges to end of 1926-27	53,49,513	Net Revenue realized to end of 1926-27 as per No. 3	21,85,198
Interest charges for the year 1927-28	3,32,372	Net Revenue realized during 1927-28 as per No. 3	3,84,944
On Rs. 95,21,042 outlay to end of the year 1916-17 at the average rate 3.3282 per cent. ..	Rs. 3,16,594	Total Net Revenue realized to end of the year as per No. 3	25,70,142
On subsequent outlay Rs. 2,87,396 at the flat rate 5.49 per cent. ..	15,778	Balance net interest charges ..	31,11,743
Total ..	56,81,885	Total ..	56,81,885

No. 5.—Account of Indirect Charges for, and to end of, 1927-28.

Particulars.	Previous.	1927-28.	Total.	Particulars.	Previous.	1927-28.	Total.
	Rs.	Rs.	Rs.		Rs.	Rs.	Rs.
CAPITAL ACCOUNT.				REVENUE ACCOUNT.			
1. Capitalized abatement of Land Revenue ..	3,11,326	..	3,11,326	1. Capitalized abatement of Land Revenue
2. Leave and Pension Allowances ..	1,89,306	..	1,89,306	2. Leave and Pension Allowances ..	1,54,131	..	1,54,131
3. Audit and Accounts Establishment ..	1,014	2	1,016	3. Audit and Accounts Establishment ..	7,193	1,076	8,269
Total ..	5,01,646	2	5,01,648	Total ..	1,61,324	1,076	1,62,400

GODAVARI CANAL.

CANAL PROJECT.

No. 6.—Statement comparing Capital Cost to end of 1927-28 with sanctioned Estimates.

Particulars.	Charges against closed sanctions.			Current sanctions.			Total charges to date against old and current sanctions.
	Expenditure against construction estimate.	Expenditure against open capital sanctions.	Total.	Charges to date.	Amount of sanctioned estimate.	Unspent balance of estimate.	
1	2	3	4	5	6	7	8
DIRECT CHARGES.	Rs.	Rs.	Rs.	Rs.	Rs.	Rs.	Rs.
Works ..	78,92,733	3,31,529	82,24,262	4,946	4,721	—225	82,29,208
Establishment ..	12,40,613	1,10,215	13,50,828	1,555	1,062	—493	13,52,383
Tools and Plant ..	2,21,997	6,830	2,28,827	163	71	—92	2,28,990
Suspense Account ..	2,245	— 2,245
Pensionary charges	26	..	— 26	26
Total ..	93,57,588	4,46,329	98,03,917	6,690	5,854	—836	98,10,607
<i>Less—Receipts on Capital Account ..</i>	<i>2,026</i>	<i>..</i>	<i>2,026</i>	<i>..</i>	<i>..</i>	<i>..</i>	<i>2,026</i>
Net Total ..	93,55,562	4,46,329	98,01,891	6,690	5,854	—836	98,08,581
INDIRECT CHARGES.							
Capitalized abatement of Land Revenue ..	3,07,005	4,321	3,11,326	3,11,326
Leave and Pension Allowances ..	1,73,684	15,430	1,89,114	192	49	— 43	1,89,306
Audit and Accounts	980	980	36	..	— 36	1,016
Total ..	4,80,689	20,731	5,01,420	228	149	— 79	5,01,648
GRAND TOTAL ..	98,36,251	4,67,060	1,03,03,311	6,918	6,003	—915	1,03,10,229

G. R. (P.W.D.) No. 5085, dated 13th May 1918	Rs. 4,641
Do. No. 10321, dated 24th August 1918	1,362
Total ..			6,003

FUTELAO TANK.

TANK PROJECT.

No. 3.—Revenue Account for, and to end of, 1927-28.

Receipts.	TOTAL.			Charges.	TOTAL.		
	Previous.	1927-28.	Total.		Previous.	1927-28.	Total.
	Rs.	Rs.	Rs.		Rs.	Rs.	Rs.
I.—DIRECT RECEIPTS.				I.—EXTENSIONS AND IMPROVEMENTS.			
1. Water rates from Irrigation ..	1,321	190	1,511	1. Head Works ..	500	..	500
5. Plantations ..	26	..	26				
6. Other Canal produce ..	244	15	259				
11. Miscellaneous receipts ..	1,265	56	1,321	Total ..	500	..	500
				II.—MAINTENANCE AND REPAIRS.			
				1. Head Works ..	9,988	1,687	11,675
				Main Canals and Branches ..	5,582	610	6,192
Total ..	2,856	261	3,117	Total ..	15,570	2,297	17,867
II.—INDIRECT RECEIPTS.				IV.—ESTABLISHMENT.			
Irrigation share of Land Revenue collected in the Civil Department	1 and 2. Direction and Accounts ..	3,327	465	3,792
				3. Executive ..			
				V.—TOOLS AND PLANT ..	248	42	290
Total Receipts ..	2,856	261	3,117	Pensionary charges.	28	65	93
Carried over ..	2,856	261	3,117	Carried over ..	19,673	2,869	22,542

FUTELAO TANK.

TANK PROJECT.

No. 3.—Revenue Account for, and to end of, 1927-28.

Receipts.	TOTAL.			Charges.	TOTAL.		
	Previous.	1927-28.	Total.		Previous.	1927-28.	Total.
	Rs.	Rs.	Rs.		Rs.	Rs.	Rs.
brought forward ..	2,856	261	3,117	Brought forward..	19,673	2,869	22,542
				VI.—REFUNDS OF REVENUE.
				Total ..	19,673	2,869	22,542
				Share of Collection Charges in the Civil Department ..	-11 66	-15 6	(a)-26 72
				Total, Direct Charges ..	19,728	2,860	22,588
				Indirect Charges debitable to Re- venue Account as per Account No. 5 ..	515	23	538
				Total, Charges..	20,243	2,883	23,126
				Balance Net Revenue ..	-17,387	-2,622	-20,009
GRAND TOTAL ..	2,856	261	3,117	GRAND TOTAL ..	2,856	261	3,117

N.B.—Last Capital Account detailed in the Administrative Accounts for 1916-17.

Construction Estimate closed on 30th November 1916.

(a) Write-back of excess collection charges according to G. R.; P. W. D., No. 9532, dated 14th August 1928.

FUTELAO TANK.

TANK PROJECT.

No. 4.—Interest Account for, and to end of, 1927-28.

	Amount. Rs.		Amount. Rs.
Total interest charges to end of 1926-27	43,220	Net Revenue realized to end of 1926-27 as per No. 3 ..	—17,387
Interest charges for the year 1927-28	3,570	Net Revenue realized during 1927-28 as per No. 3	—2,622
On Rs. 1,07,356 outlay to end of the year 1916-17 at the average rate 3.3252 per cent. .. 3,570		Total Net Revenue realized to end of the year as per No. 3	—20,009
		Balance net interest charges ..	66,799
Total ..	46,790	Total ..	46,790

No. 5.—Account of Indirect Charges for, and to end of, 1927-28.

Particulars.	Previous.	1927-28.	Total.	Particulars.	Previous.	1927-28.	Total.
	Rs.	Rs.	Rs.		Rs.	Rs.	Rs.
CAPITAL ACCOUNT.	REVENUE ACCOUNT.			
				1. Capitalized abatement of Land Revenue
				2. Leave and Pension Allowances ..	439	..	439
				3. Audit and Accounts Establishment ..	76	23	99
	Total ..	515	23	538

SEHARWAH CANAL.

CANAL PROJECT.

No. 2.—Capital Account for, and to end of, 1927-28.

Heads of Account.	Direct Charges.			Cost of Construction as now estimated.	Expenditure against closed estimates.
	Previous.	1927-28.	Total.		
1	2	3	4	5	6
I.—WORKS.	Rs.	Rs.	Rs.	Rs.	Rs.
(1) HEAD WORKS.					
C. Works	50,000	..
Total, Head Works	50,000	..
(2) MAIN CANALS AND BRANCHES.					
A. Preliminary Expenses	4,768	..
B. Land	12,803	..
D. Regulators	70,765	..
G. Bridges	23,853	..
K. Buildings	23,823	..	23,823	1,15,875	..
L. Earth-work	2,39,839	..
P. Maintenance	18,172	..
Total, Main Canals and Branches ..	23,823	..	23,823	4,86,075	..
(3) DISTRIBUTARIES.					
A. Preliminary Expenses	37,851	..
C. Works	45,261	..
L. Earth-work	2,29,216	..
P. Maintenance	5,828	..
Total, Distributaries	3,18,156	..
(5) WATER COURSES.					
O. Miscellaneous	-1,64,506	..
Total, Water Courses	-1,64,506	..
Total, I—Works ..	23,823	..	23,823	6,89,725	..
Carried over ..	23,823	..	23,823	6,89,725	..

SEHARWAH CANAL.

CANAL PROJECT.

No. 2.—Capital Account for, and to end of, 1927-28.

Heads of Account.	Direct Charges.			Cost of Construction as now estimated.	Expenditure against closed estimates.
	Previous.	1927-28.	Total.		
1	2	3	4	5	6
	Rs.	Rs.	Rs.	Rs.	Rs.
Brought forward ..	23,823	..	23,823	6,89,725	..
II.—ESTABLISHMENT.					
1 and 2. Direction and Accounts ..	3,831	..	3,831	1,57,416	..
3. Executive ..					
Total, Establishment ..	3,831	..	3,831	1,57,416	..
III.—TOOLS AND PLANT ..	375	..	375	10,346	..
IV.—Suspense Accounts
Grand Total ..	28,029	..	28,029	8,57,487	..
V.—Less—Receipts on Capital Account.	2,199	..	2,199
Net Outlay ..	25,830	..	25,830	8,57,487	..
Apportionment.					
Chargeable to 49—Irrigation ..	29,348	..	29,348	8,57,487	..
Chargeable to 55—Construction of Irrigation Works ..	—3,518	..	—3,518		
Total ..	25,830	..	25,830	8,57,487	..

SEHARWAH CANAL.

CANAL PROJECT.

No. 4.—Interest Account for, and to end of, 1927-28.

	Amount. Rs.		Amount. Rs.
Total interest charges to end of 1926-27	11,383	Net Revenue realized to end of 1926-27 as per No. 3
Interest charges for the year 1927-28	1,418	Net Revenue realized during 1927-28 as per No. 3
On Rs. 25,830 outlay from 1917-18 to 1926-27 and half of 1927-28 at the flat rate 5.49 per cent.		Total, Net Revenue realized to end of the year as per No. 3.	..
		Balance net interest charges ..	12,801
Total ..	12,801	Total ..	12,801

No. 5.—Account of Indirect Charges for, and to end of, 1927-28.

Particulars.	Previous.	1927-28.	Total	Particulars.	Previous.	1927-28.	Total.
	Rs.	Rs.	Rs.		Rs.	Rs.	Rs.
CAPITAL ACCOUNT.				REVENUE ACCOUNT ..		Nil.	
1. Capitalized abatement of Land Revenue				
2. Leave and Pension Allowances ..	537	..	537				
3. Audit and Accounts Establishment ..	-11	..	-11				
Total ..	526	..	526	Total

SEHARWAH CANAL.

CANAL PROJECT.

No. 6.—Statement comparing Capital Cost to end of 1927-28 with sanctioned Estimates.

Particulars.	Charges against closed sanctions.			Current sanctions.			Total charges to date against old and current sanctions.
	Expenditure against construction estimate.	Expenditure against open capital sanctions.	Total.	Charges to date.	Amount of sanctioned estimate.	Unspent balance of estimate.	
1	2	3	4	5	6	7	8
	Rs.	Rs.	Rs.	Rs.	Rs.	Rs.	Rs.
DIRECT CHARGES.							
Works	23,823	6,89,725	6,65,902	23,823
Establishment	3,831	1,57,416	1,53,585	3,831
Tools and Plant	375	10,346	9,971	375
Total	28,029	8,57,487	8,29,458	28,029
Less—Receipts on Capital Account	2,199	...	—2,199	2,199
Net Total	25,830	8,57,487	8,31,657	25,830
INDIRECT CHARGES.							
Capitalized abatement of Land Revenue
Leave and Pension Allowances	537	22,038	21,501	537
Audit and Accounts	—11	...	11	—11
Total	526	22,038	21,512	526
GRAND TOTAL	26,356	8,79,525	8,53,169	26,356

Note.—Government of India (P.W.D.), No. 86-I., dated 15th March 1920, communicated in Government Resolution (P.W.D.), No. W. I.—11573, dated 7th June 1920,

KALRI CANAL.

CANAL PROJECT.

No. 3.—Revenue Account for, and to end of, 1927-28.

Receipts.	TOTAL.			Charges.	TOTAL		
	Previous.	1927-28.	Total.		Previous.	1927-28.	Total.
	Rs.	Rs.	Rs.		Rs.	Rs.	Rs.
I.—DIRECT RECEIPTS.				I.—EXTENSIONS AND IMPROVEMENTS.			
1. Water-rates from irrigation ..	566	..	566	2. Main Canals and Branches ..	305	..	305
6. Other canal produce ..	2,042	543	2,585				
9. Rents of buildings ..	2	..	2				
11. Miscellaneous receipts ..	347	40	387				
12. Deduct-Refunds.	20	..	20				
				Total ..	305	..	305
Total ..	2,937	583	3,520	II.—MAINTENANCE AND REPAIRS.			
				2. Main Canals and Branches ..	1,80,613	26,997	2,07,610
II.—INDIRECT RECEIPTS.							
Irrigation share of Land Revenue collected in the Civil Department.	2,24,198	22,436	2,46,664				
4 per cent. on 9/10ths of the proceeds from sales of occupancy rights per Govt. of India, Nos. 53 and 58-A. I., dated respectively 20th June and 1st August 1889, communicated in Government Resolution No. 1209, dated 10th July and No. 1913 dated 7th November 1889 to end of 1920-21 and thereafter at the average rate communicated by Local Government vide Govt. Order P.W.D. No. W. I. 11143, dated 20th July 1921 ..	3,261	663	3,924				
				Total ..	1,80,613	26,997	2,07,610
Total ..	2,27,459	23,129	2,50,588	III.—COMPENSATION
				IV.—ESTABLISHMENT.			
				1. and 2. Direction and Accounts ..	36,360	5,709	42,069
				3. Executive ..			
				V.—TOOLS AND PLANT ..	1,874	152	2,026
Total ..	2,27,459	23,129	2,50,588				
Total Receipts ..	2,30,396	23,712	2,54,108	Pensionary charges.	1,031	799	1,830
Carried over ..	2,30,396	23,712	2,54,108	Carried over ..	2,20,183	33,657	2,53,840

KALRI CANAL.

CANAL PROJECT.

No. 3.—Revenue Account for, and to end of, 1927-28.

Receipts.	TOTAL.			Charges.	TOTAL.		
	Previous.	1927-28.	Total.		Previous.	1927-28.	Total.
	Rs.	Rs.	Rs.		Rs.	Rs.	Rs.
Brought forward ..	2,30,396	23,712	2,54,108	Brought forward..	2,20,183	33,677	2,53,840
<i>Note</i> —Loss to the canal on account of difference between assessment of water-rates on jaghir lands and assessment at the ordinary rates in force for Government lands noted here per Government of India Letter No. 233-I, dated 14th June 1883, communicated under Government Resolution No. 400, dated 11th August 1883.				VI.—REFUNDS OF REVENUE
				<i>Deduct</i> —Receipts on Rev. Account..	23	..	23
				Total ..	2,20,160	33,657	2,53,817
				Share of Collection Charges in the Civil Department.	13,435	1,348	14,833
				Total Direct Charges ..	2,33,645	35,005	2,68,650
				Indirect Charges debitable to Revenue Account as per No. 5 ..	6,215	270	6,485
				Total Charges ..	2,39,860	35,275	2,75,135
				Balance Net Revenue ..	—9,464	—11,563	—21,027
				GRAND TOTAL ..	2,30,396	23,712	2,54,108
	To end of 1926-27..	Rs. 9,145					
Loss for 1927-28..	843						
Total ..	9,988						

N.B.—Last Capital Account detailed in the Administrative Accounts for 1926-27.

Construction Estimate closed during 1921-22, vide G. R. No. 1606 dated 19th July 1923.

KALRI CANAL.

CANAL PROJECT.

No. 4.—Interest Account for, and to end of, 1927-28.

	Amount. Rs.		Amount. Rs.
Total interest charges to end of 1926-27	15,911	Net Revenue realized to end of 1926-27 as per No. 3	—9,464
Interest charges for the year 1927-28	4,012	Net Revenue realized during 1927-28 as per No. 3	—11,563
On Rs. 64,524 outlay to end of the year 1916-17 at the average rate 3.3252 per cent. ..	Rs. 2,146	Total Net Revenue realized to end of the year as per No. 3	—21,027
On subsequent outlay Rs. 33,900 at the flat rate 5.49 per cent. ..	1,866	Balance net interest charges ..	40,950
Total ..	19,923	Total ..	19,923

No. 5.—Account of Indirect Charges for, and to end of, 1927-28.

Particulars.	1927-28.			Particulars.	1927-28.		
	Previous.	1927-28.	Total.		Previous.	1927-28.	Total.
	Rs.	Rs.	Rs.		Rs.	Rs.	Rs.
CAPITAL ACCOUNT.				REVENUE ACCOUNT.			
1. Capitalized abatement of Land Revenue	1. Capitalized abatement of Land Revenue ..	345	..	345
2. Leave and Pension Allowances	2. Leave and Pension Allowances ..	4,061	..	4,061
3. Audit and Accounts Establishment	3. Audit and Accounts Establishment ..	1,809	270	2,079
Total	Total ..	6,215	270	6,485

DADU CANAL.

CANAL PROJECT.

No. 3.—Revenue Account for, and to end of, 1927-28.

Receipts.	TOTAL.			Charges.	TOTAL.		
	Previous.	1927-28.	Total.		Previous.	1927-28.	Total.
	Rs.	Rs.	Rs.		Rs.	Rs.	Rs.
I.—DIRECT RECEIPTS.							
1. Water-rates from Irrigation ..	17	..	17				
3. Sales of water ..	526	522	1,048	I.—EXTENSIONS AND IMPROVEMENTS
6. Other canal produce ..	24	47	71				
9. Rents of Buildings ..	470	..	470	II.—MAINTENANCE AND REPAIRS.			
10. Fines ..	4	..	4				
11. Miscellaneous receipts ..	880	456	1,336	2. Main Canals and Branches ..	69,931	11,257	81,188
12. <i>Deduct</i> —Refunds ..	4	..	4				
Total ..	1,917	1,025	2,942	Total ..	69,931	11,257	81,188
II.—INDIRECT RECEIPTS.							
Irrigation share of Land Revenue collected in the Civil Department.	1,18,033	26,727	1,44,760				
4 per cent. on 9/10ths of the proceeds from sales of occupancy rights per Govt. of India Nos. 53 and 58-A. I., dated respectively 20th June and 1st August 1889, communicated in Government Resolution No. 1209, dated 10th July, and No. 1913, dated 7th November 1889 to end of 1920-21 and thereafter at the average rate communicated by Local Govt. vide Govt. Order P. W. D., No. W.1./11143, dated 20th July 1921 ..	2,212	553	2,765	III.—COMPENSATION
				IV.—ESTABLISHMENT.			
				1. and 2. Direction and Accounts. } 3. Executive .. }	14,730	2,381	17,111
Total ..	1,20,245	27,280	1,47,525	Total ..	14,730	2,381	17,111
Total, Receipts ..	1,22,162	28,305	1,50,467	V.—TOOLS AND PLANT ..	423	63	486
Carried over ..	1,22,162	28,305	1,50,467	Pensionary charges.	337	333	670
				Carried over ..	85,421	14,034	99,455

ADMINISTRATIVE ACCOUNTS FOR THE YEAR 1927-28.

311

DADU CANAL.

CANAL PROJECT.

No. 3.—Revenue Account for, and to end of, 1927-28.

Receipts.	TOTAL.			Charges.	TOTAL.		
	Previous.	1927-28.	Total.		Previous.	1927-28.	Total.
	Rs.	Rs.	Rs.		Rs.	Rs.	Rs.
Brought forward ..	1,22,162	28,305	1,50,467	Brought forward ..	85,421	14,034	99,455
<i>Note.</i> —Loss to the canal on account of difference between assessment of water-rates on jaghir lands and also on lands in Khilat Territory and assessment at the ordinary rates in force for Government lands noted here per Government of India Letter No. 233-I, dated 14th June 1883, communicated under Government Resolution No. 400, dated 11th August 1883.				VI.—REFUNDS OF REVENUE.			
				<i>Deduct</i> —Receipts on revenue account ..	4	..	4
				Total ..	85,417	14,034	99,451
				Share of collection charges in the Civil Department.	7,111	1,604	8,715
				Total, direct charges ..	92,528	15,638	1,08,166
				Indirect charges debitable to Revenue Account as per Account No. 5 ..	2,425	113	2,538
				Total, charges ..	94,953	15,751	1,10,704
				Balance Net Revenue ..	27,209	12,554	39,763
To end of 1926-27 ..	1,629			GRAND TOTAL ..	1,22,162	28,305	1,50,467
Loss for 1927-28 ..	348						
Total ..	1,977						
GRAND TOTAL ..	1,22,162	28,305	1,50,467				

N.B.—Last Capital Account detailed in the Administrative Accounts for 1923-24. Construction Estimate closed during 1921-22, vide G. R. No. 1606, dated 30th November 1923.

DADU CANAL.

CANAL PROJECT.

No. 4.—Interest Account for, and to end of, 1927-28.

	Amount- Rs.		Amount- Rs.
Total interest charges to end of 1926-27	3,760	Net Revenue realized to end of 1926-27 as per No. 3 ..	27,209
Interest charges for the year 1927-28	940	Net Revenue realized during 1927-28 as per No. 3	12,554
On Rs. 28,218 outlay to end of the year 1916-17 at the average rate 3.3252 per cent. . .	938	Total, Net Revenue realized to end of the year as per No. 3.	39,763
On subsequent outlay Rs. 31 at the flat rate 5.49 per cent. ..	2	Balance net interest charges ..	-35,063
Total ..	4,700	Total ..	4,700

No. 5.—Account of Indirect Charges for, and to end of, 1927-28.

Particulars.	Previous.	1927-28.	Total.	Particulars.	Previous.	1927-28.	Total.
	Rs.	Rs.	Rs.		Rs.	Rs.	Rs.
CAPITAL ACCOUNT.		Nil.		REVENUE ACCOUNT.			
				1. Capitalized abatement of Land Revenue
				2. Leave and Pension Allowances ..	1,725	..	1,725
				3. Audit and Accounts Establishment ..	700	113	813
Total	Total ..	2,425	113	2,538

DHARMA CANAL.

CANAL PROJECT.

No. 3.—Revenue Account for, and to end of, 1927-28.

Receipts.	TOTAL.			Charges.	TOTAL.		
	Previous.	1927-28.	Total.		Previous.	1927-28.	Total.
	Rs.	Rs.	Rs.		Rs.	Rs.	Rs.
I.—DIRECT RECEIPTS.				I.—EXTENSIONS AND IMPROVEMENTS.			
1. Water-rates from Irrigation ..	31,293	2,774	34,064	1. Head Works..	860	..	860
6. Other canal produce ..	47	33	80	2. Main Canals and Branches ..	958	..	958
11. Miscellaneous receipts ..	712	..	712				
12. Deduct-Refunds	374	..	374				
Total ..	31,675	2,807	34,482	Total ..	1,818	..	1,818
II.—INDIRECT RECEIPTS.				II.—MAINTENANCE AND REPAIRS.			
Irrigation share of Land Revenue collected in the Civil Department.	2,80,314	20,765	3,01,079	1. Head Works ..	9,044	1,456	10,500
Average Indirect Revenue as per G. R. No. A.I.-1650, dated 16th August 1911 ..	-3,24,184	-23,156	-3,47,340	2. Main Canals and Branches ..	8,953	..	8,953
				4. Average Expenditure before Improvement ..	-15,290	-1,390	-16,680
				Total ..	2,707	66	2,773
				III.—COMPENSATION
				IV.—ESTABLISHMENT.			
				1. and 2. Direction and Accounts	20,658	1,988	22,646
				3. Executive ..			
				V.—TOOLS AND PLANT ..	738	35	773
Total ..	-43,870	-2,391	-46,261	Pensionery Charges.	231	278	509
Total Receipts ..	-12,195	416	-11,779	Carried over ..	26,152	2,367	28,519
Carried over ..	-12,195	416	-11,779				

PUBLIC WORKS DEPARTMENT, IRRIGATION BRANCH.

DHARMA CANAL.

CANAL PROJECT.

No. 3.—Revenue Account for, and to end of, 1927-28.

Receipts.	TOTAL.			Charges.	TOTAL.		
	Previous.	1927-28.	Total.		Previous.	1927-28.	Total.
	Rs.	Rs.	Rs.		Rs.	Rs.	Rs.
Brought over ..	-12,195	416	-11,779	Brought over ..	26,152	2,367	28,519
				VI.—REFUNDS OF REVENUE ..	434	..	434
				Total ..	26,586	2,367	28,953
				Share of collec- tion charges in the Civil De- partment ..	-261	-202	-463(a)
					-2,837	-156	-2,993
				Total direct charges ..	23,488	2,009	25,497
				Indirect charges debitable to Revenue Account as per Account No. 5 ..	2,674	1	2,675
				Total charges ..	26,162	2,010	28,172
				Balance Net Revenue ..	-3,8357	-1,594	-39,951
GRAND TOTAL ..	-12,195	416	-11,779	GRAND TOTAL ..	-12,195	416	-11,779

N.B.—Last Capital Account detailed in the Administrative Accounts for 1922-23.

(a) Write-back of excess collection charges according to G. R., P. W. D., No. 5532, dated 14th August 1928.

DHARMA CANAL.

CANAL PROJECT.

No. 4.—Interest Account for, and to end of, 1927-28.

	Amount. Rs.		Amount. Rs.
Total interest charges to end of 1926-27	49,398	Net Revenue realized to end of 1926-27 as per No. 3	—38,357
Interest charges for the year 1927-28	3,392	Net Revenue realized during 1927-28 as per No. 3	—1,594
On Rs. 85,536 outlay to end of the year 1916-17 at the average rate 3·3252 per cent.	Rs. 2,844	Total Net Revenue realized to end of the year as per No. 3	—39,951
On subsequent outlay Rs. 9,973 at the flat rate at 5·49 per cent.	548	Balance net interest charges	92,741
Total	52,790	Total	52,790

No. 5.—Account of Indirect Charges for, and to end of, 1927-28.

Particulars.	Previous.	1927-28.	Total.	Particulars,	Previous.	1927-28.	Total.
	Rs.	Rs.	Rs.		Rs.	Rs.	Rs.
CAPITAL ACCOUNT.		Nil.		REVENUE ACCOUNT.			
				2. Leave and Pension Allowances..	2,662	..	2,662
				3. Audit and Accounts Establishment ..	12	1	13
Total	Total	2,674	1	2,675

MAHIWAH CANAL.

CANAL PROJECT.

No. 3.—Revenue Account for, and to end of, 1927-28.

Receipts.	TOTAL.			Charges.	TOTAL.		
	Previous.	1927-28.	Total.		Previous.	1927-28.	Total.
	Rs.	Rs.	Rs.		Rs.	Rs.	Rs.
I.—DIRECT RECEIPTS.				I.—EXTENSIONS AND IMPROVEMENTS.			
1. Water-rates from Irrigation ..	7,809	1,636	9,445				
3. Sales of water ..	381	10	391				
5. Plantations ..	543	..	543				
6. Other canal produce ..	10,401	61	10,462	2. Main Canals and Branches ..	1,38,049	—88	1,37,961
9. Rents of buildings ..	907	..	907	3. Distributaries..	12,329	..	12,329
10. Fines ..	13,866	548	14,414				
11. Miscellaneous receipts ..	22,464	2,194	24,658	Total ..	1,50,378	—88	1,50,290
12. Deduct—Refunds	1,423	..	1,423				
Total ..	54,948	4,449	59,397	II.—MAINTENANCE AND REPAIRS.			
II.—INDIRECT RECEIPTS.							
Irrigation share of Land Revenue collected in the Civil Department.	12,71,518	16,386	12,87,904	2. Main Canals and Branches ..	16,56,586	1,28,804	17,85,390
4 per cent. on 9/10ths of the proceeds from sales of occupancy rights per Govt. of India Nos. 53 & 58-A.I., dated respectively 20th June and 1st August 1889, communicated in Government Resolution No. 1209, dated 10th July, and No. 1913, dated 7th November 1889 to end of 1920-21 and thereafter at the average rate communicated by Local Govt., vide Govt. Order, P.W.D., No. W.I. 1143 dated 20th July 1921 ..	73,422	4,123	77,545	3. Distributaries ..	8,189	...	8,189
				Total ..	16,64,775	1,28,804	17,93,579
				IV.—ESTABLISHMENT.			
				1. and 2. Direction and Accounts ..	2,83,298	27,424	3,10,722
				3. Executive ..			
				V. TOOLS AND PLANT ..	16,022	753	16,780
Total ..	13,44,940	20,509	13,65,449				
Total Receipts ..	13,99,888	24,958	14,24,846	Pensionary charges ..	3,041	3,839	6,880
Carried over ..	13,99,888	24,958	14,24,846	Carried over ..	21,17,514	1,60,737	22,78,251

MAHIWAH CANAL.

CANAL PROJECT.

No. 3.—Revenue Account for, and to end of, 1927-28.

Receipts.	TOTAL.			Charges.	TOTAL.		
	Previous.	1927-28.	Total.		Previous.	1927-28.	Total.
	Rs.	Rs.	Rs.		Rs.	Rs.	Rs.
Brought forward ..	13,99,888	24,958	14,24,846	Brought forward ..	21,17,514	1,60,737	22,78,251
<p>Note.—Loss to the canal on account of difference between assessment of water-rates on jaghir lands and assessment at the ordinary rates in force for Government lands noted here per Government of India Letter No. 233-1., dated 14th June 1883, communicated under Government Resolution No. 400, dated 11th August 1883.</p>				VI.—REFUNDS OF REVENUE..	210	..	210
				Deduct—Receipts on revenue account ..	23	..	23
				Total ..	21,17,701	1,60,737	22,78,438
				Share of collection charges in the Civil Department.	70,770	1,111	71,881
				Total, Direct Charges.	21,88,471	1,61,848	23,50,319
				Indirect charges debitable to Revenue Account as per Account No. 5 ..	49,197	1,287	50,484
				Total, Charges ..	22,37,668	1,63,135	24,00,803
				Balance Net Revenue ..	-8,37,780	-1,38,177	-9,75,957
				GRAND TOTAL ..	13,99,888	24,958	14,24,846
	To end of 1926-27. Rs. 95,680						
Loss for 1927-28. ..							
Total .. 95,680							
GRAND TOTAL ..	13,99,888	24,958	14,24,846	GRAND TOTAL ..	13,99,888	24,958	14,24,846

N.B.—Last Capital Account detailed in the Administrative Accounts for 1926-27. Construction Estimate closed on 30th August 1922—vide Govt. Memo. No. S. 47, dated 30th August 1922. Completion Report passed by the Finance Department—vide Govt. Memo. (P. W. D.), No. S. 47-1., dated 30th August 1922.

MAHIWAH CANAL.

CANAL PROJECT.

No. 4.—Interest Account for, and to end of, 1927-28.

	Amount. Rs.		Amount. Rs.
Total interest charges to end of 1926-27	11,57,229	Net Revenue realized to end of 1926-27 as per No. 3	-8,37,780
Interest charges for the year 1927-28	46,863	Net Revenue realized during 1927-28 as per No. 3	-1,38,177
On Rs. 13,81,061 outlay to end of the year 1916-17 at the average rate 3.3252 per cent.	45,923	Total, Net Revenue realized to end of the year as per No. 3	-9,75,957
On subsequent outlay Rs. 17,117 at the flat rate 5.49 per cent.	940	Balance net interest charges	21,80,049
Total	12,04,092	Total	12,04,092

No. 5.—Account of Indirect Charges for, and to end of, 1927-28.

Particulars.	Previous.	1927-28.	Total.	Particulars.	Previous.	1927-28.	Total.
CAPITAL ACCOUNT ..	Rs.	Rs.	Rs.	REVENUE ACCOUNT.	Rs.	Rs.	Rs.
		<i>Nil</i>		1. Capitalized abatement of Land Revenue ..	4,319	..	4,319
				2. Leave and Pension Allowances ..	36,620	..	36,620
				3. Audit and Accounts Establishment ..	8,258	1,287	9,545
Total	Total	49,197	1,287	50,484

REVISION OF THE GOKAK CANAL EXTENSION PROJECT.

CANAL PROJECT

No. 2.—Capital Account for, and to end of, 1927-28.

Heads of Account.	Direct Charges.			Cost of Construction as now estimated.	Expenditure against closed estimates.
	Previous.	1927-28.	Total.		
1	2	3	4	5	6
I—WORKS.	Rs.	Rs.	Rs.	Rs.	Rs.
(2) MAIN CANALS AND BRANCHES.					
A. Preliminary Expenses ..	67,629	..	67,629		
Total, Main Canals and Branches ..	67,629	..	67,629		
Total, I.—Works ..	67,629	..	67,629		
II.—ESTABLISHMENT.					
1 and 2. Direction and Accounts ..	28,386	..	28,386		
3. Executive ..					
Total, Establishment ..	28,386	..	28,386		
III.—TOOLS AND PLANT ..	2,844	..	2,844		
GRAND TOTAL ..	98,859	..	98,859	67,865	
V.—Less—Receipts on Capital Account Net Outlay ..	98,859	..	98,859	67,865	
<i>Apportionment.</i>					
Chargeable to 55—Construction of Irrigation Works.	98,859	..	98,859	67,865	
Total ..	98,859	..	98,859	67,865	

REVISION OF THE GOKAK CANAL EXTENSION PROJECT.

CANAL PROJECT.

No. 4.—Interest Account for, and to end of, 1927-28.

	Amount. Rs.		Amount. Rs.
Total interest charges to end of 1926-27	23,234	Net Revenue realized to end of 1926-27 as per No. 3
Interest charges for the year 1927-28	5,427	Net Revenue realized during 1927-28 as per No. 3
On Rs. 98,859 outlay from the year 1921-22 to 1924-25 at the flat rate 5.49 per cent.	5,427	Total, Net Revenue realized to end of the year as per No. 3
		Balance net interest charges	28,661
Total	28,661	Total	28,661

No. 5.—Account of Indirect Charges for, and to end of, year 1927-28.

Particulars.	Previous.	1927-28.	Total.	Particulars.	Previous.	1927-28.	Total.
	Rs.	Rs.	Rs.		Rs.	Rs.	Rs.
CAPITAL ACCOUNT.				REVENUE ACCOUNT
1. Capitalized abatement of Land Revenue				
2. Leave and Pension Allowances	3,973	..	3,973				
3. Audit and Accounts Establishment	677	..	677				
Total	4,650	..	4,650	

REVISION OF THE COKAK CANAL EXTENSION PROJECT.

CANAL PROJECT.

No. 6.—Statement comparing Capital Cost to end of 1927-28 with sanctioned estimates.

Particulars.	Charges against closed sanctions.			Current sanctions.			Total charges to date against old and current sanctions.
	Expenditure against construction estimate.	Expenditure against open Capital sanctions.	Total.	Charges to date.	Amount of sanctioned estimate.	Unspent balance of estimate.	
1	2	3	4	5	6	7	8
	Rs.	Rs.	Rs.	Rs.	Rs.	Rs.	Rs.
DIRECT CHARGES.							
Works	67,629	67,629
Establishment	28,386	28,386
Tools and Plant	2,844	2,844
Total	98,859	67,865	—30,994	98,859
Less—Receipts on Capital Account
Net Total	98,859	67,865	—30,994	98,859
INDIRECT CHARGES.							
Capitalized abatement of Land Revenue
Leave and Pension Allowances	3,973	..	—3,973	3,973
Audit and Accounts	677	..	—677	677
Total	4,650	..	—4,650	4,650
GRAND TOTAL	1,03,509	67,865	—35,644	1,03,509

Note.—Estimate sanctioned in G. R. (P. W. D.) No. 654, dated 6th December 1923.

NIRA RIGHT BANK CANAL.

CANAL PROJECT.

No. 2.—Detailed Account of Capital Expenditure for, and to end of, 1927-28.

Heads of Account.	Direct Charges.			Cost of construction as now estimated.	Expenditure against closed estimates.
	Previous.	1927-28.	Total.		
1	2	3	4	5	6
I.—WORKS.	Rs.	Rs.	Rs.	Rs.	Rs.
(1) HEAD WORKS.					
A. Preliminary Expenses	45,160	..	45,160	55,451	..
B. Land	7,75,712	23,421	7,99,133	15,52,351	..
C. Works	1,04,80,310	72,135	1,05,52,445	1,74,17,686	..
K. Buildings	2,44,201	395	2,44,596	3,75,407	..
M. Plantations	5,000	..
O. Miscellaneous	56,806	2,482	59,288	1,21,348	..
P. Maintenance	1,30,690	8,771	1,39,461	1,87,761	..
Total, Head Works	1,17,32,879	1,07,204	1,18,40,083	1,97,15,004	..
(2) MAIN CANALS AND BRANCHES.					
A. Preliminary Expenses	2,46,402	977	2,47,379	2,89,737	..
B. Land	3,02,263	11,187	3,13,450	3,38,902	..
C. Works	7,75,494	1,38,951	9,14,445
D. Regulators	4,90,614	14,753	5,05,367	5,58,350	..
F. River and hill torrent Works	29,93,824	33,839	30,27,663	36,93,354	..
G. Bridges	3,48,541	21,087	3,69,628	3,33,960	..
H. Escapes	62,584	724	63,308	64,446	..
K. Buildings	3,70,880	5,675	3,76,555	8,38,104	..
L. Earth-work	91,11,457	2,14,086	93,25,543	99,95,432	..
M. Plantations	81,308	64	81,372	1,05,000	..
O. Miscellaneous	72,090	5,065	77,155	53,338	..
P. Maintenance	1,56,052	2,352	1,58,404	2,13,000	..
Q. Loss on Stock	21,492	5,229	26,721
Total, Main Canals and Branches	1,50,33,001	4,53,989	1,54,86,990	1,64,83,623	..
(3) DISTRIBUTARIES.					
A. Preliminary Expenses	1,05,621	3,178	1,08,799	1,31,253	..
B. Land	1,29,982	14,461	1,44,443	3,63,270	..
C. Works	9,19,832	1,45,853	10,65,685	72,26,502	..
D. Regulator	1,183	1,183
L. Earth Work	8,337	8,337
O. Miscellaneous	1,648	..	1,648
Total, Distributaries	11,57,083	1,73,012	13,30,095	77,21,025	..
(6) Special Tools and Plant	20,03,843	36,742	20,40,585	23,70,656	..
Proportionate expenditure to end of 1927-28 on the Old Bhatgar Dam and the New Lloyd Dam (a)	—26,87,145	—45,747	—27,32,892
Total, I.—Works	2,72,39,661	7,25,200	2,79,64,861	4,62,90,308	..
Carried over	2,72,39,661	7,25,200	2,79,64,861	4,62,90,308	..

(a) Distributed in the proportion 31 per cent. to the Nira Left Bank Canal and 69 per cent. to the Nira Right Bank Canal according to orders contained in Government memorandum No. 1984-I-20, dated 12th January 1926.

NIRA RIGHT BANK CANAL.

CANAL PROJECT.

No. 2.—Capital Account for, and to end of, 1927-28.

Heads of Account.	Direct Charges			Cost of construction as now estimated.	Expenditure against closed estimates.
	Previous.	1927-28.	Total.		
1	2	3	4	5	6
Brought forward ..	Rs. 2,72,39,661	Rs. 7,25,200	Rs. 2,79,64,861	Rs. 4,62,90,308	..
II.—ESTABLISHMENT.					
1 and 2. Direction and Accounts ..	65,81,655	3,55,487	69,37,142	94,70,312	..
Proportionate establishment on the expenditure as per note (a) under Works	—5,70,250	—20,613	—5,90,863
Total, Establishment ..	60,11,405	3,34,874	63,46,279	94,70,312	..
III.—Tools and Plant					
Proportionate Tools and Plant on the expenditure as per note (a) under Works	10,39,078	12,001	10,51,079	15,98,637	..
IV.—Suspense Accounts ..	58,964	..	58,964
Pensionary charges ..	52,654	46,882	99,536
Grand Total ..	3,43,05,720	11,18,245	3,54,23,965	5,73,59,257	..
V.—Less—Receipts on Capital Account.					
Net Outlay ..	1,18,557	29,414	1,47,971	8,39,050(b)	..
<i>Apportionment.</i>					
Chargeable to 35, Construction of Protective Irrigation Works ..	1,92,67,468	..	1,92,67,468	} 5,65,20,207	..
Chargeable to 55, Construction of Irrigation Works ..	1,82,80,376	11,58,789	1,94,39,165		
Proportionate Charges ..	—33,60,681	—69,958	—34,30,639		
Total ..	3,41,87,163	10,88,831	3,52,75,994	5,65,20,207	..

(a) Distributed in the proportion 31 per cent. to the Nira Left Bank Canal and 69 per cent. to the Nira Right Bank Canal according to orders contained in Government memorandum No: 1984-1-20, dated 12th January 1926.

(b) Receipts on Capital account and salvage value of tools and plant on completion of Right Bank and Lloyd Dam ..	Rs. 7,14,050
Do. do. Vir Reservoir. ..	1,25,000
	<u>8,39,050</u>

NIRA RIGHT BANK CANAL.

CANAL PROJECT.

No. 3.—Revenue Account for, and to end of, 1927-28.

Receipts.	TOTAL.			Charges.	TOTAL.		
	Previous.	1927-28.	Total.		Previous.	1927-28.	Total.
	Rs.	Rs.	Rs.		Rs.	Rs.	Rs.
I.—DIRECT RECEIPTS.				I.—EXTENSIONS AND IMPROVEMENTS.			
1. Water-rates from Irrigation ..	87,713	{ (a) 6,165 1,07,039 }	2,00,916	2. Main Canals and Branches ..	951	..	951
3. Sale of water ..	4	..	4	Total ..	951	..	951
9. Rents of buildings ..	1,779	2,055	3,834	II.—MAINTENANCE AND REPAIRS.			
11. Miscellaneous receipts ..	1	4	5	1. Head Works	6,626	6,626
12. Deduct Refunds.	7	122	129	2. Main Canals and Branches ..	61,770	46,414	1,08,184
Total ..	89,490	1,15,140	2,04,630	3. Distributaries ..	3,580	5,756	9,336
				Total ..	65,350	58,796	1,24,146
II.—INDIRECT RECEIPTS.				1 and 2. Direction and Accounts ..	61,464	76,246	1,37,710
Irrigation share of Land Revenue collected in the Civil Department.	3. Executive ..			
				V.—TOOLS AND PLANT ..	523	915	1,438
				Pensionary charges.	5,651	10,674	16,325
				Less—Receipts on Revenue account.	6	944	850
				Total ..	1,33,933	1,45,787	2,79,720
				Share of collection charges in the Civil Department.	2,799	{ 754 (a) 6,165 (b) -228 }	{ 9,718 -228(b) }
				Total, Direct Charges ..	1,36,732	1,52,478	2,89,210
				Indirect charges debit to Revenue Account as per Account No. 5 ..	3,617	588	4,205
				Total, Charges ..	1,40,349	1,53,066	2,93,415
				Balance, Net Revenue ..	-50,859	-37,926	-88,785
GRAND TOTAL ..	89,490	1,15,140	2,04,630	GRAND TOTAL ..	89,490	1,15,140	2,04,630

(a) Amount adjusted by credits to water Rates and debit per contra on account of collection charges for the revenue realised by the Phalton State.

(b) Write-back of excess collection charges according to G. R., P. W. D., no. 9532, dated 14th August 1928.

NIRA RIGHT BANK CANAL.

CANAL PROJECT.

No. 4.—Interest Account for, and to end of, 1927-28.

	Amount. Rs.		Amount. Rs.
Total interest charges to end of 1926-27	1,12,79,944	Net Revenue realized to end of 1926-27 as per No. 3	—50,859
Interest charges for the year 1927-28	16,74,277	Net Revenue realized during 1927-28 as per No. 3	—37,926
On Rs. 1,07,39,412 outlay to end of the year 1916-17 at the average rate 3·3252 per cent... Rs. 3,57,107		Total Net Revenue realized to end of the year as per No. 3	—88,785
On subsequent outlay Rs. 2,39,92,167 at 5·49 per cent. .. 13,17,170			
	16,74,277	Balance net interest charges ..	1,30,43,006
Total ..	1,29,54,221	Total ..	1,29,54,221

No. 5.—Account of Indirect Charges for, and to end of, 1927-28.

Particulars.	Previous.	1927-28.	Total.	Particulars.	Previous.	1927-28.	Total.
CAPITAL ACCOUNT.				REVENUE ACCOUNT.			
1. Capitalized abatement of Land Revenue ..	1,08,826	2,663	1,11,489	1. Capitalized abatement of Land Revenue
2. Leave and Pension Allowances ..	7,88,942	..	7,88,942	2. Leave and Pension Allowances ..	2,954	..	2,954
3. Audit and Accounts Establishment ..	1,42,088	7,252	1,49,340	3. Audit and Accounts Establishment ..	663	588	1,251
Total ..	10,39,856	9,915	10,49,771	Total ..	3,617	588	4,205

NIRA RIGHT BANK CANAL.

CANAL PROJECT.

No. 6.—Statement comparing Capital Cost to end of 1927-28 with sanctioned Estimates.

Particulars.	Charges against closed sanctions.			Current sanctions.			Total charges to date against old and current sanctions.
	Expenditure against construction estimate.	Expenditure against open capital sanctions.	Total.	Charges to date.	Amount of sanctioned estimate,	Unspent balance of estimate.	
1	2	3	4	5	6	7	8
DIRECT CHARGES.	Rs.	Rs.	Rs.	Rs.	Rs.	Rs.	Rs.
Works	2,79,64,861	4,62,90,308	1,83,25,447	2,79,64,861
Establishment	63,46,279	94,70,312	31,24,033	63,46,279
Tools and Plant	9,54,325	15,98,637	6,44,312	9,54,325
Suspense Accounts	58,964	..	-58,964	58,964
Pensionary charges	99,536	..	-99,536	99,536
Total	3,54,23,965	5,73,59,257	2,19,35,292	3,54,23,965
Less—Receipts on Capital Account	1,47,971	8,39,050	6,91,079	1,47,971
Net Total	3,52,75,994	5,65,20,207	2,12,44,213	3,52,75,994
INDIRECT CHARGES.							
Capitalized abatement of Land Revenue	1,11,489	3,82,150	2,70,661	1,11,489
Leave and Pension Allowances	7,88,942	13,25,842	5,36,900	7,88,942
Audit and Accounts	1,49,340	79,060	-70,280	1,49,340
Total	10,49,771	17,87,052	7,37,281	10,49,771
GRAND TOTAL	3,63,25,765	5,83,07,259	2,19,81,494	3,63,25,765

(1) Estimate amounting to Rs. 6,85,97,828 (inclusive of indirect charges) for the complete Nira Valley Development Project including the Bhatgar Reservoir and the Nira Right and Left Bank Canals has been sanctioned by the Secretary of State in Despatch No. 3-P. W., dated 18th September 1924, communicated by Government of India in letter No. I.—1/23, dated 1st December 1924, printed in G. R. (P. W. D.) No. 1984, dated 14th May 1925.

(2) The Estimate of Rs. 5,83,07,259 excludes items as under—which have been included in the Nira Left Bank Canal Project

Actual capital expenditure on the Left Bank Canal up to the end of 1922-23..	Rs. 66,20,885
Balance required to complete the remodelling of the Nira Left Bank Canal..	36,69,684

1,02,90,569

IRRIGATION WORKS.

*Statement comparing Capital cost to end of 1927-28
with sanctioned Estimates.*

Combined Account No. 6 of the Nira Left Bank Canal
and Shetpal Tank and the Nira Right Bank Canal.

IRRIGATION

Statement comparing Capital cost to end

Combined Account No. 6 of the Nira Left Bank Canal and

					Nira Left Bank Canal and Shetphal Tank.		
					Charges against closed sanctions.		
					Expenditure against construction Estimate.	Expenditure against open Capital sanctions.	Total.
DIRECT CHARGES.					Rs.	Rs.	Rs.
Works	47,68,387	1,64,743	49,33,130
Establishment	11,46,855	63,406	12,10,261
Tools and Plant	1,26,141	10,131	1,36,272
Suspense Accounts
Pensionary charges
				Total	60,41,383	2,38,280	62,79,663
Less—Receipts on Capital Account	8,382	16	8,398
				Net Total	60,33,001	2,38,264	62,71,265
INDIRECT CHARGES.							
Capitalized abatement of Land Revenue	1,83,159	4,030	1,87,189
Leave and pension allowances	1,77,833	8,878	1,86,711
Audit and Accounts	366	366
				Total	3,60,992	13,274	3,74,266
				Grand Total	63,93,993	2,51,538	66,45,531

(a) Excludes Rs. 66,20,885 actual expenditure on the Nira Left Bank Canal and Shetphal Tank up to end of 1922-23

WORKS.

of 1927-28 with sanctioned Estimates.

Shetphal Tank and the Nira Right Bank Canal.

Combined account of the Nira Left Bank Canal and Shetphal Tank and the Nira Right Bank Canal.			Total charges to date against old and current sanctions.			
Current sanctions.			Amount of sanctioned Estimate.	Unspent balance of Estimate.	Nira Left Bank Canal and Shetphal Tank.	Nira Right Bank Canal.
Charges to date.						
Nira Left Bank and Shetphal Tank.	Nira Right Bank Canal.	Total.				
Rs.	Rs.	Rs.	Rs.	Rs.	Rs.	Rs.
36,17,174	2,79,64,861	3,15,82,035	4,91,06,587	1,75,24,552	85,50,304	2,79,64,861
11,12,405	63,46,279	74,58,684	1,00,96,550	26,37,866	23,22,666	63,46,279
1,33,183	9,54,325	10,87,508	17,09,968	6,22,460	2,69,455	9,54,325
....	58,964	58,964	-58,964	58,964
69,916	99,536	1,69,452	-1,69,452	69,916	99,536
49,32,678	3,54,23,965	4,03,56,643	6,09,13,105	2,05,56,462	1,12,12,341	3,54,23,965
....	1,47,971	1,47,971	8,39,050	6,91,079	8,398	1,47,971
49,32,678	3,52,75,994	4,02,08,672	6,00,74,055	1,98,65,383	1,12,03,943	3,52,75,994
....	1,11,489	1,11,489	3,82,150	2,70,661	1,87,189	1,11,489
85,821	7,88,942	8,74,763	14,13,515	5,38,752	2,72,532	7,88,942
14,258	1,49,340	1,63,598	1,07,223	-56,375	14,624	1,49,340
1,00,079	10,49,771	11,49,850	19,02,888	7,53,038	4,74,345	10,49,771
50,32,757	3,63,25,765	4,13,58,522	(a)6,19,76,943	2,06,18,421	1,16,78,288	3,63,25,765

included in the estimate of Rs. 6,85,97,828 for the complete Nira Valley Development Department Project.

PRAVARA RIVER WORKS.

CANAL PROJECT.

No. 2.—Detailed Account of Capital Expenditure for, and to end of, 1927-28.

Heads of Account.	Direct Charges.			Cost of construction as now estimated. (Construction estimate closed on 30th June 1926.)	Expenditure against closed estimates.
	Previous.	1927-28.	Total.		
1	2	3	4	5	6
I.—WORKS.					
(1) HEAD WORKS.					
A. Preliminary Expenses ..	Rs. 12,235	Rs. ..	Rs. 12,235	Rs. 12,235	Rs. 12,235
B. Land	1,06,992	..	1,06,992	1,06,992	1,06,992
C. Works	58,82,704	..	58,82,704	58,82,704	58,82,704
∠. Buildings	1,07,306	..	1,07,306	1,07,306	1,07,306
L. Earth-work	1,34,417	..	1,34,417	1,34,417	1,34,417
D. Miscellaneous	1,91,271	..	1,91,271	1,91,271	1,91,271
P. Maintenance	75,135	..	75,135	75,135	75,135
Total, Head Works ..	65,10,060	..	65,10,060	65,10,060	65,10,060
(2) MAIN CANALS AND BRANCHES.					
A. Preliminary Expenses ..	16,606	..	16,606	16,606	16,606
B. Land	67,421	..	67,421	67,421	67,421
D. Regulators	51,167	..	51,167	51,167	51,167
E. Falls and Weirs	15,649	..	15,649	15,649	15,649
F. River and hill torrent Works ..	5,81,699	..	5,81,699	5,81,699	5,81,699
F (1). Other cross drainage Works ..	4,071	..	4,071	4,071	4,071
G. Bridges	1,37,239	..	1,37,239	1,37,239	1,37,239
H. Escapes	23,752	..	23,752	23,752	23,752
K. Buildings	4,04,486	4,329	4,08,815	4,08,815	4,08,815
L. Earth-work	17,60,486	..	17,60,486	17,60,486	17,60,486
M. Plantations	1,02,907	..	1,02,907	1,02,907	1,02,907
O. Miscellaneous	36,614	..	36,614	36,614	36,614
P. Maintenance	35,598	..	35,598	35,598	35,598
Total, Main Canals and Branches ..	32,37,695	4,329	32,42,024	32,42,024	32,42,024
Carried over ..	97,47,755	4,329	97,52,084	97,52,084	97,52,084

PRAVARA RIVER WORKS.

CANAL PROJECT.

No. 2.—Capital Account for, and to end of, 1927-28.

Heads of Account.	Direct Charges.			Cost of construction as now estimated. (Construction estimate closed on 30th June 1926).	Expenditure against closed estimates.
	Previous.	1927-28.	Total.		
1	2	3	4	5	6
Brought forward ..	Rs. 97,47,755	Rs. 4,329	Rs. 97,52,084	Rs. 97,52,084	Rs. 97,52,084
(3) DISTRIBUTARIES.					
A. Preliminary Expenses ..	13,679	..	13,679	13,679	13,679
B. Land	82,867	..	82,867	82,867	82,867
C. Works	2,99,327	..	2,99,327	2,99,327	2,99,327
L. Earth-work	2,22,482	..	2,22,482	2,22,482	2,22,482
M. Plantations	99	..	99	99	99
O. Miscellaneous	3,22,132	..	3,22,132	3,22,132	3,22,132
P. Maintenance	2,679	..	2,679	2,679	2,679
Total, Distributaries ..	9,43,265	..	9,43,265	9,43,265	9,43,265
(5) WATER COURSES.					
C. Works	1,13,008	..	1,13,008	1,13,008	1,13,008
L. Earth-work	77,042	..	77,042	77,042	77,042
O. Miscellaneous	17,728	..	17,728	17,728	17,728
P. Maintenance	8,585	..	8,585	8,585	8,585
Total, Water Courses ..	2,16,363	..	2,16,363	2,16,363	2,16,363
(6) Special Tools and Plant ..	4,98,951	..	4,98,951	4,98,951	4,98,951
Total, I.—Works ..	1,14,06,334	4,329	1,14,10,663	1,14,10,663	1,14,10,663
II.—ESTABLISHMENT.					
1 and 2. Direction and Accounts ..	} 28,15,933	2,947	28,18,880	28,18,880	28,18,880
3. Executive					
Total, Establishment ..	28,15,933	2,947	28,18,880	28,18,880	28,18,880
III.—TOOLS AND PLANT					
IV.—Suspense Accounts ..	3,41,624	143	3,41,767	3,41,767	3,41,767
Pensionary charges	2	..	2	2	2
	1,708	413	2,121	2,121	2,121
Grand Total ..	1,45,65,601	7,832	1,45,73,433	1,45,73,433	1,45,73,433
V.—Less—Receipts on Capital Account.	42,065	36,607	78,672	78,672	78,672
Net Outlay ..	1,45,23,536	—28,775	1,44,94,761	1,44,94,761	1,44,94,761

PRAVARA RIVER WORKS.

CANAL PROJECT.

No. 2.—Capital Account for, and to end of, 1927-28.

Heads of Account.	Direct Charges.			Cost of construction as now estimated. (Construction estimate closed on 30th June 1926.)	Expenditure against closed estimates.
	Previous.	1927-28.	Total.		
1	2	3	4	5	6
	Rs.	Rs.	Rs.	Rs.	Rs.
<i>Apportionment.</i>					
Chargeable to 35—Construction of Protective Irrigation Works ..	99,38,582	..	99,38,582	99,38,582	99,38,582
Chargeable to 49—Irrigation ..	3,46,499	..	3,46,499	3,46,499	3,46,499
Chargeable to 43—Minor Works and Navigation	3,66,224	..	3,66,224	3,66,224	3,66,224
Chargeable to—Famine Relief ..	5,13,868	..	5,13,868	5,13,868	5,13,868
Chargeable to 55—Construction of Irrigation Works ..	33,58,363	—28,775	33,29,588	33,29,588	33,29,588
Total ..	1,45,23,536	—28,775	1,44,94,761	1,44,94,761	1,44,94,761

PRAVARA RIVER WORKS.

CANAL PROJECT.

No. 3.—Revenue Account for, and to end of 1927-28.

Receipts.	TOTAL.			Charges.	TOTAL.		
	Previous.	1927-28.	Total.		Previous.	1927-28.	Total.
	Rs.	Rs.	Rs.		Rs.	Rs.	Rs.
I.—DIRECT RECEIPTS.				I.—EXTENSIONS AND IMPROVEMENTS.			
1. Water-rates from Irrigation ..	25,58,874	8,14,730	33,73,604	1. Head Works ..	844	..	844
3. Sales of water ..	965	170	1,135	2. Mains Canals and Branches ..	26,134	400	26,534
5. Plantations ..	74,298	5,111	80,737	3. Distributaries ..	2,440	2,110	4,550
6. Other canal produce ..				1,328		Total ..	29,418
9. Rents of buildings ..	2,884	6,316	9,200	II.—MAINTENANCE AND REPAIRS.			
10. Fines ..	2,196	659	2,855	1. Head Works ..	39,025	12,223	51,248
11. Miscellaneous receipts ..	25,159	1,025	26,184	2. Main Canals and Branches ..	7,63,945	63,437	8,27,382
12. Deduct-Refunds.	967	802	1,769	3. Distributaries..	1,11,029	31,711	1,42,740
Total ..	26,63,409	8,28,537	34,91,946	Total ..	9,13,999	1,07,371	10,21,370
II.—INDIRECT RECEIPTS.				IV.—ESTABLISHMENT.			
Irrigation share of Land Revenue collected in the Civil Department. Revenue from Galper land treated as Land Revenue G. R. No. 1829, dated 20th November 1893.	7,776	..	7,776	1 & 2. Direction and Accounts ..	9,88,950	1,88,938	11,77,888
Enhanced Land Revenue G. R. No. 275, dated 7th July 1881 ..	3,648	76	3,724	3. Executive ..			
Total ..	11,424	76	11,500	V.—TOOLS AND PLANT ..	28,910	3,633	32,543
Total, Receipts ..	26,74,833	8,28,613	35,03,446	Pensionary charges.	22,122	26,451	48,573
Carried over ..	26,74,833	8,28,613	35,03,446	Carried over ..	19,83,369	3,28,903	23,12,302

PRAVARA RIVER WORKS.

CANAL PROJECT.

No. 3.—Revenue Account for, and to end of, 1927-28.

Receipts.	TOTAL.			Charges.	TOTAL.		
	Previous.	1927-28.	Total.		Previous.	1927-28.	Total.
	Rs.	Rs.	Rs.		Rs.	Rs.	Rs.
Brought forward..	26,74,833	8,23,613	35,03,446	Brought forward..	19,83,399	3,28,903	23,12,302
				VI.—REFUNDS OF REVENUE..	1,620	..	1,620
				Deduct—Receipts on Revenue Account.	695	315	1,010
				Total ..	19,84,324	3,28,588	23,12,912
				Share of collection charges in the Civil Department.	-2,220 1,18,439	-30,216 24,456	-32,436(a) 1,42,955
				Total, Direct Charges.	21,00,593	3,22,838	24,23,431
				Indirect Charges debitable to Revenue Account as per No. 5 ..	1,23,269	1,099	1,24,368
				Total, Charges ..	22,23,862	3,23,937	25,47,799
				Balance Revenue Net ..	4,50,971	5,04,676	9,55,647
GRAND TOTAL ..	26,74,833	8,28,613	35,03,446	GRAND TOTAL ..	26,74,833	8,28,613	35,03,446

N.B.—Construction Estimate closed on 30th June 1926 vide G. R. (P. W. D.) No. 2215, dated 11th June 1926.

(a) Write-back of excess collection charges according to G. R., P. W. D., no. 9532, dated 14th August 1928.

PRAVARA RIVER WORKS.

CANAL PROJECT.

No. 4.—Interest Account for, and to end of, 1927-28.

	Amount. Rs.		Amount. Rs.
Total interest charges to end of 1926-27	71,05,691	Net Revenue realized to end of 1926-27 as per No. 3 ..	4,50,971
Interest charges for the year 1927-28	6,33,706	Net Revenue realized during 1927-28 as per No. 3 ..	5,04,676
On Rs. 75,22,460 outlay from the year 1916-17 at the average rate 3.3252 per cent. ..	2,50,177	Total Net Revenue realized to end of the year as per No. 3	9,55,647
On subsequent outlay Rs. 69,86,688 at the flat rate 5.49 per cent. ..	3,83,569	Balance net interest charges ..	67,83,750
Total ..	77,39,397	Total ..	77,39,397

No. 5.—Account of Indirect Charges for, and to end of, 1927-28.

Particulars.	Previous.	1927-28.	Total.	Particulars.	Previous.	1927-28.	Total.
	Rs.	Rs.	Rs.		Rs.	Rs.	Rs.
CAPITAL ACCOUNT.				REVENUE ACCOUNT.			
1. Capitalized abatement of Land Revenue ..	86,082	16	86,098	1. Capitalized abatement of Land Revenue ..	6	..	6
2. Leave and Pension Allowances ..	4,01,354	..	4,01,354	2. Leave and Pension Allowances ..	1,18,626	..	1,18,626
3. Audit and Accounts Establishment ..	25,436	43	25,479	3. Audit and Accounts Establishment ..	4,637	1,099	5,736
Total ..	5,12,872	59	5,12,931	Total ..	1,23,269	1,099	1,24,368

PRAVARA RIVER WORKS

CANAL PROJECT.

No. 6.—Statement comparing Capital Cost to end of 1927-28 with sanctioned Estimates.

Particulars.	Charges against closed sanctions.			Current sanctions.			Total charges to date against old and current sanctions.
	Expenditure against construction estimate.	Expenditure against open capital sanctions.	Total.	Charges to date.	Amount of sanctioned estimate.	Unspent balance of estimate.	
1	2	3	4	5	6	7	8
	Rs.	Rs.	Rs.	Rs.	Rs.	Rs.	Rs.
DIRECT CHARGES.							
Works	1,13,91,567	19,096	1,14,10,663	1,14,10,663
Establishment ..	28,03,073	10,807	23,18,880	23,18,880
Tools and Plant ..	3,41,200	567	3,41,767	3,41,767
Suspense Accounts ..	2	..	2	2
Pensionary charges ..	607	1,514	2,121	2,121
Total ..	1,45,41,449	31,984	1,45,73,433	1,45,73,433
<i>Less—Receipts on Capital Account ..</i>	<i>32,138</i>	<i>46,534</i>	<i>78,672</i>	<i>..</i>	<i>..</i>	<i>..</i>	<i>78,672</i>
Net Total ..	1,45,09,311	—14,550	1,44,94,761	1,44,94,761
INDIRECT CHARGES.							
Capitalized abatement of Land Revenue ..	86,082	16	86,098	86,098
Leave and Pension Allowances ..	4,01,354	..	4,01,354	4,01,354
Audit and Accounts ..	25,288	191	25,479	25,479
Total ..	5,12,724	207	5,12,931	5,12,931
GRAND TOTAL ..	1,50,22,035	—14,343	1,50,07,692	1,50,07,692

NAULAKHI CANAL—ABANDONED PROJECT.

CANAL PROJECT.

No. 4.—Interest Account for, and to end of, 1927-28.

	Amount. Rs.		Amount. Rs.
Total interest charges to end of 1926-27	4,158	Net Revenue realized to end of 1926-27 as per No. 3
Interest charges for the year 1927-28 on Rs. 5,112 outlay to end of the year 1916-17 at the average rate 3.3252 per cent. ..	170	Net Revenue realized during 1927-28 as per No. 3
		Total, Net Revenue realized to end of the year as per No. 3
		Balance net interest charges ..	4,328
Total ..	4,328	Total ..	4,328

No. 5.—Account of Indirect Charges for, and to end of, 1927-28.

Particulars.	Previous.	1927-28.	Total.	Particulars.	Previous.	1927-28.	Total.
	Rs.	Rs.	Rs.		Rs.	Rs.	Rs.
CAPITAL ACCOUNT.				REVENUE ACCOUNT.		Nil.	
1. Capitalized abatement of Land Revenue				
2. Leave and Pension Allowances ..	33	..	33				
3. Audit and Accounts Establishment				
Total ..	33	..	33	Total

NAULAKHI CANAL—ABANDONED PROJECT.

CANAL PROJECT.

No. 6.—Statement comparing Capital Cost to end of 1927-28 with sanctioned Estimates.

Particulars.	Charges against closed sanctions.			Current sanctions.			Total charges to date against old and current sanctions.
	Expenditure against construction estimate.	Expenditure against open Capital sanctions.	Total.	Charges to date.	Amount of sanctioned Estimate.	Unspent balance of Estimate.	
1.	2	3	4	5	6	7	8
	Rs.	Rs.	Rs.	Rs.	Rs.	Rs.	Rs.
DIRECT CHARGES.							
Works	4,876	9,72,019	9,67,143	4,876
Establishment	236	2,31,493	2,31,257	236
Tools and Plant	14,423	14,423	...
Suspense Accounts
Total	5,112	12,17,935	12,12,823	5,112
Less—Receipts on Capital Account
Net Total	5,112	12,17,935	12,12,823	5,112
INDIRECT CHARGES.							
Capitalized abatement of Land Revenue	12,470	12,470	...
Leave and Pension allowances	33	32,149	32,116	33
Total	33	44,619	44,586	33
GRAND TOTAL	5,145	12,62,554	12,57,409	5,145

The project has been abandoned.

WORKS FOR WHICH ONLY REVENUE ACCOUNTS ARE KEPT.

SIND.

No. 3.—Revenue Account for, and to end of, 1927-28.

Receipts.	TOTAL.			Charges.	TOTAL.		
	Previous.	1927-28.	Total.		Previous.	1927-28.	Total.
I.—DIRECT RECEIPTS.	Rs.	Rs.	Rs.	I.—EXTENSIONS AND IMPROVEMENTS	Rs.	Rs.	Rs.
1. Water-rates from Irrigation ..	5,67,243	..	5,67,243	..	26,97,622	..	26,97,622
3. Sales of water ..	2,745	..	2,745				
4. Water-supply of towns ..	1	..	1				
5. Plantations ..	3,33,528	..	3,33,528				
6. Other canal produce ..							
8. Navigation ..	666	..	666				
9. Rents of buildings ..	35,081	..	35,081	II.—MAINTENANCE AND REPAIRS.			
10. Fines ..	42,806	..	42,806	1. Head Works ..	1,34,12,936	..	1,34,12,936
11. Miscellaneous receipts ..	4,78,294	..	4,78,294				
12. Recoveries of Expenditure ..	4,366	..	4,366				
13. Deduct-Refunds.	98	..	98				
Receipts from 1874-75 to 1899-1900 ..	12,02,054	..	12,02,054				
Total ..	26,66,686	..	26,66,686				
II.—INDIRECT RECEIPTS.							
Irrigation share of Land Revenue collected in the Civil Department.	5,24,61,850	..	5,24,61,850	IV.—ESTABLISHMENT.			
4per cent. on 9/10ths of the proceeds from sales of occupancy rights of Govt. of India Nos. 53 & 58-A 1., dated respectively 20th June and 1st August 1889, communicated in Government Resolution No. 1209, dated 10th July, and No. 1913, dated 7th November 1889..	10,10,138	..	10,10,138	1 and 2. Direction and Accounts ..	32,02,309	..	32,02,309
Receipts from 1874-75 to 1899-1900 ..	4,71,38,677	..	4,71,38,677	3. Executive ..			
Total ..	10,06,10,665	..	10,06,10,665	V.—TOOLS AND PLANT	54,483	..	54,483
Total, Receipts ..	10,32,77,351	..	10,32,77,351	Carried over ..	1,93,67,350	..	1,93,67,350
Carried over ..	10,32,77,351	..	10,32,77,351				

WORKS FOR WHICH ONLY REVENUE ACCOUNTS ARE KEPT.

SIND.

No. 3.—Revenue Account for, and to end of, 1927-28.

Receipts.	TOTAL.			Charges.	TOTAL.		
	Previous.	1927-28.	Total.		Previous.	1927-28.	Total.
	Rs.	Rs.	Rs.		Rs.	Rs.	Rs.
Brought forward ..	10,32,77,351	..	10,32,77,351	Brought forward ..	1,93,67,350	..	1,93,67,350
<i>Note.</i> —Loss to the canal on account of difference between assessment of water-rates on jaghir lands and assessment at the ordinary rates in force for Government lands noted here per Government of India letter No. 233-I., dated 14th June 1883, communicated under Government Resolution No. 400, dated 11th August 1883.				VI.—REFUND S OF REVENUE.	443	..	443
				Suspense Account .	1,29,373	..	1,29,373
				Total ..	1,94,97,166	..	1,94,97,166
				Share of collection charges in the Civil Department.	32,05,116	..	32,05,116
				Total, Direct Charges ..	2,27,02,282	..	2,27,02,282
				Indirect Charges debitable to Revenue Account as per Account No. 5.	65,173	..	65,173
				Expenditure from 1874-75 to 1899-1900 ..	2,22,85,677	..	2,22,85,677
				Total, Charges ..	4,50,53,132	..	4,50,53,132
				Balance Net Revenue ..	5,82,24,219	..	5,82,24,219
	To end of 1922-23. Rs. 42,61,803						
GRAND TOTAL ..	10,32,77,351	..	10,32,77,351	GRAND TOTAL ..	10,32,77,351	..	10,32,77,351

The classification of expenditure under this class, i.e., works for which only revenue accounts are kept, has been discontinued from the year 1923-24 according to orders in paragraph 18 of Government of India (P. W. D.) Circular No. 3-P.W., dated 24th September 1921.

Statistical Statements
for
Irrigation Works, Deccan and Gujarat
For the year 1927-28

STATEMENT

Statement of Canals in the Bombay Presidency,

Source of supply of Water.	(3)	(5)	(6)		(18)	(22)	(28)	
	Shahada Channel.	Chikhli Canal.	Hathmati and Khari Cut Canals.		Krishna Canal.	Revari Canal.	Gokak Canal, 1st Section and Storage Works.	
			Hathmati Canal.	Khari Cut Canal.				
	Gomai River.	River Nandni.	Hathmati River.	Khari River.	Krishna River.	River Warna.	River Ghatprabha and Storage Works.	
Minimum discharge per second. } C. ft. per second.	K. ..	1.20	24	104	17.94	5.10	...	
	R. 9.53	2.56	82	28	55.72	7.32	...	
	H.W. 5.92	0.48	23	..	7.17	1.26	...	
Maximum discharge of canal. } C. ft. per second.	K. ..		326	242	108.48	5.84	66	68
	R. 23.08	5.09	192	67			66	68
	H.W. 16.57		69	68
Average annual rainfall .. Inches.	No rain gauge station maintained at present.	21.45	K. 26.93 R. 0.42 H.W. 0.30	36.32 0.33 0.11	25.09	26.48	17.28	
Gross area commanded .. Acres.	3,000	1,871	44,744	32,000	28,327	3,813	18,668	
Culturable area commanded .. "	3,000	1,478	28,840	20,000	26,453	3,624	17,627	
Area irrigable by complete project .. "	3,000	1,478	11,336	16,000	12,320	1,920	17,627	
Area irrigable at present .. "	2,400	1,478	8,000	16,000	12,320	1,920	17,627	
Sanctioned Estimate—								
Direct charges .. Rs.	1,00,739	53,803	4,96,805	5,79,678	9,00,299	56,324	13,86,490	
Indirect charges. ..	6,808	3,612	30,086	30,651	51,751	3,124	81,599	
Interest during construction..	2,37,687	..	7,83,613	...	1,44,865	
Total, Estimate.. ..	1,07,547	57,415	7,64,578	6,10,329	17,35,663	59,448	16,12,954	

I-A.

excluding Sind, for the year 1927-28.

(30) Jamda Canals.	(32) Nira Left Bank Canal.	(33) Kadwa River Works.			(37) Girna Left Bank Canal.	(39) Godavari Canals.	
		Palkhed Canal.	Ojhar Tambat Canal.	Wadali Canal.	Chankapur Tank.	Right Bank Canal.	Left Bank Canal.
Girna River.	River Nira and Reservoir at Bhatghar.	Kadva River.	Banganga River.	Kadva River.	Girna River.	Godavari River.	
170	1,318	13	1	3	10	95	25
49	34	13	1	4	10	25	25
	5	14	2	1	10	25	25
Left Bank. Right Bank.							
31 8	456	38	12	7	56	320	174
32 10		38	13	10	91	340	180
16 4		28	15	4	78	284	158
24·94	(a) 19·93	25·30	20·02	19·92	17·43	24·62	27·24
Left Bank. Right Bank.							
37,122 9,166	2,74,447	28,832	8,055	3,486	29,182	1,44,310	88,080
33,124 7,061	2,27,670	26,280	7,421	2,729	25,200	1,36,390	83,000
3,500 1,500	1,13,280	23,466	6,824	2,433	8,500	49,331	30,109
3,500 1,500	1,13,280	11,853	3,384	2,785	8,500	49,331	30,109
10,01,146	(h) 98,25,113	2,38,087	14,541	29,771	19,69,449	95,46,098	
50,214	(h) 4,90,102	15,761	833	1,540	67,634	4,90,702	
....	2,12,554	2,411	32,150	
10,51,360	(h) 1,03,15,215	4,66,402	17,785	63,461	(d) 20,37,083	(d) 1,00,36,800	

STATEMENT

Source of supply of Water.	(3)	(5)	(6)		(18)	(22)	(28)	
	Shahada Channel.	Chikhli Canal.	Hathmati and Khari Cut Canals.		Krishna Canal.	Revari Canal.	Gokak Canal, 1st Section and Storage Works.	
			Hathmati Canal.	Khari Cut Canal.				
	Gomai River.	River Nandni.	Hathmati River.	Khari River.	Krishna River.	River Warna.	River Ghatprabha and Storage Works.	
Expenditure to end of 1927-28.	Direct charges. Rs.	1,00,739	53,803	4,93,590	7,50,058	8,98,163	56,771	13,82,629
	Indirect charges. „	6,808	3,639	27,004	{ 47,207 870 }	51,644	3,040	83,538
	Interest during construction „	15,035	...	2,37,687	..	7,83,061	...	18,29,271
	Total, Expenditure Rs.	1,22,582	57,442	7,58,281	7,98,135	17,32,868	59,811	32,95,438
Works as now sanctioned —								
Main Canals, Irrigation .. Miles.	20.52	6.50	21	31	35.25	5.66	4.10	
Branch Canals, Irrigation .. „	8	26.25	5.25	12.03	
Distributaries.. „	1.15	...	25	27	35.43	
Of above—								
Navigable Channels .. Miles.	
Works completed at end of 1927-28—								
Main Canals, Irrigation .. Miles.	20.52	6.50	21	31	35.25	5.00	4.10	
Branch Canals, Irrigation .. „	8	28.62	5.25	12.03	
Distributaries .. „	1.15	...	53	29.5	35.43	
Of above—								
Navigable Channels .. Miles.	

I-A—contd.

(30) Jamda Canals.	(32) Nira Left Bank Canal.	(33) Kadwa River Works.			(37) Girna Left Bank Canal. Chankapur Tank.	(39) Godavari Canals.	
		Palkhed Canal.	Ojhar Tambat Canal.	Wadali Canal.		Right Bank Canal.	Left Bank Canal.
Girna River.	River Nira and Reservoir at Bhatghar.	Kadwa River.	Ban-ganga River.	Kadwa River.	Girna River.	Godavari River.	
10,01,146	(m) 1,11,33,680	9,73,359			19,87,839	98,08,886	
50,214	4,73,886	62,517			68,592	5,01,649	
.....	99,16,792	14,05,303			12,58,514	56,81,894	
10,51,360	(m) 2,15,24,358	24,41,179			33,14,945	1,59,92,429	
39	100·25	11·00	8·00	8·62	18·61	69·00	48·00
.....	5·00	..
75	139·00	21·50	20·67	78·00	34·00
.....
39	100·25	11·00	4·50	8·62	18·61	69·00	48·00
.....	5·00	..
75	139·00	13·92	20·80	78·00	34·00
.....

STATEMENT I-A—contd.

Source of supply of Water.	(41)	(42)	(43)	
	Dharma Canal.	Nira Right Bank Canal.	Pravara River Works	
			Pravara Right Bank Canal.	Pravara Left Bank Canal.
	Dharma River.	River Nira and new Reservoir at Bhatghar.	Pravara River.	Pravara River.
Minimum discharge per second. } C. ft. per second.	K. ... R. ... H.W. ...	Information not available.	61	131
Maximum discharge of canal. } C. ft. per second.	K. 365.29 R. 21.89 H.W. ...		61 30	229 140
Average annual rainfall .. Inches.	77.68		20.12	24.42
Gross area commanded .. Acres.	13,562	(f) 4,96,377	(g) 73,763	(g) 1,54,957
Culturable area commanded .. "	12,870	(f) 3,97,102	(g) 58,415	(g) 1,24,561
Area irrigable by complete project .. "	12,870	1,32,000	(g) 16,960	(g) 40,040
Area irrigable at present .. "	12,870	1,32,000	(g) 16,960	(g) 40,040
Sanctioned Estimate—				
Direct charges.. Rs.	95,582	4,76,28,007	1,43,83,925	
Indirect charges. ..	2,752	14,82,855	6,99,556	
Interest during construction	
Total, Estimate Rs. ..	98,334	(d) 4,91,10,860	(d) 1,50,83,481	
Expenditure to end of 1927-28.	Direct charges. Rs.	95,510	3,53,45,952	1,44,94,761
	Indirect charges ..	2,323	10,50,228	5,12,931
	Interest during construction	1,29,56,141	77,39,397
Total, Expenditure. Rs.	97,833	4,93,52,321	2,27,47,689	

STATEMENT I-A—concl'd.

Source of supply of Water.	(41)	(42)	(43)	
	Dharma Canal.	Nira Right Bank Canal.	Pravara River Works	
			Pravara Right Bank Canal.	Pravara Left Bank Canal.
	Dharma River.	River Nira and new Reservoir at Bhatghar.	Pravara River.	Pravara River.
Works as now sanctioned—				
Main Canals, Irrigation .. Miles.	19·00	106·50	33·00	47·12
Branch Canals, Irrigation	8·15	(b) 56·00	35·00
Distributaries	3·71	(b) 579·00	43·00	105·37
Of above—				
Navigable Chan- nels .. Miles.
Works completed at end of 1927-28—				
Main Canals, Irrigation .. Miles.	19·00	106·50	33·00	47·12
Branch Canals, Irrigation	8·15	24·00	35·00
Distributaries	3·71	188·00	43·00	105·37
Of above—				
Navigable Chan- nels .. Miles.

(a) Average for 43 years.

(b) These figures have been revised.

(d) These figures are for the whole project.

(f) The total area under command as per 1920 project is 559,657 acres. After deducting areas commanded by Branch No. 4 and distributaries in non-perennial section of the canal, viz., 63,280 acres, the net area under command works out to 496,377 acres and 80 per cent. of this, viz., 397,102 acres represents the culturable area.

(g) The culturable and irrigable areas commanded as given in the second revised project of the Pravara River Works are 182,976 and 57,000 acres respectively; these include old areas (culturable and irrigable at present) under Lakh Canal, viz., 25,536 and 11,280 acres respectively, which are now included in those of the Pravara Left Bank Canal, the Lakh Canal having since ceased to exist. As irrigation has begun on the extended Pravara Left Bank Canal figures shown in the statement are for the new Canal (including those for the Lakh Canal). The figures for the old Pravara Left Bank Canal are not shown.

(h) Inclusive of the amount of estimate for widening and remodelling the Nira Left Bank Canal.

(k) As calculated in the Nira Right Bank Canal Revised Project.

(m) Includes proportionate cost of the new Lloyd Dam debited to the Nira Left Bank Canal.

STATEMENT

Statement of Reservoir Projects in the Bombay

Source of Supply.	(1)	(2)	(4)	(7)	(8)	(9)	(10)	(11)
	Gadikeri Tank.	Mavin-kop Tank.	Kasurdi Tank.	Dambal Tank.	Medleri Tank.	Hartala Tank.	Mhasva Tank.	Madag Tank.
	Nala.	Nala.	Kasurdi Nala.	Nala.	Nala.	Local Streams.	Local Streams.	Kumud-wati River.
If supplied by rainfall. { Area of catchment. Sq.miles.	4.68	6.25	6	43	11	6.80	13.40	540
{ Average annual rainfall. Inches.	16.57	14.47	15.9	26.00	26.79	24.55
Contents of tanks between levels of surface of full supply and sill of canal head of sluice. } Millions of cubic feet ...	27.50	45.75	8	113.66	57.60	134	172	54.63
Area of surface at full supply. } Acres and decimals.	129	170.50	379	442	169	472	421	362
Gross area commanded. Acres.	687	872	597	3,000	1,916	584	4,647	2,851
Culturable do. .. "	687	755	478	2,500	830	527	4,075	1,345
Area irrigable by complete project .. "	450	755	150	2,500	1,052	415	1,700	2,186
Do. at present .. "	417	617	150	1,000	600	415	1,700	1,345
Wells supplied by tanks No.	Not known	Not known
Sanctioned Estimate—								
Direct Charges .. Rs.	16,990	30,379	40,812	61,162	78,237	48,890	1,29,813	2,32,263
Indirect Charges .. "	541	4,005	4,778	3,744	3,468	26,150	10,202	17,144
Interest during construction .. "
Total Estimate .. Rs.	17,531	34,384	45,590	64,906	81,705	75,040	1,40,015	2,49,407
Expenditure to end of 1927-28. { Direct Charges. Rs.	16,363	30,185	40,812	60,847	78,354	47,948	1,28,781	1,61,248
{ Indirect Charges ..	555	3,319	4,778	3,133	3,038	25,434	10,175	6,350
{ Interest during construction.
Total Expenditure .. Rs.	16,918	33,504	45,590	63,980	81,392	73,382	1,38,956	1,67,598
Works as now sanctioned—								
Dam (earth or masonry) .. "	Earth.	Earth.	Earth.	Earth.	Earth.	Earth.	Earth.	Earth.
Total height .. Ft.	20	30.53	33.45	42.25	41	51.50	44	100
Canals .. Miles	...	2.79	1.75	3.27	5.64	5.50	7	9
Distributaries .. "	1.50	2.79	1.75	3.27	5.64	5.50	7	9
Works completed at end of 1927-28—								
Dam (height completed) .. Ft.	20	30.53	33.45	42.25	41	51.50	44	100
Canals .. Miles	...	2.79	1.75	3.27	5.64	5.50	7	9
Distributaries .. "	1.50	2.79	1.75	3.27	5.64	5.50	7	9

(j) After deduc

II-A.

Presidency, excluding Sind, for 1927-28.

(12)	(13)	(14)	(15)	(16)	(17)	(19)	(20)	(21)	(23)	(24)
Asundi Tank.	Ekrak Tank.	Muchkundi Tank.	Bhadalvadi Tank.	Bhatodi Tank.	Koregaon Tank.	Upper Man River Works (Pingli Tank).	Maini Tank.	Ashti Tank.	Shirsupal Tank.	Lower Panjhra River Works & Mukti Tank.
Nala.	Adhela River.	Muchkundi Nala.	Deccan Tributary of the Bhima River.	Mehekri River.	Nala.	Man River.	Wanga Nala.	Ashti Nala.	Deccan Tributary of the Bhima River.	Local Streams.
23	159	26'00	23	44	7	20'00	51'70	92	23	34'22
20'07	27'44	12'10	18'79	23'79	26'08	17'67	20'53	23'47	16'43	20'35
74	2,616	624	(j) 185	154	83'47	192	183	1,419	(j) 362	320
418	4,551	1,059	335	315	202	349	427	2,830	834	509
1,800	17,152	5,570	3,000	15,126	2,394	8,443	4,876	17,882	4,500	13,117
1,011	16,941	5,417	2,400	13,657	2,394	7,628	4,625	16,825	2,500	12,627
1,011	16,941	3,417	2,000	12,124	1,050	2,080	4,625	11,780	1,800	12,627
1,011	16,941	750	2,000	12,124	1,050	2,080	4,625	11,780	1,800	12,627
...	29	13
67,731	12,28,243	1,48,200	2,14,382	3,51,767	40,731	4,16,341	4,70,538	7,54,250	2,09,460	4,44,486
12,754	1,06,687	20,220	14,342	26,511	1,318	28,190	25,730	80,677	12,822	22,774
...	8,00,650	2,37,421
80,485	21,35,580	1,63,420	2,28,724	3,78,278	42,049	4,44,531	4,96,268	8,34,927	2,22,282	7,04,681
60,741	12,28,117	1,40,217	2,13,115	3,52,685	37,923	4,15,835	4,70,538	7,62,493	2,12,199	4,45,382
14,254	1,12,269	18,490	14,307	27,022	1,266	23,451	25,730	79,215	12,360	23,239
...	10,27,893	4,18,839
74,995	23,68,279	1,58,707	2,27,422	3,79,707	39,189	4,39,286	4,96,268	8,41,708	2,24,568	8,87,460
Earth	Earth.	Masonry.	Earth	Masonry.	2 dams, Earth & Masonry	Earth.	Earth.	Earth.	Earth.	Earth.
33'95	76	60	55'09	50	71 & 16	53'50	57'33	57'75	54'32	65
...	48	5'50	...	4'50	3'75	17'50	9'25	27'50
4'86	1'68	2'25	9'75	5'50	...	6'50	7'58	3'15	12'50	45
33'95	76	60	55'09	50	71 & 16	53'50	57'33	57'75	54'32	65
...	48	5'50	...	4'50	3'75	17'50	9'25	27'50
4'86	1'68	2'25	9'75	5'50	...	6'50	7'58	3'15	12'50	45

ing silt deposit,

STATEMENT

Source of Supply.	(25)	(26)	(27)	(27a)	(28)	(29)	(31)	(32a)
	Yerla River Irrigation Works (Nehr Tank).	Parsul Tank.	Mutha Reservoir Lake Five Mutha Canals.	Matoba Tank.	Gokak Canal, 1st Section, and Storage Works.	Mhaswad Tank.	Pathri Tank	Shetphal Tank.
	Yerla River.	Parsul River.	Mutha River, Ghat Catchment.	Small Nala and Mutha Right Bank Canal.	Ghat-prabha River, Ghat Catchment.	Man River.	Yerai River.	Nira Canal.
If supplied by rainfall.	Area of catchment. Sq. miles. 59.55	17	196	10	1,080	480	27.5	2.33
	Average annual rainfall. Inches. 24.20	16.61	†138	15.75	(a)	12.55	27.41	(b) 18.75
Contents of tanks between levels of surface of full supply and sill of canal head sluice.	Millions of cubic feet .. 489	119	(h) 3,447	(i) 217	907.18	2,601	407	572
Area of surface at full supply.	Acres and decimal. 676	151	3,743	417	2,731.86	4,014	681	898
Gross area commanded.	Acres. 11,234	3,337	94,087	10,700	(a)	129,045	5,000	(e) 25,000
Culturable do. .. "	10,680	3,197	(i) 49,800	7,133	(a)	106,214	4,586	(e) 25,000
Area irrigable by complete project .. "	6,000	1,000	16,800	3,250	(a)	24,800	2,500	4,200
Do. at present .. "	5,480	1,000	16,800	3,250	(a)	24,800	2,500	4,200
Wells supplied by tanks. No.	29	41	12
Sanctioned Estimate—								
Direct Charges .. Rs.	7,35,672	2,15,366	64,62,810	1,93,000	(a)	20,24,327	5,43,141	7,04,442
Indirect Charges .. "	45,836	8,246	2,56,743	17,500	(a)	1,03,947	29,715	46,435
Interest during construction .. "	56,54,209	..	(a)	6,56,222	...	55,157
Total Estimate .. Rs.	7,81,508	2,23,612	1,23,73,762	2,10,500	(a)	27,84,496	5,72,856	8,06,034
Expenditures to end of 1927-28.								Included in the figures for the Nira Left Bank Canal shown in Statement I-A.
Direct Charges. Rs.	7,35,672	2,08,007	62,54,627	Included in the figures for the Mutha Canals.	(a)	20,05,553	5,27,825	
Indirect Charges .. "	45,836	6,988	2,95,834		(a)	90,463	15,021	
Interest during construction .. "	1,27,03,388		(a)	14,45,492	...	
Total Expenditure .. Rs.	7,81,508	2,14,995	1,92,53,849	...	(a)	35,41,508	6,42,846	..
Works as now sanctioned—								
Dam (earth or masonry) ..	Earth.	Earth.	Masonry.	Earth.	Masonry.	Earth.	Earth.	Earth.
Total height .. Ft.	74	62.27	97.84	48.41	27	79.79	63.75	66
Canals .. Miles.	33.33	..	88	..	Maximum above foundation 16.13	(f) 66.25	4.66	6.54
Distributaries .. "	4	4.75	70	17	35.43	43.36	3.33	...
Works completed at end of 1927-28—								
Dam (height completed) .. Ft.	74	62.27	97.84	48.41	27	79.79	63.75	66
Canals .. Miles.	33.33	..	88	..	*16.13	(f) 66.25	4.66	6.54
Distributaries .. "	4	4.75	67	17	35.43	43.36	3.33	...

(a) Figures are given in Statement I-A.

(b) Average for 29 years.

† Estimated rainfall in the catchment.

(c) These figures are for new Lloyd Dam at Bhatgar. The heights of the old dam above lowest foundation and above lowest point in river bed are 127 feet and 108 feet respectively.

‡ The catchment area of the drainage channel is 13 sq. miles in addition.

§ At provisional F. S. L. R. L. 103.50.

|| At original F. S. L. R. L. 105.00.

* Including 12.03 miles of Wadar Hatti branch

II-A—concl'd.

(33)	(34)	(35)	(35a)	(36)	(37)	(38)	(39)	(40)	(42)	(43)
Kadva River Works (Waghad Tank).	Wangroli Tank.	Tranza Tank.	Nagramma Tank.	Savli Tank.	Chankapur Tank, Girna Left Bank Canal.	Sahiat Tank.	Darna Reservoir, Godavari Canal.	Futelao Tank.	Lloyd Dam, Nira Canals	Lake Arthur Hill, Wilson Dam, Pravara Canals.
Kolvan River, Ghat Catchment.	Kharwa Nala.	Matar Drainage Channel.		Gadia Nala.	Girna River.	Sahiat Nala.	Dana River.	Futelao Nala.	Yelvandi River, Ghat Catchment.	Pravara River.
29	13	\$...	\$1.5	11	100	12.5	156	7	128	47
47.63	34.66	38.55		33.80	34.13	36.05	83.96	24.34	†145	78.15
606	212.00	79.97	97.14	\$172.27 210.00	1,548	130	7,763	56	(d) 24,198	(k) 10,086 (F.S.L.) 260
778	596.87	196.00	293.00	557.00	1,043	662.61	8,584	193.5	(d) 9,368	218
(a)	5,000	1,000	500	4,700	(a)	4,000	(a)	1,500	(a)	(a)
(a)	5,000	888	402	4,700	(a)	4,000	(a)	1,200	(a)	(a)
(a)	3,000	500	300	3,000	(a)	2,000	(a)	840	(a)	(a)
(a)	3,400	500	300	3,000	(a)	to 2,500 2,000	(a)	800	(a)	(a)
...
4,67,662	2,03,375	2,61,048		2,25,703	(a)	1,54,133	(a)	1,02,116	(a)	(a)
16,835	47,041	51,686		23,519	(a)	32,649	(a)	8,669	(a)	(a)
2,17,233	(a)	...	(a)	..	(a)	(a)
7,01,730	2,50,416	3,12,734		2,49,222	(a)	1,86,782	(a)	1,10,785	(a)	(a)
6,64,888	2,42,512	2,38,032		2,34,179	(a)	1,58,452	(a)	1,07,356	(a)	(a)
42,233	50,783	42,603		21,031	(a)	25,577	(a)	9,105	(a)	(a)
4,45,241	(a)	...	(a)	...	(a)	(a)
11,52,362	2,93,295	2,80,635		2,55,210	(a)	1,84,029	(a)	1,16,461	(a)	(a)
Earth. 95	Earth. 27.18	Earth. 15.84	Earth. 17.12	Earth. 37.5	Masonry. 9.	Earth. 22.14	Masonry. 92	Earth. 34.60	Masonry. (c)183.75	Masonry. 270
(a)	13.79	5.35	2.25	8.35	(a)	9.25	(a)	4.98	(a)	(a)
(a)	1.32	(a)	0.85	(a)	...	(a)	(a)
95	27.18	15.84	17.12	37.5	9.	22.14	92	34.60	(c)183.75	270
(a)	17.26	5.35	2.25	8.35	(a)	9.25	(a)	3.99	(a)	(a)
(a)	1.32	(a)	1.79	(a)	...	(a)	(a)

(d) These figures are for new Lloyd Dam at Bhatgar.

(e) This area is also commanded by the Nira Left Bank Canal.

(h) Storage available after deducting 508 million cubic feet which cannot be used on account of the Poona Water Supply.

(i) Includes 7,133 acres commanded by Matoba Tank.

(j) After deducting silt deposits.

(f) Includes 38½ miles of Branch Canal.

(k) Waste weir gates not yet installed and so storage at 270 ft. height has not been shown which is 12,092m. c. ft.

STATEMENT

Capital Account of Irrigation Works in the Deccan

Name of work.	DURING				
	DIRECT CHARGES.				
	Works.	Establishment.	Tools and Plant.	Pensionary charges	Total.
1	2	3	4	5	6
A—IRRIGATION WORKS	Rs.	Rs.	Rs.	Rs.	Rs.
PRODUCTIVE.					
1. Gadikeri Tank
2. Mavinkop Tank
3. Shahada Channel
Total, Productive
UNPRODUCTIVE.					
4. Kasurdi Tank
5. Chikhli Canal
6. Hathmati and Khari Cut Canals
7. Dambal Tank
8. Medleri do.
9. Hartala do.
10. Mhaswa do.
11. Madag do.
12. Asundi do.
13. Ekruk do.
14. Muchkundi Tank
15. Bhadalwadi do.
16. Bhatodi Tank
17. Koregaon do.

STATEMENT

Name of work.	DURING				
	DIRECT CHARGES.				
	Works.	Establishment.	Tools and Plant.	Pensionary charges	Total.
1	2	3	4	5	6
A—IRRIGATION WORKS— <i>contd.</i>	Rs.	Rs.	Rs.	Rs.	Rs.
UNPRODUCTIVE— <i>contd.</i>					
18. Krishna Canal
19. Upper Man River Works
20. Maini Tank
21. Ashti do.
22. Revari Canal
23. Shirsuphal Tank
24. Lower Panjhra River Works
25. Yerla River Irrigation Works
26. Parsul Tank
27. Mutha Canals including Matoba Tank.
28. Gokak Canal, first Section and Storage Works	-1,723	-694	-41	-97	-2,555
29. Mhaswad Tank
30. Jamda Canals
31. Pathri Tank
32. Victoria do.	18	8	..	1	27
33. Budhihai do.	500	231	8	32	771
34. Nira Left Bank Canal and Shetphal Tank.	3,39,129	2,36,526	9,431	33,114	6,18,200
35. Kadva River Works
36. Wangroli Tank
37. Tranza-Nagrama Tanks

STATEMENT

Name of work.	DURING				
	DIRECT CHARGES.				
	Works.	Establishment.	Tools and Plant.	Pensionary charges.	Total.
1	2	3	4	5	6
A—IRRIGATION WORKS— <i>contd.</i>	Rs.	Rs.	Rs.	Rs.	Rs.
UNPRODUCTIVE— <i>contd.</i>					
38. Savli Tank
39. Chankapur Tank
40. Sahiat Tank
41. Suki River
42. Godavari Canals	153	112	5	16	286
43. Futelao Tank
44. Dharma Canal
45. Gokak Canal Survey
46. Nira Right Bank Canal	7,25,200	3,34,874	11,289	46,882	11,18,245
47. Pravara River Works	4,329	2,947	143	413	7,832
48. Gokak Canal, Second Section
Total, Unproductive	10,67,606	5,74,004	20,835	80,361	17,42,806
Grand Total	10,67,606	5,74,004	20,835	80,361	17,42,806

I-B—contd.

YEAR.						
INDIRECT CHARGES.						Grand Total
Deduct— Receipts on Capital Account.	Total.	Capita- lization.	Leave and Pension Allowances.	Audit and Accounts.	Total.	
7	8	9	10	11	12	13
Rs.	Rs.	Rs.	Rs.	Rs.	Rs.	Rs.
....
....
....
....
....	286	2	2	288
....
....
....
29,414	10,88,831	2,663	7,252	9,915	10,98,746
36,607	—28,775	16	43	59	—28,716
....
66,475	16,76,331	2,679	10,676	13,355	16,89,686
66,475	16,76,331	2,679	10,676	13,355	16,89,686

STATEMENT

Name of Work.	TO END				
	DIRECT CHARGES.				
	Works.	Establishment.	Tools and Plant.	Pensionary charges	Total.
1	14	15	16	17	18
A—IRRIGATION WORKS— <i>contd.</i>	Rs.	Rs.	Rs.	Rs.	Rs.
PRODUCTIVE.					
1. Gadikeri Tank	13,105	3,118	140	..	16,363
2. Mavinkop Tank	23,738	6,232	353	..	30,323
3. Shahada Channel	60,690	38,406	1,531	112	1,00,739
Total, Productive ..	97,533	47,756	2,024	112	1,47,425
UNPRODUCTIVE.					
4. Kasurdi Tank	31,433	8,495	884	..	40,812
5. Chikhli Canal	39,984	13,611	208	..	53,803
6. Hathmati and Khari Cut Canals..	10,07,178	2,24,687	13,252	..	12,45,117
7. Dambal Tank	49,262	10,769	878	..	60,909
8. Medleri do.	61,881	15,324	1,155	..	78,360
9. Hartala do.	33,437	11,936	2,579	..	47,952
10. Mhaswa do.	1,01,259	26,399	1,129	..	1,28,787
11. Madag do.	1,26,596	31,841	2,825	..	1,61,262
12. Asundi do.	48,805	10,881	1,055	..	60,741
13. Ekruk do.	10,07,089	2,12,509	9,713	..	12,29,311
14. Muchkundi Tank	1,11,830	26,360	2,294	..	1,40,484
15. Bhadalwadi do.	1,57,001	53,493	2,621	..	2,13,115
16. Bhatodi do.	2,73,838	70,183	9,354	..	3,53,375
17. Koregaon do.	30,044	7,661	218	..	37,923
18. Krishna Canal	7,39,340	1,56,123	2,738	..	8,98,201

I-B—contd.

OF YEAR.

		INDIRECT CHARGES.				
<i>Deduct— Receipts on Capital Account.</i>	Total.	Capita- lization.	Leave and Pension Allowances.	Audit and Accounts.	Total.	Grand Total.
19	20	21	22	23	24	25
Rs.	Rs.	Rs.	Rs.	Rs.	Rs.	Rs.
....	16,363	13	542	..	555	16,918
138	30,185	2,101	1,218	..	3,319	33,504
....	1,00,739	1,232	5,264	312	6,808	1,07,547
138	1,47,287	3,346	7,024	312	10,682	1,57,969
....	40,812	3,079	1,699	..	4,778	45,590
....	53,803	917	2,722	..	3,639	57,442
1,459	12,43,648	36,598	38,462	21	75,081	13,18,729
62	60,847	1,034	2,099	..	3,133	63,980
6	78,354	243	2,795	..	3,038	81,392
4	47,948	23,052	2,382	..	25,434	73,382
6	1,28,781	5,026	5,149	..	10,175	1,38,956
14	1,61,248	6,350	..	6,350	1,67,598
....	60,741	12,536	1,718	..	14,254	74,995
1,194	12,28,117	69,948	42,321	..	1,12,269	13,40,386
267	1,40,217	14,386	4,104	..	18,490	1,58,707
....	2,13,115	4,067	10,240	..	14,307	2,27,422
690	3,52,685	13,023	13,999	..	27,022	3,79,707
....	37,923	1,266	..	1,266	39,189
38	8,98,163	21,822	29,779	43	51,644	9,49,807

STATEMENT I

Name of Work.	TO END				
	DIRECT CHARGES.				
	Works.	Establishment.	Tools and Plant.	Pensionary charges	Total.
1	14	15	16	17	18
A—IRRIGATION WORKS— <i>contd.</i>	Rs.	Rs.	Rs.	Rs.	Rs.
UNPRODUCTIVE— <i>contd.</i>					
19. Upper Man River Works ..	3,14,286	95,008	6,782	..	4,16,076
20. Maini Tank	3,49,759	1,17,527	3,792	..	4,71,078
21. Ashti do.	6,13,578	1,46,014	8,293	..	7,67,885
22. Revari Canal	47,057	9,693	21	..	56,771
23. Shirsuphal Tank	1,71,148	38,190	2,861	..	2,12,199
24. Lower Panjhra River Works ..	3,67,303	74,888	3,228	..	4,45,419
25. Yerla River Irrigation Works ..	6,02,586	1,26,889	8,562	..	7,38,037
26. Parsul Tank	1,62,423	42,832	2,823	..	2,08,078
27. Mutha Canals including Matoba Tank	51,03,054	10,46,209	1,18,828 (a)—1,136	..	62,66,955
28. Gokak Canal, First Section and Storage Works	11,55,069	2,04,853	22,938	509	13,83,369
29. Mhaswad Tank	15,98,308	3,45,781	62,937	..	20,07,026
30. Jamda Canals	7,94,306	1,93,426	13,435	..	10,01,167
31. Pathri Tank	5,21,783	1,00,435	7,403	..	6,29,621
32. Victoria do.	53,011	11,209	729	2	64,951
33. Budhihal do.	4,02,755	90,795	5,120	55	4,98,725
34. Nira Left Bank Canal and Shetphal Tank.	85,50,304	23,22,666	2,69,455	69,916	1,12,12,341
35. Kadva River Works	7,61,718	1,89,176	22,605	..	9,73,499
36. Wangroli Tank	2,13,031	28,361	1,863	..	2,43,255
37. Iranza-Nagrama Tanks	2,22,942	14,168	924	..	2,38,034
38. Savli Tank	2,02,183	30,269	1,974	..	2,34,426

I-B—contd.

OF YEAR.

Deduct— Receipts on Capital Account.	INDIRECT CHARGES.					Grand Total.
	Total.	Capita- lization.	Leave and Pension Allowances.	Audit and Accounts.	Total.	
	19	20	21	22	23	
Rs.	Rs.	Rs.	Rs.	Rs.	Rs.	Rs.
241	4,15,835	5,880	17,571	..	23,451	4,39,286
540	4,70,538	3,875	21,850	67	25,792	4,96,330
5,392	7,62,493	52,311	26,860	44	79,215	8,41,708
....	56,771	1,259	1,781	..	3,040	59,811
....	2,12,199	5,137	7,232	..	12,369	2,24,568
37	4,45,382	8,694	14,545	..	23,239	4,68,621
2,365	7,35,672	22,684	23,023	129	45,836	7,81,508
71	2,08,007	972	6,016	..	6,988	2,14,995
12,328	62,54,627	93,528	2,02,243	63	2,95,834	65,50,461
740	13,82,629	53,279	29,709	550	83,538	14,66,167
1,473	20,05,553	36,924	53,539	..	90,463	20,96,016
21	10,01,146	12,015	38,118	81	50,214	10,51,360
1,796	6,27,825	960	14,061	..	15,021	6,42,846
2,415	62,536	2,463	1,569	..	4,032	66,568
5,568	4,93,157	5,741	12,656	33	18,430	5,11,587
8,398	1,12,03,543	1,87,189	2,72,532	14,624	4,74,345	1,16,78,288
140	9,73,359	31,133	31,370	14	62,517	10,35,876
743	2,42,512	46,793	3,972	18	50,783	2,93,295
2	2,38,032	40,620	1,983	..	42,603	2,80,635
247	2,34,179	16,793	4,238	..	21,031	2,55,210

STATEMENT

Name of Work.	TO END				
	DIRECT CHARGES.				
	Works.	Establishment.	Tools and Plant.	Pensionary charges.	Total.
1	14	15	16	17	18
A—IRRIGATION WORKS— <i>concl'd.</i>	Rs.	Rs.	Rs.	Rs.	Rs.
UNPRODUCTIVE— <i>concl'd.</i>					
39. Chankapur Tank	15,89,583	3,39,029	61,359	..	19,89,971
40. Sahiat Tank	1,34,805	22,199	1,448	..	1,58,452
41. Suki River	12,212	2,749	178	..	15,139
42. Godavari Canals	82,29,208	13,52,383	2,28,990	26	98,10,607
43. Futelao Tank	88,822	17,325	1,209	..	1,07,356
44. Dharma Canal	77,768	16,588	1,153	..	95,509
45. Gokak Canal Survey	67,629	28,386	2,844	..	98,859
46. Nira Right Bank Canal	2,79,64,861	63,46,279	9,54,325 (a) 58,964	99,536	3,54,23,965
47. Pravara River Works	1,14,10,663	28,18,880	3,41,767 (a) 2	2,121	1,45,73,433
48. Gokak Canal, Second Section	92,036	70,024	14,246	..	1,76,306
Total, Unproductive	7,56,93,168	1,71,22,503	22,22,995 (a) 57,830	1,72,165	9,52,68,661
Grand Total	7,57,90,701	1,71,70,259	22,25,019 (a) 57,830	1,72,277	9,54,16,086

(a) Suspense

I-B—concl'd.

OF YEAR.

		INDIRECT CHARGES.				
<i>Deduct— Receipts on Capital Account.</i>	Total.	Capita- lization.	Leave and Pension Allowances.	Audit and Accounts.	Total.	Grand Total.
19	20	21	22	23	24	25
Rs.	Rs.	Rs.	Rs.	Rs.	Rs.	Rs.
2,132	19,87,839	20,033	48,103	456	68,592	20,56,431
....	1,58,452	22,470	3,107	25,577	1,84,029
....	15,139	..	385	385	15,524
2,026	98,08,581	3,11,326	1,89,306	1,016	5,01,648	1,03,10,229
....	1,07,356	6,680	2,425	9,105	1,16,461
....	95,509	2	2,321	2,323	97,832
....	98,859	..	3,973	677	4,650	1,03,509
1,47,971	3,52,75,994	1,11,489	7,88,942	1,49,340	10,49,771	3,63,25,765
78,672	1,44,94,761	86,098	4,01,354	25,479	5,12,931	1,50,07,692
....	1,76,305	740	13,238	13,978	1,90,284
2,77,068	9,49,91,593	13,92,819	24,03,107	1,92,655	39,88,581	9,89,80,174
2,77,206	9,51,38,880	13,96,165	24,10,131	1,92,967	39,99,263	9,91,38,143

Account.

S. K. MEHTA,
Assistant Accounts Officer.

STATEMENT

STATEMENT SHOWING THE FINANCIAL RESULTS OF IRRIGATION
31ST MARCH
Realizations under main heads of

Name of Work.	REVENUE (ACTUAL RECEIPTS).										Revenue Establishment.
	Irrigation.			Navigation.	Plantations.	Water-power.	Miscellaneous.	Total.	Refunds of Revenue.	Gross revenue less refunds.	
	Water rate directly paid.	Share of Land Revenue.	Total.								
	2	3	4								
1	2	3	4	5	6	7	8	9	10	11	12
WORKS FOR WHICH CAPITAL ACCOUNTS ARE KEPT.	Rs.	Rs.	Rs.	Rs.	Rs.	Rs.	Rs.	Rs.	Rs.	Rs.	Rs.
PRODUCTIVE.											
<i>Works in operation.</i>											
1 Gadikeri Tank	2,356	2,356	2,356	..	2,356	18
2 Mavinkop Tank	1,732	1,732	220	1,952	..	1,952	20
3 Shahada Channel ..	6,953	6,157	13,110	20	13,130	..	13,130	2,637
Total, Productive.	6,953	10,245	17,198	240	17,438	..	17,438	2,675
UNPRODUCTIVE.											
<i>Works in operation.</i>											
4 Kasurdi Tank.	9	...	9	946	955	..	955	525
5 Chikhli Canal.	1,451	...	1,451	296	1,747	..	1,747	372
6 Hathmati and Kharicut Canals ..	33,073	...	33,073	10,424	43,497	23	43,474	5,002
7 Dambal Tank.	1,069	916	1,985	1,296	3,281	..	3,281	297
8 Medleri do.	707	...	707	305	1,012	..	1,012	1,446
9 Hartala do.	137	...	137	567	704	..	704	259
10 Mhaswa do.	2,288	...	2,288	..	19	...	810	3,117	..	3,117	519
11 Madag do.	1,853	...	1,853	332	2,185	..	2,185	953
12 Asundi do.	1,005	687	1,692	564	2,256	..	2,256	592
13 Ekruk do.	20,076	...	20,076	1,16,428	1,36,504	1,393	1,35,111	9,429
14 Muchkund Tank ..	-3,636	...	-3,636	3,825	189	..	189	1,491
15 Bhadawadi Tank ..	6,321	...	6,321	43	6,364	..	6,364	2,223
16 Bhatodi Tank.	5,354	2,814	8,168	2,351	10,519	..	10,519	1,294
17 Koregaon do.	1,798	...	1,798	311	2,109	..	2,109	686

I-C.

WORKS IN DECCAN AND GUJARAT FOR THE YEAR ENDING
1928.*Revenue and Working Expenses.*

WORKING EXPENSES.												
Management.		Maintenance and Repairs.								Indirect Charges.	Grand Total, Working Expenses.	Net Revenue
ment.	Total, Revenue Management.	Establishment		Works.	Repairs.	Sundries.	Tools and Plant.	Plantations.	Total, Cost of Maintenance.			
Civil Officers.		Es-tablish-ment.	Pension-ary charges									
13	14	15	16	17	18	19	20	21	22	23	24	25
Rs.	Rs.	Rs.	Rs.	Rs.	Rs.	Rs.	Rs.	Rs.	Rs.	Rs.	Rs.	Rs.
236	254	19	5	...	92	..	2	...	118	1	373	1,983
173	193	20	6	...	99	..	3	...	128	1	322	1,630
472	3,109	278	408	942	1,392	..	103	...	3,123	23	6,255	6,875
891	3,556	317	419	942	1,583	..	108	...	3,369	25	6,950	10,488
-7	518	111	89	...	488	..	8	3	699	5	1,222	-267
-102	270	85	64	...	717	..	32	...	898	7	1,175	572
-3,783	1,219	5,002	1,401	12,398	36,787	..	899	208	56,695	494	58,408	-14,934
22	319	40	47	...	200	..	5	...	292	2	613	2,668
-51	1,395	196	230	...	972	..	23	...	1,421	10	2,826	-1,814
-26	233	60	45	...	500	..	22	...	627	5	865	-161
-23	496	119	89	...	854	..	44	145	1,251	10	1,757	1,360
-237	716	129	152	...	639	..	15	...	935	6	1,657	528
44	636	80	94	...	398	..	9	...	581	4	1,221	1,035
-9,069	360	2,162	1,623	124	17,670	..	803	382	22,764	182	23,306	1,11,805
-167	1,324	201	237	...	924	..	24	78	1,464	10	2,798	-2,609
-258	1,965	468	377	...	2,069	..	32	6	2,952	21	4,938	1,426
-99	1,195	297	223	...	2,419	..	110	76	3,125	25	4,345	-6,174
-85	601	157	118	...	1,292	..	59	31	1,657	13	2,271	-162

STATEMENT

Name of Work.	REVENUE (ACTUAL RECEIPTS)										Revenue
	Irrigation.			Navigation.	Planta- tions.	Water- power.	Miscel- laneous	Total.	Refunds of Revenue.	Gross revenue less refunds	Establish-
	Water rate dir- ectly paid.	Share of Land Reven- ue.	Total.								ment.
1	2	3	4	5	6	7	8	9	10	11	12
WORKS FOR WHICH CAPITAL ACCOUNTS ARE KEPT—contd.	Rs.	Rs.	Rs.	Rs.	Rs.	Rs.	Rs.	Rs.	Rs.	Rs.	Rs.
UNPRODUCTIVE—contd. Works in operation—contd.											
18 Krishna Canal.	51,860	...	51,860	370	52,230	38	52,192	6,726
19 Upper Man River Works.	4,722	...	4,722	36	4,758	..	4,758	1,310
20 Maini Tank ..	6,918	...	6,918	422	7,340	..	7,340	1,101
21 Ashti do.	26,099	...	26,099	847	26,946	..	26,946	4,030
22 Revari Canal..	2,226	...	2,226	293	2,519	..	2,519	477
23 Shirsuphal Tank ..	3,689	...	3,689	195	3,884	..	3,884	4,891
24 Lower Panjhra River Works.	13,253	8,955	22,203	..	9	...	2,651	24,868	..	24,868	3,821
25 Yerla River Irrigation Works ..	22,521	...	22,521	1,012	23,533	28	23,505	23,456
26 Parsul Tank..	2,507	...	2,507	..	205	...	163	2,875	..	2,875	1,007
27 Mutha Canals including Matoba Tank	2,43,643	52	2,43,695	1,149	700	...	1,26,473	3,72,017	1,494	3,70,523	63,211
28 Gokak Canal, First Section, and Storage Works ..	85,018	...	85,018	14,313	5,453	1,01,784	7,154	97,630	5,483
29 Mhaswad Tank ..	34,834	...	34,834	..	1,961	...	11,908	48,703	7	48,696	6,896
30 Jamda Canals ..	4,325	...	4,325	..	988	...	749	6,062	31	6,031	3,086
31 Pathri Tank..	5,573	...	5,573	9,343	14,916	..	14,916	916
32 Nira Left Bank Canal and Shetphal Tank ..	10,03,961	...	10,03,961	..	1,141	...	12,796	10,17,898	2,894	10,15,004	1,41,806
33 Kadwa River Works ..	44,955	594	45,549	..	698	...	2,285	48,532	9	48,523	35,627
34 Wangroli Tank	8,065	...	8,065	..	5	...	1,160	9,230	..	9,230	624
35 Tranzanagrama Tanks	490	...	490	1,377	1,867	..	1,867	362

I-C—contd.

WORKING EXPENSES.												
Management.		Maintenance and Repairs.								Indirect Charges.	Grand Total, Working Expenses.	Net Revenue.
ment.	Total, Revenue Management.	Establishment		Works.	Repairs.	Sundries.	Tools and Plant.	Plantations.	Total, Cost of Maintenance.			
Civil Officers.		Establishment	Pensionary charges									
13	14	15	16	17	18	19	20	21	22	23	24	25
Rs.	Rs.	Rs.	Rs.	Rs.	Rs.	Rs.	Rs.	Rs.	Rs.	Rs.	Rs.	Rs.
-1,976	4,750	1,541	1,157	2,002	10,799	404	573	162	16,638	130	21,518	30,674
-163	1,147	300	225	...	2,525	..	111	...	3,161	25	4,333	425
-489	612	252	189	...	2,122	..	94	...	2,657	21	3,290	4,050
-775	3,255	924	694	198	7,568	..	343	...	9,727	78	13,060	13,886
-105	372	109	82	...	869	..	41	50	1,151	9	1,532	987
-380	4,511	1,028	829	...	4,561	..	71	3	6,492	46	11,049	-7,165
1,323	5,144	876	658	6,304	1,045	..	325	15	9,223	74	14,441	10,427
-830	22,626	5,376	4,036	4,131	40,984	..	1,997	93	56,617	452	79,695	-56,190
-307	700	229	173	...	699	..	24	20	1,145	7	1,852	1,023
-17,490	45,721	13,291	10,710	11,331	46,367	..	919	1,295	83,913	590	1,30,224	2,40,299
-2,813	2,675	743	872	...	3,555	..	88	135	5,393	37	8,105	89,525
-4,054	2,842	1,451	1,168	10	6,427	..	100	...	9,156	64	12,062	36,634
-620	2,466	708	531	...	5,669	..	263	279	7,450	59	9,975	-3,944
-399	517	209	158	...	1,697	..	78	67	2,209	18	2,744	12,172
-42,055	99,751	26,958	23,627	2,739	70,332	..	2,364	6,023	1,32,043	791	2,32,585	7,82,419
-3,142	32,485	8,089	6,120	12,574	12,243	..	841	607	40,474	254	73,213	-24,690
-170	454	624	175	644	5,520	..	112	...	7,075	62	7,591	1,639
9	371	362	101	...	3,572	..	65	...	4,100	36	4,507	-2,640

STATEMENT

Name of Work.	REVENUE (ACTUAL RECEIPTS).										Revenue
	Irrigation.			Navigation.	Planta- tions.	Water- power.	Miscel- laneous.	Total.	Refunds of Revenue.	Gross revenue less refunds.	Establish
	Water rate dir- ectly paid.	Share of Land Rev- enue.	Total.								Estab- lishment.
1	2	3	4	5	6	7	8	9	10	11	12
WORKS FOR WHICH CAPITAL ACCOUNTS ARE KEPT —concl.	Rs.	Rs.	Rs.	Rs.	Rs.	Rs.	Rs.	Rs.	Rs.	Rs.	Rs.
UNPRODUCTIVE —concl.											
<i>Works in operation —concl.</i>											
36 Savli Tank ..	8,716	...	8,716	1,181	9,897	17	9,880	605
37 Chankapur Tank ..	38,618	...	38,618	..	227	...	964	39,809	56	39,753	31,152
38 Sahiat Tank..	3,338	...	3,338	1,186	4,524	..	4,524	1,161
39 Godavari Canals ..	6,40,702	...	6,40,702	1	1,399	...	31,249	6,73,351	225	6,73,126	1,51,186
40 Futelao Tank.	190	...	190	71	261	..	261	232
41 Dharma Canal	2,774	—2,391	383	33	416	..	416	1,813
42 Nira Right Bank Canal.	1,13,203	...	1,13,203	2,059	1,15,262	122	1,15,140	62,999
43 Pravara River Works ..	8,14,730	76	8,14,805	..	5,111	...	9,498	8,29,415	802	8,28,613	1,53,979
Total, Un-productive.	32,58,435	11,703	32,70,138	1,150	12,463	14,313	3,62,272	36,60,336	14,293	36,46,043	7,33,050
Grand Total..	32,65,388	21,948	32,87,336	1,150	12,463	14,313	3,62,512	36,77,774	14,293	36,63,481	7,35,725

I-C--concl'd.

WORKING EXPENSES.													
Management.		Maintenance and Repairs									Indirect Charges.	Grand Total, Working Expenses.	Net Revenue
ment.	Total, Revenue Management.	Establishment.		Works.	Repairs.	Sundries.	Tools and Plant.	Plantations.	Total, Cost of Maintenance.				
Civil Officers.		Establishment	Pensionary charges										
13	14	15	16	17	18	19	20	21	22	23	24	25	
Rs.	Rs.	Rs.	Rs.	Rs.	Rs.	Rs.	Rs.	Rs.	Rs.	Rs.	Rs.	Rs.	
-169	436	606	170	1,476	4,493	..	109	9	6,863	60	7,359	2,521	
-3,214	27,938	7,073	5,352	2,300	19,514	..	735	416	35,390	222	63,550	-23,797	
-100	1,051	1,160	325	304	11,156	..	209	...	13,154	115	14,330	-9,806	
-35,390	1,15,796	34,262	25,963	5,484	99,015	-75	3,556	3,075	1,71,310	1,076	2,88,182	3,84,944	
-9	223	233	65	...	2,290	..	42	7	2,637	23	2,883	-2,622	
-358	1,455	175	278	...	66	..	35	...	554	1	2,010	-1,594	
6,691	69,690	13,247	10,674	...	54,998	-844	915	3,798	82,788	588	1,53,066	-37,926	
-5,750	1,48,229	34,959	26,451	2,510	1,02,543	-315	3,633	4,828	1,74,609	1,059	3,23,937	5,04,676	
-1,26,576	6,06,474	1,63,892	1,25,572	64,529	5,86,588	-830	19,728	21,811	9,81,290	6,731	15,94,495	20,51,548	
-1,25,695	6,10,030	1,64,209	1,25,991	65,471	5,88,171	-830	19,836	21,811	9,84,659	6,756	16,01,445	20,62,036	

S. K. MEHTA,
Assistant Accounts Officer.

STATEMENT
*Statement showing the Financial Results of Irrigation, Navigation,
 Sind for, and up to*

1	Serial Number.	Name of work.	GENERAL FINANCIAL RESULTS TO END OF						
			Mileage in operation.		Estimated cost of construction (direct and indirect).	Date of completion of work.	Date when system first came into operation.	Total capital outlay (direct and indirect).	Accumulated arrears of interest.
			Main canals and branches.	Distributaries.					
2	3	4	5	6a	6b	7	8		
A.—IRRIGATION WORKS.			Miles.	Miles.	Rs.	Date.	Date.	Rs.	Rs.
PRODUCTIVE.									
<i>Deccan and Gujarat</i>									
1	Gadikeri Tank..	1'50	16,918	1881-82	1882-83	16,918	..
2	Mavinkop do.	2'79	33,504	1881-82	1882-83	33,504	.. 2,494
3	Shahada Channel	20'52	1'16	1,07,547	1921-22	1922-23	1,07,547	..
	Total, Productive ..		20'52	5'45	1,57,969	1,57,969	2,494
UNPRODUCTIVE.									
<i>Deccan and Gujarat</i>									
4	Kasurdi Tank	1'75	45,590	1877-78	1869-70	45,590	1,20,216
5	Chikhli Canal	6'50	..	57,442	1882-83	1870-71	57,442	1,11,545
6	Hathmati and Khari Cut Canals	..	60'00	82'50	13,18,729	1883-84	1873-74	13,18,729	12,71,605
7	Dambal Tank	3'27	63,980	1885-86	1880-81	63,980	76,672
8	Medleri do.	5'64	81,392	1885-86	1884-85	81,392	1,57,036
9	Hartala do.	39'00	75'00	73,382	1886-87	1872-73	73,382	77,470
10	Mhaswa do.	7'00	1,38,956	1886-87	1877-78	1,38,956	2,55,529
11	Madag do.	9'00	..	1,67,598	1888-89	1866-67	1,67,598	3,56,017
12	Asundi do.	4'86	74,995	1889-90	1884-85	74,995	1,12,095
13	Ekrak do.	48'00	1'68	13,40,386	1890-91	1872-73	13,40,386	8,16,264
14	Muchkundi Tank..	5'50	2'25	1,58,707	1890-91	1884-85	1,58,707	2,44,720
15	Bhadalwadi do.	9'75	2,27,422	1890-91	1881-82	2,27,422	3,33,555
16	Bhatodi Tank	4'50	4'62	3,79,707	1891-92	1871-72	3,79,707	7,11,607
17	Koregaon do.	3'75	..	39,189	1891-92	1868-69	39,189	94,474
18	Krishna Canal	63'87	..	9,52,050	1891-92	1869-70	9,49,807	5,28,320
19	Upper Man River Works	17'50	6'50	4,39,286	1891-92	1872-73	4,39,286	8,38,611
20	Maini Tank	9'25	7'58	4,96,330	1891-92	1875-76	4,96,330	7,32,060
21	Ashti Tank	27'50	3'15	8,41,708	1892-93	1881-82	8,41,708	10,96,128
22	Revari Canal	10'25	..	59,811	1892-93	1865-66	59,811	50,986
23	Shirsuphal Tank..	12'50	2,24,568	1892-93	1879-80	2,24,568	3,57,709
24	Lower Panjhra River Works	45'00	4,68,621	1894-95	1851-52	4,68,621	4,85,255
25	Yerla River Irrigation Works..	..	33'33	4'00	7,81,508	1895-96	1869-70	7,81,508	12,55,095
26	Parsul Tank	4'75	2,18,946	1895-96	1889-90	2,14,995	2,65,455
27	Mutha Canals including Matoba Tank	88'00	84'00	65,52,515	1896-97	1874-75	65,50,461	38,50,723

*Interest calculated at the following rates : on capital outlay to end of 1916-17

II-C.

Embankment and Drainage Works in the Bombay Presidency excluding the end of 1927-28.

1927-28.		FINANCIAL RESULTS OF THE YEAR 1927-28.									
Accumulated surplus revenues.	Total sum-at-charge (column 7 + column 8).	Gross receipts (direct and indirect).	Working expences (direct and indirect).	Net Revenue.	Percentage on capital outlay, column 7.	Percentage on sum-at-charge, column 10.	Interest.*	Net profit.	Net loss.	Area irrigated.	Percentage of working expences to receipts (column 12 to column 11).
9	10	11	12	13	14	15	16	17	18	19	20
Rs.	Rs.	Rs.	Rs.	Rs.	Per cent.	Per cent.	Rs.	Rs.	Rs.	Acres.	Per cent.
53,614	16,918	2,356	373	1,983	11.72	11.72	544	1,439	..	407	15.83
..	35,998	1,952	322	1,630	4.86	4.53	1,004	626	..	572	16.50
14,028	1,07,547	13,130	6,255	6,875	6.39	6.39	4,211	2,664	..	1,986	47.64
67,642	1,60,463	17,438	6,950	10,488	6.64	6.54	5,759	4,729	..	2,965	39.86
..	1,65,806	955	1,222	-267	1,357	..	1,624	37	127.96
..	1,68,967	1,747	1,175	572	0.99	0.34	1,789	..	1,217	439	67.26
..	25,90,334	43,474	58,408	-14,934	41,411	..	56,345	19,596	134.35
..	1,40,652	3,281	613	-2,668	4.17	1.90	2,023	645	..	510	18.68
..	2,38,425	1,012	2,826	-1,814	2,605	..	4,419	51	279.25
..	1,50,852	704	865	-161	1,594	..	1,755	60	122.87
..	3,94,485	3,117	1,757	1,360	0.98	0.34	4,282	..	2,922	551	56.37
..	5,23,615	2,185	1,657	528	0.31	0.10	5,352	..	4,824	410	75.84
..	1,87,090	2,256	1,221	1,035	1.38	0.55	2,020	..	985	262	54.12
..	21,56,650	1,35,111	23,306	1,11,805	5.34	5.18	40,837	70,968	..	3,937	17.25
..	4,03,427	189	2,798	-2,609	4,663	..	7,272	11	1,482.42
..	5,60,977	6,364	4,938	1,425	0.63	0.25	7,087	..	5,661	1,282	77.59
..	10,91,314	10,519	4,345	6,174	1.63	0.65	11,727	..	5,553	610	41.31
..	1,33,663	2,109	2,271	-162	1,261	..	1,423	403	107.68
..	14,78,127	52,192	21,518	30,674	3.23	2.08	29,979	695	..	6,334	41.23
..	12,77,897	4,758	4,333	425	0.10	0.03	13,827	..	13,402	1,629	91.07
..	12,28,390	7,340	3,290	4,050	0.81	0.32	15,829	..	11,779	2,336	44.82
..	19,37,836	26,946	13,060	13,886	1.65	0.72	25,473	..	11,587	4,063	48.47
..	1,10,797	2,519	1,532	987	1.65	0.89	1,868	..	901	641	60.82
..	5,82,277	3,884	11,049	-7,165	7,056	..	14,221	698	284.47
..	9,53,876	24,863	14,441	10,427	2.23	1.09	14,810	..	4,383	2,452	58.07
..	20,36,603	23,505	79,695	-56,190	24,812	..	81,002	4,625	339.06
..	4,80,450	2,875	1,852	1,023	0.48	0.21	6,917	..	5,894	1,512	64.42
..	1,04,01,184	3,70,523	1,30,224	2,40,299	3.67	2.31	2,07,901	32,398	..	14,916	35.15

at 3.3,252 per cent.; on capital outlay from 1917-18 at 5.49 per cent.

STATEMENT

1 Serial Number	2 Name of work.	GENERAL FINANCIAL RESULTS TO END OF						
		Mileage in operation.		5 Estimated cost of construction (direct and indirect).	6a Date of completion of work.	6b Date when system first came into operation.	7 Total capital outlay (direct and indirect).	8 Accumulated arrears of interest.
		3 Main canals and branches.	4 Distributaries.					
	A.—IRRIGATION WORKS —concl'd.	Miles.	Miles.	Rs.	Date.	Date.	Rs.	Rs.
	UNPRODUCTIVE—concl'd.							
	Deccan and Gujarat—concl'd.							
28	Gokak Canal, First Section and Storage Works ..	16'13	35'43	14,66,167	1896-97	1884-85	14,66,167	4,69,553
29	Mhaswad Tank	66'25	43'36	20,96,016	1900-01	1884-85	20,96,016	26,35,154
30	Jamda Canals	5'50	10,51,360	1901-02	1870-71	10,51,360	24,94,486
31	Pathri Tank	4'66	3'33	6,42,846	1901-02	1906-07	6,42,846	4,59,263
32	Victoria do.	4,61,003	Not completed		66,568	46,706
33	Budbihal do.	14,54,620	Not completed		5,11,587	3,82,579
34	Nira Left Bank Canal and Shetphal Tank ..	100'25	145'54	1,03,15,215	1905-06	1885-86	1,16,78,288	97,817
35	Kadwa River Works ..	24'12	13'92	10,35,876	1907-08	1868-69	10,35,876	13,55,086
36	Wangroli Tank	17'26	..	2,93,295	1908-09	1904-05	2,93,295	2,36,031
37	Tranza Nagrana Tanks ..	7'60	..	2,80,635	1909-10	1904-05	2,80,635	2,40,944
38	Savli Tank	8'35	1'32	2,55,210	1909-10	1908-09	2,55,210	2,34,813
39	Chankapur Tank	18'61	20'80	20,56,431	1909-10	1909-10	20,56,431	14,44,504
40	Sahiat do.	9'25	1'79	1,84,029	1911-12	1910-11	1,84,029	2,05,250
41	Suki River	Not completed		15,524	8,448
42	Godavari Canals	117'00	112'00	1,03,07,314	1915-16	1911-12	1,03,10,229	31,11,743
43	Futelao Tank	3'99	..	1,16,461	1916-17	1915-16	1,16,461	66,799
44	Dharma Canal	19'00	12'00	97,832	1921-22	1913-14	97,832	92,741
45	Gokak Canal Survey	67,865	Not completed		1,03,509	28,661
46	Nira Right Bank Canal ..	143'50	159'00	5,83,07,259	Not completed	1924-25	3,63,25,765	1,30,43,006
47	Pravara River Works ..	103'12	148'37	1,50,07,692	1926-27	1909-10	1,50,07,692	67,83,750
48	Gokak Canal, Second Section.	1,91,995	Work in abeyance.		1,90,284	3,31,564
	Total, Unproductive ..	1,085'04	1,068'16	12,08,93,939	9,89,80,174	4,79,68,045
	Grand Total ..	1,105'56	1,073'61	12,10,51,908	9,91,38,143	4,79,70,539

* Interest calculated at the following rates : on capital outlay to end of 1916-17

II-C—concl'd.

1927-28.		FINANCIAL RESULTS OF THE YEAR 1927-28.									
9	10	11	12	13	14	15	16	17	18	19	20
Accumulated revenues.	surplus sum-at-charge (column 7 + column 8).	Gross receipts (direct and indirect).	Working expenses (direct and indirect).	Net Revenue.	Percentage on capital outlay, column 7.	Percentage on sum-a- charge, column 10.	Interest.*	Net profit.	Net loss.	Area irrigated.	Percentage of working ex- penses to receipts (column 12 to column 11).
Rs.	Rs.	Rs.	Rs.	Rs.	Per cent.	Per cent.	Rs.	Rs.	Rs.	Acres.	Per cent.
..	19,35,720	97,630	8,105	89,525	6·10	4·62	47,796	41,729	..	9,918	8·30
..	47,31,170	48,696	12,062	36,634	1·75	0·77	66,688	..	30,054	6,651	24·77
..	35,45,846	6,031	9,975	-3,944	33,506	..	37,450	1,350	165·40
..	11,02,109	14,916	2,744	12,172	1·89	1·10	20,876	..	8,704	985	18·40
..	1,13,274	2,251	..	2,251
..	8,94,166	16,436	..	16,436
..	1,17,76,105	10,15,004	2,32,585	7,82,419	6·70	6·64	4,66,145	3,16,274	..	73,109	22·91
..	23,90,962	48,523	73,213	-24,690	32,401	..	57,091	2,617	150·88
..	5,29,326	9,230	7,591	1,639	0·56	0·31	8,141	..	6,502	1,389	82·24
..	5,21,579	1,867	4,507	-2,640	7,915	..	10,555	157	241·40
..	4,90,023	9,880	7,359	2,521	0·99	0·51	7,787	..	5,266	1,426	74·48
..	35,00,935	39,753	63,550	-23,797	69,277	..	93,074	6,133	159·86
..	3,89,279	4,524	14,330	-9,806	5,269	..	15,075	120	316·75
..	23,972	503	..	503
..	1,34,21,972	6,73,126	2,88,182	3,84,944	3·73	2·86	3,32,372	52,572	..	27,288	42·81
..	1,83,260	261	2,883	-2,622	3,570	..	6,192	160	1,104·60
..	1,90,573	416	2,010	-1,594	3,392	..	4,986	5,628	483·17
..	1,32,170	5,427	..	5,427
..	4,93,68,771	1,15,140	1,53,066	-37,926	16,74,277	..	17,12,203	17,045	132·94
..	2,17,91,442	8,28,613	3,23,937	5,04,676	3·36	2·32	6,33,706	..	1,29,030	23,911	39·09
..	5,21,848	5,863	..	5,863
..	14,69,48,219	36,46,043	15,94,495	20,51,548	2·07	1·40	39,20,108	..	18,68,560	2,45,252	43·73
67,642	14,71,08,682	36,63,481	16,01,445	20,62,036	2·08	1·40	39,25,867	..	18,63,931	2,48,217	43·71

at 3·3252 per cent; on capital outlay from 1917-18 at 5·49 per cent.

S. K. MEHTA,
Assistant Accounts Officer,

STATEMENT

Demands and Realizations during the Year

Irrigation Works.	Balance of demands unrealized at commencement of year (b).	Demands of	
		Rabi, 1926-1927.	Kharif, 1927-1928.
1	2	3	4
WORKS FOR WHICH CAPITAL ACCOUNTS ARE KEPT.	Rs.	Rs.	Rs.
PRODUCTIVE.			
<i>Works in operation.</i>			
1 Gadikeri Tank
2 Mavinkop Tank
3 Shahada Channel	- 5,969	1,052
Total, Productive	5,969	1,052
UNPRODUCTIVE.			
<i>Works in operation.</i>			
4 Kasurdi Tank	9
5 Chikhli Canal	61	1,389	697
6 Hathmati and Khari Cut Canals	28,220	7,953	92,991
7 Dambal Tank	2,081	21
8 Medleri Tank	361	503
9 Hartala Tank	48	89
10 Mhaswa Tank	37	1,840	510
11 Madag Tank	1,358	558	1,335
12 Asundi Tank	526	570	118
13 Ekruk Tank	11,156	17,686	11,339
14 Muchkundi Tank	7
15 Bhadalwadi Tank	644	5,726	1,517
16 Bhatodi Tank	3,141	2,070	2,198
17 Koregaon Tank	1,798

III-C.

1927-1928 in the Bombay Presidency, excluding Sind.

the year (a)		Total including balance at commencement of year.	Deduct— Remissions not including Cash Refunds.	Net Total.	Deduct— Amount unrealised at close of year.	Actual realizations of the year. (c)
Miscellaneous Receipts.	Total.					
5	6	7	8	9	10	11
Rs.	Rs.	Rs.	Rs.	Rs.	Rs.	Rs.
....
220	220	220	220	220
20	7,041	7,041	7,041	68	6,973
240	7,261	7,261	7,261	68	7,193
946	955	955	955	955
296	2,382	2,443	2,443	696	1,747
10,424	1,11,368	1,39,588	20	1,39,568	96,071	43,497
1,296	1,317	3,398	3,398	1,033	2,365
305	808	1,169	1,169	157	1,012
580	717	717	717	13	704
829	3,179	3,216	3,216	99	3,117
332	2,225	3,583	3,583	1,398	2,185
564	1,252	1,778	1,778	209	1,569
1,13,635	1,42,660	1,53,816	1,53,816	17,312	1,36,504
5,025	5,025	5,032	5,032	7	5,025
43	7,286	7,930	7,930	1,566	(e) 4,836 6,364
2,351	6,619	9,760	9,760	2,055	7,705
311	2,109	2,109	2,109	2,109

STATEMENT

Irrigation Works.	Balance of demands unrealized at commencement of year (b).	Demands of	
		Rabi, 1926-1927.	Kharif, 1927-1928.
1	2	3	4
WORKS FOR WHICH CAPITAL ACCOUNTS ARE KEPT— <i>contd.</i>	Rs.	Rs.	Rs.
UNPRODUCTIVE— <i>contd.</i>			
<i>Works in operation—contd.</i>			
18 Krishna Canal	28,768	28,190	57,154
19 Upper Man River Works	4,511	922
20 Maini Tank	6,380	1,767
21 Ashti Tank	8,337	16,175	10,268
22 Rewari Canal	8	2,288	131
23 Shirsuphal Tank.. .. .	31	3,569	1,707
24 Lower Panjhra River Works	48	(d) 6,144	(d) 9,089
25 Yerla River Irrigation Works	32	22,071	1,498
26 Parsul Tank	1,331	1,027	2,839
27 Mutha Canals including Matoba Tank	95,939	60,287	2,33,310
28 Gokak Canal First Section and Storage Works	16,079	37,410	45,124
29 Mhaswad Tank	5,892	32,777	14,773
30 Jamda Canals	716	1,930	2,698
31 Pathri Tank	1,690	5,538	35
32 Nira Left Bank Canal and Shetphal Tank	1,84,353	3,78,245	7,86,729
33 Kadva River Works	23,514	11,981	16,192
34 Wangroli Tank	2,928	1,361	5,714
35 Tranza Nagrama Tanks	316	177	459
36 Savli Tank	4,740	2,726	5,505
37 Chankapur Tank	2,003	23,729	21,197
38 Sahiat Tank	638	2,563	254
39 Godavari Canals	6,62,690	55,316	4,90,349

III-C—contd.

the year (a).		Total including balance at commence- ment of year.	Deduct— Remissions not including Cash Refunds.	Net Total.	Deduct— Amount unrealized at close of year.	Actual realizations of the year (c).
Miscel- laneous Receipts.	Total.					
5	6	7	8	9	10	11
Rs.	Rs.	Rs.	Rs.	Rs.	Rs.	Rs.
370	85,714	1,14,482	1,14,482	62,252	52,230
36	5,469	5,469	5,469	711	4,758
422	8,569	8,569	8,569	1,229	7,340
847	27,290	35,627	35,627	8,681	26,946
293	2,712	2,720	2,720	201	2,519
195	5,471	5,502	148	5,354	1,470	3,884
2,651	17,884	17,932	17,932	2,019	15,913
1,012	24,581	24,613	24,613	1,080	23,533
368	4,234	5,565	5,565	2,690	2,875
1,28,322	4,21,919	5,17,858	697	5,16,961	1,44,996	3,71,965
19,809	1,02,343	1,18,422	59	1,18,363	13,579	1,04,784
13,869	61,419	67,311	67,311	18,608	48,703
1,737	6,365	7,081	5	7,076	1,014	6,062
7,653	13,226	14,916	14,916	14,916
10,786	11,75,760	13,60,113	280	13,59,833	3,41,935	10,17,898
2,983	31,156	54,670	19	54,651	6,713	47,938
1,165	8,240	11,168	11,168	1,938	9,230
1,374	2,010	2,326	2,326	459	1,867
1,181	9,412	14,152	3	14,149	4,252	9,897
1,191	46,117	48,120	16	48,104	8,295	39,809
1,186	4,003	4,641	4	4,637	113	4,524
29,778	5,75,443	12,38,133	568	12,37,565	5,64,214	6,73,351

STATEMENT

Irrigation Works.	Balance of demands unrealized at commencement of year (b).	Demands of	
		Rabi, 1926-27.	Kharif, 1927-28.
1	2	3	4
WORKS FOR WHICH CAPITAL ACCOUNTS ARE KEPT—concl'd.	Rs.	Rs.	Rs.
UNPRODUCTIVE—concl'd.			
<i>Works in operation—concl'd.</i>			
40 Futelao Tank	77	162
41 Dharma Canal'	5,135	2,692
42 Nira Right Bank Canal	11,308	1,88,883
43 Pravara River Works	5,77,167	1,17,421	5,68,230
Total, Unproductive ..	16,81,332	10,50,520	23,89,942
Grand Total ..	16,81,332	10,56,489	23,90,994

- (a) Excluding Irrigation share
(b) Correct balances now reported by district
(c) Exclusive of "Refunds of Revenue"
(d) Inclusive of assessment as
(e) Writeback of erroneous

III-C—concl'd.

the year (a).		Total including balance at commencement of year.	Deduct—Remissions not including Cash Refunds.	Net Total,	Deduct—Amount unrealized at close of year.	Actual realizations of the year (c).
Miscellaneous Receipts.	Total.					
5	6	7	8	9	10	11
Rs.	Rs.	Rs.	Rs.	Rs.	Rs.	Rs.
71	233	310	310	49	261
33	2,725	7,860	7,860	5,053	2,807
2,059	1,90,942	2,02,250	2,02,250	86,988	1,15,262
14,613	7,00,264	12,77,431	73	12,77,358	4,48,019	8,29,339
3,80,941	38,21,403	55,02,735	2,092	55,00,643	18,47,174	36,48,633
3,81,181	38,28,664	55,09,996	2,092	55,07,904	18,47,242	36,55,826

of Land Revenue.
 officers in Canal Returns Nos. XI and XII.
 and "Indirect Revenue."
 shown in Canal Return No. XIV.
 credit in previous years.

S. K. MEHTA,
 Assistant Accounts Officer.

STATEMENT

Statement showing the Financial Results of Irrigation Works in
based on the assessment of the year. Principal results

Irrigation Works.	Capital out- lay (direct and indirect) to end of year.	REVENUE		
		Direct		
		Occupier's rate.	Owner's rate.	Planta- tions.
1	2	3	4	5
WORKS FOR WHICH CAPITAL ACCOUNTS ARE KEPT.	Rs.	Rs.	Rs.	Rs.
PRODUCTIVE.				
<i>Works in Operation.</i>				
1 Gadikeri Tank	16,918
2 Mavinkop do.	33,504
3 Shahada Channel	1,07,547	5,001
Total, Productive	1,57,969	5,001
UNPRODUCTIVE.				
<i>Works in Operation.</i>				
4 Kasurdi Tank	45,590	77
5 Chikhli Canal	57,442	1,529
6 Hathmati and Khari Cut Canals ..	13,18,729	1,06,992
7 Dambal Tank	63,980	1,684
8 Medleri do.	81,392	574
9 Hartala Tank	73,382	155
10 Mhaswad do.	1,38,956	938	..	19
11 Madag do.	1,67,598	1,928
12 Asundi do.	74,995	545
13 Ekruk do.	13,40,386	26,157
14 Muchkundi do.	1,58,707	76
15 Bhadalwadi do.	2,27,422	9,639

(a) No percentage is calculated as the net

IV-C.

*the Bombay Presidency excluding Sind for the year 1927-28,
and operations for the year ended 31st March 1928.*

ASSESSED DURING THE YEAR.								
assessed Revenue.				Indirect Revenue (Land Revenue due to operation of Canal).	Grand Total.	Working expenses, direct and indirect.	Net assessed Revenue of the year.	Percentage on Capital outlay to end of year.
Water-power.	Navigation.	Miscellaneous.	Total.					
6	7	8	9	10	11	12	13	14
Rs.	Rs.	Rs.	Rs.	Rs.	Rs.	Rs.	Rs.	
..	2,356	2,356	373	1,983	11·72
..	..	220	220	1,732	1,952	322	1,630	4·87
..	..	20	5,021	6,157	11,178	6,255	4,923	4·58
..	..	240	5,241	10,245	15,486	6,950	8,536	5·40
..	..	946	1,023	...	1,023	1,222	-199	(a)
..	..	296	1,825	...	1,825	1,175	650	1·13
...	..	10,424	1,17,416	...	1,17,416	58,408	59,008	4·47
..	..	1,296	2,980	916	3,896	613	3,283	5·13
..	..	305	879	...	879	2,826	-1,947	(a)
..	..	580	735	...	735	865	-130	(a)
..	..	810	1,767	...	1,767	1,757	10	0·01
..	..	332	2,200	...	2,260	1,657	603	0·36
..	..	564	1,109	687	1,796	1,221	575	0·77
..	..	1,13,635	1,39,792	...	1,39,792	23,306	1,16,486	8·69
..	..	5,025	5,101	...	5,101	2,798	2,303	1·45
..	..	43	9,682	...	9,682	4,938	4,744	2·09

revenue against the work is a minus figure.

STATEMENT

Irrigation Works.		Capital out- lay (direct and indirect) to end of year.	REVENUE		
			Direct		
			Occupier's rate.	Owner's rate.	Planta- tions.
1	2	3	4	5	
WORKS FOR WHICH CAPITAL ACCOUNTS ARE KEPT— <i>contd.</i>		Rs.	Rs.	Rs.	Rs.
UNPRODUCTIVE— <i>contd.</i>					
<i>Works in Operation—contd.</i>					
16	Bhatodi Tank	3,79,707	3,891
17	Koregaon Tank	39,189	1,924
18	Krishna Canal	9,49,807	64,061
19	Upper Man River Works	4,39,286	6,107
20	Maini Tank	4,96,330	8,154
21	Ashti Tank	8,41,708	22,672
22	Rewari Canal	59,811	2,607
23	Shirsuphal Tank	2,24,568	4,844
24	Lower Panjhra River Works	4,68,621	16,429	..	9
25	Yerla River Irrigation Works	7,81,508	20,272
26	Parsul Tank	2,14,995	8,404	..	205
27	Mutha Canals including Matoba Tank ..	65,50,461	2,61,720	..	700
28	Gokak Canal, First Section, and Storage Works	14,66,167	64,851
29	Mhaswad Tank	20,96,016	47,649	..	1,961
30	Jamda Canals	10,51,360	5,884	..	988
31	Pathri Tank	6,42,846	4,292
32	Nira Left Bank Canal and Shetphal Tank..	1,16,78,288	10,12,754	..	1,141
33	Kadwa River Works	10,35,876	36,383	..	698
34	Wangroli Tank	2,93,295	5,766	..	5
35	Tranza Nagrama Tanks	2,80,635	593
36	Savli Tank	2,55,210	5,899

(a) No percentage is calculated as the ne

IV-C—contd.

ASSESSED DURING THE YEAR.								
assessed Revenue.				Indirect Revenue (Land Revenue due to operation of Canal).	Grand Total.	Working expenses, direct and indirect.	Net assessed Revenue of the year.	Percentage on Capital outlay to end of year.
Water-power.	Naviga-tion.	Miscella-neous.	Total.					
6	7	8	9	10	11	12	13	14
Rs.	Rs.	Rs.	Rs.	Rs.	Rs.	Rs.	Rs.	
..	..	2,351	6,242	2,814	9,056	4,345	4,711	1·24
..	..	311	2,235	...	2,235	2,271	—36	(a)
..	..	370	64,431	...	64,431	21,518	42,913	4·52
..	..	36	6,143	...	6,143	4,333	1,810	0·41
..	..	422	8,576	...	8,576	3,290	5,286	1·07
..	..	847	23,519	...	23,519	13,060	10,459	1·24
..	..	293	2,900	...	2,900	1,532	1,368	2·29
..	..	195	5,039	...	5,039	11,049	—6,010	(a)
..	..	2,642	19,080	8,955	28,035	14,441	13,594	2·90
..	..	1,012	21,284	...	21,284	79,695	—58,411	(a)
..	..	163	8,772	...	8,772	1,852	6,920	3·22
..	1,149	1,26,473	3,90,042	52	3,90,094	1,30,224	2,59,870	3·97
14,313	..	5,496	84,660	...	84,660	8,105	76,555	5·22
..	..	11,908	61,518	...	61,518	12,062	49,456	2·36
..	..	749	7,621	...	7,621	9,975	—2,354	(a)
..	..	7,653	11,945	...	11,945	2,744	9,201	1·43
..	..	9,645	10,23,540	...	10,23,540	2,32,585	7,90,955	6·77
..	..	2,285	39,366	594	39,960	73,213	—33,253	(a)
..	..	1,160	6,931	...	6,931	7,591	—660	(a)
..	..	1,374	1,967	...	1,967	4,507	—2,540	(a)
..	..	1,181	7,080	...	7,080	7,359	—279	(a)

revenue against the work is a minus figure.

STATEMENT

Irrigation Works.	Capital outlay (direct and indirect) to end of year.	REVENUE		
		Direct		
		Occupier's rate.	Owner's rate	Plantations.
1	2	3	4	5
WORKS FOR WHICH CAPITAL ACCOUNTS ARE KEPT— <i>concl.</i>	Rs.	Rs.	Rs.	Rs.
UNPRODUCTIVE— <i>concl.</i>				
<i>Works in Operation—concl.</i>				
37 Chankapur Tank	20,56,431	51,170	..	227
38 Sahiat do.	1,84,029	255
39 Godavari Canals	1,03,10,229	5,35,674	..	1,399
40 Futelao do.	1,16,461	481
41 Dharma Canal	97,832	2,692
42 Nira Right Bank Canal	3,63,25,765	1,23,195
43 Pravara River Works	1,50,07,692	6,34,677	..	5,111
Total, Unproductive ..	9,80,92,702	31,03,594	..	12,463
Grand Total ..	9,82,50,671	31,08,595	..	12,463

(a) No percentage is calculated as the net

IV-C—concl'd.

ASSESSED DURING THE YEAR.								
assessed Revenue.				Indirect Revenue (Land Revenue due to operation of Canal).	Grand Total.	Working expenses, direct and indirect.	Net assessed Revenue of the year.	Percentage on Capital outlay to end of year.
Water-power.	Naviga-tion.	Miscella-neous.	Total.					
6	7	8	9	10	11	12	13	14
Rs.	Rs.	Rs.	Rs.	Rs.	Rs.	Rs.	Rs.	
..	...	964	52,361	...	52,361	63,550	-11,189	(a)
..	..	1,186	1,441	...	1,441	14,330	-12,889	(a)
..	1	28,378	5,65,452	...	5,65,452	2,88,182	2,77,270	2·69
..	..	71	552	...	552	2,883	-2,331	(a)
..	..	33	2,725	-2,391	334	2,010	-1,676	(a)
..	..	2,059	1,25,254	...	1,25,254	1,53,066	-27,812	(a)
..	...	9,502	6,49,290	76	6,49,366	3,23,937	3,25,429	2·17
14,313	1,150	3,53,015	34,84,535	11,703	34,96,238	15,94,495	19,01,743	1·94
14,313	1,150	3,53,255	34,89,776	21,948	35,11,724	16,01,445	19,10,279	1·94

revenue against the work is a minus figure.

S. K. MEHTA,
Assistant Accounts Officer.

STATEMENT

Statement of Area irrigated by Irrigation Works in the Bombay

No.	Name of work.	Area irrigated in acres.					Double cropped.	
		Kharif.	Rabi.	Total.	Flow.	Lift.	Area irrigated.	Percentage of total area.
1	2	3	4	5	6	7	8	9
WORKS FOR WHICH CAPITAL AND REVENUE ACCOUNTS ARE KEPT.								
PRODUCTIVE.								
1	Gadikeri Tank	*407	..	*407	*407
2	Mavinkop Tank	*572	..	*572	*572
3	Shahada Channel	{ *561 240 }	{ *461 724 }	{ *1,022 964 }	{ *1,022 964 }	..	72	3.62
	Total, Productive	{ 240 *1,540 }	{ 724 *461 }	{ 964 *2,001 }	{ 964 *2,001 }	..	72	2.43
UNPRODUCTIVE.								
4	Kasurdi Tank	3	34	37	37
5	Chikhli Canal	331	108	439	427	12
6	Hathmati and Khari Cut Canals ..	†14,534	5,071	19,605	19,111	494
7	Dambal Tank	{ *144 .. }	{ 366 .. }	{ 366 *144 }	{ 366 *144 }
8	Medleri Tank	34	16	50	49	1
9	Hartala Tank	42	18	60	60
10	Mhasvad Tank	419	132	551	548	3
11	Madag Tank	298	112	410	410
12	Asundi Tank	17 { *190	55 { *190	72 { *190	69 { *190	3
13	Ekrak Tank	1,188	2,749	3,937	3,847	90
14	Muchkundi Tank	11	11	11
15	Bhadalwadi Tank	{ (207) 220 }	{ (1,111) 1,062 }	1,282	1,282
16	Bhatodi Tank	271	340	611	598	13
17	Koregaon Tank	403	403	403
18	Krishna Canal	5,197	1,137	6,334	5,619	715	219	4.85
19	Upper Man River Works	448	1,181	1,629	1,625	4
20	Maini Tank	873	1,463	2,336	2,298	38
21	Ashti Tank	1,084	2,979	4,063	4,055	8
22	Revari Canal	43	599	642	640	2	16	3.45

I-E.

Presidency, excluding Sind, during the year 1927-28.

Average discharges, cubic feet per second.				Area irrigated per cubic foot per second.				Base to which the duties of water are calculated.	
At Head.		Utilized.		Discharged at Head.		Utilized.		Kharif.	Rabi.
Kharif.	Rabi.	Kharif.	Rabi.	Kharif.	Rabi.	Kharif.	Rabi.		
10	11	12	13	14	15	16	17	18	19
0·24	..	0·24	..	1,696	..	1,696	..	16th January to 15th October.	16th October to 15th January.
..	Do.	Do.
2·46	3·71	2·46	3·71	326	319	326	319	15th June to 14th October.	15th October to 14th February.
..		
(j)	(j)	(j)	(j)	15th June to 14th October.	15th October to 14th February.
3·02	4·29	3·02	4·29	110	25	110	25	16th February to 15th October.	16th October to 15th February.
{ \$171	{ \$94	{ \$61	{ \$39	{ 8·36	{ 41·63	{ 23·46	{ 43·97	{ 15th June to 15th November.	{ 16th November to 14th February.
{ \$76	{ 41	{ \$72	{ 41	{ 172·41	{ 28·24	{ 181·99	{ 28·24		
0·23	7·11	0·23	7·11	626·09	51·48	626·09	51·48	16th January to 15th October.	16th October to 15th January.
1·10	3·53	1·10	3·53	30·91	4·82	30·91	4·82	Do.	Do.
..	15th February to 14th October.	15th October to 14th February.
0·61	0·42	0·61	0·42	687	340	687	340	Do.	Do.
6·79	16·78	6·79	16·78	43·89	6·67	43·89	6·67	16th January to 15th October.	16th October to 15th January.
0·62	3·63	0·62	3·63	27·42	67·49	27·42	67·49	Do.	Do.
6·69	16·18	1·71	11·48	178	198	695	280	15th February to 14th October.	15th October to 14th February.
..	Do.	Do.
(j) 4	(j) 8	(j) 4	(j) 8	52	139	52	139	15th June to 14th October.	15th October to 14th February.
0·72	1·54	0·72	1·54	366	217	366	217	Do.	Do.
..	1·98	..	1·98	..	204	..	204	15th February to 14th October.	Do.
30·26	65·49	30·26	65·49	209	52	209	52	16th February to 15th October.	16th October to 15th February.
0·67	3·03	0·67	3·03	669	390	669	390	Do.	Do.
2·19	15·25	2·19	15·25	399	96	399	96	Do.	Do.
3·58	12·49	3·58	12·49	303	323	303	323	15th February to 14th October.	15th October to 14th February.
1·72	3·35	1·64	3·07	27	185	29	197	16th February to 15th October.	16th October to 15th February.

STATEMENT

No.	Name of work.	Area irrigated in acres.					Double cropped.	
		Kharif.	Rabi.	Total.	Flow.	Lift.	Area irrigated.	Percentage of total area.
1	2	3	4	5	6	7	8	9
WORKS FOR WHICH CAPITAL AND REVENUE ACCOUNTS ARE KEPT—contd. UNPRODUCTIVE—contd.								
23	Shirsuphal Tank	{ (233) 207 }	{ (622) 491 }	698	698
24	Lower Panjhra River Works	{ *1,184 271 }	{ *97 900 }	*1,281 1,171	*1,281 1,171	..	9	0.77
25	Yerla River Irrigation Works	602	4,023	4,625	4,578	47
26	Parsul Tank	{ (800) 834 }	{ (630) 678 }	1,512	1,512	..	81	5.36
27	{ Mutha Canals	{ 10,189 10,678 }	{ (5,952) 1,173 }	**29 11,851	11,660	191	76	0.64
	{ Matoba Tank	{ (725) 758 }	{ (2,470) 2,278 }	3,036	3,036
28	Gokak Canal, First Section and Storage Works.	6,625	3,293	9,918	9,368	550
29	Mhaswad Tank	{ (1,914) 2,171 }	{ (3,660) 4,480 }	6,651	6,651
30	Jamda Canals	391	959	1,350	1,350
31	Pathri Tank	5	980	985	920	65
32	{ Nira Left Bank Canal	{ (34,437) 40,659 }	{ (50,538) 25,675 }	66,334	65,788	546	3,483	5.25
	{ Shetphal Tank	{ (4,391) 4,861 }	{ (4,833) 1,914 }	6,775	6,770	5	478	7.07
33	{ Kadwa River Works. { Waghad Tank
	{ Palkhed Canal	{ (1,092) 645 }	{ (655) 564 }	1,209	1,184	25	27	2.23
	{ Ojhar-Tambat Canal	{ (683) 383 }	{ (463) 333 }	716	716	..	6	0.84
	{ Wadali Canal	{ (220) 174 }	{ (593) 515 }	689	687	2	8	1.16
34	Wangroli Tank	1,175	214	1,389	1,381	8
35	Tranza-Nagrama Tanks	119	38	157	131	26
36	Savli Tank	1,426	..	1,426	1,425	1
37	Chankapur Tank— Girna Left Bank Canal	{ (1,997) 2,713 }	{ (3,852) 3,419 }	6,132	6,120	12	708	11.55
38	Sahiat Tank	120	..	120	120
39	{ Lake Beale—Darna Dam	333	138	471	..	471
	{ Godavari Right Bank Canal	{ (10,886) 13,243 }	{ (11,530) 3,141 }	16,384	16,384	..	860	5.20
	{ Godavari Left Bank Canal	{ (7,401) 9,243 }	{ (7,353) 1,189 }	10,432	10,452	..	157	1.50
40	Futelao Tank	160	160	160
41	Dharma Canal	{ 401 *5,227 }	..	401 *5,227	401 *5,227

I-E—contd.

Average discharges, cubic feet per second.				Area irrigated per cubic foot per second.				Base to which the duties of water are calculated.	
At Head.		Utilized.		Discharged at Head.		Utilized.		Kharif.	Rabi.
Kharif.	Rabi.	Kharif.	Rabi.	Kharif.	Rabi.	Kharif.	Rabi.		
10	11	12	13	14	15	16	17	18	19
(j) 3	(j) 3	(j) 3	(j) 3	78	(l) 207	78	(l) 207	15th June to 14th October.	15th October to 14th February.
1·46	1·16	1·46	1·16	996	859	996	859	Do.	Do.
3·85	16·90	3·85	16·90	156	238	156	238	16th February to 15th October.	16th October to 15th February.
3	3	3	3	(l) 267	(l) 210	(l) 267	(l) 210	15th June to 14th October.	15th October to 14th February.
218	138	(h)	(h)	(i) 47	(i) 43	15th February to 14th October.	Do.
(j) 10	(j) 14	(j) 10	(j) 14	73	(l) 176	73	(l) 176	15th June to 14th October.	Do.
31·46	26·65	31·46	26·65	211	124	211	124	15th February to 14th October.	Do.
23	60	23	60	(c) 83	(c) 61	(c) 83	(c) 61	Do.	Do.
13·26	41·31	13·26	41·31	29	30	29	30	Do.	Do.
..	4·90	..	4·90	..	201	..	201	Do.	Do.
(b) 367	474	(b) 322	444	94	107	107	114	Do.	Do.
31	36	31	36	(g) 142	(g) 134	(g) 142	(g) 134	Do.	Do.
..	15th June to 14th October.	Do.
11	17	11	17	(c) 99	(c) 39	(c) 99	(c) 39		
4	7	4	7	171	(c) 66	171	(c) 66		
2	6	2	6	(c) 110	(c) 99	(c) 110	(c) 99		
27·49	25·26	27·49	25·26	42·74	8·47	42·74	8·47	15th June to 14th November.	15th November to 14th February.
{ 5·29	1·35	5·29	1·35	11·72	28·14	11·72	28·14	Do.	Do.
{ 4·86	..	4·86	..	16·58	..	16·58	..	Do.	Do.
{ 86·00	..	86·00	Do.	Do.
24	54	24	54	(c) 83	(c) 71	(c) 83	(c) 71	15th June to 14th October.	15th October to 14th February.
..	15th June to 14th November.	15th November to 14th February.
..	15th February to 14th October.	15th October to 14th February.
172	188	172	188	(e) 63	(e) 61	(e) 63	(e) 61	Do.	Do.
101	110	101	110	(e) 73	(e) 67	(e) 73	(e) 67	Do.	Do.
..	15·88	..	15·88	..	10·07	..	10·07	15th June to 14th November.	15th November to 14th February.
66·54	7·36	66·54	7·36	84·58	..	84·58	..	16th January to 15th October.	16th October to 15th January

STATEMENT

No.	Name of work.	Area irrigated in acres.					Double cropped.	
		Khari.	Rabi.	Total.	Flow.	Lift.	Area irrigated.	Percentage of total area.
1	2	3	4	5	6	7	8	9
WORKS FOR WHICH CAPITAL AND REVENUE ACCOUNTS ARE KEPT—concl'd.								
UNPRODUCTIVE—concl'd.								
42	Nira Right Bank Canal	17,045	17,045	17,038	7
43	{ Pravara River Works— Pravara Right Bank Canal	{ (4,511) 4,5/9	{ (5,061) 2,045	6,624	6,623	1	123	1·86
	{ Pravara Left Bank Canal	{ (12,558) 13,231	{ (14,203) 4,056					
	Total, Unproductive ..	{ 140,849 *6,555	{ 97,537 *287	{ 238,386 *6,842 **29	{ 235,043 *6,842	3,343	6,316	2·57
	Grand Total, Productive and Unproductive.	{ 141,089 *8,095	{ 98,261 *748	{ 239,350 *8,843 **29	{ 236,007 *8,843			

Note.—The bold figures in brackets represent areas actually irrigated during the respective seasons and the duties have during the rabi season are assessed in Khari papers and vice versa. In the rabi season in addition to pure rabi crops the rabi areas.

Note by the Superintending Engineer, Central Circle :—

As perennial and eight months crops are irrigated during the rabi season, in order to obtain the figures of duty for the the rabi season are added to areas of rabi in column 4 and the total so obtained is divided by figures of rabi discharges

(b) The difference between the discharges "At head" and "utilized" is due to canal water having been let into

(c) Low duties are due to scattered nature of irrigation.

(e) The duties on the Godavari and Pravara canals are low and divergent as the proportion of sugarcane and other The low duties on the Pravara canals are due to the fact that irrigation is yet under development, and partly due to

(g) The high duties on the Shetphal Tank are due to concentration of irrigation on a small channel.

(h) Figures of "utilized" discharge are not available as the quantity let into the Matoba tank could not be accurately

(i) The low duties are due to high proportion of sugarcane and other perennials to the seasonal crops and also to domestic purposes to the Poona City and Cantonment and also for industrial purposes.

(j) There was no discharge from these tanks in the hot weather season. The average discharge and duties are therefore during the monsoon and rabi seasons there is no discharge from these tanks for days together due to rainfall and calculating average discharge and duties.

(l) Due to good monsoon and rabi rains there was no demand for the small supply the tank held and only one or two

*Area under consolidated assessment.

†Includes 9 acres of hot season.

‡171-61=110 cusecs were supplied to khari sluices and Khari Cut Canal through Bhojwa channal and Bokh feeder

§76-72=4 cusecs were sent down in Khari to fill Goblaj Tank.

||94-89=5 cusecs were given to Khari sluices and Khari Cut Canal.

¶High duty for rice is due to much moisture in lands on account of heavy floods in July 1927.

**This represents area indirectly irrigated by underground percolation from the Mutha Left Bank Canal.

I-E—concl'd.

Average discharges, cubic feet per second.				Area irrigated per cubic foot per second.				Base to which the duties of water are calculated.	
At Head.		Utilized.		Discharged at Head.		Utilized.		Kharif.	Rabi
Kharif.	Rabi.	Kharif.	Rabi.	Kharif.	Rabi.	Kharif.	Rabi.		
10	11	12	13	14	15	16	17	18	19
..		
89	94	89	94	(e) 51	(e) 54	(e) 51	(e) 54	15th February to 14th October.	15th October to 14th February.
298	290	298	290	(e) 42	(e) 49	(e) 42	(e) 49	Do.	Do.
..		
..		

been calculated on these figures. They differ from those in statement IV-E owing to the fact that certain areas irrigated perennial and eight months crops are irrigated. To obtain correct duties therefore these crops have to be added to

rabi season in columns 15 and 17 the areas of perennial and eight months crops given in statement "G" irrigated in in columns 11 and 13. The figures in columns 15 and 17 thus represent areas actually irrigated per cusec.

Shetphal tank and run to waste through scouring sluices.

perennial crops to the seasonal crops is low and divergent.

large proportion of crops being sugarcane which is scattered over a large tract thus increasing the losses in canals.

measured.

excessive percolation in the case of the Mutha canals. Besides a large quantity of water was supplied for drinking and

calculated on four months basis. If they were calculated on eight months it would give vitiated results. Even other causes. The actual number of days on which the channels were in flow has therefore been taken for purpose of

waterings were issued to a very small area.

for irrigation.

STATEMENT

Statement showing Incidence of Working Expenses and Assessed Water the year

No.	Name of work.	Average discharge of the year at canal Head in cubic feet per second.	Water-rate assessed.				
			Occupier's.	Owner's.	Total Direct.	Indirect.	Total Direct and Indirect.
WORKS FOR WHICH CAPITAL AND REVENUE ACCOUNTS ARE KEPT			Rs.	Rs.	Rs.	Rs.	Rs.
PRODUCTIVE							
1	Gadikeri Tank	0·53	2,356	2,356
2	Mavinkop do.	0·30	1,732	1,732
3	Shahada Channel	2·88	5,001	..	5,001	6,157	11,158
	Total, Productive	5,001	..	5,001	10,245	15,246
UNPRODUCTIVE							
4	Kasurdi Tank	†	77	..	77	..	77
5	Chikhli Canal	2·44	1,529	..	1,529	..	1,529
6	Hathmati Canal and Khari Cut Canals.	{ 152·00 42·00 }	1,06,992	..	1,06,992	..	1,06,992
7	Dambal Tank	1·96	1,684	..	1,684	916	2,600
8	Medleri do.	1·80	574	..	574	..	574
9	Hartala do.	155	..	155	..	155
10	Mhasva do.	0·54	938	..	938	..	938
11	Madag do.	9·31	1,928	..	1,928	..	1,928
12	Asundi do.	1·43	545	..	545	687	1,232
13	Ekrak do.	9·90	26,157	..	26,157	..	26,157
14	Muchkundi Tank	76	..	76	..	76
15	Bhadalvadi do.	6·00	9,639	..	9,639	..	9,639
16	Bhatodi do.	0·81	3,891	..	3,891	2,814	6,705
17	Koregaon do.	0·66	1,924	..	1,924	..	1,924
18	Krishna Canal	42·13	64,061	..	64,061	..	64,061
19	Upper Man River Works	1·23	6,107	..	6,107	..	6,107
20	Maini Tank	5·81	8,154	..	8,154	..	8,154
21	Ashti do.	6·58	22,672	..	22,672	..	22,672
22	Revari Canal	1·72	2,607	..	2,607	..	2,607
23	Shirsuphal Tank	3·00	4,844	..	4,844	..	4,844
24	Lower Panjhra River Works	1·36	16,429	..	16,429	8,955	25,384
25	Yerla River Irrigation Works	8·20	20,272	..	20,272	..	20,272
26	Parsul Tank	2·00	8,404	..	8,404	..	8,404

* Area under

† Due to good monsoon and rabi rains there was no demand for the small

‡ The water taken into the Hathmati canal and passed down the Bhujwa channel

II-E.

Revenue on Canals in the Bombay Presidency, excluding Sind, during 1927-28.

Gross assessed Revenue from all sources.	Working Expenses. Direct and Indirect.	Area irrigated during the year.	Working Expenses.			Occupier's Rate.		Total water-rate, Direct and Indirect.	
			Per cent. on Gross Revenue.	Per acre irrigated.	Per cubic foot per second of discharge at canal Head.	Per acre irrigated	Per cubic foot per second of discharge at canal Head.	Per acre irrigated.	Per cubic foot per second of discharge at canal Head.
Rs.	Rs.	Acres.		Rs.	Rs.	Rs.	Rs.	Rs.	Rs.
2,356	373	407*	15·83	0·91	703·77	5·79	4,445·28
1,952	322	572*	16·49	0·56	1,073·33	3·03	5,773·33
11,178	6,255	{ 964 1,022* }	55·95	3·15	2,171·87	5·19	1,736·45	5·62	3,881·25
15,486	6,950	{ 964 2,001* }	44·88	2·34	..	5·19	..	5·15	..
1,023	1,222	37	119·45	33·03	..	2·03	..	2·03	..
1,825	1,175	439	64·40	2·68	481·55	3·48	626·00	3·48	626·00
1,17,416	58,408	19,605	49·75	2·98	621·36	5·45	1,138·21	5·45	1,138·21
3,836	613	{ 366 144* }	15·74	4·60	312·75	3·30	859·18	5·10	1,326·53
879	2,826	50	321·50	56·52	1,570·00	11·48	318·89	11·48	318·89
735	865	60	117·69	14·42	..	2·58	..	2·58	..
1,767	1,757	551	99·43	3·19	3,235·19	1·70	1,737·00	1·70	1,737·00
2,260	1,657	410	73·32	4·04	178·00	4·70	207·09	4·70	207·09
1,796	1,221	{ 72 190* }	67·98	7·57	853·84	2·08	381·12	4·70	861·54
1,39,792	23,306	3,937	16·65	5·92	2,354·14	6·64	2,642·12	6·64	2,642·12
5,101	2,798	11	54·85	254·36	..	6·91	..	6·91	..
9,682	4,938	1,282	51·02	3·85	823·00	7·52	1,606·50	7·52	1,606·50
9,056	4,345	611	47·98	7·11	5,364·20	6·37	4,797·78	10·97	8,278·00
2,235	2,271	403	101·17	5·63	3,440·91	4·77	2,915·91	4·77	2,915·91
64,431	21,518	6,334	33·38	3·40	510·75	10·11	1,520·55	10·11	1,520·55
6,143	4,333	1,629	70·53	2·66	3,522·80	3·75	4,965·04	3·75	4,965·04
8,576	3,290	2,336	38·36	1·41	566·26	3·49	1,403·40	3·49	1,403·40
23,519	13,060	4,063	55·53	3·21	1,984·65	5·58	3,445·80	5·58	3,445·60
2,900	1,532	642	51·82	2·39	890·70	4·06	1,515·70	4·06	1,515·70
5,039	11,049	698	229·27	15·83	3,683·00	6·94	1,614·66	6·04	1,614·66
28,035	14,441	{ 1,171 1,281* }	51·51	14·03	10,618·40	6·70	12,080·00	10·35	18,664·46
21,284	79,695	4,625	374·43	17·23	9,840·86	4·27	2,472·40	4·27	2,472·40
8,772	1,852	1,512	21·11	1·22	926·00	5·56	4,202·00	5·56	4,202·00

consolidated assessment.
supply the tank holds. Only one watering was issued to a very small area.
and Bokh feeder to Kharicut canal and Khari sluices is excluded from this.

STATEMENT

No.	Name of work.	Average discharge of the year at canal Head in cubic feet per second.	Water-rate assessed				
			Occupier's.	Owner's.	Total Direct.	Indirect.	Total Direct and Indirect.
	WORKS FOR WHICH CAPITAL AND REVENUE ACCOUNTS ARE KEPT—concl'd.		Rs.	Rs.	Rs.	Rs.	Rs.
	UNPRODUCTIVE—concl'd.						
27	{ Mutha Canals and Matoba Tank	191'00 6'00	2,61,720	..	2,61,720	52	2,61,772
28	Gokak Canal, 1st Section and Storage Works.	22'32	64,851	..	64,851	..	64,851
29	Mhaswad Tank.. ..	35'00	47,649	..	47,649	..	47,649
30	Jamda Canals	22'71	5,884	..	5,884	..	5,884
31	Pathri Tank	1'66	4,292	..	4,292	..	4,292
32	{ Nira Left Bank Canal and Shetphal Tank	403'00 32'00	10,12,754	..	10,12,754	..	10,12,754
33	Kadwa River Works. { Waghad Tank. Palkhed Canal. Ojhar-Tambat Canal.. Wadali Canal..	13'00 5'00 3'00	36,383	..	36,383	594	36,977
34	Wangroli Tank	52'75	5,766	..	5,766	..	5,766
35	Tranza Nagamma Tanks	11'50	593	..	593	..	593
36	Savli Tank	86'00	5,899	..	5,899	..	5,899
37	Chankapur Tank—Girna Left Bank Canal.	34'00	51,170	..	51,170	..	51,170
38	Sahiat Tank	255	..	255	..	255
39	{ Lake Beale Darna Dam Godavari Right Bank Canal Godavari Left Bank Canal 177'00 104'00	5,35,674	..	5,35,674	..	5,35,674
40	Futelao Tank	15'88	481	..	481	..	481
41	Dharma Canal	51'83	2,692	..	2,692	—2,391	301
42	Nira Right Bank Canal	144'00	1,23,195	..	1,23,195	..	1,23,195
43	Pravara River Works. { Pravara Right Bank Canal.. Pravara Left Bank Canal..	91'00 295'00	6,3,677	..	6,34,677	76	6,34,753
	Total, Unproductive	31,03,594	..	31,03,594	11,703	31,15,297
	Grand Total	31,08,595	..	31,08,595	21,948	31,30,543

* This represents area indirectly irrigated by
† Area under

II-E—concl'd.

Gross assessed Revenue from all sources.	Working Expenses Direct and Indirect.	Area irrigated during the year.	Working Expenses.			Occupier's Rate.		Total water-rate, Direct and Indirect.	
			Per cent. on Gross Revenue.	Per acre irrigated.	Per cubic foot per second of discharge at canal Head.	Per acre irrigated.	Per cubic foot per second of discharge at canal Head.	Per acre irrigated.	Per cubic foot per second of discharge at canal Head.
Rs.	Rs.	Acres.		Rs.	Rs.	Ps.	Rs.	Rs.	Rs.
3,90,094	1,30,224	{ 14,887 29* }	33·38	8·73	661·03	17·54	1,328·53	17·55	1,328·58
84,660	8,105	9,918	9·58	0·82	363·12	6·54	2,905·50	6·54	2,905·50
61,518	12,062	6,651	19·61	1·81	344·63	7·16	1,361·00	7·16	1,361·00
7,621	9,975	1,350	130·89	7·40	439·23	4·36	259·00	4·36	259·00
11,945	2,744	985	23·00	2·81	1,653·01	4·36	2,585·00	4·36	2,585·00
10,23,540	2,32,585	73,109	22·72	3·18	534·68	13·85	2,328·17	13·85	2,328·17
39,960	73,213	{ 1,209 716 689 }	183·21	28·00	3,486·33	13·92	1,732·52	14·14	1,760·47
6,931	7,591	1,389	109·52	5·46	143·91	4·15	109·31	4·15	109·31
1,967	4,507	157	229·13	28·71	392·41	3·71	51·56	3·71	51·56
7,080	7,359	1,426	103·94	5·16	83·24	4·13	68·59	4·13	68·59
52,361	63,550	6,132	121·37	10·36	1,869·12	8·34	1,505·00	8·34	1,505·00
1,441	14,330	120	994·45	119·42	..	2·12	..	2·12	..
5,65,452	2,88,182	{ 471 16,384 10,432 }	50·95	10·56	1,025·56	19·63	1,906·31	19·63	1,906·31
552	2,883	160	522·29	18·02	181·55	3·00	30·28	3·00	30·28
334	2,010	{ 401 5,227† }	601·80	6·71	38·78	0·48	51·94	0·05	5·81
1,25,254	1,53,066	17,045	122·20	8·98	1,062·96	7·23	855·52	7·23	855·52
6,49,366	3,23,937	{ 6,624 17,287 }	49·88	13·55	839·21	26·54	1,644·24	26·55	1,644·41
34,96,238	15,94,495	{ 2,38,386 6,842† 29* }	45·61	6·50	..	13·02	..	13·07	..
35,11,724	16,01,445	{ 2,39,350 8,843† 29* }	45·60	6·45	..	12·99	..	12·61	..

underground percolation from the Mutha Left Bank Canal:
consolidated assessment.

STATEMENT III-E—*contd.*

	1		2		3		4		5	
	Gadikeri Tank.		Mavinkop Tank.		Shahada Channel.		Kasurdi Tank		Chikhli Canal	
	Area irrigated.	Estimated value.	Area irrigated.	Estimated value.	Area irrigated.	Estimated value.	Area irrigated.	Estimated value.	Area irrigated.	Estimated value.
	Acres.	Rs.	Acres.	Rs.	Acres.	Rs.	Acres.	Rs.	Acres.	Rs.
Condi- ments. {	Chilly and Onions	24	38,400
	Garlic, Turmeric and Methi	310	5,975	23
Miscellaneous
Land insufficiently irrigated	32
Land assessed but not irrigated	43	..	2	..	37	..
Area of water taken out of turn, waste of water and other penalties	15	105	..
Total	964	35,009	37	120	439	60,840
Area on which consolidated assessment is levied ..	407	12,210	572	37,906	1,022	63,144

STATEMENT III-E—*contd.*

	6		7		8		9		10	
	Hathmati and Khari Cut Canals.		Dambal Tank.		Medleri Tank.		Hartala Tank.		Mhasva Tank	
	Area irrigated.	Estimated value.	Area irrigated.	Estimated value.	Area irrigated.	Estimated value.	Area irrigated.	Estimated value.	Area irrigated.	Estimated value.
	Acres.	Rs.	Acres.	Rs.	Acres.	Rs.	Acres.	Rs.	Acres.	Rs.
Condi- ments. {	Chilly and Onions..	1 200	2	5	1	65
	Garlic, Turmeric and Methi ..	44	2,200
Miscellaneous
Land insufficiently irrigated
Land assessed but not irrigated	46	..	22	..
Area of water taken out of turn, waste of water and other penalties
Total ..	19,605	17,11,560	366	18,640	50	4,335	60	185	551	9,572
Area on which consolidated assessment is levied	144	5,760

STATEMENT III-E—*contd.*

	11		12		13		14		15	
	Madag Tank.		Asundi Tank.		Ekruk Tank.		Muchkundi Tank		Bhadalvadi Tank.	
	Area irrigated.	Estimated value.	Area irrigated.	Estimated value.	Area irrigated.	Estimated value.	Area irrigated.	Estimated value.	Area irrigated.	Estimated value.
	Acres.	Rs.	Acres.	Rs.	Acres.	Rs.	Acres.	Rs.	Acres.	Rs.
Chilly and Onions ..	12	512	56	8,400	27	13,500	1	10	5	750
Condi-ments { Garlic, Turmeric and Methi ..	84	4,150	3	900
Miscellaneous ..	3	137
and insufficiently irrigated	9
and assessed but not irrigated	57	..
Area of water taken out of turn, waste of water and other penalties	6	..
Total ..	410	17,012	72	10,000	3,937	2,44,640	11	550	1,282	78,630
Area on which consolidated assessment is levied	190	5,630

STATEMENT III-E—*contd.*

	21 Ashti Tank.		22 Revari Canal.		23 Shirsuphal Tank		24 Lower Panjhra River Works.		25 Yerla River Irrigation Works.		
	Area irri- gated.	Esti- mated value.	Area irri- gated.	Esti- mated value.	Area irri- gated.	Esti- mated value.	Area irri- gated.	Esti- mated value.	Area irri- gated.	Esti- mated value.	
	Acres.	Rs.	Acres.	Rs.	Acres.	Rs.	Acres.	Rs.	Acres.	Rs.	
Candi- ments. {	Chilly and Onions..	7	285	5	430	4	600	25	1,080	55	1,650
	Garlic, Turmeric and Methi	21	260	4	1,024
Miscellaneous ..	14	45	
and insufficiently irrigated ..	39	120	
and assessed but not irrigated	99	..	16	..	5	..	256	..	
Area of water taken out of turn, waste of water and other penalties	79	..	5	1,005	..	
Total ..	4,063	1,95,900	642	24,955	698	52,690	1,171	30,673	4,625	1,48,667	
Area on which con- solidated assessment is levied	1,281	69,922	

STATEMENT III-E—contd.

	26		27		28		29		30			
	Parsul Tank.		Mutha Canals including Matoba Tank.		Gokak Canal 1st Section and Storage Works.		Mhaswad Tank.		Jamda Canals.			
	Area irrigated.	Estimated value.	Area irrigated.	Estimated value.	Area irrigated.	Estimated value.	Area irrigated.	Estimated value.	Area irrigated.	Estimated value.		
	Acres.	Rs.	Acres.	Rs.	Acres.	Rs.	Acres.	Rs.	Acres.	Rs.		
Gardens and Orchards.	Vegetables.	2	93	568	1,70,400	30	1,500	27	1,024	12	650	
	Fruits and other trees ..	12	1,267	1,187	3,84,350	69	8,280	87	13,442	173	45,739	
Sugarcane	2	420	2,510	19,68,700	324	38,910	72	12,578	62	22,371	
Cereals ..	Wheat ..	337	33,749	533	46,545	164	6,560	218	9,609	725	33,650	
	Barley	7	243	
	Rice	294	37,275	39	1,560	5	247	4	154	
	Maize ..	5	227	44	2,200	3,840	1,12,000	80	2,372	3	85	
	Jowar	1,976	1,20,870	2,146	38,628	2,424	78,113	4	107	
	Chino. Ragi, Rala, Wara	205	3,075	5	118	
	Bajri ..	469	46,958	3,123	1,79,680	1	15	77	2,940	1	15	
	Miscellaneous	1	50	
	Pulses ..	Gram, Udid, Mug ..	151	9,044	86	6,325	127	5,617	88	3,047
		Tur	8	720	104	1,560	1	26
Peas	15	1,125	17	307	
Groundnut ..		38	5,614	596	1,14,400	720	23,040	1,914	1,33,706	74	4,806	
Miscellaneous	
Fodder Crops.	Fodder	199	21,800	280	9,369	1	29	
	Lucerne, etc. ..	9	981	243	1,08,300	
Fibres ..	Cotton ..	324	64,845	173	34,600	644	32,200	224	24,174	
	Taag (Hemp)	9	450	191	2,450	11	435	
Dyes		
Drugs and Narcotics.	Tobacco	29	4,350	1	21	
	Bhang	15	18,000	
Oilseeds	Mustard, Sesam. ..	3	217	2	71	
	Linseed, Castor-oil	5	625	

STATEMENT III-E—contd.

	26		27		28		29		30		
	Parsul Tank.		Mutha Canals including Matoba Tank.		Gokak Canal 1st Section and Storage Works.		Mhaswad Tank.		Jamda Canals.		
	Area irrigated.	Estimated value.	Area irrigated.	Estimated value.	Area irrigated.	Estimated value.	Area irrigated.	Estimated value.	Area irrigated.	Estimated value.	
	Acres.	Rs.	Acres.	Rs.	Acres.	Rs.	Acres.	Rs.	Acres.	Rs.	
Co ndi- ments. {	Chilly and Onions..	29	3,010	156	23,400	1,372	1,00,760	23	1,227	72	7,782
	Garlic, Turmeric and Methi	12	1,500	7	149
Miscellaneous	†29	1,450	69	400	
Land insufficiently irrigated	983	144	
Land assessed but not irrigated ..	129	..	808	902	..	96	..	
Area of water taken out of turn, waste of water and other penalties ..	2	..	148	31	
Total ..	1,512	1,66,425	14,887	32,45,665	9,918	3,70,938	6,651	2,94,897	1,350	1,19,326	
Area on which consolidated assessment is levied	

*Area of short period adsali already valued last year.

†This represents area indirectly irrigated by underground percolation from the Mutha Left Bank canal.

STATEMENT III-E—contd.

	31		32		33—Kadva River Works.						
	Pathri Tank.		Nira Left Bank Canal including Shetphal Tank.		Palkhed Canal.		Ojhar Tambat Canal.		Wadali Canal.		
	Area irrigated.	Estimated value.	Area irrigated.	Estimated value.	Area irrigated.	Estimated value.	Area irrigated.	Estimated value.	Area irrigated.	Estimated value.	
	Acres.	Rs.	Acres.	Rs.	Acres.	Rs.	Acres.	Rs.	Acres.	Rs.	
Condi- ments.	Chilly and Onions..	2	122	750	70,000	505	49,646	350	33,687	258	17,876
	Garlic, Turmeric and Methi ..	11	920
Miscellaneous	
Land insufficiently irrigated	3,768	
Land assessed but not irrigated	101	..	33	..	62	..	
Area of water taken out of turn, waste of water and other penalties	1,329	..	42	..	25	..	24	..	
Total ..	985	49,580	73,109	1,18,43,800	1,209	1,01,644	716	65,159	689	35,933	
Area on which consolidated assessment is levied	

* Area of short period Adsali already valued last year.

† Total for all cereals except jowar.

STATEMENT III-E—*contd.*

	38		39A		39B		40		41		
	Sahiat Tank		Godavari Right Bank Canal.		Godavari Left Bank Canal.		Futelao Tank.		Dharma Canal.		
	Area irrigated.	Estimated value.	Area irrigated.	Estimated value.	Area irrigated.	Estimated value.	Area irrigated.	Estimated value.	Area irrigated.	Estimated value.	
	Acres.	Rs.	Acres.	Rs.	Acres.	Rs.	Acres.	Rs.	Acres.	Rs.	
Condi- ments. {	Chilly and Onions..	34	2,412	59	5,566
	Garlic, Turmeric and Methi..	103	..	87	5,569	81	3,574
Miscellaneous	†461	
Land insufficiently irrigated	
Land assessed but not irrigated	1,246	..	433	
Area of water taken out of turn, waste of water and other penalties	216	..	158	
Total ..	120	510	16,855	29,01,260	10,432	18,66,502	160	5,600	401	10,025	
Area on which consolidated assessment is levied	5,227	1,56,810	

* Area of short period Adsali already valued last year.

† This represents area in the basin of Lake Beale let out for cultivation and not measured separately for each crop.

STATEMENT III-E—contd.

	42		43 Pravara River Works				Total.		
	Nira Right Bank Canal.		Pravara Right Bank Canal.		Pravara Left Bank Canal.				
	Area irrigated.	Estimated value.	Area irrigated.	Estimated value.	Area irrigated.	Estimated value.	Area irrigated.	Estimated value.	
	Acres.	Rs.	Acres.	Rs.	Acres.	Rs.	Acres.	Rs.	
Gardens and Orchards.	Vegetables	8	257	43	4,624	41	3,552	1,636	3,65,851
	Fruits and other trees ..	4	1,312	265	64,245	368	2,13,727	3,024	11,08,297
Sugarcane	15	9,300	2,257 *858	9,07,262	8,326 *2,511	36,26,270	42,578½	1,88,93,975	
Cereals.	Wheat ..	970	54,339	577	28,860	1,149	55,017	16,036	9,82,807
	Barley ..	1	75	47	1,809
	Rice ..	1	50	2	112	6	383	18,445½	17,77,407
	Maize	11	346	48	1,286	4,104	1,21,890
	Jowar ..	13,573	4,97,582	294	11,328	609	18,341	62,408	28,69,696
	Chino, Ragi, Rala, Wara	238	3,808
Bajri	203	5,855	497	13,377	10,159	4,47,352	
Miscellaneous ..	8	320	10,452	5,19,026	
Pulses ..	Gram, Udid, Mug ..	86	3,698	135	5,422	491	17,105	9,336½	4,23,958
	Tur ..	2	81	4	122	285	12,077
	Peas ..	12	40	243½	3,254
	Groundnut ..	3	225	343	25,740	230	19,594	17,189	14,38,113
	Miscellaneous ..	19	570	57	3,770
	Fodder Crops.	383	12,485	596	25,992	3,605½	1,89,084
Fibres ..	Cotton ..	45	3,432	72	4,347	122	9,167	9,206	11,55,432
	Tag (Hemp) ..	2	50	6	319	280	7,336
Dyes	8	507	
Drugs and Narcotics.	Tobacco ..	6	375	27	1,162	18	710	180½	34,430
	Bhang	16	18,008
Oilseeds.	Mustard, Sesam	1	20	27	780
	Linseed, Castor-oil	32	709	38	1,364

STATEMENT III-E—concl'd.

	42		43 Pravara River Works				Total.		
	Nira Right Bank Canal.		Pravara Right Bank Canal.		Pravara Left Bank Canal.				
	Area irrigated.	Estimated value.	Area irrigated.	Estimated value.	Area irrigated.	Estimated value.	Area irrigated.	Estimated value.	
	Acres.	Rs.	Acres.	Rs.	Acres.	Rs.	Acres.	Rs.	
Condi- ments. {	Chilly and Onions..	109	11,824	42	3,318	48	4,343	4,398	4,21,284
	Garlic, Turmeric and Methi	55	2,077	173	9,882	2,443	2,17,856
Miscellaneous	713	5,736	
Land insufficiently irrigated ..	141	..	39	..	15	..	5,290	
Land assessed but not irrigated ..	1,969	..	747	..	1,324	..	10,763	
Area of water taken out of turn, waste of water and other penalties ..	71	..	50	..	381	..	5,155	
Total ..	17,045	5,83,530	6,624	11,05,245	17,287	40,61,395	239,379	3,12,28,984	
Area on which consolidated assessment is levied	8,843	3,51,382	

* This represents area in the basin of Lake Beale let out for cultivation and not measured separately for each crop.

STATEMENT

Comparative Statement of Irrigation and Rainfall for the years

Civil District.	Of the Civil District.			Works supplying Irrigation.	
	Total area in Acres.	Culturable area in Acres.	Cultivated area in Acres.	No.	Name.
	2	3	4	5	6
Ahmedabad ..	Acres. 2,465,146	Acres. 1,870,830	Acres. 1,509,678	6	{ Hathmati Canal .. Khari Cut Canal .. Total ..
Kaira ..	1,036,905	876,667	859,640	34 35 36 38	Wangroli Tank Tranza Nagrama Savli Tank Saiat Tank Total ..
Panch Mahals ..	1,028,743	709,635	638,225	40	Futelao Tank
West Khandesh ..	3,431,184	1,692,771	1,513,521	3 24	Shahada Channel Lower Panjhra River Works. Total ..
East Khandesh ..	2,908,706	2,128,785	2,014,557	9 10 30	Hartala Tank Mhaswa Tank Jamda Canals Total ..
Nasik ..	3,771,578	2,555,069	2,082,379	33 37 26 39	Kadwa River Works. { Waghad Tank Palkhed. Canal Ozar Tambat Canal Wadali Canal Chankapur Tank— Girna Left Bank Canal Parsul Tank Lake Beale Godavari Right Bank Canal. Do. Left Bank Canal. Total ..

IV-E.

1926-27 and 1927-28 in the Bombay Presidency, excluding Sind.

Culturable area commanded by the Irrigation Works in column 6 in Acres. 7	Area at present estimated as annually irrigable by the works specified in column 6. 8	Area irrigated in Acres.						Rainfall.	
		1926-27.			1927-28.			1926-27. 15	1927-28. 16
		Kharif.	Rabi.	Total.	Kharif.	Rabi.	Total.		
		9	10	11	12	13	14		
Acres.	Acres.	Acres.	Acres.	Acres.	Acres.	Acres.	Acres.	Inches.	Inches.
28,840	8,000	79	3,462	3,541	1,431	3,913	5,344	*33·42	*50·99
20,000	16,000	5,477	268	5,745	13,103	1,158	14,261	†51·38	†76·25
48,840	24,000	5,556	3,730	9,286	14,534	5,071	19,605		
5,000	3,400	1,000	997	1,997	1,175	214	1,389	42·38	59·52
1,290	800	82	76	158	119	38	157	45·27	84·40
4,700	3,000	1,495	1,088	2,583	1,426	..	1,426	43·20	62·54
4,000	2,000	199	691	890	120	..	120	44·77	73·87
14,990	9,200	2,776	2,852	5,628	2,840	252	3,092		
1,200	800	..	65	65	..	160	160	23·09	40·70
3,000	2,400	{ 109	934	1,043	240	724	964	} 23·07	25·87
		{ †662	†360	† 1,022	†561	†461	†1,022		
12,627	12,627	{ 236	569	805	271	900	1,171	} 15·03	28·36
		{ †1,184	† 97	† 1,281	† 1,184	† 97	†1,281		
15,627	15,027	{ 345	1,503	1,848	511	1,624	2,135		
		{ †1,846	† 457	† 2,303	† 1,745	† 558	† 2,303		
527	415	..	16	16	42	18	60	20·12	30·61
4,075	1,700	22	605	627	419	132	551	23·27	20·95
40,185	5,000	433	606	1,039	391	959	1,350	19·18	29·17
44,787	7,115	455	1,227	1,682	852	1,109	1,961		
26,280	11,853	1,534	1,039	2,573	645	564	1,209	41·64	63·00
7,421	3,384	710	397	1,107	383	333	716	21·94	29·22
2,729	2,785	677	401	1,078	174	515	689	19·01	30·02
25,200	8,500	6,390	4,515	10,905	2,713	3,419	6,132	12·76	25·81
3,197	1,000	744	195	939	834	678	1,512	5·09	19·70
..	..	291	157	448	333	138	471	41·60	46·88
..	..	809	687	1,496	954	752	1,706	13·62	24·62
83,000	30,109	952	580	1,532	1,054	498	1,552	13·60	27·24
147,827	57,631	12,107	7,971	20,078	7,090	6,897	13,987		

STATEMENT

Civil District.	Of the Civil District.			Works supplying Irrigation.	
	Total area in Acres.	Culturable area in Acres.	Cultivated area in Acres.	No.	Name.
1	2	3	4	5	6
Ahmednagar ..	Acres. 4,242,222	Acres. 3,243,976	Acres. 3,203,566	39	{ Godavari Right Bank Canal. Do. Left Bank Canal..
				43	{ Pravara Right Bank Canal .. Pravara Left Bank Canal ..
				16	including Lakh Canal. Bhatodi Tank
					Total ..
Poona	3,427,812	2,565,231	2,020,064	32	Nira Left Bank Canal and Shetphal Tank.
				27	Mutha Canals and Matoba Tank.
				4	Kasurdi Tank
				23	Shirsuphal Tank
				15	Bhadalwadi Tank
				42	Nira Right Bank Canal ..
					Total ..
Sholapur.. ..	2,916,177	2,535,470	2,268,328	13	Ekrak Tank
				17	Koregaon Tank
				21	Ashti Tank
				31	Pathri Tank
				29	Mhaswad Tank
				42	Nira Right Bank Canal ..
					Total ..
Satara	3,140,801	2,367,630	2,194,814	29	Mhaswad Tank.. ..
				18	Krishna Canal
				22	Revani Canal
				19	Upper Man River Works ..
				25	Yerla River Irrigation Works.
				5	Chikhli Canal
				20	Maini Tank
				42	Nira Right Bank Canal ..
					Total

IV-E—contd.

Culturable area commanded by the Irrigation Works in column 6 in Acres.	Area at present estimated as annually irrigable by the works specified in column 6.	Area irrigated in Acres.						Rainfall.	
		1926-1927.			1927-1928.			1926-27.	1927-28.
		Kharif.	Rabi.	Total.	Kharif.	Rabi.	Total.		
		7	8	9	10	11	12	13	14
Acres.	Acres.	Acres.	Acres.	Acres.	Acres.	Acres.	Acres.	Inches.	Inches.
• 136,390	49,331	12,243	2,901	15,144	12,289	2,389	14,678	13-62	24-62
58,415	16,960	6,988	1,287	8,275	8,189	691	8,880	13-60	27-24
124,561	40,040	5,425	4,513	9,938	4,579	2,045	6,624	13-69	24-42
13,657	12,124	14,391	7,681	22,072	13,231	4,056	17,287	14-19	25-98
		92	407	499	271	340	611	17-05	26-88
333,023	118,455	39,139	16,789	55,928	38,559	9,521	48,080		
{ 227,670	113,280	35,220	34,544	69,764	40,659	25,675	66,334	15-38	22-75
{ 49,800	4,200	4,422	3,984	8,406	4,861	1,914	6,775	18-52	25-50
	16,800	12,021	2,912	14,933	10,678	1,173	11,851	30-18	25-57
	3,250	991	2,609	3,600	758	2,278	3,036	10-50	18-69
				\$28			\$29		
478	150	9	..	9	3	34	37	8-85	21-72
2,500	1,800	65	763	828	207	491	698	13-55	22-83
2,400	2,000	187	1,053	1,240	220	1,062	1,282	13-80	21-75
..	..	5	1,250	1,255	..	768	768		
282,848	141,480	52,920	47,115	{ 100,035 } \$28	57,386	33,395	{ 90,781 } \$29		
16,941	16,941	1,140	2,552	3,692	1,188	2,749	3,937	19-01	17-54
2,394	1,050	..	369	369	..	403	403	19-50	20-83
16,825	11,780	1,053	3,145	4,198	1,084	2,979	4,063	19-37	17-91
4,586	2,500	3	1,176	1,179	5	980	985	26-86	23-65
102,400	24,300	..	4,729	4,729	2,056	4,006	6,062	16-38	26-02
..	6,189	6,189	..	5,544	5,544	13-66	14-63
143,146	56,571	2,196	18,160	20,356	4,333	16,661	20,994		
3,814	500	..	553	553	115	474	589	14-10	20-61
26,453	12,320	2,636	4,302	6,938	5,197	1,137	6,334	30-59	24-00
3,624	1,920	7	516	523	43	599	642	25-61	26-79
7,623	2,080	..	1,019	1,019	448	1,181	1,629	13-41	19-17
10,680	5,480	33	4,831	4,864	602	4,023	4,625	20-45	25-75
1,478	1,478	69	320	389	331	108	439	16-32	21-90
4,625	4,625	..	1,701	1,701	873	1,463	2,336	20-72	22-75
..	180	180	..	119	119		
58,297	28,403	2,745	13,422	16,167	7,609	9,104	16,713		

STATEMENT

Civil District.	Of the Civil District.			Works supplying Irrigation.	
	Total area in Acres.	Culturable area in Acres.	Cultivated area in Acres.	No.	Name.
1	2	3	4	5	6
	Acres.	Acres.	Acres.		
Phaltan State ..	254,038	214,434	162,575	42	Nira Right Bank Canal ..
Bijapur ..	3,652,985	3,277,697	2,969,820	14	Muchkundi Tank ..
Belgaum ..	2,941,199	2,207,134	1,873,945	1 28	Gadikeri Tank .. Gokak Canal 1st Section and Storage Works.
					Total ..
Dharwar ..	2,947,558	2,706,681	2,422,705	7 8 11 12 41	Dambal Tank .. Medleri Tank .. Madag Tank .. Asundi Tank .. Dharma Canal ..
					Total ..
Kanara ..	2,525,971	388,265	240,511	2	Mavinkop Tank ..
Grand Total ..	40,741,025	29,340,275	25,974,328		

IV-E—concl'd.

Culturable area commanded by the Irrigation Works in column 6 in Acres.	Area at present estimated as annually irrigable by the works specified in column 6.	Area irrigated in Acres.						Rainfall.	
		1926-27.			1927-28.			1926-27.	1927-28.
		Kharif.	Rabi.	Total.	Kharif.	Rabi.	Total.		
7	8	9	10	11	12	13	14	15	16
Acres.	Acres.	Acres.	Acres.	Acres.	Acres.	Acres.	Acres.	Inches.	Inches.
397,102	132,000	131	18,803	18,934	..	10,614	10,614
5,417	750	Nil	Nil	Nil	..	11	11	8.92	12.30
687 17,627	417 17,627	‡ 407 6,134	.. 6,110	‡ 407 12,244	‡ 407 6,625	.. 3,293	‡ 407 9,918	..	37.01 15.02
18,314	18,044	6,134 ‡ 407	6,110 ..	12,244 ‡ 407	6,625 ‡ 407	3,293	9,918 ‡ 407		
2,500 830	1,000 { 600	10 } ‡ 144 } 35	1 } ..	11 } ‡ 144 } 35	.. } ‡ 144 } 34	366 } 16	{ 366 ‡ 144 } 50	15.28	14.62
1,345	1,345	320	103	423	293	112	410	21.76	17.65
1,011	1,011	45 } 445 }	83 } ‡ 190 }	128 } ‡ 190 }	17 } 401 }	55 } ‡ 190 }	72 } ‡ 190 }	21.01	9.80
12,870	12,870 {	‡ 5,227 }	.. {	‡ 5,227 }	‡ 5,227 }	..	‡ 5,227 }	100.22	73.57
18,556	16,826	855 ‡ 5,371	187 ‡ 190	1,042 ‡ 5,561	750 ‡ 5,371	549 ‡ 190	1,299 ‡ 5,561		
755	617	572‡	..	‡ 572	572‡	..	572‡	..	48.89
1,530,729	626,919	125,359 ‡ 8,196	137,934 ‡ 647	263,293 ‡ 8,843 \$ 28	141,089 ‡ 8,095	98,261 ‡ 748	239,350 ‡ 8,843 \$ 29		

* At Frantij.

† At Ahmedabad Civil Hospital.

‡ Area under consolidated assessment.

§ This represents area indirectly irrigated by under ground percolation from the Mutha Left Bank Canal.

|| These represent areas for the whole project. The total area under command as per 1920 project is 559,657 acres. After deducting from this the areas command by Branch No. 4 and distributaries in the non-perennial section of the canal, viz., 63,280 acres (47,949+15,331) the net area under command works out to 496,377 acres, 80 per cent. of which represent the culturable area commanded which is 397,102 acres. Figures of these areas separately for each District are not available.

STATEMENT F.

Statement showing the Operation of Irrigation Works in the Bombay Presidency, excluding Sind, for the year 1927-28.

No.	Name of Work.	Amount due, 1927-28.		Remissions.		Total.		Grand Total.
		Kharif.	Rabi.	Kharif.	Rabi.	Kharif.	Rabi.	
1	2	3	4	5	6	7	8	9
	WORKS FOR WHICH CAPITAL AND REVENUE ACCOUNTS ARE KEPT.	Rs.	Rs.	Rs.	Rs.	Rs.	Rs.	Rs.
	<i>Productive.</i>							
1	Gadikeri Tank*
2	Mavinkop do.*
3	Shahada Channel ..	1,052	3,949	1,052	3,949	5,001
	Total, Productive ..	1,052	3,949	1,052	3,949	5,001
	<i>Unproductive.</i>							
4	Kasurdi Tank ..	9	68	9	68	77
5	Chikhli Canal ..	697	832	697	832	1,529
6	Hathmati and Khari Cut Canals combined ..	97,536	14,252	4,114 13 ‡	261 ‡	92,983	14,001	1,06,984
7	Dambal Tank	1,684	1,684	1,684
8	Medleri do. ..	503	72	503	72	575
9	Hartala do. ..	89	66	89	66	155
10	Mhasva do. ..	510	428	510	428	938
11	Madag do. ..	1,335	592	1,335	592	1,927
12	Asundi do. ..	118	427	118	427	545
13	Ekrak do. ..	11,339	14,818	11,339	14,818	26,157
14	Muchkundi do.	77	77	77
15	Bhadalvadi do. ..	1,517	8,122	1,517	8,122	9,639
16	Bhatodi do. ..	2,193	1,673	2,193	1,673	3,891
17	Koregaon do.	1,924	1,924	1,924
18	Krishna Canal ..	57,154	6,907	57,154	6,907	64,061
19	Upper Man River Works ..	922	5,185	922	5,185	6,107
20	Maini Tank ..	1,767	6,387	1,767	6,387	8,154
21	Ashti do. ..	10,268	12,405	10,268	12,405	22,673
22	Revari Canal ..	134	2,511	3	36	131	2,455	2,606
23	Shirsuphal Tank ..	1,559	3,137	148	..	1,411	3,137	4,548
24	Lower Panjhra River Works ..	9,089	7,341	9,089	7,341	16,430
25	Yerla River Irrigation Works ..	1,501	18,782	3	8	1,488	18,784	20,272
26	Parsul Tank ..	2,839	5,565	2,839	5,565	8,404

* Lands under consolidated assessment.

† Remissions on account of usual himayat deduction.

‡ Remissions on account of failure of crops.

STATEMENT F—contd.

No.	Name of Work.	Amount due, 1927-28.		Remissions.		Total.		Grand Total.
		Kharif.	Rabi.	Kharif.	Rabi.	Kharif.	Rabi.	
1	2	3	4	5	6	7	8	9
	WORKS FOR WHICH CAPITAL AND REVENUE ACCOUNTS ARE KEPT—contd.	Rs.	Rs.	Rs.	Rs.	Rs.	Rs.	Rs.
	<i>Unproductive—contd.</i>							
27	Mutha Canals and Matoba Tank ..	2,06,620	28,411	48	..	2,06,572	28,411	2,34,983
28	Gokak Canal, First Section, and Storage Works ..	45,124	19,727	45,124	19,727	64,851
29	Mhaswad Tank ..	14,773	32,876	14,773	32,876	47,649
30	Jamda Canals ..	2,698	3,186	2,698	3,186	5,884
31	Pathri Tank ..	35	4,256	35	4,256	4,291
32	Nira Left Bank Canal and Shetphal Tank.	7,86,729	2,26,025	33	4	7,86,696	2,26,021	10,12,717
	{ Waghad Tank
33	{ Kadwa Canal ..	9,390	7,893	9,390	7,893	17,283
	{ River Works. { Ojhar-Tambat Canal ..	5,434	5,259	5,434	5,259	10,693
	{ Wadali Canal ..	1,368	6,966	1,368	6,966	8,334
34	Wangoli Tank ..	5,726	862	11*	..	5,715	862	6,577
35	Tranza-Nagra m ma Tanks ..	458	134	458	134	592
36	Savli Tank ..	5,908	9*	..	5,899	5,899
37	Chankapur Tank—Girna Left Bank Canal ..	21,197	29,973	21,197	29,973	51,170
38	Sahiat Tank ..	254	254	254
	{ Lake Beale—Darna Dam ..	1,336	609	1,336	609	1,945
39	{ Godavari Right Bank Canal ..	2,90,425	31,700	2,90,425	31,700	3,22,125
	{ Godavari Left Bank Canal ..	1,97,834	13,015	1,97,834	13,015	2,10,849
40	Futelao Tank	481	481	481
41	Dharma Canal ..	2,692	2,692	2,692
42	Nira Right Bank Canal	1,23,194	1,23,194	1,23,194
	{ Pravara River Works—Pravara Right Bank Canal ..	1,32,608	22,664	1,32,608	22,664	1,55,272
43	{ Pravara Left Bank Canal ..	4,35,280	43,782	4,35,280	43,782	4,79,062
	Total, Unproductive.	23,66,973	7,14,293	4,808	309	23,62,165	7,13,989	30,76,154
	Grand Total ..	23,68,025	7,18,247	4,808	309	23,63,217	7,17,938	30,81,155

* Himayat deduction.

STATEMENT I-F.

Statement showing water-rates per acre in force during 1927-28 on
Irrigation Works in the Bombay Presidency excluding Sind.

No.	Names of Works.	WATER-RATES.							Single watering.	Occupier's rate.	Owner's rate.	Water advantage.
		Irrigation in blocks.	Perennial.	Early, eight months.	Monsoon, four months.	Rabi, four months.	Hot weather.	Miscellaneous.				
	Works for which Capital and Revenue Accounts are kept.	Rs.	Rs.	Rs.	Rs.	Rs.	Rs.	Rs.	P.s.			
PRODUCTIVE.												
1	Gadikeri Tank *			
2	Mavinkop Tank *			
3	Shahada Channel a	..	a ¹⁴	7½	2½	5	7½	..	a ¹⁴ 1½ **2½	Nil.	Nil.	Nil.
UNPRODUCTIVE.												
4	Kasurdi Tank (b)	..	X	Light 10 Heavy 15	Light 3 Heavy 4½	Light 7 Heavy 10½	9	..	(o) 2			
5	Chikhli Canal a ¹⁵	..	A 24 B 12	6	2	4	6	..	a ¹⁴ 1			
6	Hathmati Canal a ¹	..	(b ⁴)	3	D 3 E 1	2	6	..	{ 1 **2			
	Khari Cut Canal a ¹	..	(b ¹)	6	D 7 E 1	5	6	..	{ 1 **2			
7	Dambal Tank (w)	..	(x) 14	(y) 6 (z) 7½	(m) 4	(n) 4½	(l) 7	..	(j) 1 (k) 2			
8	Medleri Tank (w)	..	(x) 14	(y) 6 (z) 7½	(m) 4	(n) 4½	(l) 7	..	(j) 1 (k) 2			
9	Hartala Tank a ¹⁶	..	B 9	5	2	3	4	..	1			
10	Mhasva Tank a ¹⁶	..	B 9 A 12	a ¹⁷ 5 a ¹⁷ 7	2	3	4	..	a ¹⁴ 1			
11	Madag Tank (w)	..	(x) 12	(y) 6 (z) 7½	(m) 4	(n) 4½	(l) 7	..	(j) 1 (k) 2			
12	Asundi Tank (w)	..	(x) 14	(y) 6 (z) 7½	(m) 4	(n) 4½	(l) 7	..	(j) 1 (k) 2			
13	Ekruk Tank a ¹³	..	A 35 B 17½	8	3	5	7	..	1			
14	Muchkundi Tank (s)	..	8	4	1	1	4	..	1	Nil.	Nil.	Nil.
15	Bhadalvadi Tank (b)	..	X	Light 10 Heavy 15	Light 3 Heavy 4½	Light 7 Heavy 10½	9	..	(o) 2			
16	Bhatodi Tank a ¹⁸	..	16	8	3	5	8	..	2			
17	Koregaon Tank a ¹³	..	A 32 B 16	7	3	4	6	..	1			
18	Krishna Canal a ¹⁵	..	A 32 B 16	8	3	5	8	..	a ¹⁴ 1			
19	Upper Man River Works. a ¹⁵	..	A 24 B 12	6	2	4	6	..	a ¹⁴ { 1			
20	Maini Tank a ¹⁵	..	A 24 B 12	6	2	4	6	..	{ 1			

STATEMENT I-F--contd.

No.	Names of Works.	WATER-RATES.							Single watering.	Occupier's rate.	Owner's rate.	Water advantage.
		Irrigation in blocks.	Perennial.	Early, eight months.	Monsoon, four months.	Rabi, four months.	Hot weather.	Miscellaneous.				
		Rs.	Rs.	Rs.	Rs.	Rs.	Rs.	Rs.	Rs.			
	Works for which Capital and Revenue Accounts are kept—contd.											
	UNPRODUCTIVE—contd.											
21	Ashti Tank a ¹³	A 32 B 16	7	3	4	6	..	1			
22	Revari Canal a ¹⁵	A 24 B 12	6	2	4	6	..	a ¹⁴ 1			
23	Shirsuphal Tank (b).	X	Light 10 Heavy 15	Light 3 Heavy 4½	Light 7 Heavy 10½	9	..	(o) 2	Nil.	Nil.	Nil.
24	Lower Panjhra River Works. a ¹²	A 30 B 15	8	3	5	7	..	1½			
25	Yerla River Irrigation Works. a ¹⁵	A 26 B 13	6½	2	4½	6½	..	**3 a ¹⁴ 1			
26	Parsul Tank (c)	X	Light 10 Heavy 15	Light 3 Heavy 4½	Light 7 Heavy 10½	9	..	(o) 2			
27	Mutha Canals and Matoba Tank (d)— Sugarcane under the Mutha Canal within the Poona City and Suburban Municipal and Cantonment limits or within one mile of those limits. On all remaining land commanded by both the canals. Pan gardens .. Perennial crops other than sugarcane and pan gardens. Matoba Tank	(i) 50	Light 12 Heavy 18	Light 4 Heavy 6	Light 8 Heavy 12	Light 10 Heavy 15	..	(o) 2	Nil.	Nil.	Nil.
28	Gokak Canal, 1st Section and Storage Works. (u)	..	(g)) (b ¹) 27½ (b ²) 20	10	4	6	15	..	1½			
29	Mhaswad Tank (c) Z.	A 42 B 21	Light 12 Heavy 18	Light 4 Heavy 6	Light 8 Heavy 12	9	..	(o) 2			

STATEMENT I-F—concl'd.

No.	Names of Works.	WATER-RATES.							Single watering.	Occupier's rate.	Owner's rate.	Water advantage.
		Irrigation in blocks.	Perennial.	Early, eight months.	Monsoon, four months.	Rabi, four months.	Hot weather.	Miscellaneous.				
	Works for which Capital and Revenue Accounts are kept—concl'd.	Rs.	Rs.	Rs.	Rs.	Rs.	Rs.	Rs.	Rs.			
30	UNPRODUCTIVE—concl'd. Jamda Canals a ¹⁶	B 10 A 16	5 a ¹⁷⁸	2	3	5	..	a ¹⁴¹			
31	Pathri Tank a ¹⁸	A 32 B 16	7	3	4	6	..	1			
32	{ Nira Left Bank Canal. Shetphal Tank (d).. }	\$22	{ M 45 C 66 B 33 }	Light 12 Heavy 18	Light 4 Heavy 6	Light 8 Heavy 12	Light 10 Heavy 15	..	(o)2			
33	Kadwa River Works (c)— Waghad Tank .. Palkhed Canal .. Ojhar-Tambat Canal .. Wadali Canal	{ A 42 B 21 }	Light 12 Heavy 18	Light 4 Heavy 6	Light 8 Heavy 12	9	..	(o)2	Nil.	Nil.	Nil.
34	Wangroli Tank a ²	6½	D 5 E 2½	4	6	..	1½			
35	Tranza Nagramma Tanks. a ³	6	D 4 E 2	4	6	..	1			
36	Savli Tank a ⁴	8	4	4	6	..	1			
37	Chankapur Tank— Girna Left Bank Canal (c).	..	{ A 42 B 21 }	Light 12 Heavy 18	Light 4 Heavy 6	Light 8 Heavy 12	9	..	(o)2			
38	Sahiat Tank a ⁵	a ¹⁴	6½	D 4 E 2½	4	6	..	1½			
39	{ Godavari Right Bank Canal (d). Godavari Left Bank Canal (d). }	\$22	{ M 45 C 66 B 33 }	Light 12 Heavy 18	Light 4 Heavy 6	Light 8 Heavy 12	Light 10 Heavy 15	..	(o)2			
40	Futelao Tank a ⁶	(b3)	..	{ D 4 E 2 }	a ⁷ 3 a ⁸ 2	Provisional 8	..	a ⁹ 1	Nil.	Nil.	Nil.
41	Dharma Canal a ¹⁰	4½	(j) 1 (k) 2			
42	Nira Right Bank Canal (d).	..	{ M 45 C 66 B 33 }	Light 12 Heavy 18	Light 4 Heavy 6	Light 8 Heavy 12	Light 10 Heavy 15	..	(o)2			
43	Pravara Canals (d) (f).	\$22	{ M 45 C 66 B 33 }	Light 12 Heavy 18	Light 4 Heavy 6	Light 8 Heavy 12	Light 10 Heavy 15	..	(o)2			

NOTE.— (1) For lift irrigation in the Deccan irrigation circle full flow rates are charged—vide G. R. No. 1947 of 20th November 1923.

(2) For lift irrigation half the ordinary rates are charged in other circles.

- (3) Double the ordinary rates are charged as penal rates for taking water without permission.
- (4) Leakage or percolation rates are the same as ordinary rates.
- (5) Water rates for non-irrigational purposes are charged at the rates sanctioned by Government in each case subject to the minimum rates fixed in G. R. No. 851, dated the 7th April 1924.
- (6) Water rate of Rs. 2 per acre per watering given to those who are not regular irrigators or holders of rabi leases—*vide* G. Rs. Nos. A-1-1759 and A-1-2.2, dated the 5th July 1906 and 3rd March 1916, respectively.
- (7) A reserve rate of Rs. 3 per acre as a minimum rate has been sanctioned for lands let out for cultivation in the basin of Lake Beale—*vide* G. K. No. 2484, dated 12th June 1925.
- * Lands wholly assessed at consolidated rates.
- § Rate calculated as per scale sanctioned in G. R. No. 8670, dated 13th January 1927.
- ** For one or more waterings to mature crops for which no applications for irrigation throughout the season are previously submitted.
- A—For sugarcane and pan gardens.
- B—For perennial crops other than sugarcane.
- C—With effect from 15th February 1928, for pan gardens for the whole year. If water is given for part of the year the charge will be on the basis of twice the heavy seasonal rate for the season concerned—*vide* G. R. No. 8670, dated 29th February 1928.
- D.—For rice.
- E.—For monsoon crops other than rice.
- M—For Sugarcane.
- X For sugarcane and pan gardens double the sum of the seasonal rates for light type crops, for those seasons during which water is given, shall be charged, and for other perennial crops single seasonal rates for light type crops, when water is available.
- Z The Mhaswad Tank will be incorporated in the Nira Right Bank Canal system as soon as irrigation starts at the tail, when the rates sanctioned for the Nira Right Bank Canal will be enforced for all guaranteed irrigation on this tank.
- (b) Rates sanctioned in G. R. No. 9451, dated 5th January 1927, and to be in force up to 14th October 1929. With effect from 15th October 1929 the rates sanctioned in G. R. No. 3423/27 dated 26th September 1929 will come into force.
- (c) Rates sanctioned in G. R. No. 9451 dated 5th January 1927 and are to be in force up to 14th February 1932.
- (d) Rates for crops other than sugarcane and pan gardens are to remain in force up to 14th February 1932 and that for sugarcane up to 14th February 1930—*vide* G. Rs. Nos. 3952, dated 20th April 1926, 23rd October 1926, 17th March 1927, 13th July 1927, 10th March 1928 and 7th January 1929.
- (f) The block system was introduced with effect from 15th February 1928.
- (g) For sugarcane the short term cane rates as per scale sanctioned in G. R. No. 8670, dated 13th January 1927 (which may be in force on major, irrigation works), and for other perennials single heavy seasonal rates will be charged with effect from 15th February 1928.
- (i) To be in force up to 14th February 1930—*vide* G. R. No. 9906, dated 8th January 1929.
- (j) From 15th June to 15th October.
- (k) From 16th October to 14th June.
- (l) From 15th February to 15th June.
- (m) From 15th June to 15th October or 15th July to 30th November.
- (n) From 15th October to 15th February.
- (o) Sanctioned in G. Rs. Nos. 6573, dated 8th January 1925 and 12th March 1925.
- (s) In force up to 15th February 1932—*vide* G. R. No. 334, dated 17th June 1926.
- (u) From 15th February 1927 to 14th February 1932—*vide* G. R. No. 6243, dated 7th February 1927.
- (w) Rates sanctioned for a period of five years ending 31st March 1930 in G. R. No. 6095, dated 22nd October 1924.
- (x) For sugarcane, betel leaves, etc., for 12 months.
- (y) For eight months from 15th June to 15th February.
- (z) For eight months from 15th October to 15th June or 1st August to 31st March.
- a Rates sanctioned in G. Rs. Nos. 836, dated 8th October 1923, 836, dated 23rd April 1924, 836, dated 29th July 1924, and 1590/27, dated 19th June 1928, are to be in force up to 14th February 1934.
- a¹ Rates sanctioned in G. R. No. 156 A-1-112, dated 12th July 1894, were in force up to 14th February 1928. With effect from 15th February 1928 revised rates were introduced—*vide* G. Rs. Nos. 4855, dated 5th March 1924 and 23rd December 1927.
- a² Rates sanctioned in G. Rs. Nos. 825, dated 30th August 1924 and 825, dated 1st November 1926, are to be in force up to 15th June 1930.
- a³ Rates sanctioned in G. Rs. Nos. A-1-1128, dated 13th May 1910 and 679/27, dated 25th November 1927, are to be in force up to 31st July 1933.
- a⁴ Rates sanctioned in G. Rs. Nos. A-1-1335, dated 14th June 1910, 815, dated 18th February 1925 and 815, dated 13th November 1926, are to be in force up to 15th June 1930.
- a⁵ Rates sanctioned in G. Rs. Nos. A-1-309, dated 15th February 1911 and 5412, dated 15th December 1926, are to be in force up to 15th June 1930.
- a⁶ Rates sanctioned in G. O. No. A-1-9945, dated 12th October 1917, are to be in force up to 31st March 1930—*vide* G. R. No. 6482, dated 19th December 1924.
- a⁷ For ordinary rabi.
- a⁸ For restorative crops grown after rice.
- a⁹ In either kharif or rabi season.
- a¹⁰ Rates sanctioned in G. R. No. 293/27 of 9th August 1927 to be in force up to 31 March 1932.
- a¹² Rates sanctioned in G. R. No. 7736, dated 30th October 1925, are to be in force from 15th June 1926 to 14th February 1931.
- a¹³ Rates in force for five years ending 15th February 1930—*vide* G. R. No. 6529, dated 17th January 1925.
- a¹⁴ For sugarcane and pan gardens double the ordinary rates are charged.
- a¹⁵ In force for ten years ending 15th June 1930—*vide* G. O. No. A-1-16033, dated 8th December 1919.
- a¹⁶ Rates in force till 31st March 1931—*vide* G. R. No. 8096, dated 4th January 1926.
- a¹⁷ Water rate for late eight months, i.e., from 15th October to 14th June.
- a¹⁸ Rates in force up to 14th October 1931—*vide* G. R. No. 1501/27 of 15th February 1929. Rate for late eight months crops during this period is Rs. 13.
- (b¹) Rate for perennial 12 months.
- (b²) Rate for perennial 8 months.
- (b³) For sugarcane and perennial crops when supplied from the tank during the kharif or rabi seasons double the ordinary rates are charged and the rates are Rs. 4 per acre for the kharif season and Rs. 6 for the rabi season.
- (b⁴) Single seasonal rates are charged—*vide* G. R. No. 3343/27, dated 8th October 1929.

STATEMENT

Statement showing Areas and Water-rate Assessments in the Bombay of classification adopted in fixing

No.	Names of Works.	Irrigation in Blocks.		Perennial.		8 Months.	
		Areas.	Assessment.	Areas.	Assessment.	Areas.	Assessment.
	WORKS FOR WHICH CAPITAL AND REVENUE ACCOUNTS ARE KEPT.	Acres.	Rs.	Acres.	Rs.	Acres.	Rs.
	PRODUCTIVE						
1	Gadikeri Tank†
2	Mavinkop do.†
3	Shahada Channel	46	795
	Total, Productive	46	795
	Average rate ..				17.28		
	UNPRODUCTIVE						
4	Kasurdi Tank
5	Chikhli Canal	15	160	102	491
6	Hathmati and Khari Cut Canals combined
7	Dambal Tank	4	4
8	Medleri do.	33	501	2	16
9	Hartala do.	2	10
10	Mhasva do.	11	98
11	Madag do.	15	177	30	227
12	Asundi do.	6	39	66	506
13	Ekruk do.	50	1,492	412	3,291
14	Muchkundi do.
15	Bhadalvadi do.	99	1,015
16	Bhatodi do.	264	2,158
17	Koregaon do.
18	Krishna Canal	1,373	36,520	1,619	13,143
19	Upper Man River Works	9	92	275	1,271
20	Maini Tank	49	339	74	306
21	Ashti do.	96	3,006	955	7,081
22	Revari Canal	5	57	32	190
23	Shirsuphal do.	16	119	175	1,764
24	Lower Panjhra River Works	160	3,347	74	674
25	Yerla River Irrigation Works	46	455	485	2,231
26	Parsul Tank	23	217	51	723

* The entries in this column represent areas sanctioned and assessed but not irrigated as well as areas the area of "Miscellaneous crops" which cannot be properly classified.

† Area under consolidated assessment.

‡ Exclusive of 1,022 acres of mamul bagayat area.

§ Exclusive of 1,281 acres of mamul bagayat area.

¶ Exclusive of Rs. 6,923 on account of enhanced water rates.

G.

Presidency, excluding Sind, during 1927-1928, according to the system
the Scale of Water-rates.

Monsoon—4 Months.		Rabi—4 Months.		Hot Weather.		Miscellaneous.*		Grand Total.	
Areas.	Assessment.	Areas.	Assessment.	Areas.	Assessment.	Areas.	Assessment.	Areas.	Assessment.
Acres.	Rs.	Acres.	Rs.	Acres.	Rs.	Acres.	Rs.	Acres.	Rs.
..
8	18	646	3,292	18	133	246	763	964†	5,001
8	18	646	3,292	18	133	246	763	964†	5,001
	2.25		5.10		7.39		3.10		5.19
3	9	34	68	37	77
250	512	72	366	439	1,529
14,525	92,966	5,071	14,001	9	17	19,605	1,06,984
362	1,670	366	1,684
14	55	1	3	50	575
40	79	18	66	60	155
4	8	132	428	404	404	551	938
365	1,523	410	1,927
..	72	545
26	78	2,410	12,636	531	3,717	508	4,943	3,937	26,157
..	..	11	77	11	77
115	345	1,062	8,257	6	22	1,282	9,639
8	46	339	1,687	611	3,891
..	..	403	1,924	403	1,924
2,173	6,998	1,048	6,376	40	180	81	844	6,334	64,061
424	865	921	3,879	1,629	6,107
852	1,710	1,350	5,776	11	23	2,336	8,154
..	..	2,944	12,358	16	138	52	90	4,063	22,673
15	30	590	2,368	642	2,645
57	171	324	2,526	126	264	693	4,844
28	210	891	5,150	9	87	9	39	1,171	19,507
511	1,079	3,580	16,512	3	6	4,625	20,283
794	2,701	513	3,648	131	1,115	1,512	8,404

assessed under penalties for "waste of water" and "water taken out of turn," land insufficiently irrigated, etc., besides

STATEMENT

No.	Names of Works.	Irrigation in Blocks.		Perennial.		8 Months.	
		Areas.	Assessment.	Areas.	Assessment.	Areas.	Assessment.
	WORKS FOR WHICH CAPITAL AND REVENUE ACCOUNTS ARE KEPT—contd.	Acres.	Rs.	Acres.	Rs.	Acres.	Rs.
	UNPRODUCTIVE—contd.						
27	Mutha Canals including Matoba Tank	1,344	43,343	1,770	22,530
	{ Within the Poona City Suburban Municipal and Cantonment limits or within one mile of those limits..		
	{ On all the remaining land commanded by both Canals	4,217	1,23,899		
	{ Pan gardens wherever situated throughout the Canals	9	213		
	{ Matoba Tank	214	4,032		
28	Gokak Canal, first Section and Storage Works	382	7,739	1,620	16,623
29	Mhasvad Tank	161	1,787	2,193	11,217
30	Jamda Canals	135	1,685	143	727
31	Pathri Tank	5	35
32	Nira Left Bank Canal, including Shetphal Tank	21,569	4,74,518	7,286	1,57,982	8,238	1,20,071
33	Kadva River Works	205	4,690	655	8,014
	{ Waghad Tank
	{ Palkhed Canal	147	2,862	461	5,858
	{ Ojhar Tambat Canal	33	536	319	4,503
	{ Wadali Canal
34	Wangroli Tank
35	Tranza-Nagramma Tanks
36	Savli Tank
37	Chankapur Tank—Girna Left Bank Canal	339	9,722	143	1,666
38	Sahiat Tank
39	Lake Beale—Darna Dam	1	55	4	70
	{ Godavari Right Bank Canal	9,882	2,17,404	2,283	64,427	707	9,806
	{ .. Left Bank Canal	7,876	1,73,272	899	21,485	413	5,256
40	Futelao Tank
41	Dharma Canal
42	Nira Right Bank Canal	19	307	5	12
	Pravara River Works—						
43	{ Pravara Right Bank Canal	3,563	1,21,705	535	8,891
	{ Pravara Left Bank Canal	11,527	4,19,304	479	6,460
	Total, Unproductive	39,327	8,65,194	34,680	10,32,406	22,407	2,56,836
	Average rate		22'00		29'77		11'45
	Grand Total	39,327	8,65,194	34,726	10,33,201	22,407	2,56,836
	Average rate		22'00		29'75		11'45

* The entries in this column represent areas sanctioned and assessed but not irrigated as well as areas the area of "Miscellaneous crops" which cannot be properly classified.

(a) On account of area indirectly irrigated by underground percolation from
(b) This represents area in the basin of Lake Beale let out for cultivation.

G—concl'd.

Monsoon—4 Months.		Rabi—4 Months.		Hot Weather.		Miscellaneous.*		Grand Total.	
Areas.	Assess-ment.	Areas.	Assess-ment.	Areas.	Assess-ment.	Areas.	Assess-ment.	Areas.	Assess-ment.
Acres.	Rs.	Acres.	Rs.	Acres.	Rs.	Acres.	Rs.	Acres.	Rs.
3,536	16,892	2,365	19,224	203	2,030	1,229	2,916	14,887 (a)29	2,35,079 (a)52
4,359	18,832	3,260	19,504	227	2,029	70	124	9,918	64,851
83	382	2,862	23,750	280	2,388	1,072	8,125	6,651	47,649
42	95	920	3,062	24	123	86	192	1,350	5,884
..	..	980	4,256	985	4,291
5,308	21,232	24,564	2,10,935	2,237	13,074	3,907	14,905	73,109	10,12,717
.. 17	.. 198	.. 164	.. 1,425	.. 25	.. 226	.. 143	.. 2,730	.. 1,209	.. 17,283
.. 40	.. 352	.. 10	.. 90	.. 58	.. 1,531	.. 716	.. 10,693
.. 233	.. 2,020	.. 13	.. 136	.. 86	.. 1,139	.. 689	.. 8,334
946	4,915	214	862	229	811	1,389	6,588
119	458	38	134	157	592
1,359	5,514	67	394	1,426	5,908
1,042	4,442	3,645	26,702	323	3,104	640	5,534	6,132	51,170
..	120	254	120	254
330	1,244	136	576	(b)471	1,945
125	521	1,301	10,658	624	5,113	1,462	14,196	16,384	3,22,125
48	201	287	2,361	318	2,901	591	5,373	10,432	2,10,849
..	..	160	481	160	481
401	2,692	401	2,692
..	..	16,810	1,22,265	211	610	17,045	1,23,194
309	1,305	990	8,273	391	3,991	836	11,107	6,624	1,55,272
558	2,288	2,235	19,125	768	7,400	1,720	24,485	17,287	4,79,062
39,148	1,92,266	82,883	5,74,000	6,464	48,203	13,477	1,00,788	238,386 (a)29	30,69,693 (a)52
	4·91		6·92		7·45		7·48		12·88
39,156	1,92,284	83,529	5,77,292	6,482	48,336	13,723	1,01,551	239,350 (a)29	30,74,694 (a)52
	4·91		6·91		7·45		7·40		12·85

assessed under penalties for "waste of water" and "water taken out of turn," land insufficiently irrigated, etc., besides

the Mutha Left Bank Canal. The area cannot be classified in respect of different crops.
The area cannot be classified in respect of different crops

STATEMENT

Statement showing Operations of the year 1927-28

No.	Name of Work.	Amount of Estimate, Direct and Indirect.	Capital Outlay, Direct and Indirect.		Length of	
			During 1927-28	To end of 1927-28.	Main Canal and branches	Distributaries.
1	2	3	4	5	6	7
	WORKS FOR WHICH CAPITAL AND REVENUE ACCOUNTS ARE KEPT.	Rs.	Rs.	Rs.	Miles.	Miles.
	PRODUCTIVE.					
1	Gadikeri Tank	16,918	...	16,918	...	1.50
2	Mavinkop do.	33,504	...	33,504	...	2.79
3	Shahada Channel	1,07,547	...	1,07,547	20.52	1.15
	Total, Productive ..	1,57,969	...	1,57,969	20.52	5.44
	UNPRODUCTIVE.					
4	Kasurdi Tank	45,590	...	45,590	...	1.75
5	Chikhli Canal	57,442	...	57,442	6.50	...
6	Hathmati and Khari Cut Canals combined	13,18,729	...	13,18,729	60.00	82.50
7	Dambal Tank	63,980	...	63,980	...	3.27
8	Medleri do.	81,392	...	81,392	...	5.64
9	Hartala do.	73,382	...	73,382	...	5.50
10	Mhasva do.	1,38,956	...	1,38,956	...	7.00
11	Madag do.	1,67,598	...	1,67,598	9.00	...
12	Asundi do.	74,995	...	74,995	...	4.86
13	Ekruk do.	13,40,386	...	13,40,386	48.00	1.68
14	Muchkundi do.	1,58,707	...	1,58,707	5.50	2.25
15	Bhadalvadi do.	2,27,422	...	2,27,422	...	9.75

* Area under consolidated

H.

in the Bombay Presidency, excluding Sind.

Area under Command.		Rain-fall.	Dis-charge of Canal at head, cubic feet per second.	Area.		Amount of gross Assessment.	Realiza-tions.	Working Expenses.	Net Revenue.
Gross.	Irrigable at present.			Applied for	Irrigat-ed.				
8	9	10	11	12	13	14	15	16	17
Acres.	Acres.	Inches.		Acres.	Acres.	Rs.	Rs.	Rs.	Rs.
687	417	37·01	0·53	..	*407	2,356	2,356	373	1,983
872	617	48·89	0·30	..	*572	1,952	1,952	322	1,630
3,000	2,400	25·87	2·88	1,963	{ ⁹⁶⁴ *1,022}	11,178	13,130	6,255	6,875
4,559	3,434	1,963	{ ⁹⁶⁴ *2,001}	15,486	17,438	6,950	10,488
597	150	21·72	...	Informa-tion not available	37	1,023	955	1,222	-267
1,871	1,478	21·90	2·44	425	439	1,825	1,747	1,175	572
76,744	24,000	{ ^{50·99} 76·25}	94	19,806	19,605	1,17,416	43,474	58,408	-14,934
3,000	1,000	14·62	1·96	366	{ ³⁶⁶ *144}	3,896	3,281	613	2,668
1,916	600	17·60	1·80	50	50	879	1,012	2,826	-1,814
584	415	30·61	...	60	60	735	704	865	-161
4,647	1,700	20·95	0·54	550	551	1,767	3,117	1,757	1,360
2,851	1,345	17·65	9·31	410	410	2,260	2,185	1,657	528
1,800	1,011	9·80	1·43	72	{ ⁷² *190}	1,796	2,256	1,221	1,035
17,152	16,941	17·54	9·90	3,792	3,937	1,39,792	1,35,111	23,306	1,11,805
5,570	750	12·30	..	11	11	5,101	189	2,798	-2,609
3,000	2,000	21·75	6·00	Informa-tion not available	1,282	9,682	6,364	4,938	1,426

assessment.

STATEMENT

No.	Name of Work.	Amount of Estimate, Direct and Indirect.	Capital Outlay, Direct and Indirect.		Length of		
			During 1927-28.	To end of 1927-28.	Main Canal and branches	Distributaries.	
1	2	3	4	5	6	7	
	WORKS FOR WHICH CAPITAL AND REVENUE ACCOUNTS ARE KEPT— <i>contd.</i>	Rs.	Rs.	Rs.	Miles.	Miles.	
	UNPRODUCTIVE— <i>contd.</i>						
16	Bhatodi Tank	3,79,707	...	3,79,707	4·50	5·50	
17	Koregaon do.	39,189	...	39,189	3·75	...	
18	Krishna Canal	9,52,050	...	9,49,807	63·87	...	
19	Upper Man River Works ..	4,39,286	...	4,39,286	17·50	6·50	
20	Maini Tank	4,96,330	...	4,96,330	9·25	7·58	
21	Ashti do.	8,41,708	...	8,41,708	27·50	3·15	
22	Revari Canal	59,811	...	59,811	10·25	...	
23	Shirsuphal Tank	2,24,568	...	2,24,568	...	12·50	
24	Lower Panjhra River Works ..	4,68,621	...	4,68,621	...	45·00	
25	Yerla River Irrigation Works ..	7,81,508	...	7,81,508	33·33	4·00	
26	Parsul Tank	2,18,946	...	2,14,995	...	4·75	
27	Mutha Canals including Matoba Tank	65,52,515	...	65,50,461	88·00	84·00	
28	Gokak Canal, First Section and Storage Works	14,66,167	—2,572	14,65,167	16·13	35·43	
29	Mhaswad Tank	20,96,016	...	20,96,016	66·25	43·36	
30	Jamda Canals	10,51,360	...	10,51,360	39·00	75·00	
31	Pathri Tank	6,42,846	...	6,42,846	4·66	3·33	
32	Nira Left Bank Canal including Shetphal Tank	1,03,15,215	6,21,591	1,16,78,288	106·79	139·00	
33	Kadwa River Works. {	10,35,876	...	10,35,876	Waghad Tank	
					Palkhed Canal ..	11·00	13·92
					Ojhar Tambat Canal ..	4·50	...
					Wadali Canal ..	8·62	...

* Area under

† This represents area indirectly irrigated by underground

H—contd.

Area under Command.		Rain-fall.	Dis-charge of Canal at head, cubic feet per second.	Area.		Amount of gross Assessment.	Realiza-tions.	Working Expenses.	Net Revenue.
Gross.	Irrigable at present.			Applied for	Irrigat-ed.				
8	9	10	11	12	13	14	15	16	17
Acres.	Acres.	Inches.		Acres.	Acres.	Rs.	Rs.	Rs.	Rs.
15,126	12,124	26·88	0·81	640	611	9,056	10,519	4,345	6,174
2,394	1,050	20·83	0·66	403	403	2,235	2,109	2,271	—162
28,327	12,320	24·00	42·13	7,674	6,334	64,431	52,192	21,518	30,674
8,443	2,080	19·17	1·23	1,600	1,629	6,143	4,758	4,333	425
4,876	4,625	22·75	5·81	2,250	2,336	8,576	7,340	3,290	4,050
17,882	11,780	17·91	6·58	4,064	4,063	23,519	26,946	13,060	13,886
3,813	1,920	26·79	1·72	612	642	2,900	2,519	1,532	987
4,500	1,800	22·83	3·00	Information not available	698	5,039	3,884	11,049	—7,165
13,117	12,627	28·36	1·36	2,412	{ 1,171 *1,281 }	28,035	24,868	14,441	10,427
11,234	5,480	25·75	8·20	4,625	4,625	21,284	23,505	79,695	—56,190
3,337	1,000	19·70	2·00	859	1,512	8,772	2,875	1,852	1,023
104,787	20,050	{ 25·57 18·69 }	197·00	Information not available	{ 14,887 †29 }	3,90,094	3,70,523	1,30,224	2,40,299
18,668	17,627	15·02	22·32	9,918	9,918	84,660	97,630	8,105	89,525
129,045	24,800	26·02	35·00	4,910	6,651	61,518	48,696	12,062	36,634
46,288	5,000	29·17	22·71	1,297	1,350	7,621	6,031	9,975	—3,944
5,000	2,500	23·65	1·66	985	985	11,945	14,916	2,744	12,172
274,447	117,480	{ 22·75 25·50 }	{ 403·00 32·00 }	Information not available	73,109	10,23,540	10,15,004	2,32,585	7,82,419
..	..	63·00				
28,832	11,853	29·22	13·00	1,061	1,209				
8,055	3,384	30·02	5·00	636	716	39,960	48,523	73,213	—24,690
3,486	2,785	27·37	3·00	652	689				

consolidated assessment.

percolation from the Mutha Left Bank Canal.

STATEMENT

No.	Name of Work.	Amount of Estimate, Direct and Indirect.	Capital Outlay, Direct and Indirect.		Length of	
			During 1927-28.	To end of 1927-28.	Main Canal and branches	Distributaries.
1	2	3	4	5	6	7
	WORKS FOR WHICH CAPITAL AND REVENUE ACCOUNTS ARE KEPT —concl'd.	Rs.	Rs.	Rs.	Miles.	Miles.
	UNPRODUCTIVE—concl'd.					
34	Wangroli Tank	2,93,295	...	2,93,295	17.26	...
35	Tranza Nagamma Tanks ..	2,80,635	...	2,80,635	7.60	...
36	Savli Tank	2,55,210	...	2,55,210	8.35	1.32
37	Chankapur Tank—Girna Left Bank Canal	20,56,431	20,56,431	18.61	20.80
38	Sahiat Tank	1,84,029	...	1,84,029	9.25	1.79
39	{ Lake Beale—Darna Dam Godavari Right Bank Canal Godavari Left Bank Canal }	1,03,09,314	288	1,03,10,229	{ 74.00 48.00 }	{ 42.25 15.25 }
40	Futelao Tank	1,16,461	...	1,16,461	3.99	...
41	Dharma Canal	97,832	...	97,832	27.15	3.71
42	Nira Right Bank Canal ..	5,83,07,259	10,98,746	3,63,25,765	‡130.50	‡188.00
43	Pravara River Works— { Pravara Right Bank Canal Pravara Left Bank Canal }	1,50,07,692	—28,716	1,50,07,692	{ 33.00 82.12 }	{ 13.00 90.62 }
	Total, Unproductive ..	11,87,18,456	16,89,686	9,80,92,702	1,103.73	983.96
	GRAND TOTAL ..	11,88,76,425	16,89,686	9,82,50,671	1,124.25	989.40

* Area under consolidated assessment.

† Discharge was 'Nil' as the Tank was breached.

‡ Approximately as executed to end of 1927-28.

§ In the tract from mile 0 to 47.

¶ In the tract from mile 48 to 106.

** This represents area indirectly irrigated by underground

H—concl'd.

Area under Command.		Rain-fall.	Dis-charge of Canal at head, cubic feet per second.	Area.		Amount of gross Assessment.	Realiza-tions.	Working Expenses	Net Revenue.
Gross.	Irriga-ble at present.			Applied for	Irrigat-ed.				
8	9	10	11	12	13	14	15	16	17
Acres.	Acres.	Inches.		Acres.	Acres.	Rs.	Rs.	Rs.	Rs.
5,000	3,460	59·52	52·75	1,790	1,389	6,931	9,230	7,591	—1,639
1,500	800	84·40	{ 6·64 4·86 }	157	157	1,967	1,867	4,507	—2,640
4,700	3,000	62·54	86·00	1,440	1,426	7,080	9,880	7,359	2,521
29,182	8,500	25·81	34·00	4,292	6,132	52,361	39,753	63,550	—23,797
4,000	2,000	73·87	Nil.†	127	120	1,441	4,524	14,330	—9,806
...	...	46·88	471	} 5,65,452	6,73,126	2,88,182	3,84,944
144,310	49,331	24·62	177·00	15,691	16,384				
88,080	30,109	27·24	104·00	10,392	10,432				
1,500	800	40·70	15·88	160	160	552	261	2,883	—2,622
13,562	12,870	73·57	51·83	401	{ 401 *5,227 }	334	416	2,010	—1,594
496,377	132,000	{ 20·12 14·63 }	144·00	16,719	17,045	1,25,254	1,15,140	1,53,066	—37,926
73,763	16,960	24·42	91·00	6,624	6,624	} 6,49,366	8,28,613	3,23,937	5,04,676
154,957	40,040	25·98	295·00	17,287	17,287				
1,868,320	623,485	145,220	238,386 *6,842 **29	34,96,238	36,46,043	15,94,495	20,51,548
1,872,879	626,919	147,183	239,350 *8,843 **29	35,11,724	36,63,481	16,01,445	20,62,036

ercoiation from the Mutha Left Bank Canal.

Statistical Statements

for

Irrigation Works in Sind

For the year 1927-28

STATEMENT
Statement of Canals in the Indus Right

55, Construction of Irrigation, Navigation						
1.—						
1	Begari Canals Division.			Ghar Canals Division.		Shikarpur
	Desert Canal.	Unhar-wah.	Begari Canal.	Ghar Canal.	Sukkur Canal.	Canals in Rohri.
	2	3	4	5	6	7
Source of supply of water ..	River Indus.	River Indus.	River Indus.	River Indus.	River Indus.	River Indus.
Minimum discharge of water } C. ft. per second. }
Maximum discharge of canal ..	5,818	2,591	7,828	9,987	3,097	4,554
Average annual rainfall .. Inches.	1.38	1.13	..
Gross area commanded .. Acres.	448,955	246,970	751,680	505,649	246,713	196,598
Culturable area commanded ..	448,955	203,244	651,076	395,944	162,118	174,823
Area irrigable by complete project ..	129,660	112,025	340,260	250,000	90,000	118,935
Area irrigable at present ..	129,600	112,025	340,260	250,000	90,000	118,935
Area occupied ..	409,021	163,166	643,945	353,513	141,555	84,641
<i>Sanctioned estimate.</i>						
Direct charges .. } Rs.	27,55,056	8,01,355	24,77,798	6,78,303	14,84,574	1,73,010
Indirect charges .. }						
Interest during construction ..	35,65,376	9,64,688	38,25,240	10,93,671	29,35,296	46,396
Total estimate .. Rs.	63,20,432	17,66,043	63,03,038	17,71,974	44,19,870	2,19,406
<i>Expenditure to end of 1927-28</i>						
Direct charges .. Rs.	26,74,305	7,80,140	23,98,462	6,43,570	14,21,461	1,69,693
Indirect charges ..	80,751	21,215	79,336	34,733	63,113	3,317
Interest during construction ..	35,65,376	9,64,688	38,25,240	10,93,671	29,35,296	46,396
Total expenditure .. Rs.	63,20,432	17,66,043	63,03,038	17,71,974	44,19,870	2,19,406
<i>Works as now sanctioned.</i>						
Main canals irrigation .. Miles.	91	33	83	47	72	121
Branch canals ..	195	83	114	266	56	14
Distributaries ..	38	..	52	..	15	14
Total ..	324	116	249	313	143	149
Of above --						
Navigable canals ..	4	56	109	..
<i>Works completed at end of 1927-28</i>						
Main canals irrigation .. Miles.	91	33	83	47	72	121
Branch canals ..	195	83	114	266	56	14
Distributaries ..	38	..	52	..	15	14
Total ..	324	116	249	313	143	149
Of above—						
Navigable canals ..	4	..	56	109

I-A.

Bank Circle for 1927-28.

Embankment and Drainage Works—Capital Expenditure not charged to revenue.

Productive.

Canals Division.		Karachi Canals Division.				Western Nara Division.			Total, 55, Productive.
Sind Canal.	Rajib, Chitti and Garang.	Baghar Canal.	Indus Canals Right Bank.	Pinyari.	Indus Canals Left Bank.	Western Nara including Pritchard.	Phitta Canal.	Marvi-wah.	
8	9	10	11	12	13	14	15	16	17
River Indus.	River Indus.	River Indus.	River Indus.	River Indus.	River Indus.	River Indus.	River Indus.	River Indus.	
..
4,018	1,059	6,005	1,328	3,369	3,381	5,621	853	240
232,497	48,829	8,711	11,150	10,410	10,720	1,660	2,800	1,410
147,473	29,940	112,057	194,000	191,600	104,244	829,669	29,848	17,800	4,157,109
147,473	29,940	95,301	193,701	185,600	84,048	363,705	11,960	9,521	3,157,409
95,938	29,800	90,000	150,000	180,000	80,000	301,113	10,400	6,400	1,984,531
95,938	29,800	90,000	150,000	180,000	80,000	301,113	10,400	6,400	1,984,531
138,857	28,853	32,104	24,894	91,668	42,146	397,132	14,997	9,048	2,575,540
8,34,556	2,86,824	7,63,945	90,973	12,58,241	2,67,886	22,97,134	26,136	9,737	1,42,05,528
1,78,708	58,236	1,27,186	23,600	2,59,723	56,973	358,441	4,373	8,726	1,35,06,633
0,13,264	3,45,060	8,91,131	1,14,573	15,17,964	3,24,859	26,55,575	30,509	18,463	2,77,12,161
2,82,206	8,24,141	7,45,554	89,122	12,11,663	2,61,862	22,43,471	25,570	7,45,554	1,45,16,774
4,618	10,415	18,391	1,851	34,608	6,024	53,663	566	18,391	4,30,992
1,78,708	58,236	1,27,186	23,600	2,59,723	56,973	3,58,441	4,373	8,726	1,35,06,633
4,65,532	8,92,792	18,91,131	1,14,573	15,05,994	3,24,859	26,55,575	30,509	7,72,671	2,84,54,399
40	23	93	94	68	112	187	37	15	1,116
103	..	66	9	332	80	282	1,600
..	9	128
143	23	159	103	400	192	478	37	15	2,844
..	..	93	9	25	36	178	3	..	513
40	23	93	94	68	112	187	37	15	1,116
103	..	66	9	332	80	282	1,600
..	9	128
143	23	159	103	400	192	478	37	15	2,844
..	..	93	9	25	36	178	3	..	513

STATEMENT I-A—contd.

55, Construction of Irrigation, Navigation, Embankmen and Drainage Works—Capital Expenditure not charged to revenue.					
2.—Unproductive.					
	Shikarpur Canals Division.	Karachi Canals Division.		Western Nara Division.	Total, 55, Unproductive.
	Mahiwah.	Sattah.	Kalri.	Dadu Canals.	
1	2	3	4	5	6
Source of supply of water ..	River Indus.	River Indus.	River Indus.	River Indus.	
Minimum discharge of } C. ft. per water .. } second. }
Maximum discharge of canal ..	2,768	1,134	978	330
Average annual rainfall .. Inches	..	13.18	12.66	1.48
Gross area commanded .. Acres.	200,251	36,971	59,356	35,676	332,254
Culturable area commanded, ..	155,228	34,294	40,317	30,654	260,493
Area irrigable by complete project ..	106,873	30,000	40,000	21,550	198,423
Area irrigable at present ..	106,873	30,000	40,000	21,550	198,423
Area occupied ..	147,716	17,542	16,566	19,707	201,531
<i>Sanctioned estimate.</i>					
Direct charges ..	} Rs. 14,57,497	1,88,156	1,01,572	28,915	17,76,140
Indirect charges ..					
Interest during construction ..					
Total estimate .. Rs.	26,61,589	3,28,112	1,21,495	33,615	31,44,811
<i>Expenditure to end of 1927-28.</i>					
Direct charges .. Rs.	13,98,177	1,81,886	98,514	28,249	17,06,826
Indirect charges ..	59,320	6,270	3,058	666	69,314
Interest during construction ..	12,04,092	1,39,956	19,923	4,700	13,68,671
Total expenditure .. Rs.	26,61,589	3,28,112	1,21,495	33,615	31,44,811
<i>Works as now sanctioned.</i>					
Main canals irrigation .. Miles.	37	32	23	23	115
Branch canals ..	178	5	66	14	263
Distributaries ..	87	87
Total ..	302	37	89	37	465
Of above—					
Navigable canals	4	..	3	7
<i>Works completed at end of 1927-28.</i>					
Main canals irrigation .. Miles.	37	32	23	23	115
Branch canals ..	178	5	66	14	263
Distributaries ..	87	87
Total ..	302	37	89	37	465
Of above—					
Navigable canals	4	..	3	7

STATEMENT

Statement of Canals in the Indus

55; Construction of Irrigation, Navigation, Embankment and Drainage					
I—Pro					
Hyderabad Canals					
1	2	3	4	5	6
	Alibahar Kacheri.	Great Marakh.	Sarfraz.	Gharo Mabamudo.	Kari Shumali.
Source of supply of water	River Indus.	River Indus.	River Indus.	River Indus.	River Indus.
Minimum discharge of water C.ft. per second.	(a) 26,989	(a) 26,989	(a) 26,989	(a) 26,989	(a) 26,989
Maximum discharge of canal	453	1,677	1,132	12,853	1,726
Average annual rainfall Inches.	8·9	8·12	14·81	15·15	17·62
Gross area commanded Acres.	61,199	2,35,933	1,43,302	2,08,605	321,310
Culturable area commanded	55,193	(c) 148,183	116,827	181,517	2,89,372
Area irrigable by complete project	18,300	73,929	40,800	68,623	99,989
Area irrigable at present	18,300	73,929	40,800	68,623	99,989
Area occupied	37,965	171,005	75,713	1,92,036	128,746
<i>Sanctioned estimate.</i>					
Direct charges Rs.	1,07,169	4,58,028	1,24,680	1,09,785	15,793
Indirect charges	80,043	5,18,137	2,45,632	19,189	3,109
Interest during construction					
Total, estimate .. Rs.	1,87,212	9,76,165	3,70,312	1,28,974	18,902
<i>Expenditure to end of 1927-28.</i>					
Direct charges Rs.	1,03,430	4,41,387	1,18,559	1,06,040	15,191
Indirect charges	3,739	16,641	6,121	3,745	602
Interest during construction	80,043	5,18,137	2,45,632	19,189	3,109
Total, expenditure .. Rs.	1,87,212	9,76,165	3,70,312	1,28,974	18,902
<i>Works as now sanctioned.</i>					
Main Canals Irrigation Miles.	26	24	30	16	37
Branch Canals	32	146	35	203	129
Distributaries
Of above—					
Navigable Canals .. Miles.	22	22	30	58	31
<i>Works completed at end of 1927-28.</i>					
Main Canals Irrigation Miles.	26	24	80	16	37
Branch Canals	32	146	35	203	129
Distributaries
Of above—					
Navigable Canals .. Miles.	22	22	30	58	31

(a) Minimum discharge of
 (b) Minimum discharge of
 (c) These Figures have

I-A—contd.

Left Bank Circle for the year 1927-28.

Works—Capital Expenditure not charged to Revenue—A—Irrigation Works.

ductive.

Division.		Fuleli Canals Division.		Nasrat Canals Division.	
Nasirwah.	Total.	Fuleli Canal.	Indus Canals.	Dambhro.	Naulakhi.
7	8	9	10	11	12
River Indus.		River Indus.	River Indus.	River Indus.	River Indus.
(a) 26,989	..	(b) 26,737	(b) 26,737	(a) 26,989	(a) 26,989
1,327	..	11,318	1,278	449	2,790
12,70	..	20,37	16,60	0,31	0,72
1,33,114	1,103,463	1,703,000	147,800	135,230	2,52,009
1,18,613	(c) 909,705	1,437,589	97,081	51,290	162,189
42,318	343,959	400,000	35,000	72,165	105,240
42,318	343,959	400,000	30,000	15,327	54,095
87,733	6,93,198	804,480	61,144	39,407	134,581
47,157	8,62,612	32,40,437	1,15,928	51,818	135,678
8,726	8,74,836	37,40,834	23,471	8,688	25,659
55,883	17,37,448	69,81,271	1,39,399	60,506	1,61,337
45,640	8,30,247	31,20,297	1,12,485	50,514	1,31,640
1,517	32,365	1,20,140	3,443	1,304	4,038
8,726	8,74,836	37,40,834	23,471	8,688	25,659
55,883	17,37,448	69,81,271	1,39,399	60,506	1,61,337
28	211	100	65	30	28
102	647	872	70	34	81
..	..	28	4	15
16	179	328	10	64	124
28	211	100	67	30	28
102	647	874	70	34	81
..	..	28	4	15
16	179	328	10	64	124

Indus at Bukkur.

Indus at Kotri.

been copied from Collector's statement.

STATEMENT

55, Construction of Irrigation, Navigation, Embankment and Drainage						
2—Unpro						
1	Jamrao Canal Division.	Eastern Nara				
	Jamrao Canal.	Nara Supply Channel.	Eastern Nara Canal.	Mithrao Canal.	Thar Canal.	6
2	3	4	5	6	6	6
Source of supply of water	Eastern Nara.	Indus.	Nara supply channel.	Eastern Nara	Nara	
Minimum discharge of water C.ft. per second.	(a) 26,989
Maximum discharge of canal	2,877	6,909	2,054	1,021
Average annual rainfall Inches.	36.15	16.62	19.38
Gross area commanded Acres.	870,850	151,400	789,991	437,551	158,044
Culturable area commanded	825,565	36,552	(c) 5,09,426	405,699	136,000
Area irrigable by complete project	300,000	12,200	90,900	143,500	50,000
Area irrigable at present	274,305	12,200	42,200	136,300	50,000
Area occupied	653,264	19,756	241,106	302,858	125,648
<i>Sanctioned estimate.</i>						
Direct charges Rs.	99,39,760
Indirect charges	90,38,976
Interest during construction
Total, estimate Rs.	1,89,68,736
<i>Expenditure to end of 1927-28.</i>						
Direct charges Rs.	95,95,986
Indirect charges	2,93,399
Interest during construction	90,38,976
Total, expenditure Rs.	1,89,28,361
<i>Works as now sanctioned.</i>						
Main Canals Irrigation .. Miles.	138	12	264	97	24
Branch Canals	58	33	47
Distributaries	511	18	101	19
Of above—						
Navigable Canals	12	204	45
<i>Works completed at end of 1927-28.</i>						
Main Canals Irrigation .. Miles.	138	12	264	97	24
Branch Canals	58	33	47
Distributaries	511	18	101	19
Of above—						
Navigable Canals .. Miles.	12	204	45

(a) Minimum discharge of
(b) Minimum discharge of
(c) These figures have been

I-A—concl'd.

Works—Capital Expenditure not charged to Revenue—A—Irrigation Works.—cont'd.

ductive.

Division.			Fuleli Canals Division.	Nasrat Canals Division.		
Khipro Canal.	Hiral Canal.	Total.	Hasanali Canal.	Dad Canal including Ren Distributary.	Nasrat Canal.	Total.
7	8	9	10	11	12	13
Eastern Nara.	Eastern Nara.		Indus.	Indus.	Indus.	
143	187	(b) 26,736	(a) 26,989	(a) 26,989
11.9	26.80	908	4,333	2,550
35,743	55,480	1,628,209	20.08	1.01	0.78
33,845	50,154	(c) 1,171,676	144,000	630,100	383,700	1,013,800
8,000	15,700	320,300	79,208	326,477	323,113	649,590
8,000	20,000	268,700	21,000	145,400	104,100	249,500
32,241	42,749	764,358	19,000	113,400	98,789	212,189
			32,570	241,145	45,940	487,085
..	..	86,24,276	3,11,548	27,11,649	18,84,585	45,96,234
..	..	1,29,31,079	2,40,761	23,54,564	15,82,995	39,37,559
..	..	2,15,58,355	5,52,309	50,66,213	34,67,580	85,33,793
..	..	82,68,374	2,96,463	26,15,158	18,26,178	44,41,336
..	..	2,96,169	15,085	95,116	58,407	1,53,523
..	..	1,29,34,079	2,40,761	23,54,564	15,82,995	39,37,559
..	..	2,14,98,622	5,52,309	50,64,838	34,67,580	85,32,418
..	15	431	31	96	97	193
..	22	102	45	193	95	288
..	13	151	14	120	118	238
..	..	261	39	409	310	719
..	15	431	31	87	80	167
..	22	102	45	199	137	336
..	13	151	14	91	69	160
..	..	261	39	377	286	663

Indus at Bukkur.

Indus at Kotri.

copied from the Collectors' statement.

STATEMENT

Capital Account of Irrigation Works in

Name and number of Works,	DURING				
	Direct				
	Works.	Establishment.	Tools and Plant.	Pensionary Charges.	Total.
1	2	3	4	5	6
A. IRRIGATION WORKS.					
<i>Productive.</i>					
1. Alibahar Kacheri Canal
2. Sarfrazwah
3. Ghar Canal
4. Great Marak Canal
5. Sukkur Canal
6. Unharwah
7. Begari Canal
8. Desert Canal
9. Fuleli Canal	12,027	8,074	243	1,130	21,474
10. Naulakhi Canal
11. Pinyari Canal	5,978	6,842	389	958	14,167
12. Indus Canals, Right Bank	1,760	373	10	52	2,195
13. Indus Canals, Left Bank	5,526	1,168	31	164	6,889
14. Sind Canal and Branches
15. Rajib, Chitti and Garang
16. Canals in Rohri	-19,234	-4,067	-108	-569	-23,978
17. Western Nara and Pritchard	98,075	20,740	552	2,904	1,22,271
18. Phitta
19. Gharo Mahamudo
20. Kari Shumali
21. Nasirwah
22. Indus Canals (other Canals, Fuleli Canals Division).
23. Dambro
24. Marviwah
25. Baghar Canal	17,502	3,701	98	518	21,819
26. Lloyd Barrage and Canals Construction ..	1,58,08,046	30,72,756	1,48,820	4,30,185	2,49,50,122
27. Garkino Canal	150	32	(a)44,90,314 1	4	187
Total, Productive ..	1,69,29,830	31,09,619	1,50,036 (a)44,90,314	4,35,347	2,51,15,146

Rs.
(a) Suspense .. 9,39,304
Interest .. 35,51,010

44,90,314

STATEMENT

Name and number of Works.	TO END				
	Direct				
	Works.	Establishment.	Tools and Plant.	Pensionary Charges.	Total.
1	14	15	16	17	18
	Rs.	Rs.	Rs.	Rs.	Rs.
<i>Productive—contd.</i>					
1. Alibahar Kacheri Canal	79,126	23,668	636	..	1,03,430
2. Sarfrazwah	1,03,432	15,097	30	..	1,18,559
3. Ghar Canal	5,26,909	1,12,454	4,207	..	6,43,570
4. Great Marak Canal	3,46,335	91,514	3,618	..	4,41,467
5. Sukkur Canal	11,86,861	2,20,331	14,429	..	14,21,621
6. Unharwah	6,41,242	1,36,403	2,481	14	7,80,140
7. Begari Canal	20,33,882	3,59,344	5,255	..	23,98,481
8. Desert Canal	21,59,725	4,88,970	25,601	45	26,74,342
9. Fuleli Canal	24,39,049	6,57,129	20,162	4,461	31,20,801
10. Naulakhi Canal	1,01,979	28,821	840	..	1,31,640
11. Finyari Canal	9,69,919	2,27,463	11,356	2,925	12,11,663
12. Indus Canals, Right Bank	75,227	13,460	383	52	89,122
13. Indus Canals, Left Bank	2,16,349	44,401	853	259	2,61,862
14. Sind Canal and Branches	7,49,057	74,023	1,061	..	8,24,141
15. Rajib, Chitti and Garang	2,52,175	29,959	27	5	2,82,206
16. Canals in Rohri	1,50,630	19,332	240	—569	1,69,693
17. Western Nara and Pritchard	18,17,692	4,07,120	13,623	5,636	22,43,471
18. Phitta	21,582	4,041	—53	..	25,570
19. Gharo Mahamudo	79,028	26,735	277	..	1,06,040
20. Kari Shumali	10,823	4,302	66	..	15,191
21. Nasirwah	34,842	10,840	—42	..	45,640
22. Indus Canals (other Canals, Fuleli Canals Division).	86,777	24,845	805	58	1,12,485
23. Dambhro	40,671	9,313	530	..	50,514
24. Marviwah	7,837	1,632	38	..	9,507
25. Baghar Canal	6,16,865	1,21,283	4,239	3,167	7,45,554
26. Lloyd Barrage and Canals Construction	5,75,24,391	1,21,22,956	19,47,667 (b) 94,78,893	8,24,749	8,18,98,666
27. Garkino Canal	1,07,005	22,808	665	492	1,30,970
Total, Productive ..	7,23,79,410	1,52,93,354	20,58,694 (b) 94,78,893	8,43,695	10,00,56,346

Rs.
 (b) Suspense .. 24,53,237
 Interest .. 70,25,656
94,78,893

I-B—contd.

OF YEAR.						
Charges.		Indirect Charges.				Grand Total.
Deduct— Receipts on Capital Account.	Total.	Capita- lization.	Leave and Pension Allow- ances.	Audit and Accounts.	Total.	
19	20	21	22	23	24	25
Rs.	Rs.	Rs.	Rs.	Rs.	Rs.	Rs.
....	1,03,430	..	3,527	212	3,739	1,07,169
....	1,18,559	3,102	3,019	6,121	1,24,680
....	6,43,570	13,954	20,276	503	34,733	6,78,303
80	4,41,387	1,701	14,775	165	16,641	4,58,028
160	14,21,461	20,466	42,270	377	63,113	14,84,574
....	7,80,140	2,033	19,032	100	21,215	8,01,355
19	23,98,462	17,969	61,340	27	79,336	24,77,798
37	26,74,305	2,463	78,132	156	80,751	27,55,056
504	31,20,297	16,014	97,006	7,120	1,20,140	32,40,437
....	1,31,640	..	4,038	4,038	1,35,678
....	12,11,663	770	28,922	4,916	34,608	12,46,271
....	89,122	..	1,833	18	1,851	90,973
....	2,61,862	..	5,960	64	6,024	2,67,886
....	8,24,141	..	10,366	49	10,415	8,34,556
....	2,82,206	240	4,191	187	4,618	2,86,824
....	1,69,693	..	3,283	34	3,317	1,73,010
....	22,43,471	..	51,958	1,705	53,663	22,97,134
....	25,570	..	566	566	26,136
....	1,06,040	..	3,745	3,745	1,09,785
....	15,191	..	602	602	15,793
....	45,640	..	1,517	1,517	47,157
....	1,12,485	..	3,437	6	3,443	1,15,928
....	50,514	..	1,304	1,304	51,818
....	9,507	..	230	230	9,737
....	7,45,554	357	13,811	4,223	18,391	7,63,945
1,62,166	8,17,36,500	6,37,814	8,05,540	5,72,650	20,16,004	8,37,52,504
....	1,30,970	3,506	2,700	1,071	7,277	1,38,247
1,62,966	9,98,93,380	7,20,389	12,83,430	5,93,583	25,97,402	10,24,90,782

STATEMENT

Name and number of Works.	DURING				
	Direct				
	Works.	Establishment.	Tools and Plant.	Pensionary Charges.	Total.
1	2	3	4	5	6
	Rs.	Rs.	Rs.	Rs.	Rs.
<i>Unproductive.</i>					
28. Eastern Nara Works	18,444	3,901	104	546	22,995
29. Jamrao Canal	20,079	4,531	143	634	25,387
30. Hasanaliwah	472	66	538
31. Dad Canal	8,837	2,585	126	362	11,910
32. Nasrat Canal	13,141	3,844	187	538	17,710
33. Sattah Canal
34. Saharwah
35. Kalri Canal
36. Dadu Canals
37. Mahiwah
38. Naulakhi (Abandoned Project)
Total, Unproductive	60,501	15,333	560	2,146	78,540
Grand Total	1,69,90,331	31,24,952	1,50,596 (a)44,90,314	4,37,493	2,51,93,686

	Rs.
(a) Suspense Interest. ..	9,39,304
	35,51,010
	<u>44,90,314</u>

I-B—contd.

YEAR.						
Charges.		Indirect Charges.				Grand total.
Deduct— Receipts on Capital Account.	Total.	Capitaliza- tion.	Leave and Pension Allow- ances.	Audit and Accounts.	Total.	
7	8	9	10	11	12	13
Rs.	Rs.	Rs.	Rs.	Rs.	Rs.	Rs.
....	22,995	184	184	23,179
....	25,387	201	201	25,588
....	538	538
....	11,910	88	88	11,998
....	17,710	131	131	17,841
....
....
....
....
....
..	78,540	604	604	79,144
98,631	2,50,95,055	2,05,832	1,69,903	3,75,735	2,54,70,790

STATEMENT

Name and number of Works.	TO END				
	Direct				
	Works.	Establishment.	Tools and Plant.	Pensionary Charges	Total.
	14	15	16	17	18
	Rs.	Rs.	Rs.	Rs.	Rs.
<i>Unproductive—contd.</i>					
28. Eastern Nara Works	65,48,883	16,37,519	81,419	729	82,68,550
29. Jamrao Canal	77,33,631	16,66,372	1,91,735 (c) 4,606	623	95,96,967
30. Hasanaliwah	2,38,366	52,457	5,377	263	2,96,463
31. Dad Canal	22,09,341	3,85,322	19,855	674	26,15,192
32. Nasrat Canal	15,61,285	2,57,433	7,080	538	18,26,336
33. Sattah Canal	1,46,599	33,169	2,118	..	1,81,886
34. Seharwah	23,823	3,831	375	..	28,029
35. Kalri Canal	75,665	21,784	1,036	29	98,514
36. Dadu Canals	23,324	4,764	161	..	28,249
37. Mahiwah	11,41,877	2,46,623	9,683	..	13,98,183
38. Naulakhi (Abandoned Project).. ..	4,876	236	5,112
Total, Unproductive ..	1,97,07,670	43,09,510	3,18,839 (c) 4,606	2,856	2,43,43,481
Grand Total ..	9,20,87,080	1,96,07,864	23,77,833 (d) 94,83,499	8,43,551	12,43,99,827

(c) Suspense

(d) Suspense .. Rs. 24,57,843
Interest .. 70,25,656

94,83,499

I-B—concl'd.

OF YEAR.

Charges.		Indirect Charges.				Grand total.
Deduct— Receipts on Capital Account.	Total.	Capita- lization.	Leave and Pen- sion Allow- ances.	Audit and Accounts.	Total. (
19	20	21	22	23	24	25
Rs.	Rs.	Rs.	Rs.	Rs.	Rs.	Rs.
176	82,68,374	9,533	2,77,001	9,635	2,96,169	85,64,543
981	95,95,986	54,147	2,32,669	6,583	2,93,399	98,89,385
....	2,96,463	7,976	7,079	30	15,085	3,11,548
34	26,15,158	41,453	53,273	390	95,116	27,10,274
158	18,26,178	22,749	35,500	158	58,407	18,84,585
....	1,81,886	1,597	4,643	30	6,270	1,88,156
2,199	25,830	537	-11	526	26,356
....	98,514	2,908	150	3,058	1,01,572
....	28,249	666	..	666	28,915
6	13,98,177	24,649	34,527	144	59,320	14,57,497
....	5,112	33	..	33	5,145
3,554	2,43,39,927	1,62,104	6,48,836	17,109	8,28,049	2,51,67,976
1,66,520	12,42,33,307	8,82,493	19,32,266	6,10,692	34,25,451	12,76,58,758

S. K. MEHTA,
Assistant Accounts Officer.

STATEMENT

STATEMENT SHOWING THE FINANCIAL RESULTS OF IRRIGATION

Realizations under main heads of

Works.	REVENUE (ACTUAL)						
	Irrigation.					Plantations.	Miscellaneous.
	Direct.	Indirect.			Total.		
	Water rates directly paid.	Share of Land Revenue.	4 per cent. on $\frac{10}{100}$ ths of proceeds from sale of occupancy rights in waste or other lands up to end of year.	Total.		Total.	7
2	3	4	5	6	7	8	
<i>Productive.</i>	Rs.	Rs.	Rs.	Rs.	Rs.	Rs.	Rs.
1. Alibahar Kacheri Canal ..	775	26,049	846	26,895	27,570	..	1,390
2. Sarfrazwah ..	2,396	51,614	1,413	53,027	55,423	63	2,835
3. Ghar Canal ..	8,564	9,20,162	7,747	9,27,849	9,36,413	176	13,516
4. Great Marak Canal ..	5,171	1,76,292	3,683	1,79,975	1,85,146	98	9,168
5. Sukkur Canal ..	1,274	2,31,964	907	2,32,871	2,34,145	43	11,645
6. Unharwah ..	328	2,07,525	3,426	2,10,951	2,11,279	40	1,571
7. Begari Canal ..	33,804	6,54,356	10,822	6,65,178	6,98,982	10	10,544
8. Desert Canal ..	99,167	3,63,461	2,721	3,66,182	4,65,349	90	5,185
9. Fuleli Canal ..	94,576	6,77,497	28,425	7,05,922	8,00,498	134	35,562
10. Naulakhi Canal ..	929	1,45,153	751	1,45,904	1,46,833	..	577
11. Pinyari Canal ..	435	96,405	5,822	1,02,227	1,02,662	543	2,105
12. Indus Canals, Right Bank ..	1,013	46,439	2,343	48,782	49,795	..	972
13. Indus Canals, Left Bank ..	2,115	40,629	2,626	43,255	45,370	..	2,046
14. Sind Canal and Branches ..	2,525	1,80,878	9,165	1,90,043	1,92,563	..	3,272
15. Rajib, Chitti and Garang ..	658	58,394	2,018	60,412	61,070	..	469
16. Canals in Rohri ..	3,074	1,06,223	4,705	1,10,923	1,14,002	..	2,411
17. Western Nara and Pritchard.	6,983	7,85,626	12,464	7,98,090	8,05,073	730	10,406
18. Phitta Canal	11,247	503	11,750	11,750	..	361
19. Gharo Mahmudo ..	7,118	1,51,316	2,867	1,54,183	1,61,301	23	3,928
20. Kari Shumali ..	4,397	71,027	3,386	74,413	78,810	9	1,630
21. Nasirwah ..	99	64,718	1,821	66,539	66,638	32	1,504
22. Indus Canals (other canals Fuleli Canals Division).	539	41,050	1,439	45,489	46,023	..	505
23. Dambhro ..	195	40,684	529	41,213	41,408	..	142

I-C.

WORKS IN SIND FOR THE YEAR ENDED 31ST MARCH 1928.

Revenue and Working Expenses.

RECEIPTS)					WORKING EXPENSES.		
Total.	Less—Refunds of revenue.	Gross revenue less refunds.	Deduct—Share due to old irrigation.	Total revenue due to improvements.	Revenue Management.		
					Establishment.		Total Revenue Management.
9	10	11	12	13	Executive.	Civil Officers.	
Rs.	Rs.	Rs.	Rs.	Rs.	Rs.	Rs.	Rs.
29,060	..	29,060	17,505	11,555	1,542	2,325	3,867
58,322	..	58,322	18,806	39,516	2,358	3,994	6,352
9,50,140	279	9,49,861	1,35,512	8,14,349	35,430	61,406	96,836
1,94,430	156	1,94,274	59,437	1,34,837	7,609	13,345	20,954
2,45,833	79	2,45,754	84,806	1,60,948	14,478	17,394	31,872
2,12,890	..	2,12,890	..	2,12,890	6,705	12,526	19,231
7,09,536	2,167	7,07,369	33,613	6,73,756	36,604	41,647	78,251
4,70,624	270	4,70,354	..	4,70,354	18,097	21,960	40,057
8,36,194	2,015	8,34,179	2,44,549	5,89,630	34,543	56,937	91,480
1,47,410	304	1,47,106	..	1,47,106	11,172	8,786	19,958
1,05,310	9	1,05,301	..	1,05,301	11,422	5,824	17,246
50,767	..	50,767	..	50,767	3,347	2,900	6,247
47,416	..	47,416	..	47,416	4,944	2,667	7,611
1,95,840	..	1,95,840	..	1,95,840	7,471	11,043	18,514
61,539	..	61,539	..	61,539	2,733	3,561	6,294
1,16,413	..	1,16,413	..	1,16,413	7,881	6,578	14,459
8,16,209	65	8,16,144	..	8,16,144	28,940	47,708	76,648
12,111	..	12,111	..	12,111	390	675	1,065
1,65,252	507	1,64,745	..	1,64,745	7,394	9,548	16,942
80,449	..	80,449	..	80,449	3,478	4,548	8,026
68,174	..	68,174	..	68,174	3,560	3,890	7,450
46,533	..	46,533	..	46,533	5,535	2,675	8,210
41,550	..	41,550	..	41,550	1,162	2,459	3,621

STATEMENT

Works.	WORKING					
	MAINTENANCE					
	Establishment.	Pensionary Charges.	Works.	Repairs.	Sundries.	Plantations.
1	17	18	19	20	21	22
	Rs.	Rs.	Rs.	Rs.	Rs.	Rs.
<i>Productive</i>						
1. Alibahar Kacheri Canal ..	1,541	244	..	10,538
2. Sarfrazwah ..	2,359	491	..	16,045	..	80
3. Ghar Canal ..	35,601	9,805	302	3,32,926	-84	1,851
4. Great Marak Canal ..	7,608	1,704	..	51,912	..	111
5. Sukkur Canal ..	14,548	3,958	..	1,36,365	-45	562
6. Unharwah ..	6,739	1,882	395	62,435	-23	589
7. Begari Canal ..	36,781	10,272	1,191	3,44,147	-28	848
8. Desert Canal ..	18,185	5,079	18,384	1,51,027	..	1,740
9. Fuleli Canal ..	35,266	7,678	14,008	2,19,767	-12	2,416
10. Naulakhi Canal ..	11,171	3,128	37	76,347
11. Pinyari Canal ..	11,477	3,206	10,132	96,992	-238	900
12. Indus Canals, Right Bank ..	3,364	940	8,643	23,008	19	..
13. Indus Canals, Left Bank ..	4,969	1,388	3,993	42,771	-18	..
14. Sind Canal and Branches ..	7,506	2,097	599	69,387	-40	668
15. Rajib, Chitti and Garang ..	2,746	767	6,808	19,018	..	21
16. Canals in Rohri ..	7,919	2,212	6	74,064	..	514
17. Western Nara and Pritchard	29,081	8,123	577	2,68,182	-68	4,944
18. Phitta Canal ..	392	109	..	3,689
19. Gharo Mahmudo ..	7,394	2,070	216	50,150	-5	192
20. Kari Shumali ..	3,477	974	248	23,511	..	20
21. Nasirwah ..	3,560	997	396	23,803	..	143
22. Indus Canals (other canals Fuleli Canals Division).	6,004	1,615	1,043	36,806
23. Dambhro ..	1,163	325	452	7,498

I-C—contd.

EXPENSES—contd.								NET REVENUE.	
TOOLS AND REPAIRS.		Indirect charges.	Grand Total Working Expenses.	Deduct—Old maintenance charges.			Total Working expenses on improvements.	Total.	Due to improvements.
Tools and Plant.	Total cost of Maintenance.			Direct.	Indirect.	Total.			
23	24	25	26	27	28	29	30	31	32
Rs.	Rs.	Rs.	Rs.	Rs.	Rs.	Rs.	Rs.	Rs.	Rs.
150	12,473	234	16,574	9,078	188	9,266	7,308	12,486	4,247
229	19,204	286	25,842	7,651	170	7,821	18,021	32,480	21,495
1,886	3,82,287	3,470	4,82,593	18,680	161	18,841	4,63,752	4,67,268	3,50,597
741	62,076	807	83,837	22,978	427	23,405	60,432	1,10,437	74,405
771	1,56,159	1,435	1,89,466	13,256	106	13,362	1,76,104	56,288	-15,156
357	72,374	634	92,239	92,239	1,20,651	1,20,651
1,948	3,95,159	3,410	4,76,820	8,757	2	8,759	4,68,061	2,30,549	2,05,695
963	1,95,378	1,712	2,37,147	2,37,147	2,33,207	2,33,207
3,363	2,82,486	3,709	3,77,675	1,14,265	2,096	1,16,361	2,61,314	4,56,504	3,28,316
1,087	91,770	764	1,12,492	1,12,492	34,614	34,614
608	1,23,077	1,080	1,41,403	1,41,403	-36,102	-36,102
178	36,114	317	42,678	42,678	8,089	8,089
263	53,366	468	61,445	61,445	-14,029	-14,029
398	80,615	707	99,836	99,836	96,004	96,004
145	29,505	258	36,057	36,057	25,482	25,482
432	85,147	746	1,00,352	1,00,352	16,061	16,061
1,540	3,12,379	2,737	3,91,764	3,91,764	4,24,380	4,24,380
21	4,211	37	5,313	5,313	6,798	6,798
720	60,737	506	78,185	78,185	86,560	86,560
338	28,568	238	36,832	36,832	43,617	43,617
347	29,246	243	36,939	36,939	31,235	31,235
539	46,007	378	54,595	54,595	-8,062	-8,062
113	9,551	80	13,252	13,252	28,298	28,298

STATEMENT

Works.	REVENUE (ACTUAL)							
	Irrigation.					Total.	Plantations.	Miscellaneous
	Direct.	Indirect.						
	Water rates directly paid.	Share of land Revenue.	4 per cent. on 9/10ths of proceeds from sale of occupancy rights in waste or other lands up to end of year.	Total.				
1	2	3	4	5	6	7	8	
<i>Productive—contd.</i>	Rs.	Rs.	Rs.	Rs.	Rs.	Rs.	Rs.	
24. Marviwah	15,639	890	16,529	16,529	..	7	
25. Baghar Canal	1,917	69,721	1,783	71,504	95	212	
Total, Productive ..	2,78,052	52,37,009	1,13,102	53,50,111	56,28,163	2,086	1,22,017	
<i>Unproductive</i>								
26. Eastern Nara Works	2,855	4,32,397	6,393	4,38,790	4,41,645	1,024	12,955
27. Jamrao Canal	7,620	4,88,074	78,342	5,66,416	5,74,036	36,628	22,180
28. Hasanaliwah	1,669	28,799	1,091	29,890	31,559	..	2,419
29. Dad Canal	4,540	2,78,964	9,188	2,88,152	2,92,692	383	2,371
30. Nasrat Canal	199	2,37,307	14,510	2,51,817	2,52,016	217	1,629
31. Sattah Canal	190	28,925	1,127	30,052	30,242	..	202
32. Kalri Canal	22,466	663	23,129	23,129	..	583
33. Dadu Canals	26,727	553	27,280	27,280	..	1,025
34. Mahiwah	2,229	1,24,940	4,604	1,29,544	1,31,773	..	3,682
Total, Unproductive ..	19,302	16,68,599	1,16,471	17,85,070	18,04,372	38,252	46,986	
Grand Total ..	2,97,354	69,05,608	2,29,573	71,35,181	74,32,535	40,338	1,69,003	

(a) The amount of Rs. 5 on account of Refunds of Revenue is deducted from Gross

I-C—contd.

RECEIPTS).					WORKING EXPENSES.		
Total. 9	Less—Refunds of revenue. 10	Gross revenue less refunds. 11	Deduct—Share due to old irrigation. 12	Total revenue due to improvement. 13	Revenue Management.		
					Establishment.		Total Revenue Management. 16
					Executive. 14	Civil officers. 15	
Rs.	Rs.	Rs.	Rs.	Rs.	Rs.	Rs.	Rs.
16,536	..	16,536	..	16,536	845	938	1,783
73,728	6	73,722	..	73,722	3,356	4,300	7,656
57,52,266	5,857	57,46,409	5,94,228	51,52,181	2,60,996	3,49,634	6,10,630
4,55,624	109	4,55,515	3,444	4,52,071	99,344	26,587	1,25,931
6,32,844	510	6,32,334	..	6,32,334	1,81,280	15,086	1,96,366
33,978	..	33,978	5,916	28,062	8,994	1,995	10,989
2,95,386	22	2,95,364	(a) 83,908	2,11,456	53,755	20,056	73,811
2,53,862	7	2,53,855	72,854	1,81,001	41,291	15,133	56,424
30,444	..	30,444	16,145	14,299	1,162	1,915	3,077
23,712	..	23,712	..	23,712	2,855	1,348	4,203
28,305	..	28,305	..	28,305	1,191	1,604	2,795
1,35,455	..	1,35,455	1,10,497	24,958	14,686	9,971	24,657
18,89,610	648	18,88,962	2,92,764	15,96,198	4,04,558	93,695	4,98,253
76,41,876	6,505	76,35,371	8,86,992	67,48,379	6,65,554	4,43,329	11,08,883

Revenue Rs. 83,913 and Net Revenue shown here.

STATEMENT

Works.	WORKING					
	Maintenance					
	Establishment.	Pensionary charges.	Works.	Repairs.	Sundries.	Plantations.
1	17	18	19	20	21	22
<i>Productive—contd.</i>	Rs.	Rs.	Rs.	Rs.	Rs.	Rs.
24. Marwihah ..	848	237	..	7,984
25. Baghar Canal ..	3,372	942	..	31,519	-50	220
Total, Productive ..	2,63,071	70,243	67,430	21,79,891	-630	15,819
<i>Unproductive.</i>						
26. Eastern Nara Works ..	36,507	19,019	8,173	2,50,841	-35	3,936
27. Jamrao Canal ..	38,941	30,831	18,140	2,56,729	-9	1,691
28. Hasanaliwah ..	2,998	1,601	..	20,500
29. Dad Canal ..	17,918	8,897	1,575	1,20,943	-191	..
30. Nasrat Canal ..	13,764	7,254	789	93,320	-380	..
31. Sattah Canal ..	1,163	101	..	10,999	-57	..
32. Kalri Canal ..	2,854	799	..	26,997
33. Dadu Canals ..	1,190	333	..	11,257
34. Mahiwah ..	14,686	3,839	..	1,38,062	..	829
Total, Unproductive ..	1,30,021	72,674	28,677	9,29,648	-672	6,456
Grand Total ..	3,93,092	1,42,917	96,107	31,09,539	-1,302	22,275

I-C—concl'd.

EXPENSES—cont'd.								NET REVENUE.	
Tools and Plant.		Indirect Charges.	Grand Total, Working Expenses.	Deduct—Old maintenance charges.			Total Working Expenses on improvements.	Total.	Due to improvements.
Total Cost of Maintenance.	Direct.			Indirect.	Total.				
23	24	25	26	27	28	29	30	31	32
Rs.	Rs.	Rs.	Rs.	Rs.	Rs.	Rs.	Rs.	Rs.	Rs.
45	9,114	80	10,977	10,977	5,559	5,559
179	36,182	317	44,155	44,155	29,567	29,567
17,361	26,13,185	24,653	32,48,468	1,94,665	3,150	1,97,815	30,50,653	24,97,941	21,01,528
3,329	3,21,770	2,630	4,50,331	344	..	344	4,49,987	5,184	2,084
3,617	3,49,940	2,766	5,49,072	5,49,072	83,262	83,262
292	25,391	259	36,639	3,380	78	3,458	33,181	-2,661	-5,119
1,744	1,50,886	2,085	2,26,782	44,071	1,138	45,209	1,81,573	68,582	29,883
1,340	1,16,087	1,285	1,73,796	19,355	453	19,808	1,53,988	80,059	27,013
62	12,268	272	15,617	8,993	225	9,218	6,399	14,827	7,900
152	30,802	270	35,275	35,275	-11,563	-11,563
63	12,843	113	15,751	15,751	12,554	12,554
782	1,53,198	1,560	1,84,415	21,007	273	21,280	1,63,135	-48,960	-1,38,177
11,381	11,78,185	11,240	16,87,678	97,150	2,167	99,317	15,88,361	2,01,284	7,837
28,742	37,91,370	35,893	49,36,146	2,91,815	5,317	2,97,132	46,39,014	26,99,225	21,09,365

S. K. MEHTA,
Assistant Accounts Officer

STATEMENT

Statement showing the Financial results of Irrigation, Navigation, Embank

Serial Number	Name of work.	GENERAL FINANCIAL RESULTS TO END OF							
		Mileage in operation.		Estimated cost of construction (direct and indirect).	Date of completion of work.	Date when system first came into operation.	Total capital outlay (direct and indirect).	Accumulated arrears of interest.	Accumulated surplus revenues.
		Main canals and branches.	Distributaries.						
2	3	4	5	6a	6b	7	8	9	
	A.—IRRIGATION WORKS.	Miles	Miles	Rs.	Date.	Date.	Rs.	Rs.	Rs.
	<i>Productive</i>								
1	Alibahar Kacheri Canal ..	58·50	..	1,07,169	1875-76	1873-74	1,07,169	..	2,49,419
2	Sarfranzwah ..	114·85	..	1,24,680	1875-76	1873-74	1,24,680	..	4,88,567
3	Ghar Canal ..	308·55	..	6,78,303	1878-79	1856-57	6,78,303	..	2,62,11,961
4	Great Marak Canal ..	169·90	..	4,58,028	1881-82	1873-74	4,58,028	..	24,38,661
5	Sukkur Canal ..	128·86	14·72	14,84,574	1885-86	1870-71	14,84,574	..	4,84,641
6	Unbarwah ..	116·70	..	8,01,355	1890-91	1885-86	8,01,355	..	31,39,787
7	Begari Canal ..	197·17	52·00	24,77,798	1890-91	1855-56	24,77,798	..	1,00,57,087
8	Desert do. ..	286·46	33·03	27,55,056	1891-92	1872-73	27,55,056	..	43,50,965
9	Fuleli do. ..	1,001·86	..	32,40,437	1892-93	1861-62	32,40,437	..	1,23,54,040
10	Naulakhi do. ..	108·90	14·88	1,35,678	1921-22	1921-22	1,35,678	..	5,15,840
11	Pinyari do. ..	399·00	..	12,58,241	1921-22	1922-23	12,46,271	..	10,875
12	Indus Canals Right Bank.	103·00	..	90,973	1921-22	1922-23	90,973	..	1,28,394
13	Indus Canals Left Bank .	192·00	..	2,67,886	1921-22	1922-23	2,67,886	..	1,19,343
14	Sind Canal and branches .	144·00	..	8,34,556	1921-22	1922-23	8,34,556	..	7,94,795
15	Rajib Chitti and Garang ..	23·00	..	2,86,824	1921-22	1922-23	2,86,824	..	3,01,336
16	Canals in Rohri ..	136·00	14·00	1,73,010	1921-22	1923-24	1,73,010	..	98,086
17	Western Nara and Pritchard.	469·00	9·00	22,97,134	1921-22	1923-24	22,97,134	..	18,46,632
18	Phitta Canal..	37·00	..	26,136	1921-22	1923-24	26,136	..	32,255
19	Gharo Mahamudo ..	218·90	..	1,09,785	1921-22	1923-24	1,09,785	..	3,51,307
20	Kari Shumali ..	164·80	..	15,793	1921-22	1923-24	15,793	..	1,94,319
21	Nasirwah ..	127·60	..	47,157	1921-22	1923-24	47,157	..	1,64,702
22	Indus Canals (other canals, Fuleli Canals Division).	140·35	..	1,15,928	1921-22	1923-24	1,15,928	..	61,332
23	Dambhro ..	64·64	..	51,818	1921-22	1923-24	51,818	..	1,07,014
24	Marviwah ..	15·00	..	9,737	1921-22	1923-24	9,737	..	7,270
25	Baghar Canal ..	159·00	..	7,63,945	1921-22	1922-23	7,63,945	..	70,694
26	Lloyd Barrage and Canals Construction.	18,35,47,543	} Under construction.		8,37,52,504	38,75,901	..
27	Garkino Canal	1,33,247			1,38,247	30,983	..
	Total ..	4,885·04	142·63	20,22,97,791	10,24,90,782	89,06,884	6,46,19,322

II-C.

ment and Drainage works in Sind for, and to end of, 1927-28.

27-28. FINANCIAL RESULTS OF THE YEAR 1927-28.										
Total sum-at-charge (column 7 + column 8). 10	Gross receipts (direct and indirect). 11	Working expenses (direct and indirect). 12	Net Revenue. 13	Percentage on capital outlay, column 7. 14	Percentage on sum-at-charge, column 10. 15	Interest.* 16	Net profit. 17	Net loss. 18	Area irrigated. 19	Percentage of working expenses to receipts (column 12 to column 11). 20
Rs.	Rs.	Rs.	Rs.	Per cent.	Per cent.	Rs.	Rs.	Rs.	Acres.	Per cent.
1,07,169	11,555	7,308	4,247	3·96	3·66	5,176	929	12,987	63·25
1,24,680	39,516	18,021	21,495	17·24	17·24	3,942	17,553	..	27,412	45·60
6,78,303	8,14,349	4,63,752	3,50,597	51·69	51·69	23,459	3,27,138	..	2,39,298	56·95
4,58,028	1,34,837	60,432	74,405	16·24	16·24	19,741	54,664	..	73,577	44·82
14,84,574	1,60,948	1,76,104	-15,156	48,494	..	63,650	67,051	109·42
8,01,355	2,12,890	92,239	1,20,651	15·06	15·06	26,203	94,448	..	85,631	43·33
24,77,798	6,73,756	4,68,061	2,05,695	8·30	8·30	80,319	1,25,376	..	2,31,389	69·47
27,55,056	4,70,354	2,37,147	2,33,207	8·46	8·46	89,649	1,43,558	..	1,94,124	50·42
32,40,437	5,89,630	2,61,314	3,28,316	10·13	10·13	1,29,053	1,99,263	..	4,17,553	44·32
1,35,678	1,47,106	1,12,492	34,614	25·51	25·51	5,074	29,540	..	51,316	76·46
12,46,271	1,05,301	1,41,403	-36,102	55,334	..	91,436	95,616	134·28
90,973	50,767	42,678	8,089	8·89	8·89	3,917	4,172	..	26,402	84·07
2,67,886	47,416	61,445	-14,029	9,867	..	23,695	43,397	129·59
8,34,556	1,95,840	99,836	96,004	11·50	11·50	29,721	66,283	..	61,352	50·98
2,86,824	61,539	35,057	25,482	8·88	8·88	10,065	15,417	..	17,109	58·59
1,73,010	1,16,413	1,00,352	16,061	9·28	9·28	7,438	8,623	..	52,867	86·20
22,97,134	8,16,144	3,91,764	4,24,380	18·47	18·47	77,674	3,46,706	..	2,24,144	48·00
26,136	12,111	5,313	6,798	26·01	26·01	873	5,925	..	4,779	43·87
1,09,785	1,64,745	78,185	86,560	78·85	78·85	3,814	82,746	..	79,218	47·46
15,793	80,449	36,832	43,617	276·18	276·18	613	43,004	..	39,747	45·78
47,157	68,174	36,939	31,235	66·24	66·24	1,728	29,507	..	29,321	54·18
1,15,928	45,533	54,595	-8,062	4,653	..	12,715	30,351	117·32
51,818	41,550	13,252	28,298	54·61	54·61	1,733	26,565	..	15,517	31·89
9,737	16,536	10,977	5,559	57·09	57·09	316	5,243	..	5,405	66·38
7,63,945	73,722	44,155	29,567	3·87	3·87	35,457	..	5,900	35,215	59·89
8,76,28,405	10,10,289	..	10,10,289
1,69,230	7,185	..	7,185
10,63,97,676	51,52,181	30,50,653	21,01,528	2·05	1·98	16,91,597	4,09,931	..	21,60,778	59·12

STATEMENT

Serial Number 1	Name of work. 2	GENERAL FINANCIAL RESULTS TO END OF								
		Mileage in operation.		Estimated cost of construction (direct and indirect). 5	Date of completion of work. 6a	Date when system first came into operation. 6b	Total capital outlay (direct and indirect). 7	Accumulated arrears of interest. 8	Accumulated surplus revenues. 9	
		Main canals and branches. 3	Distributaries 4							
		Miles	Miles	Rs.	Date	Date	Rs.	Rs.	Rs.	
UNPRODUCTIVE										
28	Eastern Nara Works ..	716'00	..	86,24,276	1897-98	1854-55	85,64,543	..	21,95,094	
29	Jamrao Canal ..	228'24	515'50	99,22,760	1901-02	1900-01	98,89,385	2,51,429	..	
30	Hasanaliwah.. ..	89'73	..	3,11,548	1906-07	1903-04	3,11,548	..	1,19,813	
31	Dad Canal.. ..	286'08	129'91	27,11,649	1906-07	1901-02	27,10,274	8,57,952	..	
32	Nasrat do. ..	217'18	69'12	18,84,585	1906-07	1903-04	18,84,585	7,82,057	..	
33	Sattah do. ..	37'00	..	1,88,156	1909-10	1904-05	1,88,156	..	12,899	
34	Seharwah	8,79,525	Under construction.		26,356	12,801	..	
35	Kalki Canal.. ..	89'00	..	1,01,572	1921-22	1922-23	1,01,572	40,550	..	
36	Dadu do. ..	37'00	..	28,915	1921-22	1923-24	28,915	..	35,063	
37	Mahiwah	216'00	87'00	14,57,497	1922-23	1901-02	14,57,497	21,80,045	..	
38	Naulakhi (abandoned Project).	12,62,554	5,145	4,328	..	
	Total, Unproductive ..	1,916'23	801'13	2,73,80,037	2,51,67,976	41,29,566	23,62,869	
	Grand Total ..	6,801'27	944'16	22,96,77,828	12,76,58,758	80,36,450	6,69,82,191	

* Interest calculated at the
On Capital outlay to end of
On Capital outlay from

(a) Includes correction of Rs. —8,124 advised by the Controller of Civil Accounts

II-C—concl'd.

1927-28.		FINANCIAL RESULTS OF THE YEAR 1927-28.									
Total sum-at-charge (column 7 + column 8). 10	Gross receipts (direct and indirect). 11	Working expenses (direct and indirect). 12	Net Revenue. 13	Percentage on capital out- lay, column 7. 14	Percentage on sum- charge, column 10. 15	Interest.* 16	Net profit. 17	Net loss. 18	Area irrigated. 19	Percentage of working ex- penses to receipts (column 12 to column 11). 20	
Rs.	Rs.	Rs.	Rs.	Per cent.	Per cent.	Rs.	Rs.	Rs.	Acres	Per cent.	
85,64,543	4,52,071	4,49,987	2,084	0·02	0·02	(a) 2,99,731	..	2,97,647	2,26,844	99·53	
1,01,40,814	6,32,334	5,49,072	83,262	0·84	0·82	3,40,288	..	2,57,026	1,88,410	86·83	
3,11,548	28,062	33,181	-5,119	9,985	..	15,104	19,908	118·24	
35,68,226	2,11,456	1,81,573	29,883	1·10	0·84	87,467	..	57,584	1,18,893	85·87	
26,66,642	1,81,001	1,53,988	27,013	1·43	1·01	60,556	..	33,543	97,080	85·07	
1,88,156	14,299	6,399	7,900	4·20	4·20	6,218	1,682	..	18,177	44·75	
39,157	1,418	..	1,418	
1,42,522	23,712	35,275	-11,563	4,012	..	15,575	17,237	148·76	
28,915	28,305	15,751	12,554	43·42	43·42	940	11,614	..	8,962	55·65	
36,37,546	24,958	1,63,135	-1,38,177	46,863	..	1,85,040	61,696	853·64	
9,473	170	..	170	
2,92,97,542	15,96,198	15,88,361	7,837	0·03	0·03	8,57,648	..	8,49,811	7,57,207	99·51	
13,56,95,208	67,48,379	46,39,014	21,09,365	1·65	1·55	25,49,245	..	4,39,880	29,17,985	68·74	

following rates.—

1916-17 at 3·3252 per cent.

1917-18 at 5·49 per cent.

(T. E. No. 19 dated 15th December 1928.)

S. K. MEHTA,
Assistant Accounts Officer.

STATEMENT III-C.

Demands and Realizations during the Year 1927-28 in Sind.

Irrigation Works.		Balance of demands unrealized at commencement of Year.	Demands of Year.	Total.	Deduct—Remissions including Cash Refunds.	Net Total.	Deduct—Amount unrealized at close of Year.	Actual Total Receipts of Year.	Deduct—Share due to old Irrigation.	Total Revenue due to improvements.
1		2	3	4	5	6	7	8	9	10
<i>Productive.</i>		Rs.	Rs.	Rs.	Rs.	Rs.	Rs.	Rs.	Rs.	Rs.
Alibahar Canal.	Kacheri	217	29,126	29,343	..	29,343	283	29,060	17,505	11,555
Sarfrazwah	..	8,074	57,511	65,585	..	65,585	7,263	58,322	18,806	39,516
Ghar Canal	..	—661	9,50,810	9,50,149	291	9,49,858	—3	9,49,861	1,35,512	8,14,349
Great Marak Canal.	..	1,388	1,92,325	1,93,713	156	1,93,557	—717	1,94,274	59,437	1,34,837
Sukkur	do.	—339	2,46,429	2,46,090	79	2,46,011	257	2,45,754	84,806	1,60,948
Unharwah	..	848	2,12,822	2,13,670	..	2,13,670	780	2,12,890	..	2,12,890
Begari Canal	..	9,224	7,10,378	7,19,602	4,693	7,14,909	7,540	7,07,369	33,613	6,73,756
Desert	do.	—262	4,74,468	4,74,206	4,744	4,69,462	—892	4,70,354	..	4,70,354
Fuleli	do.	1,13,403	8,03,104	9,16,507	27,924	8,88,583	54,404	8,34,179	2,44,549	5,89,630
Naulakhi	do.	1,993	1,47,466	1,49,459	304	1,49,155	2,049	1,47,106	..	1,47,106
Pinyari	do.	9,029	1,75,798	1,84,827	9	1,84,818	79,517	1,05,301	..	1,05,301
Indus Right Bank	Canals	—445	51,164	50,719	1,081	49,638	—1,129	50,767	..	50,767
Indus Left Bank	Canals	—7,263	87,090	79,827	..	79,827	32,411	47,416	..	47,416
Sind Canal Branches	and	464	1,96,409	1,96,873	..	1,96,873	1,033	1,95,840	..	1,95,840
Rajib, Chithi and Garang	..	—14	61,713	61,699	..	61,699	160	61,539	..	61,539
Canals in Rohri	..	1,012	1,15,503	1,16,515	..	1,16,515	102	1,16,413	..	1,16,413
Western Nara and Pritchard	..	15,575	8,16,002	8,31,577	219	8,31,358	15,214	8,16,144	..	8,16,144
Phitta Canal	..	1,104	12,112	13,216	..	13,216	1,105	12,111	..	12,111

STATEMENT III-C—concl'd.

Irrigation Works.	Balance of demands unrealized at commencement of Year.	Demands of Year.	Total.	Deduct—Remissions including Cash Refunds.	Net Total.	Deduct—Amount unrealized at close of Year.	Actual Total Receipts of Year.	Deduct—Share due to old Irrigation.	Total Revenue due to improvements.
1	2	3	4	5	6	7	8	9	10
<i>Productive—contd.</i>	Rs.	Rs.	Rs.	Rs.	Rs.	Rs.	Rs.	Rs.	Rs.
Gharo Mahamudo..	4,728	1,63,834	1,68,562	510	1,68,052	3,307	1,64,745	..	1,64,745
Kari Shumali ..	8,998	79,345	88,343	..	88,343	7,894	80,449	..	80,449
Nasirwah ..	7,322	68,089	75,411	..	75,411	7,237	68,174	..	68,174
Indus Canals (other c a n a l s—Fuleli Canals Division).	3,976	55,119	59,095	864	58,231	11,698	46,533	..	46,533
Dambhro ..	1,351	42,317	43,668	..	43,668	2,118	41,550	..	41,550
Marviwah	16,537	16,537	..	16,537	1	16,536	..	16,536
Baghar Canal ..	1,781	73,921	75,702	6	75,696	1,974	73,722	..	73,722
Total, Productive ..	1,81,503	58,39,392	60,20,895	40,880	59,80,015	2,33,606	57,46,409	5,94,228	51,52,181
<i>Unproductive.</i>									
Eastern Nara Works.	20,212	4,48,273	4,68,485	109	4,68,376	12,861	4,55,515	3,444	4,52,071
Jainrao Canal ..	32,467	6,33,770	6,66,237	942	6,65,295	32,961	6,32,334	..	6,32,334
Hasanaliwah ..	1,985	35,404	37,389	40	37,349	3,371	33,978	5,916	28,062
Dad Canal ..	2,081	2,94,794	2,96,875	22	2,96,853	1,489	2,95,364	83,908	2,11,456
Nasrat do. ..	4,083	2,50,935	2,55,018	7	2,55,011	1,156	2,53,855	72,854	1,81,001
Sattah do. ..	—251	42,900	42,649	..	42,649	12,205	30,444	16,145	14,299
Kalri do. ..	2,801	23,958	26,759	..	26,759	3,047	23,712	..	23,712
Dadu do. ..	—1,370	28,305	26,935	..	26,935	—1,370	28,305	..	28,305
Mahiwah ..	306	1,35,512	1,35,818	..	1,35,818	363	1,35,455	1,10,497	24,958
Total, Unproduc- tive ..	62,314	18,93,851	19,56,165	1,120	19,55,045	66,083	18,88,962	2,92,764	15,96,198
Grand Total ..	2,43,817	77,33,243	79,77,060	42,000	79,35,060	2,99,689	76,35,371	8,86,992	67,48,379

S. K. MEHTA,
Assistant Accounts Officer.

STATEMENT

Statement showing the Financial Results of Irrigation Works in Sind
Principal Results of Operations for

Irrigation Works.	Capital outlay (direct and indirect) to end of year.	Revenue assessed						
		Direct Revenue.				Indirect Revenue—Land Revenue due to operation of Canal.		
		Occupier's rate.	Plan-tations.	Miscel-laneous.	Total.	Share of Land Revenue.	<small>4 % on 9/10ths of proceeds from sale of occupancy rights in waste or other lands up to end of year 1920-21 and at 5.85 % for subsequent years.</small>	Total.
1	2	3	4	5	6	7	8	9
PRODUCTIVE.	Rs.	Rs.	Rs.	Rs.	Rs.	Rs.	Rs.	Rs.
Alibahar Kacheri Canal.	1,07,169	751	..	1,390	2,141	26,139	846	26,985
Sarfrazwah ..	1,24,680	2,570	63	2,836	5,469	50,629	1,413	52,042
Ghar Canal ..	6,78,303	8,685	176	13,551	22,412	9,20,651	7,747	9,28,398
Great Marak Canal.	4,58,028	3,322	98	9,186	12,606	1,76,036	3,683	1,79,719
Sukkur Canal ..	14,84,574	1,966	43	11,645	13,654	2,31,869	907	2,32,775
Unharwah ..	8,01,355	260	40	1,571	1,871	2,07,525	3,426	2,10,951
Begari Canal ..	24,77,798	34,860	10	10,544	45,414	6,54,142	10,822	6,64,964
Desert Canal ..	27,55,056	1,03,011	90	5,185	1,08,286	3,63,461	2,721	3,66,182
Fuleli Canal ..	32,40,437	78,289	134	35,562	1,13,985	6,60,694	28,425	6,89,119
Naulakhi Canal ..	1,35,678	985	..	577	1,562	1,45,153	751	1,45,904
Pinyari Canal ..	12,46,271	1,505	543	2,105	4,153	1,65,823	5,822	1,71,645
Indus Canals Right Bank ..	90,973	586	..	972	1,558	47,263	2,343	49,606
Indus Canals Left Bank ..	2,67,886	161	..	2,046	2,207	82,257	2,626	84,883
Sind Canal and Branches ..	8,34,556	3,222	..	3,272	6,494	1,80,750	9,165	1,89,915
Rajib Chitti and Garang ..	2,86,824	833	..	469	1,302	58,393	2,018	60,411
Canals in Rohr i..	1,73,010	2,198	..	2,411	4,609	1,06,189	4,705	1,10,894
Western Nara and Pritchard..	22,97,134	7,250	730	10,406	18,386	7,85,152	12,464	7,97,616
Phita Canal ..	26,136	361	361	11,248	503	11,751
Gharo Mahamudo.	1,09,785	6,097	23	3,928	10,048	1,50,919	2,867	1,53,786

IV-C.

for the year 1927-28 based on the Assessment of the year.
the year ended 31st March 1928.

during the year.				Working expenses.			Net revenue of the year.		
Deduct— Re- funds of Re- venue	Grand Total.	Deduct— Share due to old Irriga- tion.	Total Revenue due to Improve- ments.	Total charges, Direct and Indirect.	Deduct— Old mainte- nance charges.	Total— Working expenses on im- prove- ments.	Total.	Due to Improve- ments.	Percen- tage on Capital Outlay to end of year (Im- prove- ments only).
10	11	12	13	14	15	16	17	18	19
Rs.	Rs.	Rs.	Rs.	Rs.	Rs.	Rs.	Rs.	Rs.	
..	29,126	17,505	11,621	16,574	9,266	7,308	12,552	4,313	4.02
..	57,511	18,806	38,705	25,842	7,821	18,021	31,669	20,684	16.59
279	9,50,531	1,35,512	8,15,019	4,82,593	18,841	4,63,752	4,67,938	3,51,267	51.79
156	1,92,169	59,437	1,32,732	83,837	23,405	60,432	1,08,332	72,300	15.79
79	2,46,350	84,806	1,61,544	1,89,466	13,362	1,76,104	56,884	—14,560	(b)
..	2,12,822	..	2,12,822	92,239	..	92,239	1,20,583	1,20,583	15.05
2,167	7,08,211	33,613	6,74,598	4,76,820	8,759	4,68,061	2,31,391	2,06,537	8.34
270	4,74,198	..	4,74,198	2,37,147	..	2,37,147	2,37,051	2,37,051	8.60
2,015	8,01,089	2,44,549	5,56,540	3,77,675	1,16,361	2,61,314	4,23,414	2,95,226	9.11
304	1,47,162	..	1,47,162	1,12,492	..	1,12,492	34,670	34,670	25.55
9	1,75,789	..	1,75,789	1,41,403	..	1,41,403	34,386	34,386	2.84
..	51,164	..	51,164	42,678	..	42,678	8,486	8,486	9.33
..	87,090	..	87,090	61,445	..	61,445	25,645	25,645	9.57
..	1,96,409	..	1,96,409	99,836	..	99,836	96,573	96,573	11.57
..	61,713	..	61,713	36,057	..	36,057	25,656	25,656	8.94
..	1,15,503	..	1,15,503	1,00,352	..	1,00,352	15,151	15,151	8.76
65	8,15,937	..	8,15,937	3,91,764	..	3,91,764	4,24,173	4,24,173	18.47
..	12,112	..	12,112	5,313	..	5,313	6,799	6,799	26.01
507	1,63,327	..	1,63,327	78,185	..	78,185	85,142	85,142	77.55

STATEMENT

Irrigation Works.	Capital outlay (direct and indirect) to end of year.	Revenue assessed							
		Direct Revenue.				Indirect Revenue—Land Revenue due to operation of Canal.			
		Occupier's rate.	Plantations.	Miscellaneous.	Total.	Share of Land Revenue.	4 % on 9/10ths of proceeds from sale of occupancy rights in waste or other lands up to end of year 1920-21 and at 5.85 % for subsequent years.	Total.	
1	2	3	4	5	6	7	8	9	
PRODUCTIVE— <i>cont d.</i>	Rs.	Rs.	Rs.	Rs.	Rs.	Rs.	Rs.	Rs.	Rs.
Kari Shumali ..	15,793	3,170	9	1,630	4,809	71,150	3,386	74,536	
Nasirwah ..	47,157	430	32	1,504	1,966	64,302	1,821	66,123	
Indus Canals (other Canals Fuleli Canals Division).	1,15,928	4,936	..	505	5,441	48,239	1,439	49,578	
Dambhro ..	51,818	976	..	142	1,118	40,670	529	41,199	
Marviwah ..	9,737	7	7	15,640	890	16,530	
Baghar Canal ..	7,63,945	1,488	95	212	1,795	70,343	1,783	72,126	
Total, Productive.	1,86,00,031	2,67,551	2,086	1,22,017	3,91,654	53,34,636	1,13,102	54,47,738	
UNPRODUCTIVE.									
Eastern Works, Nara	85,64,543	2,630	1,024	12,955	16,609	4,25,271	6,393	4,31,664	
Jamrao Canal ..	98,89,385	2,248	36,628	22,180	61,056	4,94,372	78,342	5,72,714	
Hasanaliwah ..	3,11,548	1,102	..	2,419	3,521	30,792	1,091	31,883	
Dad Canal ..	27,10,274	3,135	383	2,311	5,829	2,79,777	9,188	2,88,965	
Nasrat Canal ..	18,84,585	309	217	1,629	2,155	2,34,270	14,510	2,48,780	
Sattah Canal ..	1,88,156	61	..	202	263	41,510	1,127	42,637	
Kalri Canal ..	1,01,572	213	..	583	796	22,499	663	23,162	
Dadu Canals ..	28,915	1,025	1,025	26,727	553	27,280	
Mahiwah ..	14,57,497	2,286	..	3,682	5,968	1,24,940	4,604	1,29,544	
Total, Unproductive ..	2,51,36,475	11,984	38,252	46,986	97,222	16,80,158	1,16,471	17,96,629	
Grand Total ..	4,37,36,506	2,79,535	40,338	1,69,003	4,88,876	70,14,794	2,29,573	72,44,367	

(a) The amount of Rs. 5 on account of refunds of revenue is deducted

(b) No percentage is calculated as the net revenue

IV-C—concl'd.

during the year.			Working expenses.				Net revenue of the year.		
Deduct Refunds of Revenue	Grand Total.	Deduct Share due to old Irrigation.	Total Revenue due to Improvements.	Total charges, Direct and Indirect.	Deduct Old maintenance charges.	Total Working expenses on improvements.	Total.	Due to Improvements.	Percentage on Capital Outlay to end of year (Improvements only).
10	11	12	13	14	15	16	17	18	19
Rs.	Rs.	Rs.	Rs.	Rs.	Rs.	Rs.	Rs.	Rs.	
..	79,345	..	79,345	36,832	..	36,832	42,513	42,513	269.19
..	68,089	..	68,089	36,939	..	36,939	31,150	31,150	66.06
..	55,119	..	55,119	54,595	..	54,595	524	524	0.45
..	42,317	..	42,317	13,252	..	13,252	29,065	29,065	56.09
..	16,537	..	16,537	10,977	..	10,977	5,560	5,560	57.10
6	73,915	..	73,915	44,155	..	44,155	29,760	29,760	3.90
5,857	58,33,535	5,94,228	52,39,307	32,48,468	1,97,815	30,50,653	25,85,067	21,88,654	11.77
109	4,48,164	3,444	4,44,720	4,50,331	344	4,49,987	—2,167	—5,267	(b)
510	6,33,260	..	6,33,260	5,49,072	..	5,49,072	84,188	84,188	0.85
..	35,404	5,916	29,488	36,639	3,458	33,181	—1,235	—3,693	(b)
22	2,94,772	(a)83,908	2,10,864	2,26,782	45,209	1,81,573	67,990	29,291	1.08
7	2,50,928	72,854	1,78,074	1,73,796	19,808	1,53,988	77,132	24,086	1.28
..	42,900	16,145	26,755	15,617	9,218	6,399	27,283	20,356	10.82
..	23,958	..	23,958	35,275	..	35,275	—11,317	—11,317	(b)
..	28,305	..	28,305	15,751	..	15,751	12,554	12,554	43.41
..	1,35,512	1,10,497	25,015	1,84,415	21,280	1,63,135	—48,903	—1,38,120	(b)
648	18,93,203	2,92,764	16,00,439	16,87,678	99,317	15,88,361	2,05,525	12,078	0.05
6,505	77,26,738	8,86,992	68,39,746	49,36,146	2,97,132	46,39,014	27,90,592	22,00,732	5.03

from gross revenue Rs. 83,913 and net revenue shown here.
against the work is a minus figure.

S. K. MEHTA,
Assistant Accounts Officer.

General Abstract of Financial Results of

				PRO		
				Alibahar Kacheri Canal.	Sarfranzwah.	Ghar Canal.
<i>Capital Outlay.</i>				Rs.	Rs.	Rs.
During the year	{ Direct Indirect
	
	Total
To end of year	{ Direct Indirect	1,03,430	1,18,559	6,43,570		
		3,739	6,121	34,733		
	Total ..	1,07,169	1,24,680	6,78,303		
<i>Gross Revenue—(Less refunds.)</i>						
During the year	{ Direct Indirect	2,165	5,295	22,012		
		9,390	34,221	7,92,337		
	Total ..	11,555	39,516	8,14,349		
To end of year	{ Direct Indirect	45,682	1,28,162	7,24,173		
		3,95,675	14,29,616	3,78,98,558		
	Total ..	4,41,357	15,57,778	3,86,22,731		
<i>Working Expenses.</i>						
During the year	{ Direct Indirect	7,262	17,905	4,60,443		
		46	116	3,309		
	Total ..	7,308	18,021	4,63,752		
To end of year	{ Direct Indirect	1,06,614	7,93,883	1,10,53,992		
		5,281	29,696	2,63,107		
	Total ..	1,11,895	8,23,579	1,13,17,099		

Irrigation Works in Sind for, and to end of, 1927-28.

DUCTIVE.

Great Marak.	Sukkur Canal.	Unharwah.	Begari Canal.	Desert Canal.	Fuleli Canal.	Naulakhi Canal.
Rs.	Rs.	Rs.	Rs.	Rs.	Rs.	Rs.
....	21,474
....	309
....	21,783
4,41,387	14,21,461	7,80,140	23,98,462	26,74,305	31,20,297	1,31,640
16,641	63,113	21,215	79,336	80,751	1,20,140	4,038
4,58,028	14,84,574	8,01,355	24,77,798	27,55,056	32,40,437	1,35,678
14,299	12,883	1,939	42,191	1,04,172	1,28,257	1,202
1,20,538	1,48,065	2,10,951	6,31,565	3,66,182	4,61,373	1,45,904
1,34,837	1,60,948	2,12,890	6,73,756	4,70,354	5,89,630	1,47,106
2,23,214	1,69,104	41,171	17,27,685	30,51,507	24,56,922	7,054
42,39,924	72,14,392	62,07,330	2,13,12,471	1,06,76,325	2,53,72,090	9,00,591
44,63,138	73,83,496	62,48,501	2,30,40,156	1,37,27,832	2,78,29,012	9,07,645
60,052	1,74,775	91,605	4,64,653	2,35,435	2,59,701	1,11,728
380	1,329	634	3,408	1,712	1,613	764
60,432	1,76,104	92,239	4,68,061	2,37,147	2,61,314	1,12,492
14,54,181	38,59,343	21,01,146	89,36,771	56,76,682	1,13,12,954	3,55,241
52,159	1,04,216	42,880	2,21,058	1,34,809	3,81,184	10,905
15,06,340	39,63,559	21,44,026	91,57,829	58,11,491	1,16,94,138	3,66,146

General Abstract of Financial Results of

				PRO		
				Alibahar Kacheri Canal.	Sarfranzwah.	Ghar Canal.
				Rs.	Rs.	Rs.
<i>Net Revenue.</i>						
During the year	4,247	21,495	3,50,597
To end of the year	3,29,462	7,34,199	2,73,05,632
<i>Simple Interest.</i>						
During the year	5,176	3,942	23,459
To end of the year	80,043	2,45,632	10,93,671
<i>Net profit after paying Interest.</i>						
During the year	-929	17,553	3,27,138
To end of the year	2,49,419	4,88,567	2,62,11,961

Irrigation Works in Sind for, and to end of, 1927-28—contd.

DUCTIVE.						
Great Marak.	Sukkur Canal.	Unharwah.	Begari Canal	Desert Canal.	Fuleli Canal.	Naulakhi Canal.
Rs.	Rs.	Rs.	Rs.	Rs.	Rs.	Rs.
74,405	—15,156	1,20,651	2,05,695	2,33,207	3,28,316	34,614
29,56,798	34,19,937	41,04,475	1,38,82,327	79,16,341	1,61,34,874	5,41,499
19,741	48,494	26,203	80,319	89,649	1,29,053	5,074
5,18,137	29,35,296	9,64,688	38,25,240	35,65,376	37,40,834	25,659
54,664	—63,650	94,448	1,25,376	1,43,558	1,99,263	29,540
24,38,661	4,84,641	31,39,787	1,00,57,087	43,50,965	1,23,94,040	5,15,840

General Abstract of Financial Results of

				PRO		
				Pinyari Canal.	Indus Canals, Right Bank.	Indus Canals, Left Bank.
				Rs.	Rs.	Rs.
<i>Capital Outlay.</i>						
During the year	{	Direct	14,167	2,195	6,889
		Indirect	60	18	55
			Total ..	14,227	2,213	6,944
To end of year	{	Direct	12,11,663	89,122	2,61,862
		Indirect	34,608	1,851	6,024
			Total ..	12,46,271	90,973	2,67,886
<i>Gross Revenue—(Less refunds.)</i>						
During the year	{	Direct	3,074	1,985	4,161
		Indirect	1,02,227	48,782	43,255
			Total ..	1,05,301	50,767	47,416
To end of year	{	Direct	27,433	7,579	15,916
		Indirect	13,32,529	3,47,293	5,59,575
			Total ..	13,59,962	3,54,872	5,75,491
<i>Working Expenses.</i>						
During the year	{	Direct	1,40,323	42,361	60,977
		Indirect	1,080	317	468
			Total ..	1,41,403	42,678	61,445
To end of year	{	Direct	10,63,880	1,98,866	3,90,740
		Indirect	25,484	4,012	8,435
			Total ..	10,89,364	2,02,878	3,99,175

Irrigation Works in Sind for, and to end of, 1927-28—contd.

DUCTIVE—contd.

Sind Canal and Branches.	Rajib, Chitti and Garang.	Canals in Rohri.	Western Nara and Pritchard.	Phitta Canal.	Gharo Mahamudo.	Kari Shumali.
Rs.	Rs.	Rs.	Rs.	Rs.	Rs.	Rs.
....	-23,978	1,22,271
....	-192	981
....	-24,170	1,23,252
8,24,141	2,82,206	1,69,693	22,43,471	25,570	1,06,040	15,191
10,415	4,618	3,317	53,663	566	3,745	602
8,34,556	2,86,824	1,73,010	22,97,134	26,136	1,09,785	15,793
5,797	1,127	5,485	18,054	361	10,562	6,036
1,90,043	60,412	1,10,928	7,98,090	11,750	1,54,183	74,413
1,95,840	61,539	1,16,413	8,16,144	12,111	1,64,745	80,449
33,039	6,657	26,873	79,936	1,347	39,468	16,783
15,25,449	5,05,371	8,65,689	41,25,123	59,627	7,83,942	3,76,710
15,58,488	5,12,028	8,92,562	42,05,059	60,974	8,23,410	3,93,493
99,129	35,799	99,606	3,89,027	5,276	77,679	36,594
707	258	746	2,737	37	506	238
99,836	36,057	1,00,352	3,91,764	5,313	78,185	36,832
5,73,855	1,49,978	7,31,208	19,62,024	23,882	4,36,530	1,89,436
11,130	2,478	16,872	37,962	464	16,384	6,629
5,84,985	1,52,456	7,48,080	19,99,986	24,346	4,52,914	1,96,065

General Abstract of Financial Results of

				PRO		
				Pinyari.	Indus Canals, Right Bank.	Indus Canals, Left Bank.
				Rs.	Rs.	Rs.
<i>Net Revenue.</i>						
During the year	—36,102	8,089	—14,029
To end of the year	2,70,598	1,51,994	1,76,316
<i>Simple Interest.</i>						
During the year	55,334	3,917	9,667
To end of the year	2,59,723	23,600	56,973
<i>Net profit after paying Interest.</i>						
During the year	—91,436	4,172	—23,696
To end of the year	10,875	1,28,394	1,19,343

Irrigation Works in Sind for, and to end of, 1927-28—contd.

DUCTIVE—contd.

Sind Canal and Branches.	Rajib, Chitti and Garang.	Canals in Rohri.	Western Nara and Pritchard.	Phitta Canal.	Gharo Mahamudo.	Kari Shumali.
Rs.	Rs.	Rs.	Rs.	Rs.	Rs.	Rs.
96,004	25,482	16,061	4,24,380	6,798	86,560	43,617
9,73,503	3,59,572	1,44,482	22,05,073	36,628	3,70,496	1,97,428
29,721	10,065	7,438	77,674	873	3,814	613
1,78,708	58,236	46,396	3,58,441	4,373	19,189	3,109
66,283	15,417	8,623	3,46,706	5,925	82,746	43,004
7,94,795	3,01,336	98,086	18,46,632	32,255	3,51,307	1,94,319

General Abstract of Financial Results of

				PRO		
				Nasirwah.	Indus Canals (other Canals, Fuleli Canals Division.)	Dambhro.
<i>Capital Outlay.</i>				Rs.	Rs.	Rs.
During the year	{ Direct Indirect	
		
	Total	
To end of year	{ Direct Indirect	45,640	1,12,485	50,514	
		1,517	3,443	1,304	
	Total	47,157	1,15,928	51,818	
<i>Gross Revenue—(Less refunds.)</i>						
During the year	{ Direct Indirect	1,635	1,044	337	
		66,539	45,489	41,213	
	Total	68,174	46,533	41,550	
To end of year	{ Direct Indirect	6,515	7,136	2,235	
		3,56,731	3,47,802	1,94,240	
	Total	3,63,246	3,54,938	1,96,475	
<i>Working Expenses.</i>						
During the year	{ Direct Indirect	36,696	54,217	13,172	
		243	378	80	
	Total	36,939	54,595	13,252	
To end of year	{ Direct Indirect	1,83,276	2,60,592	77,794	
		6,542	9,543	2,979	
	Total	1,89,818	2,70,135	80,773	

Irrigation Works in Sind for, and to end of, 1927-28—contd.

DUCTIVE—concl'd.					UNPRODUCTIVE	
Marviwah.	Baghar Canal.	Lloyd Bar- rage and Canals Con- struction.	Garkino Canal.	Total Productive.	Eastern Nara Works.	Jamrao Canal.
Rs.	Rs.	Rs.	Rs.	Rs.	Rs.	Rs.
....	21,819	2,48,51,491	187	2,50,16,515	22,995	25,387
....	175	3,73,563	162	3,75,131	184	201
....	21,994	2,52,25,054	349	2,53,91,646	23,179	25,588
9,507	7,45,554	8,17,36,500	1,30,970	9,98,93,380	82,68,374	95,95,986
230	18,391	20,16,004	7,270	25,97,402	2,96,169	2,93,399
9,737	7,63,945	8,37,52,504	1,38,247	10,24,90,782	85,64,543	98,89,385
7	2,218	3,96,298	16,725	65,918
16,529	71,504	47,55,883	4,35,346	5,66,416
16,536	73,722	51,52,181	4,52,071	6,32,334
61	17,143	88,62,795	15,37,699	14,79,426
80,393	4,63,303	12,75,70,749	2,56,22,982	1,85,31,660
80,454	4,80,446	13,64,33,544	2,71,60,681	2,00,11,086
10,897	43,838	30,29,150	4,47,357	5,46,306
80	317	21,503	2,630	2,766
10,977	44,155	30,50,653	4,49,987	5,49,072
70,132	2,75,607	5,22,38,607	1,16,14,450	1,06,55,657
1,472	6,959	14,02,640	4,17,058	5,67,882
71,604	2,82,566	5,36,41,247	1,20,31,508	1,12,23,539

General Abstract of Financial Results of

	PRO		
	Nasirwah.	Indus Canals (other Canals, Fuleli Canals Division).	Dambhro.
<i>Net Revenue.</i>	Rs.	Rs.	Rs.
During the year	31,235	-8,062	28,298
To end of the year	1,73,428	84,803	1,15,702
<i>Simple Interest.</i>			
During the year	1,728	4,653	1,733
To end of the year	8,726	23,471	8,688
<i>Net profit after paying Interest.</i>			
During the year	29,507	-12,715	26,565
To end of the year	1,64,702	61,332	1,07,014

Irrigation Works in Sind for, and to end of, 1927-28—contd.

DUCTIVE—concl'd.					UNPRODUCTIVE.	
Marviwah.	Baghar Canal.	Lloyd Bar- rage and Canals Cons- truction.	Garkino Canal.	Total Produc- tive.	Eastern Nara Works.	Jamrao Canal.
Rs.	Rs.	Rs.	Rs.	Rs.	Rs.	Rs.
5,559	29,567	21,01,528	2,084	83,262
8,850	1,97,880	8,27,92,297	1,51,29,173	87,87,547
316	35,467	10,10,289	7,185	16,91,597	2,99,731	3,40,288
1,580	1,27,186	38,75,901	30,983	2,20,79,859	1,29,34,079	90,38,976
5,243	-5,900	-10,10,289	-7,185	4,09,931	-2,97,647	-2,57,026
7,270	70,694	-38,75,901	-30,983	6,07,12,438	21,95,094	-2,51,429

General Abstract of Financial Results of

				UNPRO-		
				Hasanaliwah.	Dad Canal.	Nasrat Canal.
				Rs.	Rs.	Rs.
<i>Capital Outlay.</i>						
During the year	{	Direct	538	11,910	17,710
		Indirect	88	131
			Total	538	11,998	17,841
To end of year	{	Direct	2,96,463	26,15,158	18,26,178
		Indirect	15,085	95,116	58,407
			Total	3,11,548	27,10,274	18,84,585
<i>Gross Revenue—(Less refunds.)</i>						
During the year	{	Direct	3,895	4,402	1,307
		Indirect	24,167	2,07,054	1,79,694
			Total	28,062	2,11,456	1,81,001
To end of year	{	Direct	18,913	59,676	19,168
		Indirect	9,33,427	45,17,164	39,91,273
			Total	9,52,340	45,76,840	40,10,441
<i>Working Expenses.</i>						
During the year	{	Direct	33,000	1,80,626	1,53,156
		Indirect	181	947	832
			Total	33,181	1,81,573	1,53,988
To end of year	{	Direct	5,71,089	29,85,106	31,14,254
		Indirect	20,677	95,122	95,249
			Total	5,91,766	30,80,228	32,09,503

Irrigation Works in Sind for, and to end of, 1927-28—concl'd.

DUCTIVE—cont'd.

Sattah Canal.	Seharwah.	Kalri Canal.	Dadu Canals.	Mahiwah.	Naulakhi (abandoned project).	Total Unproductive.
Rs.	Rs.	Rs.	Rs.	Rs.	Rs.	Rs.
....	78,540
....	604
....	79,144
1,81,886	25,830	98,514	28,249	13,98,177	5,112	2,43,39,927
6,270	526	3,058	666	59,320	33	8,28,049
1,88,156	26,356	1,01,572	28,915	14,57,497	5,145	2,51,67,976
334	583	1,025	4,449	98,638
13,965	23,129	27,280	20,509	14,97,560
14,299	23,712	28,305	24,958	15,96,198
2,621	3,520	2,942	59,187	31,83,152
3,74,250	2,50,588	1,47,525	13,65,449	5,57,34,318
3,76,871	2,54,108	1,50,467	14,24,636	5,89,17,470
6,352	35,005	15,638	1,61,848	15,79,288
47	270	113	1,287	9,073
6,399	35,275	15,751	1,63,135	15,88,361
2,20,705	2,68,650	1,08,166	23,50,109	3,18,88,186
3,311	6,485	2,538	50,484	12,58,806
2,24,016	2,75,135	1,10,704	24,00,593	3,31,46,992

General Abstract of Financial Results of

	UNPRO-		
	Hasanaliwah.	Dad Canal.	Nasrat Canal.
<i>Net Revenue.</i>	Rs.	Rs.	Rs.
During the year	—5,119	29,883	27,013
To end of the year	3,60,574	14,96,612	8,00,938
<i>Simple Interest.</i>			
During the year	9,985	87,467	60,556
To end of the year	2,40,761	23,54,564	15,82,995
<i>Net profit after paying Interest.</i>			
During the year	—15,104	—57,584	—33,543
To end of the year	1,19,813	—8,57,952	—7,82,057

*Irrigation Works in Sind for, and to end of, 1927-28—contd.*DUCTIVE—*cancl.*

Sattah Canal.	Seharwah.	Kalri Canal.	Dadu Canals.	Mahiwah.	Naulakhi (abandoned project).	Total Unproductive.
Rs.	Rs.	Rs.	Rs.	Rs.	Rs.	Rs.
7,900	- 11,563	12,554	-1,38,177	7,837
1,52,855	-21,027	39,763	-9,75,957	2,57,70,478
6,218	1,418	4,012	940	46,863	170	8,57,648
1,39,956	12,801	19,923	4,700	12,04,092	4,328	2,75,37,175
1,682	-1,418	-15,575	11,614	-1,85,040	-170	-8,49,811
12,899	-12,801	-40,950	35,063	-21,80,049	-4,328	-17,66,697

GENERAL ABSTRACT OF FINANCIAL RESULTS OF IRRIGATION
WORKS IN SIND FOR, AND TO END OF, 1927-28—contd.

*Expenditure on and receipts from Agricultural Works for which
neither Capital nor Revenue Accounts are kept*

	Expendi- ture	Receipts		Expendi- ture	Receipts
	Rs.	Rs.	Karachi Canals Division —contd.	Rs.	Rs.
<i>Karachi Canals Division</i>					
Raising and strengthening Panah Baghar Bund—Works	38,827	..	Belo Garko Tanha loop—Repairs	36,476	..
Raising and strengthening Sonda Hilaya Bund—Works	16,961	..	New Abad Marko loop—Repairs	1,86,820	..
Constructing a connecting Bund from Dumani East Baphi Left Bank Baghar to Hala Manda Baphi Right Bank Baghar—Works	24,801	..	Bunds Right Bank—Repairs	50,682	..
Raising Belo Garko Baphi Right Bank Baghar—Works	52,953	..	Bunds Left Bank—Repairs.	1,00,589	..
Raising and strengthening Mulchand Shahabunder Bund—Works	42,951	..	Excavating the proposed river cut of Mulchand Shahabunder Bund—Repairs	10,498	..
Constructing new double muharis and cross fences along Bunds Right Bank.	10,054	..	Suttah Canal—Works	1,994	..
Raising and strengthening Baghar Uchito Bund—Works	26,289	..	Suttah Canal—Repairs	4,267	..
Raising and strengthening Kokewari Bund—Works.	21,034	..	Establishment	1,41,871	..
Constructing new double Muharis along Left Bank Bund—Works	8,139	..	Tools and Plant	3,742	..
Extension of Khanto Tail Embankment—Works	9	..	Pensionary charges	19,862	..
Providing trellis work to 2nd class Bungalow on Kokewari Bund—Works.	68	..	Share of collection charges	1,832	..
Constructing 1st class Inspection Bungalow with outhouses at Kotanno—Works	303	..	Direct receipts	2,378
Improvements to Daroga's Landhi Rante mile 25—Works	4,225	..	Irrigation share of consolidated revenue	27,864
Providing trellis work to the 2nd class Bungalow at Khanto Tail Embankment extension—Work	410	..	4 per cent. on 9/10ths of proceeds from sale of occupancy rights in lands up to 1920-21 and thereafter at the average rate of 5·49 per cent.	674
Raising and strengthening Sharkhani Bund—Works.	1,375	..			
Constructing New Sonda Taraki Loop behind Sonda Hilaya Bund—Repairs	29,827	..	Total, Karachi Canals Division	8,36,859	30,916
			<i>Ghar Canals Division</i>		
			Raising and strengthening Saidabad Jhalli Bund—Works	466	..
			Ghar Bunds—Repairs	30,112	..
			Special repairs to P. W. Inspection Bungalow at Ayo-gogath—Repairs	54	..
			Constructing proposed new loop behind Agani Bund—Repairs	41,736	..
			Sukkur Canal—Repairs	4,021	..
			Ghar Canal—Repairs	4,135	..
			Establishment	17,052	..
			Tools and Plant	407	..
			Pensionary charges	2,387	..
			Share of collection charges.	22,057	..

Expenditure on and receipts from Agricultural Works, etc.—contd.

	Expenditure	Receipts		Expenditure	Receipts
	Rs.	Rs.		Rs.	Rs.
<i>Ghar Canals Division</i> —contd.			<i>Begari Canals Division</i> —contd.		
Direct Receipts	4,096	Special repairs to P. W. D. Bungalow at Gouspur—		
Irrigation share of consolidated revenue	2,20,723	Repairs	457	..
4 per cent. on 9/10ths of proceeds from sale of occupancy rights in lands up to 1920-21 and thereafter at the average rate of 5·49 per cent.	36	Special repairs to bank shed at Mirokhan—Repairs	31	..
Deduct—Refunds of revenue	24	Special repairs to office quarters at Tori—Repairs	275	..
Total, Ghar Canals Division ..	1,22,427	2,24,831	Special repairs to 1st class Bungalow at Goraghar—Repairs	346	..
			Special repairs to 1st class Bungalow at Tori—Repairs	103	..
<i>Karachi Buildings Division</i>			Special repairs to Signaller's quarters at Badami—Repairs	67	..
Making survey on the Indus River Works ..	7,175	..	Replacing pumping engines along Kashmore Bund—Repairs	3,282	..
Establishment ..	1,517	..	Begari Canal—Repairs ..	5,383	..
Tools and Plant ..	40	..	Establishment ..	20,109	..
Pensionary charges ..	212	..	Tools and Plant ..	535	..
Total, Karachi Buildings Division ..	8,944	..	Pensionary charges ..	2,815	..
			Share of collection charges ..	3,979	..
			Direct Receipts	3,023
			Irrigation share of consolidated revenue	43,886
			4 per cent. on 9/10ths proceeds from sale of occupancy rights in lands up to 1920-21 and thereafter at the average rate 5·49 per cent.	407
<i>Begari Canals Division</i>			Deduct—Refunds of revenue
Providing one Myer's self oiling Bulldozer power and hand pump for filling tank of pumping engine at Choi on Kashmore Bund—Works ..	106	..	Total, Begari Canals Division ..	1,27,848	47,316
Constructing a toe wall at Left Bank cut along Begari—Works ..	19,755	..			
Constructing armco culvert pipe on Gouspur loop to serve as road way ..	227	..	<i>Western Nara Division</i>		
Constructing a pumping engine house and driver's quarters at Choi—Works ..	6,886	..	Providing an armco culvert at Aral Crossing—Works ..	1,575	..
Additions and alterations in the stair case of the Inspection Bungalow for storage of petrol on Kashmore Bund—Works ..	29	..	Sand coring Abad Loop Bund—Works ..	980	..
Kashmore Bund—Repairs ..	63,463	..	Raising and strengthening Western Nara Bunds—Works	4,962	..
			Sand coring of Nara Bunds—Works	1,678	..
			Nara Bunds—Repairs ..	64,532	..

Expenditure on and receipts from Agricultural Works, etc.—contd.

	Expenditure	Receipts		Expenditure	Receipts
	Rs.	Rs.		Rs.	Rs.
<i>Western Nara Division—contd.</i>			<i>Shikarpur Canals Division—contd.</i>		
Construction of proposed Mangulito Nara Bunds—Repairs	7,174	..	Constructing a sluice in the new feeder to Sind Canal—Works	3,007	..
Special repairs to Daroga's Landhi at Sita village—Repairs	89	..	Bunds in the Shikarpur Canals Division—Repairs	60,646	..
Excavating additional trench along Magsi-bund in Pritchard Sub-Division—Repairs ..	1,500	..	Recording flood through Railway opening between Rohri and Reti Ghotki floods—Repairs ..	333	..
Excavating trench in the front slope of Nara bunds—Repairs	499	..	Kasimpur Bund—Repairs.	234	..
Wahurwah—Repairs ..	9,000	..	Lining out, levelling and jungle cutting for the new alignment for constructing a new loop behind Satabani Loop ..	91	..
Canals North of Kotri ..	20,626	..	Constructing a trenching bund to the Satabani Loop and sand coring the weak portions of the loop bund. Sukkur Begari Bund ..	246	..
Excavating new mouth to Dhand to feed Chandan and Sadabahar—Repairs.	2,460	..	Providing sand trenches along the trenching bund of the Arain Loop ..	9,987	..
New feeder—Repairs ..	15,968	..	Providing wetting karias through barrow pits along Sukkur Begari Bund ..	1,997	..
Aral—Repairs	2,038	..	Recoveries of land compensation and pumping plant for wetting the Satabani Loop	—969	..
Taking discharges of Aral by Indus River Commission—Repairs	180	..	Providing sand trenches along the Arain Loop..	11,197	..
Establishment	28,181	..	Mahiwah—Works	88	..
Tools and Plant	750	..	Mahiwah—Repairs	10,087	..
Pensionary charges	3,945	..	Establishment	53,569	..
Share of collection charges.	3,841	..	Tools and Plant	1,398	..
Direct Receipts	4,359	Pensionary charges	7,500	..
Irrigation share of consolidated revenue	62,962	Share of collection charges.	10,264	..
4 per cent. 9/10ths proceeds from sale of occupancy rights in lands up to 1920-21 and thereafter at the average rate of 5·49 per cent.	644	Direct Receipts	8,060
Deduct—Refunds of revenue	18	Irrigation share of consolidated revenue	1,31,900
Total, Western Nara Division ..	1,69,978	67,947	4 per cent. on 9/10ths proceeds from sale of occupancy rights in lands up to 1920-21 and thereafter at the average rate of 5·49 per cent.	1,784
<i>Shikarpur Canals Division</i>			Total, Shikarpur Canals Division ..	3,26,065	1,41,744
Taking over Rajana Nabishah bund and reconditioning it—Works ..	32,212	..			
Soaking Arain Loop and providing trenching Bund to Arain Loop—Works	1,23,983	..			
Additional furniture in the P. W. Inspection Bungalow of Sukkur Begari Bund—Works	195	..			

Expenditure on and receipts from Agricultural Works, etc.—contd.

	Expenditure	Receipts		Expenditure	Receipts
	Rs.	Rs.		Rs.	Rs.
<i>Eastern Nara Division</i>			<i>Nasrat Canals Division</i> —contd.		
Nara Canals	Pensionary charges ..	9,961	..
Establishment	Share of collection charges ..	14,925	..
Tools and Plant	Direct Receipts	3,703
Pensionary charges	Irrigation share of consolidated revenue	1,82,384
Share of collection charges ..	344	..	4 per cent. on 9/10ths proceeds from sale of occupancy rights in lands up to 1920-21 and thereafter at 5·49 per cent.	2,155
Direct Receipts	Deduct—Refunds of Revenue	5
Irrigation share of consolidated revenue	3,444	Total, Nasrat Canals Division	3,42,264	1,88,237
4 per cent. on 9/10ths proceeds from sale of occupancy rights in lands up to 1920-21 and thereafter at the average rate of 5·49 per cent.	<i>Fuleli Canals Division</i>		
Deduct—Refunds of Revenue	2,836	Raising and strengthening Budka Loop—Works ..	24,800	..
Total, Eastern Nara Division	344	608	Raising and strengthening 1st mile Loop—Works ..	17,894	..
<i>Nasrat Canals Division</i>			Raising and strengthening Hajipur Bund—Works ..	75,124	..
Constructing proposed left bank bund line including special tools and plant—Works	1,54,437	..	Excavating a Karia and constructing a sluice over it crossing Hajipur Bund ..	9,382	..
Raising Navlakhi Dad Bund to bring it to Standard Section	2,443	..	Constructing rubble stone pitching on Jamshora Bund	6,137	..
Payment of land compensation for raising Navlakhi Dad Bund	6,044	..	Dry stone pitching along Hajipur Bund	5,661	..
Providing sanitary utensils in Bungalow at Mehrab (at Mehrab and Kandiaro road)	14	..	Providing pitching along Front slope of 1st mile Loop	40,535	..
Constructing pipe sluice along left bank ex-Dad Feeder	2,393	..	Gidu Malh Bund	9,756	..
Raising Navlakhi Dad Bund Loop No. 1	89	..	River Bunds—Repairs	55,219	..
Mehrab—Repairs	23,288	..	Fuleli Canal—Repairs	74,842	..
Other canals	2,479	..	Hasanali Canal—Works	817	..
Bunds	12,997	..	Hasanali Canal—Repairs ..	1,583	..
S. R. to Darogas Landhi at Rabji Jatoi	110	..	Establishment	87,047	..
S. R. to 2nd Class Bungalow with outhouses at Mekaro Bund	82	..	Tools and Plant	3,484	..
Dad Canal—Works	4,608	..	Pensionary charges	12,187	..
Dad Canal—Repairs	23,211	..	Share of collection charges ..	24,872	..
Nasrat Canal—Works	196	..	Direct Receipts	501
Nasrat Canal—Repair	10,709	..	Irrigation share of consolidated revenue	2,50,250
Establishment	71,147	..	4 per cent. on 9/10ths of receipts from sale of occupancy rights in lands up to 1920-21 and thereafter at the average rate of 5·49 per cent.	22
Tools and Plant	3,131	..	Total, Fuleli Canals Division	4,49,340	2,50,773

Expenditure on and receipts from Agricultural Works, etc.—concl'd.

	Expendi- ture	Receipts		Expendi- ture	Receipts
	Rs.	Rs.		Rs.	Rs.
<i>Hyderabad Canals Division</i>			<i>Hyderabad Canals Division</i> —contd.		
Renwah—Repairs ..	1,043	..	Sarfazwah—Repairs ..	4,557	..
Other Canals—Repairs ..	2,459	..	Establishment ..	15,868	..
Ren Bund—Repairs ..	2,500	..	Tools and Plant ..	500	..
Maintenance and repairs to Indus River Commission steam and motor launch	27,988	..	Pensionary charges ..	2,222	..
Ordinary repairs to Indus River Commission Sub- divisional Office and store room ..	16	..	Share of collection charges.	9,767	..
Maintenance and Repairs to Indus River Gauges ..	525	..	Direct Receipts	2,507
Repairs to Assistant Engi- neer's Office at Kotri ..	406	..	Irrigation share of consoli- dated revenue	98,950
Repairs to Indus River Commission Sub-Divi- sional Office and store room at Sukkur ..	168	..	4 per cent. on 9/10ths pro- ceeds from sale of occu- pancy rights in lands up to 1920-21 and thereafter at the average rate of 5·49 per cent.	188
Alibahar Kacheri—Repairs	5,988	..	Total, Hyderabad Canals Division ..	87,994	1,01,645
Great Marak—Repairs ..	13,987	..	Grand Total ..	24,72,063	10,54,017

S. K. MEHTA,
Assistant Accounts Officer.

STATEMENT I-E.

STATEMENT
Statement of Area irrigated by Irrigation Works

Name of Canal		AREA IRRIGATED IN ACRES.		
		Kharif.	Rabi.	Total.
		2	3	4
		Acres.	Acres.	Acres
35. Construction of Irrigation, Navigation, Embankment and Drainage Works— not Charged to Revenue.				<i>Indus Right</i>
A. IRRIGATION WORKS.				
(1) Productive.				
Begari Canals Division	..	119,130	92,507	211,637
	..	56,885	37,158	93,943
	..	183,362	93,173	276,535
Ghar Canals Division	..	220,635	122,500	343,195
	..	6,1635	27,978	89,613
	..	44,161	8,518	52,979
Shikarpur Canals Division	..	52,385	13,623	66,008
	..	5,870	2,488	8,358
	..	4,352	3,482	7,834
	..	1,194	1,123	2,317
Western Nara Division	..	200,045	110,637	310,682
	..	4,478	1,833	6,311
	..	2,624	2,559	5,183
Karachi Canals Division	..	33,407	8,063	41,470
	..	25,351	6,135	31,486
	..	84,563	15,885	100,448
	..	39,815	6,660	46,475
(2) Unproductive.				
Shikarpur Canals Division	..	53,403	14,289	67,692
Karachi Canals Division	..	17,319	1,572	18,891
Western Nara Division	..	16,236	3,265	19,501
	..	8,757	2,311	11,068
(1) Productive.				<i>Indus Left</i>
Hyderabad Canals Division	..	12,504	499	13,003
	..	68,942	6,788	75,730
	..	24,061	3,537	27,598
	..	64,711	14,818	79,529
	..	36,300	3,408	39,708
	..	26,004	3,459	29,463
Fuleli Canals Division	..	331,812	102,593	434,405
Nasrat Canals Division	..	46,646	5,191	51,837
	..	13,909	1,692	15,601
(2) Unproductive.				
Jamrao Canal Division	..	172,057	25,853	197,910
	..	97,336	18,952	116,288
Eastern Nara Division	..	29,762	4,041	33,803
	..	10,849	1,374	12,223
	..	5,035	359	5,394
Fuleli Canals Division	..	18,164	2,720	20,884
Nasrat Canals Division	..	1,10,061	15,758	125,809
	..	92,104	5,354	97,458
15.—Other Revenue expenditure financed from ordinary Revenues.				
A. Irrigation works—2. Works for which neither capital nor Revenue accounts are kept.				
Nasrat Canals Division	..	9,737	1,445	11,182

* Supply largely returned to

† Large proportion of discharge escapes

I-E.

in Sind during the year 1927-28.

NET AREA IRRIGATED AFTER DEDUCTING AREA IN WHICH REMISSIONS WERE GRANTED.			No. OF DAYS THE CANAL WAS IN FLOW.		AVERAGE DISCHARGE IN CUBIC FEET PER SECOND.				AREA IRRIGATED PER CUBIC FOOT PER SECOND.				Depth of water used on area irrigated.	
Kharif.	Rabi.	Total.	Kharif.	Rabi.	At head.		Utilized.		At head.		Utilized.		Kharif.	Rabi.
					8	9	10	11	12	13	14	15		
5	6	7	8	9	10	11	12	13	14	15	16	17	18	19
Acres.	Acres.	Acres.	Days.		C. ft.		C. ft.		Acres.		Acres.		Feet	
<i>Bank Circle.</i>														
105,008	87,099	192,107	131		3,735/878		2,437/808		32/105		35/114		7'5/2'3	
51,477	32,960	84,437	165		1,608/340		1,479/313		35/109		39/118		8'5/2'8	
166,916	89,146	256,062	138		5,869/1,835		5,400/1,688		31/51		34/55		8'1/5'0	
211,429	120,535	331,964	174		3,385		3,385		98		98		3'6	
57,447	23,114	80,561	158		1,411		1,411		57		57		5'5	
32,143	6,994	39,137	74		1,453		1,453		36		36		4'2	
37,992	7,562	45,554	114		1,555		1,555		39		39		5'8	
2,578	1,190	3,768	103		179		179		42		42		5'1	
3,941	2,858	6,799	103		187		187		40		40		5'2	
964	809	1,833	61		58		58		39		39		3'2	
179,497	17,567	197,061	172		4,498		4,498		69		69		5'0	
4,059	917	4,976	66		179		179		35		35		3'7	
2,312	2,284	4,596	69		498		..		10		..		13'8	
26,375	7,502	34,277	173		3,786		..		11		..		31'5	
20,181	5,893	26,074					Discharges incomplete.							
53,566	9,235	62,801	147		1,995		1,995		..		50		5'8	
27,026	3,162	30,188					Discharges incomplete.							
40,670	7,537	48,177	114		1,474		1,474		41		41		5'5	
15,582	1,312	16,894	140		435		435		43		43		6'5	
7,593	3,219	10,817	102		605		605		32		32		1'4	
8,289	311	8,600	115		339		339		31		31		7'4	
<i>Bank Circle.</i>														
12,269	386	12,649	101		209		209		61		61		1'66	
67,900	5,531	74,431	156		838		838		89		89		1'75	
23,976	3,077	27,053	113		475		475		57		57		1'98	
64,382	14,784	79,166	117		599		599		132		132		0'89	
35,682	3,306	38,988	145		414		414		94		94		1'54	
26,002	3,456	29,458	90		517		517		57		57		1'58	
212,450	98,566	311,016	183/182		7,916/1,184		7,834/1,152		48/82		41/87		9'0/4'0	
42,798	5,135	47,933	107		1,333		1,333		39		39		5'5	
13,291	1,636	14,927	116		219		219		71		71		3'3	
139,309	21,953	161,262	199/148		1,208/313		1,208/313		114/70		114/70		3'49/4'23	
92,855	18,348	111,203	168/167		1,000/170		1,000/170		93/108		92/108		3'6/3'1	
21,547	2,876	24,423	137/16		436/117		435/117		49/25		49/25		5'6/1'3	
8,472	1,374	9,846	137/16		78/25		78,25		109/55		109/55		2'5/0'6	
4,886	257	5,143	92		60		60		81		81		2'3	
9,659	2,350	12,009	120		522		522		20		20		1'2	
92,708	15,141	107,849	214		2,228		2,228		117		117		5'53	
78,182	4,384	82,566	122		1,375		1,375		70		70		3'5	
9,389	1,330	10,719	107		197		197		57		57		3'8	

river through Dhands.
to the Sea and is not utilized.

STATEMENT

Statement showing Incidence of Working Expenses on assessed

Name of Canal.	Average discharge of the year at canal head in cubic ft. per second.	Water-rate assessed during 1927-28.				
		Occupiers.	Owners.	Total Direct.	Indirect.	Total Direct and Indirect.
1	2	3	4	5	6	7
<i>5. Construction of Irrigation, Navigation, Embankment and Drainage Works not charged to Revenue.</i>	C. ft	Rs.	Rs.	Rs.	Rs.	Rs.
A.—IRRIGATION WORKS.						
<i>1. Productive.</i>						
Begari Canals Division.	{ Desert Canal. 3,004 Unharwah .. 1,085 Begari Canal.. 4,635	103,011	..	1,03,011	3,66,182	4,69,193
		259	..	259	2,10,951	2,11,210
		34,859	..	34,859	6,64,964	6,99,823
Ghar Canals Division.	{ Ghar Canal .. 3,385 Sukkur Canal. 1,411	8,684	..	8,684	9,28,398	9,37,082
		1,966	..	1,966	2,32,775	2,34,741
Shikarpur Canals Division.	{ Canals in Rohri. 1,453 Sind Canal .. 1,555 Rajib .. 179 Chitti .. 187 Garang .. 58	2,198	..	2,198	1,10,894	1,13,092
		3,222	..	3,222	1,89,915	1,93,137
		833	..	833	60,411	61,244
Western Nara Division.	{ Western Nara including Pritchard. 4,498 Marviwah .. 179	6,761	..	6,761	7,97,616	8,04,377
		16,530	16,530
	Phitta Canal .. 498	66	..	66	11,751	11,817
Karachi Canals Division.	{ Baghar Canal, Indus Canals Right Bank. 3,786 Pinyari Canal. 1,995 Indus Canals Left Bank. 161	1,538	..	1,538	72,126	73,664
		486	..	486	49,606	50,092
		1,717	..	1,717	1,71,645	1,73,362
		161	..	161	84,883	85,044

II-E.

Revenue on Canals in Sind during the year 1927-1928.

Gross assessed revenue from all sources.	Working expenses, Direct and Indirect.	Area irrigated during the year.	Working expenses			90 per cent. of net consolidated assessment.		Total water rate Direct and Indirect.	
			Per cent. on gross revenue.	Per acre irrigated.	Per cubic foot per second of discharge at canal head.	Per acre irrigated.	Per cubic foot per second of discharge at canal head.	Per acre irrigated.	Per cubic foot per second of discharge at canal head.
8	9	10	11	12	13	14	15	16	17
Rs.	Rs.	Acres.		Rs.	Rs.	Rs.	Rs.	Rs.	Rs.
4,74,468	2,37,147	1,94,123	49·9	1·22	78·9	2·7	120·9	2·41	156·1
2,21,821	92,239	85,631	41·5	1·07	85·0	2·4	191·2	2·46	194·6
7,10,377	4,68,063	2,31,389	65·8	2·02	100·9	3·2	141·1	3·02	150·9
9,50,809	4,63,993	2,39,298	48·8	1·93	137·0	4·0	271·9	3·91	276·8
2,46,429	1,76,210	67,051	71·5	2·62	124·8	3·5	164·3	3·50	166·3
1,15,503	1,00,351	52,891	86·9	1·89	69·0	2·3	73·0	2·13	77·8
1,96,409	99,836	61,352	50·8	1·62	64·2	3·0	116·2	3·14	124·2
61,713	36,057	17,109	58·4	2·10	85·0	3·4	137·7	3·57	144·4
8,15,513	3,91,764	2,22,822	48·0	1·75	87·0	3·6	174·5	3·60	178·8
16,537	10,977	5,410	66·3	2·02	61·3	2·8	87·4	3·00	92·3
12,178	5,313	5,147	43·6	1·03	10·7	2·3	22·6	2·29	23·7
73,971	44,155	35,215	59·6	1·25	11·6	2·1	18·3	2·09	19·4
51,064	42,678	26,402	83·5	1·62	..	1·8	..	1·89	..
1,76,010	1,41,403	95,616	80·3	1·47	70·8	1·7	83·1	1·81	86·9
87,090	61,466	43,397	70·5	1·41	..	1·9	..	1·96	..

STATEMENT

Name of Canal	Average discharge of the year at canal head in cubic ft. per second.	Water-rate assessed during 1927-28.					
		Occupiers.	Owners.	Total Direct.	Indirect.	Total Direct and Indirect.	
		3	4	5	6	7	
	C. ft.	Rs.	Rs.	Rs.	Rs.	Rs.	
55. Construction of Irrigation, Navigation, Embankment and Drainage Works not charged to Revenue—concl'd.							
A.—IRRIGATION WORKS—concl'd.							
1. Productive—concl'd.							
Hyderabad Canals Division.	Alibahar Kacheri.	209	751	..	751	26,985	27,736
	Great Marakh.	833	3,322	..	3,322	1,79,719	1,83,041
	Sarfraz.	475	2,570	..	2,570	52,042	54,612
	Gharo Mahmud.	599	6,097	..	6,097	1,53,786	1,59,883
	Kari Shumali.	414	3,170	..	3,170	74,536	77,706
Fuleli Canals Division.	Nasirwah ..	517	430	..	430	66,123	66,553
	Fuleli Canal..	4,647	78,289	..	78,289	6,89,119	7,67,408
Nasrat Canals Division.	Naulakhi Canal	1,333	985	..	985	1,45,904	1,46,889
	Dambhro Canal	219	976	..	976	41,199	42,175
Total Productive	2,62,351	..	2,62,351	53,98,060	56,60,411	
2. Unproductive.							
Shikarpur Canals Division.	Mahiwah ..	1,474	2,286	..	2,286	1,29,544	1,31,830
Karachi Canals Division.	Sattah ..	435	26	..	26	42,540	42,566
	Kalri ..	605	213	..	213	23,162	23,375
Western Nara Division.	Dadu Canals ..	359	63	..	63	27,280	27,343
Jamrao Canal Division.	Jamrao Canal	1,208	2,088	..	2,088	5,72,294	5,74,382
Eastern Nara Division.	Mithrao Canal.	1,000	730	..	730	2,38,835	2,39,565
	Thar Canal ..	436	1,287	..	1,287	65,286	66,573
	Eastern Nara.	82,501	82,501
Fuleli Canals Division.	Hiral Canal ..	78	26,693	26,693
	Hassanali Canal.	522	1,102	..	1,102	31,883	32,985
Nasrat Canals Division.	Dad Canal including Ren Distributary.	2,228	3,135	..	3,135	2,87,815	2,90,950
	Nasrat Canal.	1,375	309	..	309	2,48,780	2,49,089
Total, (2) Unproductive	11,239	..	11,239	17,76,613	17,87,852	
Grand Total	2,73,590	..	2,73,590	71,74,673	74,48,263	

II-E—concl'd.

Gross assessed revenue from all sources.	Working expenses, Direct and Indirect.	Area irrigated during the year.	Working expenses.			90 per cent. of net consolidated assessment.		Total water rate, Direct and Indirect.	
			Per cent. on gross revenue.	Per acre irrigated.	Per cubic foot per second of discharge at canal head.	Per acre irrigated.	Per cubic foot per second of discharge at canal head.	Per acre irrigated.	Per cubic foot per second of discharge at canal head.
8	9	10	11	12	13	14	15	16	17
Rs.	Rs.	Acres.		Rs.	Rs.	Rs.	Rs.	Rs.	Rs.
29,126	16,386	12,987	56·26	1·26	78·40	2·25	125·07	2·14	132·71
1,94,830	83,410	73,577	42·81	1·13	99·53	2·62	210·07	2·49	218·42
57,511	25,672	27,412	44·64	0·94	54·05	2·15	106·59	1·99	114·97
1,63,834	78,185	79,158	47·72	0·99	130·53	2·33	251·95	2·02	266·92
79,345	36,832	39,535	46·42	0·93	88·97	2·12	171·86	1·97	187·70
68,089	36,939	29,321	54·25	1·26	71·45	2·28	124·38	2·27	128·73
8,03,104	3,75,579	4,17,533	46·77	0·90	80·82	1·89	142·18	1·84	165·14
1,47,466	1,12,492	51,316	76·28	2·19	84·39	2·89	108·89	2·86	110·19
42,317	13,252	15,517	31·32	0·85	60·51	2·79	185·71	2·72	192·58
57,95,514	31,50,399	21,29,209	52·82	1·37	..	2·63	..	2·47	..
1,35,512	1,84,415	51,696	136·0	2·99	125·1	2·0	84·7	2·13	89·4
42,768	12,889	18,177	30·1	0·70	29·6	2·2	95·4	2·34	97·8
23,956	35,275	17,237	148·9	2·04	58·3	1·3	37·1	1·35	38·6
28,368	15,751	9,130	55·5	1·72	43·9	2·9	74·4	2·99	76·1
6,33,190	5,49,072	1,91,605	86·72	2·87	454·53	2·62	408·90	3·00	475·48
2,42,258	2,39,667	1,11,966	98·93	2·14	239·67	2·15	238·24	2·14	239·56
70,435	48,526	32,727	68·89	1·48	111·21	2·05	148·74	2·03	152·69
85,256	64,884	52,503	76·10	1·24	..	1·54	..	1·57	..
30,319	20,973	11,839	69·11	1·77	268·88	1·98	301·19	2·25	342·22
35,404	36,561	19,908	103·27	1·84	70·04	1·61	58·99	1·66	63·19
2,93,644	2,25,644	1,18,893	76·84	1·90	101·28	2·05	125·06	2·45	130·59
2,50,935	1,73,343	97,080	69·08	1·79	126·07	2·43	170·38	2·57	181·16
18,72,047	16,07,000	7,42,761	95·18	2·23	..	2·16	..	2·29	..
76,67,561	47,57,399	28,71,970	74·00	1·80	..	2·39	..	2·38	..

STATEMENT III-E.

Statement of Quantity and Value of Crops irrigated in Sind during the year 1927-28.

Description of crops.	Begari Canals Division.									
	Desert Canal.			Unharwah.			Begari Canal.			
	Area irrigated.	Estimated value.	per Value acre.	Area irrigated.	Estimated value.	per Value acre.	Area irrigated.	Estimated value.	per Value acre.	
	Acres.	Rs.	Rs.	Acres.	Rs.	Rs.	Acres.	Rs.	Rs.	
Kharif. {	Rice ..	42,323	19,65,091	46	7,142	3,00,311	42	70,551	34,29,279	48
	Jowar ..	49,884	13,77,908	28	22,102	5,22,604	24	82,658	20,09,340	24
	Bajri ..	20,700	5,09,401	24	21,846	4,85,142	22	16,877	3,45,886	20
	Cotton ..	21	2,362	112	459	25,152	55	38	1,972	52
	Other crops ..	6,202	2,30,004	37	5,336	2,08,929	39	13,238	4,85,582	37
	Total ..	119,130	40,84,766	35	56,835	15,42,118	27	183,362	62,72,059	34
Rabi. {	Wheat ..	27,695	10,64,150	38	11,656	4,00,679	34	16,139	4,28,066	26
	Barley ..	3	77	26	8	174	122	17	488	29
	Oil-seeds ..	18,192	5,64,600	31	4,551	58,480	13	13,511	2,34,913	17
	Other crops ..	46,617	7,34,710	25	20,843	2,61,947	13	63,506	13,59,066	21
	Total ..	92,507	23,63,537	26	37,058	7,21,280	19	93,173	20,22,533	22
	Total under both heads ..	211,637	64,48,303	30	93,943	22,63,398	24	276,535	82,94,592	29

Description of crops.	Begari Canals Division—contd.						Shikarpur Canals Division.			
	Canals from Kashmir Bund.			Total.			Mahiwah.			
	Area irrigated.	Estimated value.	per Value acre.	Area irrigated.	Estimated value.	per Value acre.	Area irrigated.	Estimated value.	per Value acre.	
	Acres.	Rs.	Rs.	Acres.	Rs.	Rs.	Acres.	Rs.	Rs.	
Kharif. {	Rice ..	39	1,626	42	120,055	56,96,307	47	7,796	1,37,232	18
	Jowar ..	1,581	35,862	23	156,225	39,45,714	25	32,585	4,14,036	13
	Bajri ..	1,686	34,781	21	61,107	13,75,190	22	10,950	1,62,311	15
	Cotton	518	..	518	29,486	57	67	3,940	59
	Other crops ..	388	10,161	26	25,164	9,34,676	37	2,005	50,148	25
	Total ..	3,694	82,430	22	363,071	1,19,81,373	33	53,403	7,67,687	14
Rabi. {	Wheat ..	1,372	54,636	40	56,862	19,47,531	36	5,949	74,500	12
	Barley ..	1	19	19	29	758	26	24	216	9
	Oil-seeds ..	128	2,293	18	36,382	8,60,286	24	1,559	25,566	16
	Other crops ..	716	7,120	10	131,682	23,62,843	18	6,737	3,29,460	49
	Total ..	2,217	64,063	29	224,955	51,71,418	23	14,289	4,29,742	30
	Total under both heads ..	5,911	1,46,498	25	588,026	1,71,52,791	29	67,692	11,97,429	1

STATEMENT III-E—contd.

Shikarpur Canals Division—contd.									
Description of crops.	Canals in Rohri.			Sind Canal.			Rajib.		
	Area irrigated.	Estimated value.	per Value acre.	Area irrigated.	Estimated value.	per Value acre.	Area irrigated.	Estimated value.	per Value acre.
	Acres.	Rs.	Rs.	Acres.	Rs.	Rs.	Acres.	Rs.	Rs.
Kharif. {									
Rice ..	3,803	35,550	9	21,808	4,08,680	19	3,506	63,108	18
Jowar ..	33,259	4,37,761	13	24,375	4,05,154	16	2,040	30,600	15
Bairi ..	4,881	71,277	..	805	13,219	16	5	75	15
Cotton ..	208	11,633	15	1	75	75
Other crops ..	2,310	69,438	30	5,396	2,51,073	16	319	15,312	48
Total ..	44,461	6,25,659	14	52,385	10,78,201	21	5,870	1,09,095	19
Rabi. {									
Wheat ..	6,649	1,57,771	24	3,958	1,23,823	31	1,380	40,635	29
Barley ..	85	1,560	18	2	24	12
Oil-seeds ..	622	12,219	19	888	16,953	19	122	1,596	13
Other crops ..	1,162	36,208	31	8,775	2,47,928	28	986	19,344	20
Total ..	8,518	2,07,758	28	13,623	3,88,728	29	2,488	61,575	24
Total under both heads ..	52,979	8,33,417	16	66,008	14,66,929	22	8,358	1,70,670	20

Shikarpur Canals Division—contd.									
Description of crops.	Chitti.			Garang.			Sukkur Begari Bund.		
	Area irrigated.	Estimated value.	per Value acre.	Area irrigated.	Estimated value.	per Value acre.	Area irrigated.	Estimated value.	per Value acre.
	Acres.	Rs.	Rs.	Acres.	Rs.	Rs.	Acres.	Rs.	Rs.
Kharif. {									
Rice ..	854	15,372	17	2,011	36,198	18
Jowar ..	3,030	54,450	18	1,151	17,265	15	1,729	25,989	15
Bajri ..	11	165	15	8	120	15	14	275	19
Cotton ..	1	75	75
Other crops ..	456	21,820	48	35	1,712	49	115	5,520	48
Total ..	4,352	91,882	21	1,194	19,097	16	3,869	67,982	18
Rabi. {									
Wheat ..	1,949	60,075	31	776	24,131	31	2,737	86,730	31
Barley	1	24	24
Oil-seeds ..	116	2,558	18	65	1,365	21	669	10,935	17
Other crops ..	1,417	54,720	39	282	12,336	44	2,821	80,008	29
Total ..	3,482	1,16,853	33	1,123	37,832	34	6,228	1,77,697	29
Total under both heads ..	7,834	2,08,735	27	2,317	56,929	24	10,097	2,45,679	24

STATEMENT III-E—contd.

Description of crops.	Shikarpur Canals Division—concl'd.						Ghar Canals Division.		
	Bunds in Rohri including Kasimpur Bund.			Total, Shikarpur Canals Division.			Sukkur Canal.		
	Area irrigated.	Estimated value.	per Value acre.	Area irrigated.	Estimated value.	per Value acre.	Area irrigated.	Estimated value.	per Value acre.
	Acres.	Rs.	Rs.	Acres.	Rs.	Rs.	Acres.	Rs.	Rs.
Kharif. {	Rice	39,778	6,96,140	17	39,553	11,22,822	29
	Jowar	98,169	13,85,255	14	13,439	2,47,627	13
	Bajri	16,674	2,47,442	15	673	8,305	12
	Cotton	277	15,743	57
	Other crops	10,636	4,15,023	39	2,970	61,700	21
Total	165,534	27,59,403	16	61,635	14,40,454	23	
Rabi. {	Wheat	23,418	5,67,665	24	10,235	2,14,076	21
	Barley	112	1,824	16	6	116	19
	Oil-seeds	4,041	70,692	17	2,902	34,726	12
	Other crops	22,180	7,80,004	35	14,835	2,18,639	15
	Total	49,751	14,20,185	28	27,978	4,67,557	17
Total under both heads	215,285	41,79,788	19	89,613	19,08,011	21	

Description of crops.	Ghar Canals Division—concl'd.									
	Ghar Canal.			Ghar Bunds.			Total, Ghar Canals Division.			
	Area irrigated.	Estimated value.	per Value acre.	Area irrigated.	Estimated value.	per Value acre.	Area irrigated.	Estimated value.	per Value acre.	
	Acres.	Rs.	Rs.	Acres.	Rs.	Rs.	Acres.	Rs.	Rs.	
Kharif. {	Rice ..	202,273	57,11,472	28	241,826	68,34,294	28	
	Jowar ..	14,077	2,17,242	15	22	264	32,538	4,65,133	14	
	Bajri ..	226	2,778	12	899	11,083	12	
	Cotton ..	1	30	30	1	30	30	
	Other crops ..	4,058	56,874	14	7,028	1,18,574	16	
Total ..	226,635	59,88,336	27	22	264	12	282,292	74,29,114	27	
Rabi. {	Wheat ..	25,861	5,12,883	16	85	2,387	28	36,181	7,29,346	20
	Parley ..	14	249	18	2	32	16	22	397	18
	Oil-seeds ..	25,761	1,84,260	7	6	126	21	28,669	2,19,112	8
	Other crops ..	70,924	5,02,664	7	6	272	45	85,765	7,21,575	8
	Total ..	122,560	12,00,056	9	99	2,817	28	150,637	16,70,430	11
Total under both heads ..	343,195	71,88,452	20	121	3,081	25	432,929	90,99,544	21	

STATEMENT III-E—contd.

Karachi Canals Division.										
Description of crops.	Sattah.			Kalri.			Baghar.			
	Area irrigated.	Estimated value.	Value per acre.	Area irrigated.	Estimated value.	Value per acre.	Area irrigated.	Estimated value.	Value per acre.	
	Acres.	Rs.	Rs.	Acres.	Rs.	Rs.	Acres.	Rs.	Rs.	
Kharif.	Rice ..	15,136	3,54,080	23	12,333	2,46,660	20	89,982	5,49,676	18
	Jowar	465	8,370	18	33	660	20
	Bajri ..	1,807	54,210	30	2,366	59,150	25	1,665	44,855	27
	Cotton	2	80	40
	Other crops ..	376	26,320	70	1,072	74,940	70	1,725	1,03,500	60
Total ..	17,319	4,34,610	24	16,236	3,89,120	24	33,407	6,98,771	21	
Rabi.	Wheat ..	21	525	25	17	425	25	36	1,008	28
	Barley ..	178	4,450	25	1,363	32,712	24	1,706	34,120	20
	Oil-seeds ..	750	18,750	25	399	13,566	34	480	16,800	35
	Other crops ..	623	49,840	80	1,486	1,11,456	75	5,841	3,79,665	65
Total ..	1,572	73,565	47	3,265	1,58,153	48	8,063	4,31,593	53	
Total under both heads ..	18,891	5,08,175	27	19,501	5,47,273	28	41,470	11,30,364	29	

Karachi Canals Division—contd.										
Description of crops.	Indus Canals Right Bank.			Pinyari.			Indus Canals Left Bank.			
	Area irrigated.	Estimated value.	Value per acre.	Area irrigated.	Estimated value.	Value per acre.	Area irrigated.	Estimated value.	Value per acre.	
	Acres.	Rs.	Rs.	Acres.	Rs.	Rs.	Acres.	Rs.	Rs.	
Kharif.	Rice ..	24,214	2,90,568	12	81,760	24,52,800	30	37,869	10,22,463	27
	Jowar ..	3	45	15	41	615	15	82	984	12
	Bajri ..	39	780	20	1,579	26,843	17	1,516	37,900	25
	Cotton
	Other crops ..	1,095	54,750	50	1,183	47,320	40	348	8,700	25
Total ..	24,351	3,46,143	13	84,563	25,27,578	29	39,815	10,70,047	27	
Rabi.	Wheat ..	16	400	25	111	1,998	18	50	1,000	20
	Barley ..	943	16,974	18	1,880	24,440	13	1,282	24,640	20
	Oil-seeds ..	183	4,575	25	10,358	2,06,160	20	3,251	81,275	25
	Other crops ..	4,993	4,24,405	85	3,536	17,800	50	2,077	1,35,005	65
Total ..	6,135	4,46,354	72	15,885	2,50,398	16	6,660	2,41,920	36	
Total under both heads ..	31,486	7,92,497	25	100,448	27,77,976	27	46,475	13,11,967	28	

STATEMENT III-E—contd.

Description of crops.	Karachi Canals Division—concl'd.						Western Nara Division.		
	Bunds in Karachi Canals Division.			Total, Karachi Canals Division.			Western Nara.		
	Area irrigated.	Estimated value.	per Value acre.	Area irrigated.	Estimated value.	per Value acre.	Area irrigated.	Estimated value.	per Value acre.
	Acres.	Rs.	Rs.	Acres.	Rs.	Rs.	Acres.	Rs.	Rs.
Kharif. { Rice ..	7,990	1,40,548	18	209,284	50,56,795	24	153,702	42,74,856	27
{ Jowar	624	10,674	17	31,703	5,74,636	18
{ Bajri ..	107	2,140	20	9,079	2,25,878	4	214	4,665	22
{ Cotton	2	80	40	1	2	2
{ Other crops ..	164	1,640	10	5,963	3,17,170	53	3,262	39,341	12
Total ..	8,261	1,44,328	16	224,952	56,10,597	25	188,882	48,93,500	26
Rabi. { Wheat ..	1	10	10	252	5,366	21	19,315	5,28,072	27
{ Barley ..	672	9,380	14	8,024	1,46,716	18	310	2,363	8
{ Oil-seeds ..	51	1,405	27	15,472	3,42,531	22	22,985	1,60,276	7
{ Other crops ..	823	49,875	61	19,379	11,68,040	60	63,020	1,43,484	2
Total ..	1,547	60,670	39	43,127	16,62,653	38	105,630	8,34,195	7
Total under both heads ..	9,808	2,04,998	21	268,079	72,73,250	27	294,512	57,27,695	19

Description of crops.	Western Nara Division—cont'd.								
	Pritchard.			Dadu Canals.			Phitta Canal.		
	Area irrigated.	Estimated value.	per Value acre.	Area irrigated.	Estimated value.	per Value acre.	Area irrigated.	Estimated value.	per Value acre.
	Acres.	Rs.	Rs.	Acres.	Rs.	Rs.	Acres.	Rs.	Rs.
Kharif. { Rice ..	9,506	2,06,030	22	5,059	1,26,475	25	2	40	20
{ Jowar ..	1,602	13,529	8	3,645	91,125	25	2,592	57,200	22
{ Bajri ..	16	104	7	39	234	6	8	42	5
{ Cotton
{ Other crops ..	39	183	5	14	70	5	22	110	5
Total ..	11,163	2,19,846	19	8,757	2,17,904	25	2,624	57,392	21
Rabi. { Wheat ..	288	5,500	19	290	7,250	25	1,847	39,410	21
{ Barley	3	15	5	66	330	5
{ Oil-seeds ..	430	1,388	3	182	1,274	7	65	455	7
{ Other crops ..	4,289	16,370	4	1,836	9,180	5	581	2,905	5
Total ..	5,007	23,258	4	2,311	17,719	7	2,559	43,100	16
Total under both heads ..	16,170	2,43,104	15	11,068	2,35,623	21	5,183	1,00,492	19

STATEMENT III-E—contd.

Description of crops.		Western Nara Division—concl'd.								
		Marviwah.			Bunds in Western Nara Division including New Feeder Wahurwah, Aral Manchar and Canals north of Kotri			Total Western Nara Division		
		Area irrigated.	Estimated value.	Value per acre.	Area irrigated.	Estimated value.	Value per acre.	Area irrigated.	Estimated value.	Value per acre.
	Acres.	Rs.	Rs.	Acres.	Rs.	Rs.	Acres.	Rs.	Rs.	
Kharif.	Rice ..	3,193	77,763	24	7,265	1,61,242	22	178,727	48,46,406	27
	Jowar ..	1,221	17,721	15	4,280	69,229	16	45,043	8,23,440	18
	Bajri ..	12	74	6	2,475	48,653	19	2,764	53,772	19
	Cotton	5	200	4,000	20	201	4,002	19
	Other crops ..	52	247	5	356	4,400	12	3,745	44,351	12
Total ..	4,478	95,805	21	14,576	2,87,524	19	230,480	57,71,971	24	
Rabi.	Wheat ..	685	11,575	17	13,088	2,31,475	17	35,513	8,23,282	23
	Barley ..	50	298	6	318	3,088	9	747	6,094	8
	Oil-seeds ..	148	603	4	1,596	21,398	14	25,406	1,85,394	7
	Other crops ..	950	3,832	4	3,512	33,210	9	74,188	2,08,981	3
Total ..	1,833	16,308	9	18,514	2,89,171	16	135,854	12,23,751	9	
Total under both heads ..	6,311	1,12,113	18	33,090	5,76,695	17	366,334	69,95,722	19	

Description of crops.		Nasrat Canals Division.								
		Total, Indus Right Bank Circle.			Dad Canal including Ren Distributary			Nasrat Canal.		
		Area irrigated.	Estimated value.	Value per acre.	Area irrigated.	Estimated value.	Value per acre.	Area irrigated.	Estimated value.	Value per acre.
	Acres.	Rs.	Rs.	Acres.	Rs.	Rs.	Acres.	Rs.	Rs.	
Kharif.	Rice ..	789,670	2,31,29,942	29	16,215	6,48,210	39	232	9,280	40
	Jowar ..	332,599	66,30,216	19	37,830	9,45,750	25	30,404	7,60,100	25
	Bajri ..	90,525	19,13,365	21	35,314	10,59,420	30	23,100	6,93,000	30
	Cotton ..	999	49,341	49	12,259	5,51,105	40	19,873	8,94,285	45
	Other crops ..	52,536	18,29,794	34	8,433	2,52,990	30	18,495	5,54,880	30
Total ..	1,266,329	3,35,52,658	27	110,051	34,57,475	31	92,104	29,11,515	32	
Rabi.	Wheat ..	152,226	4,073,190	26	3,942	1,32,340	31	2,557	89,495	35
	Barley ..	8,934	1,55,789	17	226	4,520	20	26	520	20
	Oil-seeds ..	109,970	16,78,015	15	2,217	55,425	25	1,657	41,425	25
	Other crops ..	333,194	52,41,443	15	9,373	2,82,210	39	1,114	33,420	30
Total ..	604,324	1,11,48,437	18	15,758	4,74,495	30	5,354	1,64,860	31	
Total under both heads ..	1,870,653	4,47,01,095	24	125,809	39,31,970	31	97,458	30,76,375	32	

STATEMENT III-E—contd.

Nasrat Canals Division—contd.									
Description of crops.	Naulakhi.			Dambrowah.			Mehrab and other Canals.		
	Area irrigated.	Estimated value.	Value per acre.	Area irrigated.	Estimated value.	Value per acre.	Area irrigated.	Estimated value.	Value per acre.
	Acres.	Rs.	Rs.	Acres.	Rs.	Rs.	Acres.	Rs.	Rs.
Kharif {									
Rice ..	7,157	2,86,280	40	567	22,680	40	34	1,360	40
Jowar ..	28,910	7,22,80	26	10,760	2,69,000	25	6,066	1,51,650	25
Bajri ..	5,493	1,64,790	30	1,963	58,890	30	4,329	1,29,870	30
Cotton ..	2,388	1,07,460	45	79	3,555	48	46	2,070	45
Other crops ..	2,698	80,940	30	540	16,200	30	267	8,010	30
Total ..	46,646	13,62,250	34	13,909	3,70,325	34	10,742	2,92,950	30
Rabi. {									
Wheat ..	4,320	1,51,200	35	1,457	50,995	35	1,757	61,495	35
Barley ..	43	860	20	43	860	20	50	1,000	20
Oil-seeds ..	380	9,500	25	77	1,925	25	727	18,175	25
Other crops ..	448	13,440	30	115	3,450	30	39	1,170	30
Total ..	5,191	1,75,000	27	1,692	57,230	27	2,573	81,840	28
Total under both heads ..	51,837	15,37,250	30	15,601	4,27,555	30	13,315	3,74,800	29

Nasrat Canals Division—concl'd.										Hyderabad Canals Division.									
Description of crops.	Total, Nasrat Canals Division.									Alibahar Kacheri.						Great Marakh.			
	Area irrigated.	Estimated value.	Value per acre.	Area irrigated.	Estimated value.	Value per acre.	Area irrigated.	Estimated value.	Value per acre.	Area irrigated.	Estimated value.	Value per acre.	Area irrigated.	Estimated value.	Value per acre.				
	Acres	Rs.	Rs.	Acres.	Rs.	Rs.	Acres.	Rs.	Rs.	Acres.	Rs.	Rs.	Acres.	Rs.	Rs.				
Kharif. {																			
Rice ..	24,205	9,67,810	40	25	750	30	6,303	1,88,615	28										
Jowar ..	113,970	28,49,250	25	476	10,660	22	1,929	46,135	20										
Bajri ..	70,193	21,05,970	30	10,098	2,89,670	29	43,297	12,44,195	25										
Cotton ..	34,645	15,58,335	45	1,632	62,880	39	16,066	6,15,660	35										
Other crops ..	30,433	9,12,990	30	273	8,270	30	1,347	40,965	31										
Total ..	273,452	83,94,405	31	12,504	3,72,230	30	68,942	21,35,570	27										
Rabi. {																			
Wheat ..	14,033	4,85,525	35	389	11,670	30										
Barley ..	388	7,760	20										
Oil-seeds ..	5,058	1,26,450	25	137	3,425	28	899	23,570	28										
Other crops ..	11,089	3,33,690	30	362	13,280	37	5,500	1,74,850	25										
Total ..	30,568	9,53,425	31	499	16,705	32	6,788	2,10,090	32										
Total under both heads ..	304,020	93,47,830	31	13,003	3,88,935	31	75,730	23,45,660	30										

STATEMENT III-E—contd.

Description of crops.		Hyderabad Canals Division—contd.								
		Kari Shumali			Gharo Mahamudo.			Sarfraz Canal.		
		Area irrigated.	Estimated value.	Value per acre.	Area irrigated.	Estimated value.	Value per acre.	Area irrigated.	Estimated value.	Value per acre.
		Acres.	Rs.	Rs.	Acres.	Rs.	Rs.	Acres.	Rs.	Rs.
Kharif.	Rice ..	13	572	44	491	12,650	27	58	580	10
	Jowar ..	233	4,942	13	914	16,759	18	345	6,100	18
	Bajri ..	24,672	5,58,343	18	42,606	9,69,862	21	17,242	3,61,885	21
	Cotton ..	10,089	4,94,983	43	18,185	5,56,324	34	5,625	2,45,680	44
	Other crops ..	1,293	43,645	34	2,515	50,589	40	791	31,590	40
Total ..		36,300	11,02,490	30	64,711	16,46,584	28	24,061	6,45,835	27
Rabi.	Wheat ..	424	12,800	23	1,527	47,655	30	1,018	30,757	30
	Barley
	Oil-seeds ..	320	10,326	21	1,043	35,870	30	1,066	32,870	31
	Other crops ..	2,664	34,425	16	12,248	2,17,661	18	1,453	40,158	28
Total ..		3,408	57,551	20	14,818	3,01,186	26	3,537	1,03,785	30
Total under both heads ..		39,708	11,60,041	25	79,529	19,47,770	27	27,598	7,49,620	29

Description of crops.		Hyderabad Canals Division—concl'd.								
		Nasirwah.			Other Canals.			Total, Hyderabad Canals Division.		
		Area irrigated.	Estimated value.	Value per acre.	Area irrigated.	Estimated value.	Value per acre.	Area irrigated.	Estimated value.	Value per acre.
		Acres	Rs.	Rs.	Acres.	Rs.	Rs.	Acres.	Rs.	Rs.
Kharif.	Rice 158 3,060	19 271 6,775	25	6,890	2,03,167	29
	Jowar ..	18,558	4,29,520	23	795	23,690	30	4,326	94,431	22
	Bajri ..	6,143	2,16,580	35	31	940	30	157,268	38,77,165	25
	Cotton ..	1,145	48,541	42	29	870	30	57,771	21,93,052	38
	Other crops	7,393	2,64,878	36
Total ..		26,004	6,97,709	30	1,126	32,275	29	2,33,648	66,32,693	28
Rabi.	Wheat ..	364	11,160	31	334	10,020	30	4,056	1,24,052	31
	Barley
	Oil-seeds ..	358	14,630	41	193	4,880	55	4,016	1,25,571	31
	Other crops ..	2,737	65,535	24	39	1,470	38	25,003	5,47,379	22
Total ..		3,459	91,325	32	566	16,370	29	33,075	7,97,012	24
Total under both heads ..		29,463	7,89,034	31	1,692	48,645	29	266,723	74,29,705	28

STATEMENT III-E—contd.

Description of crops.		Fuleli Canals Division.								
		Fuleli Canal.			Hasanali Canal.			Other Canals.		
		Area irrigated.	Estimated value.	per Value acre.	Area irrigated.	Estimated value.	per Value acre.	Area irrigated.	Estimated value.	per Value acre.
		Acres.	Rs.	Rs.	Acres.	Rs.	Rs.	Acres.	Rs.	Rs.
Kharif	Rice ..	226,732	42,47,664	19	14,831	1,48,310	10	14,901	1,77,540	15
	Jowar ..	3,150	55,268	18	64	960	15	342	5,850	17
	Bajri ..	71,694	13,80,421	19	2,718	54,310	20	10,518	2,03,430	15
	Cotton ..	21,984	8,55,616	39	180	5,400	30	722	24,670	34
	Other crops ..	8,252	3,43,524	42	371	10,610	29	772	27,320	46
	Total ..	331,812	68,82,493	27	18,164	2,19,590	21	27,255	4,40,810	26
Rabi.	Wheat ..	39,776	9,10,750	23	92	1,840	20	815	18,500	23
	Barley ..	3,636	1,03,654	29	44	704	16	306	4,252	13
	Oil-seeds ..	35,503	6,40,582	18	2,030	24,360	12	2,174	65,275	34
	Other crops ..	23,678	4,72,220	20	554	7,434	13	1,605	36,779	22
		Total ..	102,593	21,27,206	22	2,720	34,338	15	4,900	1,24,806
	Total under both heads ..	434,405	90,09,699	25	20,884	2,53,928	18	32,155	5,65,616	24

Description of crops.		Fuleli Canals Division—concl'd.			Eastern Nara Division.					
		Total, Fuleli Canals Division.			Nara Supply Channel.			Eastern Nara.		
		Area irrigated.	Estimated value.	per Value acre.	Area irrigated.	Estimated value.	per Value acre.	Area irrigated.	Estimated value.	per Value acre.
		Acres.	Rs.	Rs.	Acres.	Rs.	Rs.	Acres.	Rs.	Rs.
Kharif.	Rice ..	256,464	45,73,514	18	28	112	4	6,864	1,64,346	24
	Jowar ..	3,556	62,078	17	489	5,868	12	267	9,880	37
	Bajri ..	84,930	16,40,161	19	15	180	12	30,946	8,67,255	28
	Cotton ..	22,886	8,85,686	39	11	660	60	9,264	8,83,388	95
	Other crops ..	9,395	3,81,454	41	76	1,140	15	207	4,680	23
	Total ..	377,231	75,42,893	27	619	7,960	21	47,548	19,24,549	38
Rabi.	Wheat ..	40,683	9,31,097	23	2,567	53,907	21	2,136	88,815	42
	Barley ..	3,936	1,08,610	27	23	448	16	1	40	40
	Oil-seeds ..	39,707	7,30,217	18	642	14,124	22	2,459	33,959	14
	Other crops ..	25,837	5,16,433	20	1,720	32,680	19	795	17,836	15
		Total ..	110,213	22,86,350	22	4,957	1,01,159	20	5,391	1,40,650
	Total under both heads ..	487,444	98,29,243	25	5,576	1,09,119	21	52,939	20,65,199	33

STATEMENT III-E—contd.

Description of crops.		Eastern Nara Division—contd.								
		Mithrao Canal.			Thar Canal.			Khipro Canal.		
		Area irrigated.	Estimated value.	per Value acre.	Area irrigated.	Estimated value.	per Value acre.	Area irrigated.	Estimated value.	per Value acre.
		Acres.	Rs.	Rs.	Acres.	Rs.	Rs.	Acres.	Rs.	Rs.
Kharif.	Rice ..	19,463	5,42,226	28	12,383	9,08,087	73	11	91	8
	Jowar ..	678	23,490	35	99	1,782	18	16	156	10
	Bajri ..	33,652	10,72,944	32	10,241	2,73,093	27	4,866	1,10,093	23
	Cotton ..	42,961	28,56,160	66	6,566	78,792	12	129	6,708	52
	Other crops ..	582	9,080	15	473	12,613	27	13	390	30
Total ..		97,336	45,03,900	35	29,762	12,74,367	31	5,035	1,17,438	25
Rabi.	Wheat ..	8,377	2,81,400	34	2,085	83,400	40	76	1,900	25
	Barley ..	6	150	25	3	2
	Oil-seeds ..	6,944	1,76,575	25	1,313	4,377	3	269	605	2
	Other crops ..	3,625	1,25,362	18	643	28,982	26	14	560	40
Total ..		18,952	5,83,487	26	4,041	1,16,759	17	359	3,065	22
Total under both heads ..		116,288	50,87,387	30	33,803	13,91,126	24	5,394	1,20,503	23

Description of crops.		Eastern Nara Division—concl'd.						Northern and Southern Jamrao Canal Divisions.		
		Hiral Canal.			Total, Eastern Nara Division.			Jamrao Canal.		
		Area irrigated.	Estimated value.	per Value acre.	Area irrigated.	Estimated value.	per Value acre.	Area irrigated.	Estimated value.	per Value acre.
		Acres.	Rs.	Rs.	Acres.	Rs.	Rs.	Acres.	Rs.	Rs.
Kharif.	Rice ..	1,531	53,585	35	40,280	16,68,447	41
	Jowar ..	45	1,800	40	1,594	42,976	27	4,763	73,146	15
	Bajri ..	5,253	1,83,155	35	84,953	25,01,720	30	75,439	13,54,728	18
	Cotton ..	3,876	1,55,840	40	62,827	39,81,548	63	84,758	28,79,239	34
	Other crops ..	144	1,440	10	1,495	29,343	19	7,097	1,26,740	17
Total ..		10,849	3,95,820	32	191,149	82,24,034	36	172,057	44,33,853	21
Rabi.	Wheat ..	643	22,505	35	15,884	5,31,927	33	14,833	4,91,238	33
	Barley ..	6	150	25	41	788	19	38	634	17
	Oil-seeds ..	684	20,520	30	12,311	2,50,160	20	6,393	1,08,988	17
	Other crops ..	41	410	10	6,838	2,05,830	30	4,589	90,738	19
Total ..		1,374	43,585	25	35,074	9,88,705	26	25,853	6,91,598	22
Total under both heads ..		12,223	4,39,405	28	226,223	92,12,739	31	197,910	51,25,451	22

STATEMENT III-E—concl'd.

Description of crops.	Total, Indus Left Bank Circle.			Grand Total for Sind.		
	Area irrigated.	Estimated value.	Value per acre.	Area irrigated.	Estimated value.	Value per acre.
	Acres.	Rs.	Rs.	Acres.	Rs.	Rs.
Kharif. { Rice ..	327,830	74,12,938	23	1,117,509	3,05,42,880	26
{ Jowar ..	128,209	31,21,881	24	460,808	97,52,097	21
{ Bajri ..	472,789	1,14,79,744	24	563,314	1,33,93,109	22
{ Cotton ..	262,887	1,14,98,000	44	263,886	1,15,47,341	46
{ Other crops ..	55,813	17,15,435	31	108,349	35,45,229	32
Total ..	1,247,537	3,52,27,998	29	2,513,866	6,87,80,656	28
Rabi. { Wheat ..	89,489	25,63,842	29	241,715	66,37,032	27
{ Barley ..	4,453	1,17,792	26	13,387	2,73,581	21
{ Oil-seeds ..	67,485	13,41,386	20	177,455	30,19,401	17
{ Other crops ..	73,356	16,94,070	23	406,550	69,35,513	19
Total ..	234,783	57,17,090	25	839,107	1,68,65,527	21
Total under both heads ..	1,482,320	4,09,45,088	27	3,352,973	8,56,46,183	25

STATEMENT IV-E.

STATEMENT
Comparative Statement of Irrigation and Rainfall

Civil district.	OF THE CIVIL DISTRICT.			WORKS SUPPLYING IRRIGATION
	Total area in acres.	Culturable area in acres.	Cultivated area in acres.	Name.
1	2*	3*	4*	5
Kelat Territory ..	490,529	321,153	106,423	Desert Canal .. Begari Canal .. Total ..
Upper Sind Frontier ..	1,723,050	1,234,006	503,973	Desert Canal .. Unharwah .. Begari Canal .. Canals from Kashmore .. Bund, .. Sukkur Canal .. Ghar Canal .. Sind Canal .. Canals in Rohri .. Total ..
Sukkur Collectorate ..	3,603,901	1,438,774	392,174	Begari Canal .. Sukkur Canal .. Ghar Canal .. Ghar Bunds .. Mahiwah .. Sind Canal .. Canals in Rohri .. Garang Canal .. Rajib Canal .. Chitti Canal .. Bunds in Rohri .. Sukkur Begari Bund .. Nara supply channel .. Total ..
Larkana Collectorate ..	1,824,226	1,191,628	903,828	Begari Canal .. Sukkur Canal .. Ghar Canal .. Ghar Bunds .. Sind Canal .. Western Nara .. New Feeder .. Pritchard Canal .. Wahurwah .. Marviwah .. Dadu Canals .. Phitta Canal .. Manchar .. Aral .. Nara Bunds .. Total ..

IV-E.

in Sind for the year 1927-28.

Culturable area com- manded by the Irrigation Works in col. 5 in acres. 6*	Area at present estimated as annual- ly irrigat- ed by the Works specified in col. 5. 7*	AREA IRRIGATED IN ACRES.						RAINFALL.	
		1926-27.			1927-28.			1926-27.	1927-28.
		Kharif.	Rabi.	Total.	Kharif.	Rabi.	Total.		
		8	9	10	11	12	13	14	15
145,401 131,519	56,844 18,776	31,462 17,662	17,722 825	49,184 18,487	27,658 13,877	28,476 3,059	56,134 16,936	} 5 12	0 85
276,920	75,620	49,124	18,547	67,671	41,535	31,535	73,070
303,554 203,244 416,101 29,401	130,000 70,000 200,000 4,000	85,947 49,570 116,039 3,360	105,716 57,890 82,659 3,229	191,663 107,460 198,698 6,589	91,472 56,885 120,138 3,694	64,031 37,058 67,612 2,217	155,503 93,943 187,750 5,911	} 5 12	{ 2 67 4 52 0 86 ..
50,617 53,715 4,119 24	36,587 20,185	6,473 9,985	5,770 5,493	12,243 15,478	8,416 10,917 .. 24	1,954 4,421	10,370 15,338 .. 24	} 3 55	{ .. 24 1 ..
1,060,775	460,772	271,374	260,757	532,131	291,546	177,293	468,839
110,632 42,556 830 1,512	75,631 23,413 400 1,050	43,946 14,065 183 70	26,519 10,235 227 126	70,465 24,300 410 196	49,255 18,234 149 22	22,502 8,131 193 99	71,757 26,365 342 121	} 5 12	0 85
142,301 144,120 137,194	107,760 94,822 94,301	51,266 48,577 40,896	21,808 27,441 15,085	73,074 76,018 55,981	53,403 52,361 44,461	14,289 13,623 8,518	67,692 65,984 52,979	} 4 61	0 40
9,600 13,170 8,590 5,254 17,092 36,552	5,470 12,150 10,590 .. 13,450 32,000	604 4,819 3,625 740 3,993 434	1,800 4,967 5,181 2,001 9,353 7,629	2,404 9,786 8,806 2,741 13,346 8,063	1,194 5,870 4,352 .. 3,869 619	1,123 2,488 3,482 .. 6,228 4,957	2,317 8,358 7,834 .. 10,097 5,576	} 4 96	0 60
659,403	471,037	213,218	132,372	345,590	233,789	85,633	319,422
180 60,620 380,315 220 60	90 50,335 316,036 10 10	78 33,128 205,955 21,977 134,136	78 55,105 340,091	92 34,985 209,569 17,893 117,946	92 52,878 327,515	} 5 12	0 85
344,264 1,650 19,441 7,150 9,521 50,654 11,960 19,000 9,000 9,793	297,900 1,500 13,000 3,150 5,900 17,000 7,500 20,500 12,000 3,300	189,651 971 10,922 1,916 4,143 8,046 2,934 1,520 1,731 1,178	128,192 374 5,110 1,906 2,416 2,541 2,727 7,545 6,012 684	317,843 1,345 16,032 3,822 6,559 10,587 5,661 9,065 7,743 1,862	188,882 1,186 11,163 2,119 4,478 8,757 2,624 1,000 3,038 1,439	105,630 358 5,007 1,250 1,833 2,311 2,559 5,227 8,094 572	294,512 1,544 16,170 3,369 6,311 11,068 5,183 6,227 11,132 2,011	} 5 85	1 66
								} 6 47	2 80
								} 6 50	1 48
								} 5 21	1 41
903,828	748,231	462,173	313,620	775,793	469,332	268,680	738,012

STATEMENT

Civil district.	OF THE CIVIL DISTRICT.			WORKS SUPPLYING IRRIGATION.
	Total area in acres.	Culturable area in acres.	Cultivated area in acres.	Name.
1	2*	3*	4*	5
Karachi Collectorate ..	5,447,871	1,848,573	276,886	Canals North of Kotri .. Bunds North of Kotri .. Kalri .. Baghar .. Pinyari .. Indus Canals Right Bank .. Indus Canals Left Bank .. Sattah Canal .. Bunds Right Bank .. Bunds Left Bank .. Other Canals (Mulchand) .. Total ..
Thar and Parkar Collectorate.	8,727,090	4,190,126	1,050,902	Mithrao Canal .. Eastern Nara .. Khipro Canal .. Hiral Canal .. Thar Canal .. Jamrao Canal .. Gharo Mahmudo .. Kari Shumali .. Total ..
Nawabshah Collectorate ..	2,498,793	1,096,062	4,516,162	Jamrao Canal .. Nara Sang .. Mehrabwah .. Nasrat Canal .. Dambhro .. Naulakhi .. Dad Canal .. Ren Distributory .. Renwah .. Alibahar Kacheri .. Great Marak .. Gharo Mahmudo .. Other Canals in Hyderabad Canals Division .. Other Canals in Nasrat Canals Division .. Total ..

IV-E—contd.

Culturable area com- manded by the Irrigation Works in col. 5 in acres. 6*	Area at present estimated as annual- ly irrigat- ed by the Works specified in col. 5. 7*	AREA IRRIGATED IN ACRES.						RAINFALL.	
		1926-27.			1927-28.			1926-27.	1927-28.
		Kharif. 8	Rabi. 9	Total. 10	Kharif. 11	Rabi. 12	Total. 13		
21,780 1,150	24,819 80	6,190	3,884	10,074	5,794	3,013	8,807	Ins. Cts. 7 62	Ins. Cts. 5 93
40,317	28,900	14,178	5,103	19,281	16,236	3,265	19,501	8 99	12 66
95,301	51,800	33,723	12,301	46,024	33,407	8,063	41,470	9 30	8 71
185,600	119,620	85,030	16,196	101,226	84,563	15,885	100,448	9 66	10 41
173,701	49,600	25,707	5,573	31,280	25,351	6,135	31,486	8 46	11 15
84,048	52,258	35,879	3,915	39,794	39,815	6,660	46,475	10 9	10 72
34,294	17,229	14,834	908	15,792	17,319	1,572	18,891	12 83	13 28
18,296	6,910	3,770	939	4,709	4,796	906	5,702	8 63	10 57
6,773	4,747	5,385	2,041	7,426	3,465	641	4,106	7 39	9 34
14,389	8,472	4,155	983	5,138	3,407	1,066	4,473
675,649	364,435	228,901	51,843	280,744	234,153	47,206	281,359
405,699	114,000	104,657	5,329	109,986	97,336	18,952	116,288	14 19	16 62
509,426	50,200	46,293	5,795	52,088	47,548	5,391	52,939
33,845	4,800	5,530	179	5,709	5,035	359	5,394	0 29	11 50
50,154	12,500	12,923	407	13,330	10,849	1,374	12,223	0 75	26 80
136,000	32,000	39,422	3,262	42,684	29,762	4,041	33,803	13 10	19 38
620,882	150,474	137,518	24,662	162,180	127,747	23,924	151,671	10 88	31 58
29,204	2,970	4,525	174	4,699	4,209	117	4,326	9 08	15 15
22,783	4,900	4,477	215	4,692	3,369	260	3,629	9 13	17 62
1,807,993	371,844	355,345	40,023	395,368	325,855	54,418	380,273
201,976	50,000	46,738	5,606	52,344	44,302	1,918	46,220	5 66	40 72
2,529	60	30	..	30
63,946	11,406	7,501	610	8,111	9,737	1,445	11,182
323,113	98,789	88,472	7,654	96,126	92,104	5,354	97,458	3 18	0 98
51,290	15,327	12,903	2,789	15,692	13,909	1,692	15,601	4 66	0 31
162,189	54,095	46,320	8,227	54,547	46,646	5,191	51,837	4 43	0 72
313,721	1,113,400	98,817	23,182	121,999	102,324	14,229	116,553	6 69	1 1
12,756	9,500	6,955	1,147	8,102	7,727	1,529	9,256	5 15	6 10
1,558	500	408	262	670	358	193	551	5 15	6 10
42,615	12,500	11,427	805	12,232	10,923	459	11,382	6 63	8 90
114,289	68,020	68,589	5,121	73,710	61,272	5,011	66,283	6 87	8 12
51,275	23,000	19,650	2,599	22,249	19,669	2,358	22,067	9 8	15 15
4,417	1,140	890	462	1,352	737	356	1,093
20,480	2,200	1,106	1,422	2,528	1,005	1,128	2,133	3 43	1 37
1,366,154	459,137	409,806	59,886	469,692	410,713	40,903	451,616

STATEMENT

Civil district.	OF THE CIVIL DISTRICT.			WORKS SUPPLYING IRRIGATION.
	Total area in acres.	Culturable area in acres.	Cultivated area in acres.	Name.
1	2*	3*	4*	5
Hyderabad Collectorate ..	2,835,507	700,526	674,625	Jamrao Canal .. Alibahar Kacheri .. Great Marak .. Charo Mahmudo .. Sarfraz .. Kari Shumali .. Nasirwah .. Other Canals in Hyderabad Canals Division. Fuleli Canal .. Hasanali Canal .. Other Canals in Fuleli Canals Division.
				Total ..
	27,150,967	12,020,848	4,360,427	Grand Total ..

* Note.—The difference in the figures in columns 2, 3, 4, 6 and 7 as compared with the

IV-E—concl'd.

Culturable area com- manded by the Irrigation Works in col. 5 in acres. 6*	Area at present estimated as annual- ly irrigat- ed by the Works specified in col. 5. Acres. 7*	AREA IRRIGATED IN ACRES.						RAINFALL.	
		1926-27.			1927-28.			1926-27.	1927-28.
		Kharif.	Rabi.	Total.	Kharif.	Rabi.	Total.		
		8	9	10	11	12	13	14	15
								Ins. Cts.	Ins. Cts.
2,647	19	13	..	13	8	11	19
12,578	1,621	1,327	68	1,395	1,581	40	1,621	6 63	8 90
33,894	9,447	7,717	1,676	9,393	7,670	1,777	9,447	6 87	8 12
101,078	53,136	45,029	11,248	56,277	40,833	12,303	53,136	9 08	15 15
116,827	27,598	22,885	2,493	25,378	24,061	3,537	27,598	9 88	14 81
266,559	36,079	33,749	2,272	36,021	32,931	3,148	36,079	9 13	7 62
118,613	29,463	27,008	3,054	30,062	26,004	3,459	29,463	7 93	12 70
310	48	26	20	46	31	17	48
1,437,589	434,405	346,753	86,283	433,036	331,812	102,593	434,405	13 81	20 39
79,203	20,884	18,642	1,849	20,491	18,164	2,720	20,884	12 42	20 8
82,692	27,682	23,926	4,001	27,927	23,848	3,834	27,682	11 41	16 60
2,251,985	640,382	527,075	112,964	640,039	506,943	133,439	640,382		
9,012,707	3,592,258	2,517,016	990,012	3,507,028	2,513,866	839,107	3,352,973		

figures of last year is due to revised figures reported by the Collectors.



Present Average Annual Cultivation in Barrage Zone 2,317,000 Acres.
 Final Estimated Annual Cultivation in Barrage Zone 5,900,000 "
 Present Average Annual Cultivation in whole of Sind and Khairpur State 3,478,000 "
 Final Estimated Annual Cultivation in whole of Sind after full development of New Canals 6,769,000 "

PLAN OF SIND
 SHOWING
ALL AREAS TO BE IRRIGATED
 BY
LLOYD BARRAGE & NEW SIND CANALS
 (in Green & Blue Wash)
 AND
EXISTING CULTIVATION IN AREAS
NOT COMMANDED BY BARRAGE
 (in Pink Wash)
 To Accompany the Irrigation Administration Report.
1927-28.
 Scale 20 Miles = 1 Inch.

GOVT PHOTOZINCO, POONA, 1929.