

Administration Report
for the year 1922-23

Part II

Bombay Presidency
Public Works Department

CONTENTS.

Narrative Portion.

| | Pages. |
|---|------------|
| I. General— | |
| A. Details of Direct Expenditure | i |
| B. Figures for Works for which Capital Accounts are kept ... | ii |
| C. Figures for Works for which no Capital Accounts are kept ... | ii—iii |
| D. Review of Irrigation | iii—iv |
| II. Sind— | |
| 1.—Nature of inundation and rainfall | iv |
| 2.—Indus Right Bank Division— | |
| (i) Works for which Capital Accounts are kept | iv—vi |
| (ii) Works for which Capital Accounts are not kept ... | vi—vii |
| 3.—Indus Left Bank Division— | |
| (i) Works for which Capital Accounts are kept | vii—x |
| (ii) Works for which Capital Accounts are not kept ... | x |
| 4.—Protective Embankments | x—xii |
| 5.—Indus River Commission | xii—xiv |
| 6.—Miscellaneous | xiv |
| III. Deccan and Gujarát— | |
| 1.—Northern Division— | |
| General remarks | xiv |
| (i) Works for which Capital Accounts are kept | xiv—xvi |
| (ii) Works for which Capital Accounts are not kept ... | xvi |
| 2.—Central Division— | |
| (i) Works for which Capital Accounts are kept | xvii |
| (ii) Works for which Capital Accounts are not kept ... | xvii |
| 3.—Deccan Irrigation Division— | |
| General remarks | xvii—xviii |
| (i) Works for which Capital Accounts are kept— | |
| Works in operation | xviii—xix |
| Works under construction | xix—xxi |
| (ii) Works for which Capital Accounts are not kept ... | xxi |
| 4.—Southern Division— | |
| (i) Works for which Capital Accounts are kept | xxi |
| (ii) Works for which Capital Accounts are not kept ... | xxi |
| 5.—Scientific Works— | |
| (a) Engineering questions that have arisen | } xxii |
| (b) Special Irrigation District | |
| (c) River gauging | |

Administrative Accounts.

| | |
|--|---------|
| Administrative Accounts, Public Works Department (Irrigation), for the Bombay Presidency and Sind | 1—236 |
| • | |
| Statistical Statements for Irrigation Works, Deccan and Gujarat. | |
| Statement I-A—Statement showing size, command, length and cost of canals | 238—239 |
| Statement II-A—Statement showing details of catchment area, storage, command and cost of reservoir projects | 240—241 |

CONTENTS

| | Pages. |
|---|---------|
| Statement I-B—Capital Account of Irrigation Works for, and to end of, 1922-23 | 242—245 |
| Statement I-C, showing financial results of irrigation works for the year ending 31st March 1923. Realizations under main heads of revenue and working expenses | 246—247 |
| Statement II-C, showing general financial results of irrigation works for, and to end of, 1922-23 | 248—249 |
| Statement III-C, Demands and realizations during the year 1922-23 | 250 |
| Statement IV-C, showing the financial results of irrigation works for 1922-23 based on assessments | 251 |
| Statement I-E, showing areas irrigated and average discharges and duty of water in regard to irrigation works during 1922-23 | 252—255 |
| Statement II-E, showing incidence of working expenses and assessed revenue on irrigation works during 1922-23 | 256—257 |
| Statement III-E, showing quantity and value of crops irrigated during 1922-23 | 258—267 |
| Statement IV-E—Comparative statement of irrigation and rainfall for the years 1921-22 and 1922-23 | 268—271 |
| Statement F, showing remissions on irrigation works for the year 1922-23 | 272 |
| Statement I-F, showing water-rates per acre in force during 1922-23 | 273—274 |
| Statement G, showing areas and water-rate assessments during 1922-23 according to the system of classification adopted in fixing the scale of water-rates | 276—277 |
| Statement H, showing operations of the year 1922-23 | 278—279 |

Statistical Statements for Sind.


| | |
|---|---------|
| Statement I-A—Statement showing size, command, length and cost of canals | 282—285 |
| Statement I-B—Capital Account for Irrigation Works for, and to end of, 1922-23 | 286—287 |
| Statement I-C, showing the financial results of irrigation works for the year ending 31st March 1923. Realizations under main heads of revenue and working expenses | 288—289 |
| Statement II-C, showing general financial results of irrigation works for, and to end of, 1922-23 | 290—291 |
| Statement III-C, showing general financial results of irrigation works for, and to end of, 1922-23 | 292 |
| Statement IV-C, showing the financial results of irrigation works for 1922-23 based on assessments | 294—295 |
| General Abstract of financial results of irrigation works for, and up to end of, 1922-23 | 296—307 |
| Statement I-E, showing areas irrigated and discharges and duty of water in regard to irrigation works during 1922-23 | 308—309 |
| Statement II-E, showing incidence of working expenses and assessed revenue on canals during 1922-23 | 310 |
| Statement III-E, showing quantity and value of crops irrigated during 1922-23 | 312—321 |
| Statement IV-E, Comparative statement of irrigation and rainfall for the years 1921-22 and 1922-23 | 322—325 |

Maps.

| | | |
|---|---|-------------------|
| Map of the Northern Division. | } | At end of Volume. |
| Do. Central and Deccan Irrigation Divisions. | | |
| Do. Southern Division. | | |
| Index map of the Indus Right and Left Bank Divisions. | | |

LIST OF ILLUSTRATIONS.

| | | |
|--|-----|----------------------|
| Bhandardara dam—Down stream view of the dam | ... | <i>Frontispiece.</i> |
| Map of Sind showing all areas irrigated by existing inundation canals. | | |
| Do. all areas to be irrigated by Lloyd Barrage and new Sind canals. | | |
| Site of 1920 barrage 3 miles below Rohri gorge | ... | |
| Do. 1910 barrage above Rohri gorge | ... | |
| Bhandardara dam—Water face of the dam showing sluice pillars | | |
| Do. View across the dam from right bank | ... | Do. XIX |
| Lloyd dam—The old dam, lake and the new dam | ... | |
| Do. Three other views | ... | Do. XX. |
| Nira Right Bank Canal—Down stream view of aqueduct No. 3 .. | | |



BHANDARDARA DAM.

Down Stream View of the Dam. Average Height, 257 feet

ADMINISTRATION REPORT

OF

IRRIGATION WORKS IN THE BOMBAY PRESIDENCY FOR 1922-23.

I.—GENERAL.

A.—DETAILS OF DIRECT EXPENDITURE.

In the year 1922-23 the direct expenditure (excluding collection charges) on all the Irrigation Works throughout the Presidency amounted to Rs. 139 lakhs compared with Rs. 138 lakhs in the previous year, and Rs. 116½ lakhs, the average. The total is classified and divided between the Presidency proper and Sind as follows:—

| | Deccan and Gujarāt. | Sind. | Total. |
|--|------------------------|-----------|-------------|
| | Rs. | Rs. | Rs. |
| Works | 42,17,949 | 18,30,498 | 60,38,447 |
| Repairs | 5,87,161 | 85,71,251 | 41,58,412 |
| Establishment | 14,94,871 | 18,07,410 | 33,02,081 |
| Tools and Plant | 1,26,501 | 1,24,898 | 2,51,399 |
| Other charges | 87,153 | 11,815 | 48,968 |
| Gratuitous Relief | | | |
| Suspense Account | 1,61,460 | -42,685 | 1,18,775 |
| Receipts and recoveries on Capital Account | -13,798 | -204 | -14,002 |
| Receipts and recoveries on Revenue Account | -2,852 | -4,701 | -7,553 |
| Total | 66,08,245 | 72,88,277 | 1,38,96,522 |

2. The distribution of the above expenditure under several Irrigation heads is given below:—

| Heads. | Amount. | Remarks. |
|--|-------------|-----------------------|
| Rs. | Rs. | |
| <i>Capital Account—</i> | | |
| Productive Works | 18,82,108 | |
| Unproductive Works | 50,67,683 | |
| | 69,49,791 | Provincial |
| <i>Revenue Account—</i> | | |
| Productive Works | 27,17,664 | |
| Unproductive Works | 11,82,507 | |
| | 39,00,171 | Do. |
| <i>Works for which no Capital Accounts are kept—</i> | | |
| 1. Works for which only Revenue Accounts are kept | 8,33,698 | Do. |
| 2. Works for which neither Capital nor Revenue Accounts are kept | 21,86,791 | Do. |
| Irrigation Works—Contribution Works | 14,408 | Deposit Contribution. |
| 3. Miscellaneous Expenditure | 62,555 | |
| | 30,47,447 | Provincial. |
| Famine Relief outlay on Irrigation Works | -887 | Do. |
| Grand Total | 1,38,96,522 | |

Note.—In this report whenever "the average" is referred to, it is the average of the last three years, unless otherwise defined.

B.—FIGURES FOR WORKS FOR WHICH CAPITAL ACCOUNTS ARE KEPT.

3. The receipts on Capital Irrigation Works compared with the year's working expenses show a profit of Rs. 36,45,602 and Rs. 15,82,606 in Sind and the Deccan and Gujarát, respectively. If, however, interest charges on works in operation are taken into account the result shows a profit of Rs. 23,86,662 for Sind and a loss of Rs. 2,58,620 for the Deccan and Gujarát :—

| Class of works. | Direct Receipts. | Indirect Receipts. | Total Direct and Indirect Receipts. | Direct expenditure. | | |
|--|------------------|--------------------|-------------------------------------|---------------------|---|-------------|
| | | | | Capital. | Working expenses (including the share of collection charges). | Total. |
| WORKS FOR WHICH CAPITAL ACCOUNTS ARE KEPT. | Rs. | Rs. | Rs. | Rs. | Rs. | Rs. |
| Productive | | | | | | |
| { Deccan and Gujarát. | 3,355 | 9,938 | 13,293 | ... | 4,331 | 4,331 |
| { Sind | 3,15,138 | 61,75,636 | 64,90,774 | 18,82,108 | 30,56,565 | 49,38,673 |
| Unproductive | | | | | | |
| { Deccan and Gujarát. | 25,05,840 | 26,152 | 25,31,992 | 50,36,685 | 9,58,348 | 59,95,033 |
| { Sind | 10,079 | 5,78,373 | 5,88,452 | 30,998 | 3,77,059 | 4,08,057 |
| Total, Deccan and Gujarát ... | 25,09,195 | 36,090 | 25,45,285 | 50,36,685 | 9,62,679 | 59,99,364 |
| Total, Sind ... | 3,25,217 | 67,54,009 | 70,79,226 | 19,13,106 | 34,33,624 | 53,46,730 |
| Grand Total, Deccan and Gujarát and Sind, 1922-23 | 28,34,412 | 67,90,099 | 96,24,511 | 69,49,791 | 43,96,303 | 1,13,46,094 |
| Grand Total, average (last three years) ... | 25,17,606 | 43,94,604 | 69,12,210 | 42,77,239 | 36,65,681 | 79,42,920 |

4. The area under works for which Capital accounts are kept showed on the whole an increase of 581,276 acres when compared with the average. A large portion of this increase is due to certain canals in Sind which were formerly classed as Works for which only Revenue Accounts are kept being now classed as Capital works in compliance with paragraph 18 of the Government of India letter No. 3-P.W., dated 24th September 1921. The areas and estimated values of crops grown are contrasted in the following statement :—

| Class of works. | Area. | | | Value. | | |
|------------------------|-----------|-----------------------------------|-------------|--------------|-----------------------------------|-------------|
| | 1922-23. | Average (3 years ending 1921-22). | Difference. | 1922-23. | Average (3 years ending 1921-22). | Difference. |
| | Acres. | Acres. | Acres. | Rs. | Rs. | Rs. |
| Productive— | | | | | | |
| Deccan and Gujarát ... | 2,888 | 2,605 | 283 | 93,759 | 90,879 | 2,880 |
| Sind | 2,674,636 | 2,145,814 | 528,822 | 9,03,89,433 | 7,02,96,948 | 2,00,92,485 |
| Total ... | 2,677,524 | 2,148,419 | 529,105 | 9,04,83,192 | 7,03,87,827 | 2,00,95,365 |
| Unproductive— | | | | | | |
| Deccan and Gujarát ... | 284,031 | 257,639 | 26,392 | 3,83,27,347 | 3,86,85,067 | —3,57,720 |
| Sind | 325,543 | 299,764 | 25,779 | 1,01,90,625 | 88,90,541 | 13,00,084 |
| Total ... | 609,574 | 557,403 | 52,171 | 4,85,17,972 | 4,75,75,608 | 9,42,364 |
| Grand Total ... | 3,287,098 | 2,705,822 | 581,276 | 13,90,01,164 | 11,79,63,435 | 2,10,37,729 |

C.—FIGURES FOR WORKS FOR WHICH NO CAPITAL ACCOUNTS ARE KEPT.

5. These may be works for which only Revenue Accounts are kept, or works for which neither Capital nor Revenue Accounts are kept, or miscellaneous works. The receipts on these works are principally in the form of a share of the Land Revenue

and are termed "Indirect" and as such are book credits, so that figures of revenue appearing in the Finance Accounts, as distinguished from the Statistical Statements accompanying the Irrigation Administration Report, are very small, being for direct revenue only, *viz.*, proceeds from sale of water, etc. The area of irrigation on these very numerous works is always large, but it fluctuates to some extent with the seasons. The area irrigated showed a decrease of 17,382 acres when compared with the average. The decrease was consequent on certain canals formerly classed as works for which only Revenue Accounts are kept being classed as Capital works as mentioned in paragraph 4 above. The following statements give a comparison of the figures for this year and the average:—

| Class of works. | Revenue. | | | Expenditure. | Net Revenue. |
|--|----------|-----------|-----------|--------------|--------------|
| | Direct. | Indirect. | Total. | | |
| | Rs. | Rs. | Rs. | Rs. | Rs. |
| WORKS FOR WHICH NO CAPITAL ACCOUNTS ARE KEPT | | | | | |
| Works for which only Revenue Accounts are kept { Deccan and Gujarát . | 81,309 | 5,13,460 | 5,44,075 | 3,05,602 | 2,99,073 |
| Sind ... | 34,769 | 14,24,416 | 14,59,185 | 6,65,768 | 7,95,417 |
| Total for 1922-23 ... | 65,978 | 19,37,882 | 20,03,860 | 9,71,370 | 10,32,490 |
| Average total (for triennium ending 1921-22) . | 90,126 | 28,61,101 | 29,51,227 | 16,86,522 | 12,64,705 |
| Works for which neither Capital nor Revenue Accounts are kept. { Deccan and Gujarát. | 13,968 | | 13,968 | 4,21,808 | -4,07,840 |
| Sind ... | 16,899 | 9,54,589 | 9,71,488 | 18,02,784 | -8,31,296 |
| Total for 1922-23 ... | 30,867 | 9,54,589 | 9,85,456 | 22,24,592 | -12,39,136 |
| Average total (for triennium ending 1921-22) . | 30,805 | 9,40,375 | 9,71,080 | 22,83,762 | -13,12,682 |
| Miscellaneous (Irrigation) Expenditure. { Deccan and Gujarát. | | | | 48,267 | -48,267 |
| Sind ... | | | | 14,288 | -14,288 |
| Total for 1922-23 ... | | | | 62,555 | -62,555 |
| Average Total (for triennium ending 1921-22) | | | | 84,417 | -34,417 |
| Grand Total for 1922-23 ... | 96,845 | 28,92,471 | 29,89,316 | 32,58,517 | -2,69,201 |

| Class of works. | Area. | | | Value. | | |
|---|----------|--|-------------|-------------|--|-------------|
| | 1922-23. | Average (of the triennium ending 1921-22). | Difference. | 1922-23. | Average (of the triennium ending 1921-22). | Difference. |
| | Acres. | Acres. | Acres. | Rs. | Rs. | Rs. |
| Works for which only Revenue Accounts are kept— | | | | | | |
| Deccan and Gujarát ... | 156,890 | 151,555 | 5,335 | 79,97,187 | 83,62,528 | -7,65,341 |
| Sind ... | 600,211 | 627,699 | -27,388 | 1,84,69,906 | 1,61,09,749 | 23,59,157 |
| Total ... | 757,101 | 779,154 | -22,053 | 2,63,66,093 | 2,47,72,277 | 15,93,816 |
| Works for which neither Capital nor Revenue Accounts are kept— | | | | | | |
| Deccan and Gujarát ... | 2,559 | 2,393 | 226 | 1,95,184 | 1,75,795 | 19,389 |
| Sind ... | 30,879 | 26,234 | 4,445 | 11,65,400 | 11,10,819 | 54,581 |
| Total ... | 33,438 | 28,627 | 4,671 | 13,60,584 | 12,86,614 | 73,970 |
| Grand Total ... | 790,339 | 807,721 | -17,382 | 2,77,26,677 | 2,60,58,891 | 16,67,786 |

D.—REVIEW OF IRRIGATION.

DESCRIPTION OF IRRIGATION IN SIND.

6. In Sind the rainfall is negligible and cultivation depends almost entirely on canal irrigation. The canals, with the exception of a few perennial ones, flow for about four months during the year at the time of the inundation of the river Indus, and cultivation is limited to this period.

INUNDATION AND RAINFALL.

7. The inundation of 1922 was a very good one as the river steadily rose from the very beginning of June and maintained a fairly high level with slight fluctuations almost till the end of September. The rainfall was scanty and not of material help to cultivation.

IRRIGATION AND RAINFALL IN THE DECCAN AND GUJARAT.

8. In the Deccan and Gujarat cultivation depends mainly upon rainfall and the tanks and canals are useful for the purpose of growing more valuable crops or to counteract, when necessary, the evil effects of a deficient or irregular rainfall. The irrigation schemes in this part of the country involve the construction of storage reservoirs. The rainfall was generally satisfactory in the Deccan except in the Sholapur, Dharwar and Bijapur districts, where it was scanty. In Gujarat it was well distributed and beneficial for dry crops but insufficient for rice.

AREA IRRIGATED AND GROSS REVENUE.

9. The area irrigated in Sind during the year was over 3½ million acres as against 3¼ million acres of the previous year and the gross revenue amounted to Rs. 95 lakhs against Rs. 85¼ lakhs of 1921-1922.

10. The total area irrigated in the Deccan and Gujarat was 446,000 acres against 422,000 acres of the previous year and the gross revenue amounted to Rs. 31 lakhs being a little less than that of 1921-1922.

II—SIND.**1.—NATURE OF INUNDATION AND RAINFALL.****CHARACTER OF THE INUNDATION.**

11. The inundation of 1922 was an exceptionally good one and its marked feature was a steady rise in the river from the very commencement of June. The river reached its maximum level in the beginning of July and continued at a fairly high level almost till the end of September, when water had to be cut off in almost all canals.

12. The river rose to the fair irrigating level of 13 feet on the Bukkur gauge on 24th June and this level or above was registered for a period of 32 days against 28 days in 1921, 30 days in the years 1920 and 1919 and 29 days, the average. The fair irrigating level of 17 feet on the Kotri gauge was first recorded on 21st June and this level or above was maintained for a period of 102 days compared with 55 days in the previous year, 49 days in 1920, 81 days in 1919 and 62 days, the average of the previous three years.

13. The highest readings for the year were 15.5 feet on the Bukkur gauge on the 2nd July, and 20.4 feet on the Kotri gauge on the 10th August, against the recorded maximum readings on these gauges of 17.9 feet and 23.8 feet respectively.

RAINFALL.

14. The rainfall was scanty and of little use to cultivation.

2.—INDUS RIGHT BANK DIVISION.**(i) WORKS FOR WHICH CAPITAL ACCOUNTS ARE KEPT.****DESERT CANAL.**

15. The Desert Canal was opened on the 16th May 1922, about half a month earlier than usual, as there was a danger of the river entering the dhand and silting up the head of the canal or of its changing its course altogether. The river changed its course, as it was feared, in the middle of the inundation and worked out a new one along the left bank silting up its old course at its mouth. A very good supply of water was however available in the canal, but the demand was so small that there was a large cut off at the head regulator. The crops along the whole canal and its branches were very good due to steady river throughout the inundation. The full supply discharge or more was maintained for 80 days. The canal ceased to flow on 1st December 1922.

16. The Adiwah was opened with a gauge reading of 1.8 feet at its head regulator on the 1st June and it flowed up to 1st September. As the inundation was a very good one the supply in the canal kept steady throughout the season in spite of its very unfavourable head. The area under cultivation on the canal was however very small as owing to the constant failure of this canal the zamindars did not like to take risks.

UNHARWAH.

17. The Unharwah was opened on the 25th May 1922 with a gauge reading of 5.3 feet at Tori regulator and ceased to flow on 24th November 1922. The main current of the river kept towards the left bank throughout the inundation and the canal received its supply from a bye-river. The dhand feeding the Unharwah was cleared of silt and

canalized by groyning. A strong bund put across the dhand below the Unharwah off take to drive the entire dhand supply into the canal proved very successful and greatly helped to keep the canal flowing for a longer period. The supply in the canal and its branches was generally more than sufficient throughout the inundation and internal rotations were resorted to only at the end of September when the river fell. A maximum depth of 10.1 feet was let into the canal against the originally designed full supply depth of 10 feet. A gauge reading of 9 feet or over was maintained in the canal for 73 days.

BEGARI CANAL.

18. The Begari Canal was opened on the 30th May with a gauge reading of 4.8 feet on the old head regulator. As the channel feeding the Begari had been eroded during the last inundation the canal took off directly from the main river. The canal worked very satisfactorily throughout the season and kept flowing up to the 20th December 1922, when it was tightly closed at the new head regulator in order to dry it up for carrying out silt clearance work at its tail. The two tail branches, viz., the Eden and Sirwahs, which have suffered from deficiency for many years, were greatly benefited by the deep silt clearance done in them and at the Begari tail.

19. The Choi branch was opened on the 4th June 1922 with a gauge reading of 3.5 feet at its head regulator. The supply in the branch went on increasing till the gauge read between 6.8 and 7.2 feet, which is considered most satisfactory. It finally ceased flowing on the 8th October 1922 after all crops had matured and a large area had been watered. Seldom, if ever, has the Choi branch had such a good year.

MAHIWAH.

20. The Mahiwah was opened on 1st June and ceased to flow on 28th September 1922. It worked satisfactorily till the beginning of August when owing to river erosion the head of the Gudu Dhand which feeds the canal silted up. The Dhand had to be closed for clearance in the middle of August and after some silt was cleared the protective bund at the head gave way owing to its sudden and active erosion and further work was consequently stopped. The rise in the river by about 2 feet however helped the situation by scouring out silt to a certain extent and this coupled with the rotations at different regulators saved a very grave situation.

SEHAR CANAL.

21. The Sehar Canal, like the Mahiwah, takes off from the Gudu Dhand and its water supply was affected in the same way as that of the latter canal. The proposal to abandon the project for remodelling the Seharwah is still under consideration.

GARKINO CANAL.

22. The tract of the country enclosed within the compartment formed by the Eastern Nara, the Flood Diversion bund and the Trighati Dhoro suffers from a deficiency in the water supply and the poor khatadars are subject to much hardship. To alleviate their sufferings a project for widening the head portion of the new cut to Garkinowah and its head regulator and excavating an entirely new canal immediately below the Railway line with a distributary taking off at its mile 2/7 left bank was taken in hand during the year.

SUKKUR CANAL.

23. The Sukkur Canal has two heads, the Rahuja head and the old head. The former gets its supply from Dhoro B which is now more or less canalized and is fed by the bye-river. It was opened on the 25th May 1922. The old head takes off near Bukkur. It was as usual kept bunded up during the kharif season and opened on 2nd November 1922 for watering rabi lands. The Sukkur Canal obtained an excellent supply during the season. Owing to the strengthening of the banks and construction of masonry outlets it was possible to admit this year a much higher level of water below Ratodero, with the result that the tail of the canal below mile 56 and its branches Napat Sukkur and Maksudo, which generally suffer from deficiency, got a fairly good supply. The canal below mile 56 was cleared for the benefit of the land in the Shahdadkot Sub-division.

GHAR CANAL.

24. The Ghar Canal was opened on the 20th May 1922 when Bukkur read 5.7 feet. It worked very well. The gauge at its head rose to a maximum of 11.6 feet on the 9th August, against 12.8 feet of the previous year. The Larkana gauge was allowed to go up to 16.8 feet, as compared with 16.7 feet of the previous year. The full supply level of 16.0 feet and over was registered at this place for 34 days as against 23 days of last year. This level could have been obtained for a longer period, but as water was not required lower down it had to be cut off at the Fordwah head.

25. The Ghar Dhand which is being gradually canalized worked satisfactorily. The Dhand received its supply from the bye-river. Though the supply was low owing to silt deposit, in the middle of the season a new channel formed higher up and brought in a more direct and higher supply.

26. The Fordwah, which is a feeder to the Ghar Canal, also worked very well. The supply was excellent and both the regulators on the canal had to be closed during August, September and a part of October to prevent serious flooding at the tails of the Ghar branches. The river opposite the Fordwah assumed great activity during the period under report. From 1st May 1922 to 31st March 1923 it eroded away a length of 5,100 feet in front of the canal and came within 500 feet of the first regulator. Under these circumstances a new feeder was provided to Fordwah for use in case the present mouth silted up. The Naurang and Nurwah are the two main branches at the tail of the Ghar Canal. These canals worked very satisfactorily. The Gathwah and Chilo into which the Naurang bifurcates had also a better supply this year although not as satisfactory as in other branches.

27. The Nasrat *ex* Ghar which takes off from the Ghar Dhand was opened on the 24th May and ceased to flow on the 30th September 1922. Unlike previous years there was practically no deficiency of supply in this canal.

SATTAH CANAL.

28. The Sattah Canal takes off from the Naro which is fed by the river from its left bank. It runs in a length of 32 miles and passes through Jati and Shabbunder talukas. It flowed from the 27th May 1922 when the Kotri gauge recorded 10.4 feet. The head of the canal which had silted up during the inundation of 1921 was thoroughly cleared. The supply in the canal and its branches was very good and the outturn of the crop was excellent. Only on the Rajwah, where the lands are high, there was some deficiency.

SIND CANAL.

29. The Sind Canal was opened on 21st May and ceased to flow on the 30th September 1922. It worked very satisfactorily. One of its branches, *viz.*, Munghirwah however suffered from a little deficiency at the tail.

PINYARI CANAL.

30. The Pinyari Canal is 21 miles long and is the chief source of supply in the Mirpur Bathoro, Sujawal and Jati talukas. It commenced to flow on the 23rd April 1922 when Kotri read 6.7 feet. There was a good supply of water in all the branches of the canal except in the tail portions of Sonhari, Gunj Bahar, Saida and Fatia. Only one rotation at Daro was given for two days. With a view to give relief to the zamindars of Jati taluka, who had suffered considerably in the past, continuous rotations at Daro and Shorewah regulators have been practically stopped and only two rotations will be given in future at Daro, one at the beginning of the season for transplantation and the other at the end for maturing crops, if necessary, there being no regulation at all at Shorewah.

KALRI CANAL.

31. The Kalri Canal takes off from the river on its right bank near Luka and runs southwest through the middle of the Tatta taluka and tails into the Mirpur Sakro taluka. It flowed on the 30th May 1922 when Kotri read 12.2 feet. The canal maintained its full supply level from the 20th June to 16th September 1922 and ceased flowing on the 10th October 1922. All the lands dependent on it obtained a very good supply and no complaint about deficiency of water was received. The branch canals also had a good supply with the exception of the Jamwah where rotations had to be resorted to. To improve the supply in this canal very heavy clearance and repairs to banks were carried out.

BAGHAR CANAL.

32. The Baghar Canal is one of the deltaic mouths of the river Indus taking off from its right bank near Aghimani. It runs in a length of 93 miles through Tatta, Mirpur Sakro and Ghorabari talukas and tails into the sea through Sheika creek. It began flowing on the 8th April with a gauge reading of 2.0 feet at its head and ceased to flow on the 6th December 1922.

(ii) WORKS FOR WHICH CAPITAL ACCOUNTS ARE NOT KEPT.

WESTERN NARA.

33. The canal was opened on the 24th May 1922. The head regulator had however to be partially closed from the 29th May to 8th June to avoid breaches lower down the canal owing to very slack demand. Erosion in the river at the head of Gharo B feeding the canal became very active and owing to the cutting away of 15 to 20 acres of land thickly grown with babul and *lai* jungle, which found its way into the feeder Gharo B, the head regulator Nara was choked. The regulator was, however, cleared and the canal with proper precautions taken continued to work satisfactorily.

34. The new feeder to the Western Nara which was excavated in the year 1893 worked well for a few years but since the excavation of the new Akil mouth it has proved a failure. It tails into the Nara at mile 33 where the water level is generally higher than that in the feeder itself. The small area which depends for its water supply on the new feeder is watered from the Western Nara by means of back water.

PRITCHARD CANAL.

35. The Pritchard canal at present receives its supply direct from the main channel of the river. There was active erosion just above its mouth which would have silted the canal had not erosion subsided and the head regulator been kept fully open. The canal was opened on the 26th May and ceased to flow on the 22nd October 1922. Regulation was carried out at the first head regulator only. The regulator was partially closed from the 24th June to 6th July as no further water was required lower down and it was kept fully opened again for one month from 7th July maintaining a steady gauge of 10 feet and over at the Railway bridge and Stop gate regulator. The canal ran with this level by partially opening Mulan Khamiso escape on a few occasions. The Stop gate regulator was not closed even for a single day during the inundation. The branch canals worked satisfactorily.

36. The following principal works were completed or were in progress during the year under report :—

| WORKS COMPLETED. | Expenditure during 1922-23. |
|--|-----------------------------------|
| <i>Karachi Canals District.</i> | |
| | Rs. |
| Constructing a sluice in mile 39/1 of M. S. Bund | 12,392 |
| Raising and strengthening M. S. Bund Gungri to Khanto mile 46 to 56 | 8,397 |
| <i>Shikarpur Canals District.</i> | |
| Constructing front embankment to Garang Loop | 7,195 |
| Constructing a front embankment together with a wetting channel to 1910 loop and an inlet sluice to feed the channel at mile 20/3 of Sukkur Begari Bund | 10,147 |
| Constructing a new Arain loop to Sukkur Begari bund miles 17/1 to 21/0 | 2,22,954 |
| WORKS IN PROGRESS. | |
| <i>Karachi Canals District.</i> | |
| Raising Aghimani Baphi | 26,302 |
| Raising and strengthening Baghar Uchito bund | 31,985 |
| Constructing sluices in miles 21/3 and 41/4 of Mulchand Shah- bunder Bund | 6,024 |
| Raising and strengthening Mulchand Shahbunder Bund, Mulchand to Rajwah mile 0 to 18/3 | 21,449 |
| Constructing a New Moharis along M. S. Bund, Bara Gazo to Mahmudawah and Belo Loop | 23,197 |
| Raising Belo Loop | 36,683 |
| Raising and strengthening M. S. Bund, Rajwah to Gungri mile 39 to 42 | 14,024 |
| Constructing Sonda Korai Loop | 12,249 |
| Constructing New Loop behind Thahimani Gulel Loop Baghar Uchito Bund | 1,74,936 |
| Constructing Thahimani Gulel Loop Bund of 1920 to Baghar Uchito Bund | 14,573 |
| Constructing new Retired Belo Loop | 10,508 |
| <i>Western Nara District.</i> | |
| Constructing Loop to Abad Bund | 92,999 |
| Sand coring of Abad Bund | 15,255 |
| <i>Ghar Canals District.</i> | |
| Raising and strengthening Loop Bund of 1901 behind Mitho Phulu Bund mile 32/6 to 36/1 | 14,988 |
| Raising and strengthening Loop Bund of 1900 behind Mitho Phulu Bund mile 30/4 to 32/0 | 5,000 |

3.—INDUS LEFT BANK DIVISION.

(i) WORKS FOR WHICH CAPITAL ACCOUNTS ARE KEPT.

37. The canals in the Left Bank Division fall under two groups, viz., (a) the Eastern Nara system and (b) Canals taking off direct from the Indus.

38. Under (a) are the Nara River, the Jamrao, Mithrao, Khipro, Thar and Hiral canals, all of which except the Khipro Canal, which flows during the inundation only, are perennial. The Thar canal is, however, closed on or about the 1st December each year to save the land under command from being water-logged.

39. Under (b) are the Dad, Nasrat, Fuleli, Hasanali and a large number of smaller canals which are inundation canals though the Fuleli receives a fair rabi supply.

(a) *The Eastern Nara System.*

NARA SUPPLY CHANNEL.

40. The Nara Supply Channel is an artificial cut 12 miles in length, taking off the river on its left bank above Rohri and forming the mouth of the Nara. Its discharging capacity is about 20,000 cusecs during high inundation. The Nara river below the channel has no regular banks and the result is that when the discharge in the channel exceeds 5,000 cusecs, the water overtops the banks and touches the Flood Diversion Bund on the east and the hills on the west.

41. During the year the channel worked satisfactorily. The head regulator was kept open throughout the inundation. The maximum gauge reading at the head regulator was 22.5 feet upstream and 22.1 feet downstream and the minimum gauge reading was 8.9 feet upstream and 8.8 feet downstream against the corresponding gauge readings of 24.4/23.7 feet and 6.6/6.5 feet respectively in the previous year. The maximum observed discharge was 18,321 cusecs on the 9th August 1922 and the minimum was 751 cusecs on 24th January 1923.

42. The silt deposit of the cold weather of 1922 in the head portion of this channel was scoured by the middle of June 1922, when it could carry a large discharge. When the river fell the channel was again silted up, as usual, at the end of the inundation.

43. With a view to improve the existing flat hydraulic gradient and thereby to increase the discharge of the Nara river which is at present insufficient for the full requirements of the Jamrao, Mithrao and other small canals dependent on it, eight cuts were sanctioned and four of them were completed during the year which have shown satisfactory results. As an additional measure to improve the supply the wide reaches of the Nara river are proposed to be groyned and dredged.

THE NARA.

44. The length of the Nara from the end of the Nara Supply Channel to the Jamrao Head works is about 96 miles and from the Jamrao to the Thar Weir about 100 miles. It commands over 500,000 acres of cultivable land. The area of cultivation during the year on the Nara in the Eastern Nara District was nearly 61,800 acres against 38,816 acres in 1921-22 and 39,869 acres the average of the previous three years.

45. The Nara below Makhi is being gradually improved. The raising and strengthening of the inner bunds from Makhi to Bakar has proved very beneficial as water at a higher level can now be admitted below Makhi with comparative safety for improving the supply to Khipro, Thar and Hiral Canals. The Makhi Dhand forms a storage of water for rabi cultivation on the Mithrao. The Moorad and Baghdad Sangs sluices which feed this dhand were opened on 31st July and closed on 6th October 1922 but the level of water in the dhand was not high enough to be of any use to the Mithrao.

JAMRAO CANAL.

46. The important works in progress on this canal during the year were (1) Improvements to Jamrao head works, (2) Constructing an office and a bungalow at Mirpurkhas for the Executive Engineer, Southern District Jamrao Canal, (3) Additions and alterations to the bungalow and office of the Executive Engineer, Northern District Jamrao Canal, at the same station and (4) Constructing a Distributary *ex.* 109th mile of the canal. The canal and its minors were maintained in good order. The immediate effect of improvements to head works has been a greatly increased maximum discharge without the usual silt trouble and although this has not caused a large increase in cultivation during the year it will probably do so in future years. The improvements however have greatly increased the yield and this in itself is a great advantage to zamindars who had suffered on account of the failure of supply in previous years. The maximum and minimum discharges measured above the weir were 11,050 cusecs on 11th August 1922 and 914 cusecs on 26th January 1923, respectively.

47. The area cultivated during the year was about 242,400 acres as compared with 188,067 acres of last year and 209,164 acres the average of the previous three years. The area under cotton was about 110,900 acres as compared with 49,586 acres in the last year and 91,383 acres the average of the previous triennium. The rainfall was much below the average and was untimely. The discharges above Jamrao head in October, November and December 1922 never fell below 1,100 cusecs and such a good rabi supply has not been received since 1917. The discharge fell below 1,000 cusecs only for 23 days in January and February and the canal was then closed for one week in rotation with the Eastern Nara. The cotton crop was excellent and the total yield is a record one being 14 annas against 10 annas in the bumper year of 1919. The crop was slightly attacked by boll worm but no appreciable harm was done. The total area cultivated under "Adhawa" crop was 5,931 acres. The kharif area was more than that of last year but the area under Bajri showed a decrease owing to increase in the area of cotton.

The rabi area was 67,800 acres against 42,033 acres last year and 45,110 acres the average of the last three years. An allotment of new land to the extent of 3,520 acres was made during the year on this canal.

MITHRAO CANAL.

48. This is a perennial canal taking off the Nara above the Makhi regulator. The inundation being a satisfactory one the canal worked well during the year.

49. Makhi left, Chotiari Minor and Makhi right also worked well and specially the last showed considerable improvement due to the groyne work and the raising of berms.

50. With a view to do away with direct irrigation from the main canal as far as possible, the work of remodelling Right and Left Bank branches *ex.* 9th mile with Kandiari and Santor Minors was taken in hand. The two branches and the Santor Minor came into operation during the year and worked satisfactorily. The Kandiari Minor is still in progress.

51. The Full Supply Level at 30th mile could only be maintained on rotation days. The supply was deficient at the beginning of the season in the Left Bank Distributary *ex.* 30th mile and a kacha mouth for Atawah *ex.* Mithrao had to be opened for some time to supplement it. The Right Bank Distributary as well as both the Distributaries at the 45th mile worked well.

52. The area cultivated during the year under report was nearly 97,800 acres as compared with 76,628 acres of the previous year and 90,859 acres, the average of the last triennium.

HIRAL CANAL.

53. This canal was opened on 6th May 1922 and worked very well. The lowering of the pavements of the masonry works and the bed of the Hiral head distributary had the desired effect of improving the supply.

54. The cultivation during the year was over 14,700 acres against 11,950 acres in the last year and 14,137 acres the average of the last three years.

55. An allotment of 214 acres was made on this canal during the year under report.

THAR CANAL.

56. This canal was opened on 30th May 1922. Owing to low supply, rotations had to be resorted to on the main canal and water was properly distributed on all branches and distributaries throughout the whole season.

57. The 3rd Mile Right and 7th Mile Left Bank distributaries constructed during 1919-20 did not work satisfactorily owing to the excessive draw-off by some karias in the upper reaches which resulted in deficiency at the tail where the karias had to be given mouths direct from the main canal. The adjustment of sluices is very necessary.

58. The cultivation during the year was about 47,000 acres against 39,239 acres during the last year and 44,837 acres the average of the past triennium.

KHIPRO CANAL.

59. The Khipro canal flowed from 17th May to 15th October 1922.

The clearance done during the last two years and double groynes constructed in the bed of the Nara $\frac{1}{2}$ mile above and $\frac{1}{2}$ mile below the present mouth of Khipro Canal with a view to improve the supply in the canal proved beneficial. For permanently improving the supply a masonry weir 60' long has been constructed across the Nara below the Khipro head.

60. The capital expenditure on this canal during the year amounted to Rs. 36,183.

61. The cultivation during the year was a little over 3,800 acres against 2,113 acres last year and 2,242 acres, the average of the previous triennium.

(b) Canals taking off direct from the Indus.

NASRAT CANAL.

62. The Nasrat canal was opened on 28th May and closed on 18th October 1922. The canal did not receive full supply for a single day in the whole season and the intermediate regulators had therefore to be rotated. The supply in the early part of the season was good which induced zamindars to grow cotton to a large extent. The canal has not been working well for some time in spite of clearance in the main and branch canals. The deficiency at the tail is chiefly due to the draw-off of excessive supply by a large number of karias and the question of sluicing them is under consideration.

63. The cultivation during the year on this canal was about 80,200 acres against 80,010 acres in the last year and 80,538 acres the average cultivation of the previous three years.

DAD CANAL.

64. The Dad Canal was opened on the 28th May 1922. It received full supply level for 85 days and was closed on the 14th November 1922. With the exception of a few days the canal from June to September was running full and there was no occasion to resort to rotations.

65. The construction of a regulator at the 56th mile of the main canal had the desired effect as zamindars on Mubarakwah who usually clamour for water were more than satisfied. The raising and strengthening of the right bank of Subaganwah saved the tract round about Daulatpur in Moro Taluka, which used to be under river spill, from being flooded.

66. The Ren Distributary which takes off from the Dad received a good supply. Two breaches that occurred in mile 2 of the Distributary were promptly closed.

67. The cultivation during the year on this canal including Ren Distributary was over 126,500 acres against 115,345 acres in the last year and 108,697 acres the average of the previous three years.

68. New land to the extent of 308 acres was allotted during the year.

NAULAKHI.

69. The Naulakhi canal was opened on 29th May and closed on 18th October 1922. Though the head of the canal was favourably situated with respect to the river there was deficiency at the tail in the latter part of the season chiefly owing to excessive draw-off by karias in the head reaches. Several karias have already been reduced and the reduction of others will be taken in hand as soon as possible.

70. The area cultivated during the year was nearly 50,900 acres against 42,009 acres in the last year and 43,507 acres the average of the previous three years.

FULELI CANAL.

71. The Fuleli canal worked very well during the year. The head was stable and no silting or erosion took place. The silt that had dropped in the tail reach in the last inundation had been scoured away in the rabi season by opening the escape and the supply at the triple sluice was good. The level of 17.5 feet was maintained safely downstream of Alipur Regulator and this level is now necessary as owing to improvements to canals in the Tando Bago sub-division there is a greater draw-off between Alipur and the Triple Sluice.

72. The area cultivated during the year was about 410,600 acres against 395,898 acres in the last year and 393,959 acres the average of the previous triennium.

HASANALI CANAL.

73. The removal of a bad bend and the construction of paka sluices over karias in the upper reaches improved the supply in the lower reaches and the tail branches of this canal which hitherto suffered from deficiency.

74. The area cultivated during the year was about 17,500 acres against 16,219 acres cultivated in the last year and 17,666 acres the average of the previous three years.

CANALS IN THE HYDERABAD CANALS DISTRICT.

75. All the canals in this District worked satisfactorily except the extreme tail of Sarfraz which had no water until the 1st September owing to the large draw-off in the upper reaches.

76. The work of constructing a second class inspection bungalow between Shahdadpur and Saidabad was in progress.

77. The cultivation on the canals in the Hyderabad Canals District, except Ren Distributary, for the year was about 263,400 acres against 252,038 acres in the last year and 252,119 acres the average of the past three years.

(ii) WORKS FOR WHICH CAPITAL ACCOUNTS ARE NOT KEPT.

78. The principal canals falling under this head are the Mehrab and Dambro in the Nasrat Canals District and the Ren, Gharo Mahmudo, Kari Shumali and Nasir in the Hyderabad Canals District. All these canals except the Mehrab and Ren have since been classified as works for which capital accounts are kept. The Mehrab did not work well. The other canals worked satisfactorily.

4.—PROTECTIVE EMBANKMENTS.

79. Though the inundation was very good, the river did not rise very high and the bunds were not heavily strained. The weak portions of the bund line have been raised this year and "Muhari" constructed wherever necessary to protect it from wave wash.

KASHMORE BUND.

80. There was very little water against the bunds this year. From mile 16 to 45 of the Kashmore Bund there was no water at all, whereas from mile 0 to 13 there was

not sufficient water as to cause anxiety. The maximum depth of water against the bund was 9.3 feet at mile 4. The soil at this place is very good and there is little likelihood of its breaching here.

81. The only portion open directly to the river is the length from mile 2/3 to 6/4 of the 1896 loop, the flood water against the rest of the bund being either in a compartment or from some Dhand opposite it. The Gouspur Loop had no flood water against it, nor are there any means of wetting it from the river through the Front Bund. A breach which occurred in the right bank of the Begari Canal last year was kept open and water therefrom touched the Loop in the first 7 furlongs.

82. Similarly water from Kundharowah at mile 9/4 on the Tori Loop touched a small portion of the Gouspur Loop in miles 11 and 12. In the remaining lengths of Gouspur Loop water from both these sources filled the low lying places in the compartment and the borrow pits along the Loop. There was erosion at intervals opposite miles 4 to 6 of 1896 Loop during the abkalan, but it was not so active as to endanger the bund. The river is 610 feet away from the bund at mile 4/6.

83. The main current of the river which though not actually hard against the right bank, had by the end of July shifted to the left bank so that the main river is now well away from the right bank with a large kacha between it and the old course. There is no probability of the river returning to the Right Bank again for some years.

84. As the river did not rise very high, the bunds in the Shikarpur Canals District were free from danger. A few leaks occurred in the Arain Loop to the Sukkur Begari Bund. Some of the small wetting channel bunds breached but caused no damage. For the last 2 years the river was cutting in front of the main bund at mile 17/4 to 18. The nearest point of the bund was less than 2,000 feet. The front bund might possibly have been eroded and in order to protect the country, a second line of defence (Arain Loop) was constructed at a total cost of Rs. 5,70,944.

85. The bunds in the Ghar Canals District were carefully patrolled specially at Lundi Dhoro in miles 20 and 21 of the Jhalli Bund and between miles 30 and 36 of the Mitho Bund where active erosion was going on. They stood the pressure of water well. As the main Mitho Phulu Bund was threatened between miles 30 and 36, the existing 1900 and 1901 loops behind miles 30/4 to 32 and 32/6 and 36/1 which were not sufficiently high, were raised and strengthened during the year at a cost of Rs. 35,024.

86. The right bank of the Ghar Canal forms a part of the main river flood protective system. There is practically no free board along its considerable length. No disaster has happened as yet, but if an abnormally high flood occurs it would not be possible to prevent a disaster even by breaching the left bank of the Ghar. It has therefore been proposed to strengthen this portion at a cost of Rs. 38,229 for which plans and estimates have been sanctioned by the Indus River Commission.

87. The length of the river bunds in Western Nara District is 101 miles. The Abad Bund having been raised and strengthened in its first three miles no trouble was experienced. Moreover 4 karias were excavated from the river to get early water against the bund for wetting it. This worked well and had the good effect of serving as a cushion against an impact of 3 or 4 feet sudden rise of water against the bund which usually takes place in this portion. There was no spill water against the Lashari and Nangesah Bunds.

88. A cut was given in old Nangesah Bund at mile 26 and the water entered the pits only from mile 25 to 30 of the bund. Spill water did not touch the bunds from mile 39/5 to 52/0. From mile 52/0 to 53/4 water was allowed to soak the bunds by giving 2 cuts, one from Marviwah above regulator and the other from karia Razishah. To prevent the Pritchard Canal water accumulating against the low end of the bund compartment opposite mile 39 in time of breaches and in order to soak Nangesah and the loop compartment, a masonry gap has been constructed at mile 5/6 R. B. Pritchard Canal above the head regulator.

89. In the Karachi Canals District a line of bunds to check river spill runs along both banks of the river in a length of 56 miles on the right and 92 miles on the left side. As there was active erosion opposite mile 1 of the Sonda Hillaya Bunds and the Thahimani Gulel Loop, two new loops, viz., the Sonda Korai Loops and the New Juna Thahimani Loop were constructed during the year to save the country from floods.

90. The total mileage of bunds in the Nasrat Canals District is 15 miles and all stood water pressure well. The raising and strengthening of the right bank of Suhaganwah prevented the annual flooding and consequent damage to standing crops along the Suhagan and Herbert tracts.

91. Water touched the Ren Bund at the end of June and by the beginning of July and wetting was done by beldar establishment. The work of raising and strengthening this bund was completed at a cost of Rs. 3,156.

92. The heavy erosion in front of the Ghallian Bund in the Fuleli Canals District has stopped.

93. The Hajipur Bund was wetted by means of cuts in the bank of Wasing, Nurwah, Khairwah and Khokherwah and karias in miles 1 and 3 on the river side of the bund and also by spill water. Owing to high winds sand was blown off from the sandy portions of the bund which had to be continually repaired by the establishment. Wave-wash was very active in miles 13/5 and 14/6 and damaged the stone pitching to some extent. To prevent further destruction groynes were set at an oblique angle to the bund so as to be at right angles to the direction of the waves and this has proved efficacious. The groynes are of the single basket work pattern and are made by the beldar establishment. Endeavours are also being made to encourage the growth of lai jungle to break the force of the waves.

94. The stone groynes at Gidu Bund continue to stand well and have completely fulfilled their purpose. The Jamshora front bund was raised to Indus River Commission Specification level.

5.—INDUS RIVER COMMISSION.

INDUS RIVER COMMISSION WORKS AND THEIR CLASSIFICATION.

95. The expenditure on all the works, including surveys, carried out under the direct supervision of the Chief Engineer in Sind, during the year under report, were charged to "15—Other Revenue Expenditure financed from Ordinary Revenues—Works for which neither Capital nor Revenue accounts are kept".

SURVEYS OF THE INDUS.

96. The Indus from 16 miles above Kashmore to its bifurcation at the Delta was surveyed for a length of 516 miles against 522 miles of last year. Portions of the two branches of the River Indus below the point of bifurcation, *viz.*, the first 20 miles of the river Haidri and the upper 5 miles of the river Ochito were also surveyed and plotted. The total length of the Survey traverses done during the year was 911 miles as against 938 miles in the previous year.

DEMARCATING OF DISTRICT AND KHAIRPUR STATE BOUNDARIES.

97. The work of demarcating district boundaries has been carried upto Gopang village about 25 miles above Kotri. It could not be finished upto Kotri as the old existing and very complicated boundary had to be followed. Good progress was also made on the work of maintaining the Khairpur State boundary which was taken in hand during the year.

RIVER GAUGES.

98. The Indus river discharge observations are conducted by the Indus River Gauging District.

99. Gauge readings of the river were taken daily at 11 stations, twice a week at 4 stations, and weekly at 6 stations.

100. All these gauges are maintained for the purposes of fixing the high flood levels for the river embankments, for recording the changes in the level of supply at canal mouths and for observing any permanent change in the level of the river.

SCIENTIFIC WORKS AND DISCHARGES OF THE INDUS.

101. Discharge and other scientific observations were continued at Sukkur and Kotri as usual. The results will be published in the Indus River Commission Records.

The total monthly discharge at Sukkur during the inundation season and the minimum, maximum and average discharges of the year, compared with the results of the previous four years are as follows :—

| Month. | 1918-19. | 1919-20. | 1920-21. | 1921-22. | 1922-23. |
|---|------------|------------|------------|------------|------------|
| | Cusecs. | Cusecs. | Cusecs. | Cusecs. | Cusecs. |
| June | 13,257,000 | 8,350,000 | 6,452,000 | 5,377,740 | 9,971,573 |
| July | 9,809,000 | 12,186,000 | 15,422,000 | 9,297,557 | 13,219,431 |
| August | 9,924,000 | 14,082,000 | 14,506,000 | 14,623,091 | 14,413,531 |
| September | 5,924,000 | 7,488,000 | 4,793,000 | 7,762,473 | 11,603,767 |
| Total | 38,914,000 | 42,106,000 | 41,173,000 | 37,060,861 | 49,208,302 |
| Average discharge | 318,967 | 345,131 | 337,485 | 303,777 | 403,347 |
| Maximum discharge | 521,890 | 506,352 | 626,406 | 605,278 | 591,797 |
| Minimum discharge June to September. | 92,901 | 135,136 | 102,600 | 96,869 | 168,815 |
| Minimum discharge observed throughout the year. | 21,784 | 31,017 | 22,532 | 35,894* | 32,449 |

* The figure as reported for 5th February 1922 has been adopted and is different from that mentioned in the Report for 1921-22 as occurring on 10th December 1921.

The discharge observations of the Indus at Mithankot below its junction with the Chenab were continued.

FLEET.

102. Two motor launches the "Dorothy" and the "Margaret" were purchased for the fleet during the year under report. Both the launches are very powerful and are fitted with buffalo engines and also a separate dynamo engine (petrol driven) for electric lights and charging of starting battery. These launches are now doing the whole of the discharge work at Sukkur and Kotri, the old steam launches being unable to maintain sufficient steam.

EXTENSIONS AND IMPROVEMENTS AND SPECIAL REPAIRS.

103. The estimated cost of works under these heads sanctioned or approved during the year 1922-1923 by the Indus River Commission for execution by the Executive Engineers and by the Commissioner, is as follows :—

| District. | Extensions and improvements. | Special repairs. | Total. |
|--|------------------------------|------------------|-----------|
| | Rs. | Rs. | Rs. |
| <i>Indus Right Bank Division.</i> | | | |
| Western Nara | 38,641 | 3,18,836 | 3,57,477 |
| Karachi Canals | 1,55,939 | 3,48,327 | 5,04,166 |
| Begari Canals | 1,676 | 5,043 | 6,719 |
| Shikarpur Canals | 5,720 | 5,92,083 | 5,97,753 |
| Ghar Canals | 65,560 | 54,083 | 1,19,643 |
| <i>Indus Left Bank Division.</i> | | | |
| Fuleli Canals | 4,141 | | 4,141 |
| <i>Indus River Commission.</i> | | | |
| Works under the direct control including Indus River Gauging District. | 16,219 | | 16,219 |
| Grand Total | 2,87,896 | 13,18,223 | 16,06,118 |

TOTAL EXPENDITURE.

104. The total expenditure incurred and accounted for by the Indus River Commission was :—

| | |
|------------------------|----------|
| | Rs. |
| Works | 25,840* |
| Repairs | 33,645 |
| Establishment | 87,530 |
| Tools and Plant | 6,559 |
| Grand Total | 1,53,574 |

EROSION.

105. Erosion of the river banks has been very active in the Western Nara and Ghar Canals districts.

There has been a very heavy erosion of the right bank of the river opposite Western Nara Akil mouth and Ford wah. Estimates and the final alignments of a retired loop have been settled on and work is in progress on the portion of the loop behind the Abad Bund which is urgently required.

106. In the Karachi Canals District the river has been attacking the right bank opposite Gulel-Thahimani loop with the result that the Marho Emergency Loop has been eroded away and the river is approaching the Thahimani Loop at a rapid pace. A retired loop called the Juna Thahimani Loop has been constructed at an approximate cost of Rs. 3,95,000.

LLOYD BARRAGE PROJECT.

107. The final sanction of the Secretary of State to the Sukkur (now Lloyd) Barrage scheme was not received up to the end of the year under report. The work on the scheme comprised chiefly the close contouring of the whole tract commanded by

* The figure of Rs. 25,840 includes Rs. 12,956 spent on demarcation of boundaries between districts on the river side in Sind which was charged to "41-Provincial Civil Works".

the projected barrage canals, which necessitated the taking of levels at close intervals over an area of about 2,000 square miles on the right bank of the Indus, and about 3,500 square miles on the left bank of the Indus, or a total area of about 5,500 square miles, involving over 22,000 lineal miles of levels. Whilst this work was in progress the zeros of all existing gauges of canals and bunds met with were checked and their true reduced levels worked out and placed on record.

108. The net-work of secondary levelling for the right bank area and also most of the left bank area taken up by the Survey of India have progressed satisfactorily and the G. T. S. Bench Marks left were of great use as checks during the contouring operations.

109. Observations for water levels and cross section of the Indus at the site proposed for the Barrage were continued throughout the year under report as also observations of the Nara Supply Channel.

6.—MISCELLANEOUS.

110. No levelling or topographical survey was carried out by the Survey of India Department during the year.

PLANTATIONS.

111. Existing plantations on canals and bunds in the Indus Left Bank Division were well cared for. New trees were also planted in some Districts and are thriving.

IRRIGATION OF COTTON.

112. No Egyptian cotton was sown in this Division during the year. The following table shows some details regarding waterings given to indigenous cotton:—

| District. | Lift lands. | | Flow lands. | | Date of last watering. |
|---------------------------------|----------------------|--------------------|----------------------|--------------------|---|
| | Number of waterings. | Intervals between. | Number of waterings. | Intervals between. | |
| Hyderabad Canals District ... | 8 to 9 | | | | 30th September 1922. |
| Fuleli Canals District ... | 4 to 6 | 15 to 20 days. | | | |
| Eastern Nara District ... | | | 5 to 6 | | 20th October 1922. |
| Northern District Jamrao Canal. | 8 to 11 | | 7 to 18 | | Lift between 14th October 1922 to 28th November 1922 and flow between 7th October 1922 to 25th November 1922. |
| Southern District Jamrao Canal. | 6 to 8 | | 7 to 10 | | Lift between 30th September 1922 to 28th October 1922 and flow between 30th September 1922 to 11th November 1922. |

III.—DECCAN AND GUJARAT.

1.—NORTHERN DIVISION.

GENERAL REMARKS.

113. The monsoon commenced by the middle of June and lasted up to 20th September. The rainfall was neither sufficient, nor intense enough, for filling the reservoirs and tanks. It was, however, well distributed and fairly good for dry crops though insufficient for rice.

(c) WORKS FOR WHICH CAPITAL ACCOUNTS ARE KEPT.

HATHMATI AND KHARI-CUT CANALS.

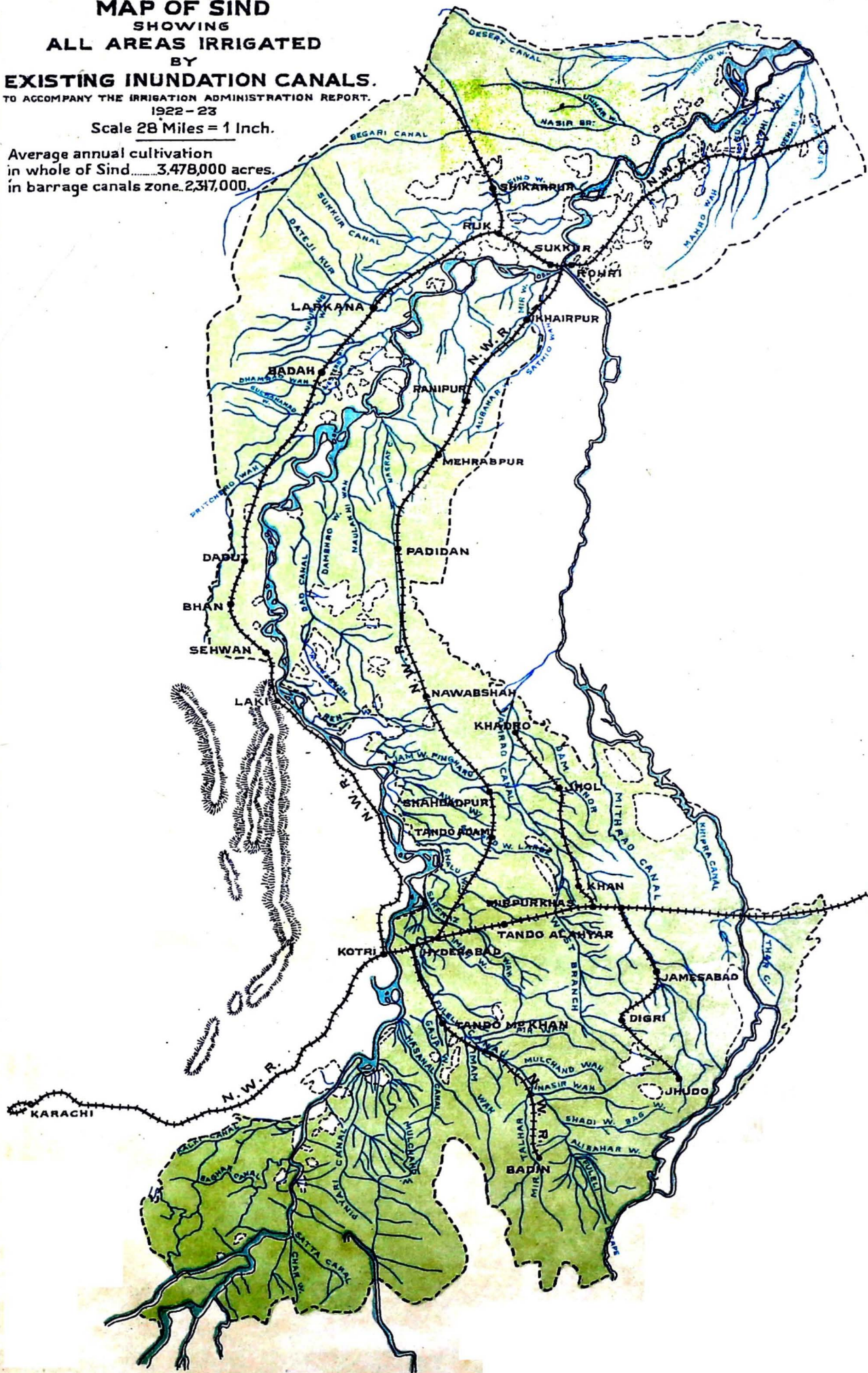
114. The rainfall gauged at Ahmedabad and Prantij during 1922-1923 was 34.89 and 26.91 inches against the average of 29.63 and 30.80 inches, respectively, for the last 30 years including the year under report. The Hathmati river was in flood on 2nd August and 18th September 1922 when the water level rose for a few hours to 3 and 2.9 feet above the weir crest, respectively, on those dates, the rainfall at Himatnagar being 1.25 inches and 1.60 inches, measured on the previous days. No damage occurred to the canal or the head works. The Hathmati canal was opened on the 22nd July and the surplus water was let into the Bokh reservoir. The maximum discharge of the canal was 282 cusecs on the 17th September 1922 and the minimum 25 cusecs on the 18th March 1923. From the month of February, the discharge having dropped below 50

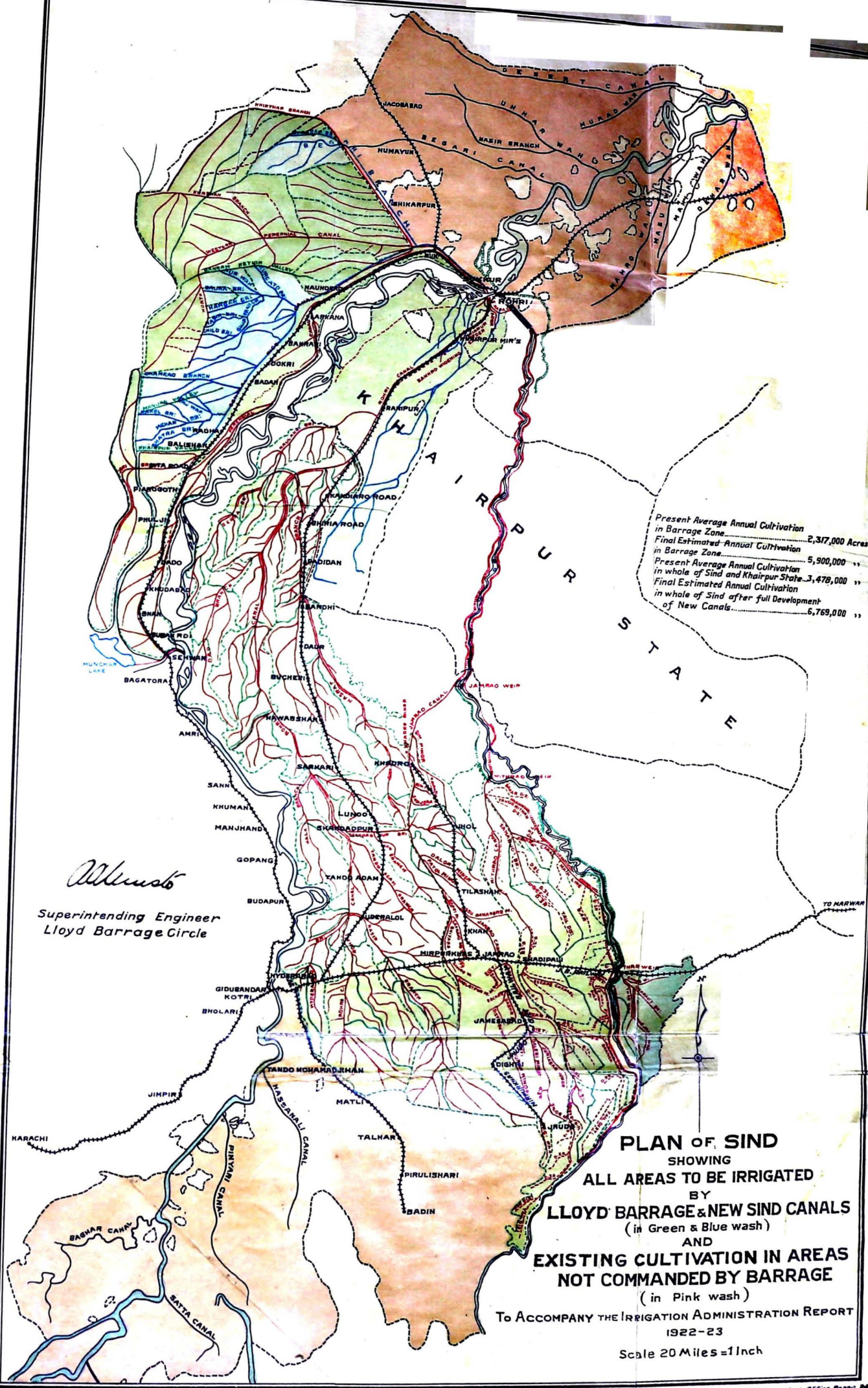
MAP OF SIND
 SHOWING
ALL AREAS IRRIGATED
 BY
EXISTING INUNDATION CANALS.

TO ACCOMPANY THE IRRIGATION ADMINISTRATION REPORT,
 1922-23

Scale 28 Miles = 1 Inch.

Average annual cultivation
 in whole of Sind.....3,478,000 acres.
 in barrage canals zone.2,317,000.



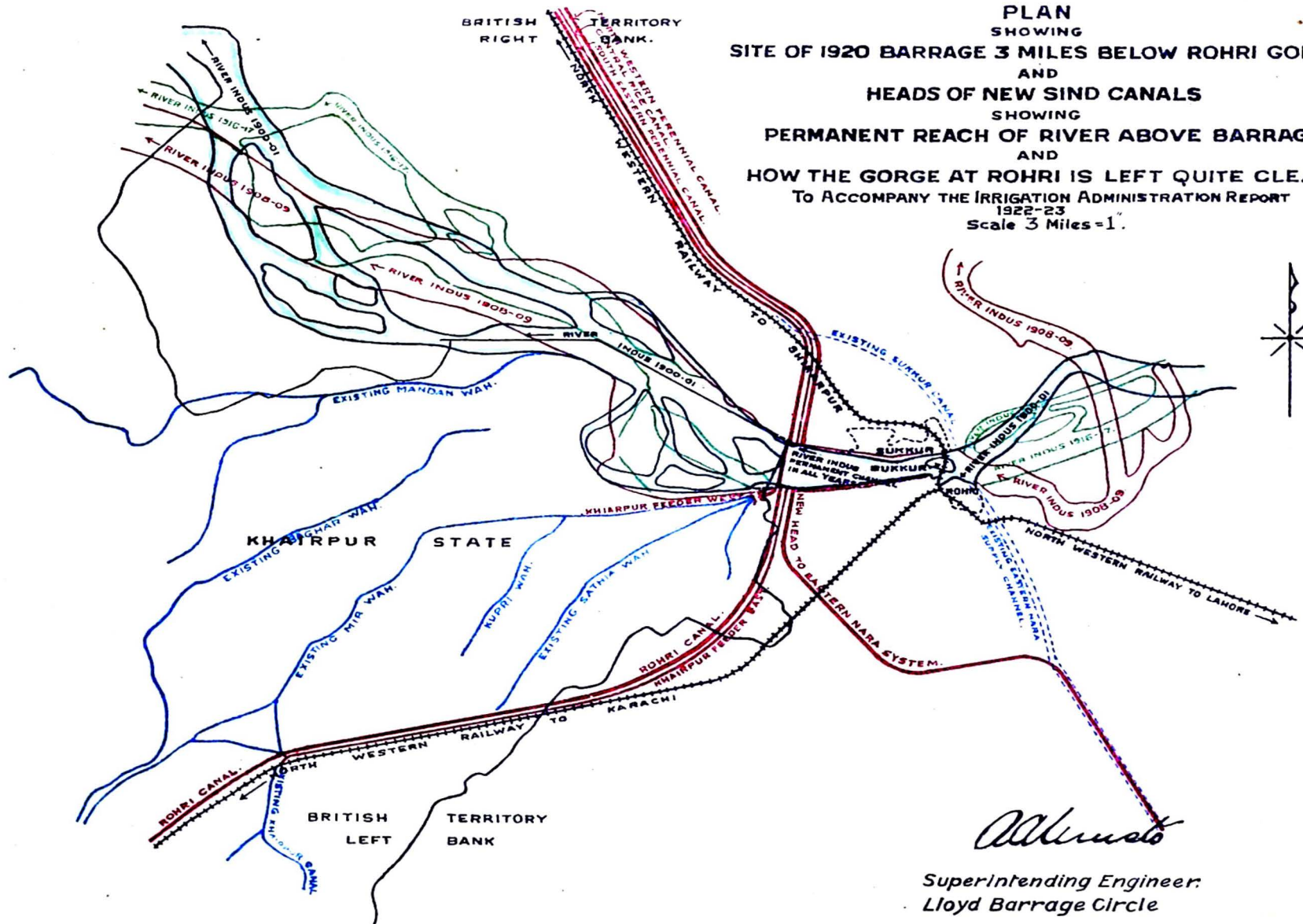


| | |
|--|-----------------|
| Present Average Annual Cultivation in Barrage Zone | 2,317,000 Acres |
| Final Estimated Annual Cultivation in Barrage Zone | 5,900,000 |
| Present Average Annual Cultivation in whole of Sind and Khairpur State | 3,478,000 |
| Final Estimated Annual Cultivation in whole of Sind after full Development of New Canals | 6,769,000 |

W. W. W. W.
 Superintending Engineer
 Lloyd Barrage Circle

PLAN OF SIND
 SHOWING
ALL AREAS TO BE IRRIGATED
 BY
LLOYD BARRAGE & NEW SIND CANALS
 (in Green & Blue wash)
 AND
EXISTING CULTIVATION IN AREAS
 NOT COMMANDED BY BARRAGE
 (in Pink wash)
 To ACCOMPANY THE IRRIGATION ADMINISTRATION REPORT
 1922-23
 Scale 20 Miles = 1 Inch

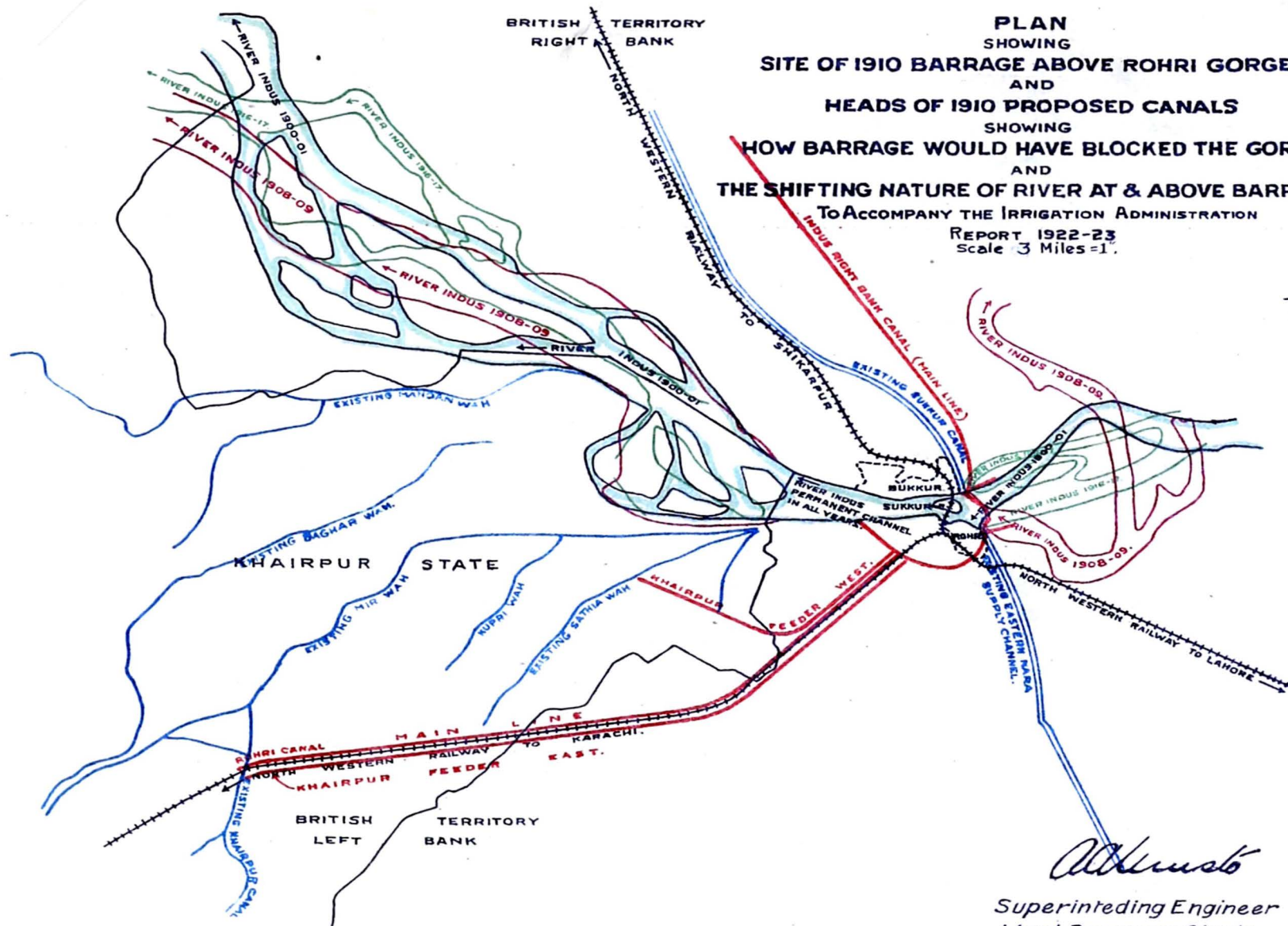

PLAN
 SHOWING
SITE OF 1920 BARRAGE 3 MILES BELOW ROHRI GORGE
AND
HEADS OF NEW SIND CANALS
 SHOWING
PERMANENT REACH OF RIVER ABOVE BARRAGE
AND
HOW THE GORGE AT ROHRI IS LEFT QUITE CLEAR.
 To ACCOMPANY THE IRRIGATION ADMINISTRATION REPORT
 1922-23
 Scale 3 Miles = 1".



Alhambro

Superintending Engineer:
 Lloyd Barrage Circle

**PLAN
SHOWING
SITE OF 1910 BARRAGE ABOVE ROHRI GORGE
AND
HEADS OF 1910 PROPOSED CANALS
SHOWING
HOW BARRAGE WOULD HAVE BLOCKED THE GORGE
AND
THE SHIFTING NATURE OF RIVER AT & ABOVE BARRAGE.
To ACCOMPANY THE IRRIGATION ADMINISTRATION
REPORT 1922-23
Scale 3 Miles = 1".**



Al Mustafa
Superintending Engineer
Lloyd Barrage Circle

cusecs, the canal was run intermittently after heading up water above the weir. The Bokh reservoir could be filled by means of the Bokh feeder only to R.L. 337. 4, i.e. 2 feet below its F.S.L. R.L. 339.50 (the capacity at that level being 235'00 million cubic feet) the whole of which was made available for irrigation on the Khari-Cut Canal.

115. The Chandola tank which is fed by the Khari-Cut Canal taking off from the weir at Raipur on the Khari River, was filled twice during the year up to R.L. 138.65 and 139.55 respectively in August and September, the F.S.L. being at R.L. 142, and the water was utilized for irrigating kharif and rabi crops under its command.

116. The area irrigated on the Hathmati Canal during the kharif season was 820 acres, of which 21 acres were watered in the hot weather for the utilized discharge of 57 cusecs from the canal, which gives a duty of 14.01 acres per cusec, a very low result due to the heavy leakage losses that take place in the first nine miles of the canal on account of the extreme porosity of the soil. The average discharge admitted into the canal was 141 cusecs, but the remaining supply was sent down to the Khari-Cut Canal through the Bhujwa channel and the Bokh reservoir. In the rabi season 3,049 acres were irrigated.

117. During the year, the rainfall was not sufficient for rice cultivation and the Khari river was not in good flood. On the Khari Cut canal the progress of transplantation was restricted as the cultivators depend on good early rainfall for their operations. The situation not being very hopeful, the period of accepting water applications was extended to 15th August. Every possible endeavour was made to distribute water economically so as to protect the early transplantation. The cultivators were also advised to grow dry crops, for which water was given. The object aimed at was to restrict the area to the limit of water capacity, rather than to cultivate a large area and not be in a position to satisfy the demand. This was done from experience gained in the season of 1920-1921, when more than 50 per cent. of the crops sown withered for want of water. As a result of the policy adopted this year, the crops were saved and gave a yield of over 12 annas throughout.

118. The area irrigated on the canal in the kharif season was 3,797 acres, out of which 282 acres represented hot weather crops. The average discharge of the canal at Raipur was 60 cusecs, which gives a duty of 58.58 acres per cusec, a very satisfactory result considering the peculiar conditions that prevailed during the season. In the rabi season, 2,219 acres were irrigated by canal water after the kharif crop had been reaped.

119. The total area irrigated and the gross assessed revenue on the Hathmati and Khari Cut Canals during the year were about 9,900 acres and Rs. 45,200 respectively against 15,000 acres and Rs. 71,800 the average for the previous triennium.

TANKS IN THE KAIRA COLLECTORATE.

120. The area irrigated and the gross assessment on the Wangroli, Tranza Nagrama, Savli, and Saiat tanks compare with the averages of the triennium ending 1921-1922 as shown below :—

| Name of tank. | 1922-1923. | | Average of previous three years. | |
|----------------|-----------------|-------------------------|----------------------------------|-------------------------|
| | Area irrigated. | Gross assessed revenue. | Area irrigated. | Gross assessed revenue. |
| | Acres. | Rs. | Acres. | Rs. |
| Wangroli | 1,041 | 4,057 | 1,464 | 6,013 |
| Tranza Nagrama | | *1,104 | 26 | 1,368 |
| Savli | 1,489 | 5,556 | 1,805 | 6,351 |
| Saiat | 792 | 3,066 | 390 | 1,961 |

* Miscellaneous receipts from all sources.

121. The Wangroli, Savli and Saiat tank filled partly, but the Tranza Nagrama tank remained empty. The water from the first three tanks was utilized in irrigating kharif and rabi crops, mainly rice, wheat and gram. The surplus water of the previous year was utilized in irrigating hot weather crops. All the above tanks were maintained in good condition at a cost of nearly Rs. 17,500.

FUTELAO TANK.

122. The Futelao Tank at Nani Kharaj in the Dohad Taluka filled partly as the rainfall was below normal. The maximum water level in the tank was 9.70 feet above the cill of the lowest outlet. The area irrigated during the hot weather season was 30

acres and there was no demand for water in the kharif season, while in the rabi season 83 acres were irrigated against 59 acres of the previous year. The miscellaneous receipts including tank bed cultivation amounted to Rs. 196 and the tank and canals were maintained in good order at a cost of Rs. 1,398.

(ii) WORKS FOR WHICH CAPITAL ACCOUNTS ARE NOT KEPT.

KHARI SLUICES.

123. As the rainfall at the source of the Khari river was of only slight intensity throughout the monsoon months, there were no appreciable floods in it. The Khari water was allowed to run for the Kalambandhi villages upto the middle of September. Afterwards the flow having diminished to 37 cusecs, it was supplemented from the Bokh reservoir and the Bhujwa channel to protect the transplanted area in the Kalambandhi villages.

MUWALIA TANK.

124. The Muwalia Tank filled to overflowing, the waste weir running for fourteen days from 18th to 26th September and from 2nd to 7th October 1922. There was, however, practically no demand for water for kharif crops as in the previous year and only 74 acres were irrigated. The area irrigated in the last year was 27 acres. In the rabi season, 801 acres were irrigated against 674 of the previous year, which is the highest obtained for this tank since its construction.

125. The total area irrigated during the year was 875 acres against 551 acres, the average of the last three years, while the gross assessment of the year amounted to Rs. 2,771 against the average of the last three years, *viz.*, Rs. 1,713. The tank and canals were maintained in good condition at a cost of Rs. 3,391.

OLD TANKS.

126. Improvements to 8 tanks in the Gujarat Irrigation District and repairs to 20 tanks in the Gujarat Irrigation and 14 tanks in the Surat and Broach Districts were executed during the year at a total cost of Rs. 37,830 and Rs. 32,759 respectively.

127. The following important works were in progress during the year :—

| | Expenditure. Rs. |
|--|---------------------|
| (1) The Timba Tank at Harsol, Taluka Prantij, Ahmedabad Collectorate | 7,273 |
| (2) The Naika reservoir at Chanindra, Taluka Matar, District Kaira | 28,354 |
| (3) The Fudsar Tank at Kasundra, District Kaira ... | 2,965 |
| <i>Repairs.</i> | |
| (1) Special repairs to the tank at Dangaria, Taluka Godhra ... | 3,194 |
| (2) Repairs to Gam tank and Rudasar bund at Bhaila, Taluka Dholka | 3,929 |
| (3) Special repairs to Bherai reservoir, Taluka Matar ... | 1,137 |

TANKS AND BUNDS IN THE AHMEDABAD, KAIRA AND PANCH MAHALS COLLECTORATES.

128. Most of the small tanks and bunds in the Ahmedabad and Kaira Collectorates filled partly. The storage was utilized economically for the rice crop, as the water was not sufficient owing to deficient rainfall. The tanks in the Panch Mahals Collectorate filled owing to good rainfall in their catchments.

DRAINAGE CHANNELS.

129. The Drainage Channels in the Surat and Broach and Gujarat Irrigation Districts were maintained in good order at a cost of Rs. 7,058 and Rs. 9,296 respectively.

PROTECTIVE BUNDS AND RECLAMATION WORKS.

130. The protective bunds at Wagrej and Bigri in the Bulsar Taluka of the Surat and Broach District and those at Lakhigam, Kadodra and Harinagar in the Wagra Taluka of the Broach District, which were constructed in the past with the object of preventing tidal water damaging culturable areas, continued to give the good results expected.

131. The reclamation bunds near Hansot and Asarsa in the Broach District gradually assist in reclaiming a large area of salt land by siltation. The total cost of maintenance and repairs of the Protective and Reclamation works in the Surat and Broach District during the year amounted to Rs. 5,511.

2—CENTRAL DIVISION.

132. The Ekruk Tank, the Jamda Canals and the Krishna Canals are the main sources of irrigation in the Central Division.

(i) WORKS FOR WHICH CAPITAL ACCOUNTS ARE KEPT.

THE EKROK TANK.

133. The Ekruk Tank supplies water not only for irrigation but also to the town of Sholapur, the Mills and the G. I. P. Railway. It is found out that under unfavourable conditions of replenishment, which arise at times, the tank is not able to meet all demands made on it, consequently projects for a supplementary tank or tanks are under preparation. The tank irrigated 1,524 acres as against 5,338 acres, the average of the previous triennium, the decrease being due to deficient storage owing to partial failure of monsoon. The gross assessed revenue amounted to Rs. 1,55,519 against Rs. 1,67,892, the average of the past three years. Fifty acres of sugarcane, more than the forecasted area, were allowed to be grown in connection with the new experimental method of planting it under the supervision of the Agricultural Department. As all the irrigators on the tank have taken to the method of planting sugarcane which is in vogue at Manjri Farm near Poona, it is not now necessary to give such a large area of sugarcane to the Agricultural Department.

THE JAMDA CANALS.

134. The area irrigated on these canals fell from 2,978 acres, the average of the previous triennium, to 1,828 acres, owing to the cancellation of rabi leases. The gross assessed revenue however rose from Rs. 11,341 to Rs. 14,578 which was due to realizations from sale of fruit from mango tree.

THE KRISHNA CANALS.

135. The capacity of the storage, *viz.*, Khodshi weir, for this canal has been found insufficient to supplement the discharge of the Krishna river and to adequately irrigate the crops dependent on the canal in the hot weather, and investigations are in progress for providing additional storage. The area irrigated on the canal was about 6,500 acres against an average 7,400 acres in the previous triennium and the gross assessed revenue was Rs. 56,000 which shows an increase of Rs. 7,600 over the average of the previous three years. The decrease in the area irrigated was due to timely and sufficient rainfall in the rabi season, which reduced the demand for canal water. The increase in the assessed revenue resulted from a larger area of highly rated crops being brought under irrigation.

OTHER WORKS.

136. On almost all the remaining works the area irrigated showed a decrease when compared with the average area irrigated in the previous triennium, consequently the gross assessed revenue fell. There was, however, an increase in the assessed revenue on the Lower Panjhra river works and the Bhatodi tank due to larger miscellaneous receipts and late replenishment on the works, respectively.

TOTAL AREA AND ASSESSMENT.

137. The area irrigated on all the works was 24,132 acres and the gross assessed revenue Rs. 3,30,047, the average of the previous triennium being 34,153 acres and Rs. 3,45,057 respectively.

(ii) WORKS FOR WHICH CAPITAL ACCOUNTS ARE NOT KEPT.

138. The total expenditure on extensions and improvements and maintenance and repairs to the bandharas, etc., in Satara, East Khandesh and West Khandesh Districts was Rs. 8,245. The area irrigated by these works was 9,674 acres.

3. DECCAN IRRIGATION DIVISION.

GENERAL REMARKS.

139. The year 1922-1923 was a normal one and the rainfall was upto the average over the whole area. The monsoon started well in the catchment of the principal storage reservoirs. It was however deficient in the canal tracts, especially in the months of July and August, when monsoon crops were most in need of water. This resulted in a very keen demand for canal water. Even during the month of September when rabi crops are sown, the rainfall in the canal tracts was unsatisfactory, and there was a rush for water for flooding before sowing rabi crops.

140. In the Ahmednagar District the condition of the country and people in general has greatly improved since the advent of the Godavari and Pravara Canals and the consequent establishment of the sugarcane industry. The labouring classes earn good wages, and on account of the scantiness of the local supply, labour is attracted from outside to the sugarcane areas and finds employment the whole year round.

141. It has been decided to introduce the perennial block system of irrigation on the Godavari and Pravara Canals and accordingly the classification of fields according to the nature of soil, etc., is in progress.

142. The sugarcane crop on both the Godavari and Pravara Canals was in good condition. Complaints, if any, were very few, and there is every reason to believe that the people were generally satisfied with the distribution of water. But the sugarcane cultivators received a very bad setback by the sudden fall in the price of 'Gul'. The advantages of concentrated areas are now fully realised by the Saswad Mali, and blocks of even up to 300 acres are sanctioned and leased out by these people.

143. Experiments are being continued on the Nira and Pravara Canals in entrusting the cultivators themselves with the distribution of water to their fields. The most important of these experiments is that being carried out, with the aid of a Venturi Meter, on an area of about 450 acres on the Nira Canal at Malegaon, where a regular organization has been possible. The progress of all these experiments is being watched with interest.

(i) WORKS FOR WHICH CAPITAL ACCOUNTS ARE KEPT.

Works in operation.

NIRA LEFT BANK CANAL AND SHETPHAL TANK.

144. This system forms part of a scheme which was one of the pioneer irrigation works in the Deccan and protects an extremely precarious tract in the Poona District.

145. The Canal system consists of:—

- (1) *A storage reservoir at Bhatghar* to impound 5,313 million cubic feet of water.
- (2) *A pick-up weir at Vir* on the Nira river about 17 miles downstream from Bhatghar.
- (3) *A Canal about 100 miles* long commanding a gross area of 274,447 acres and irrigating an area of from 60,000 to 80,000 acres annually. It was designed to carry 450 cubic feet per second, but the masonry works were built so as to admit of a discharge of 760 cubic feet per second, in case it was subsequently found desirable to enlarge the canal.
- (4) *The Shetphal Tank.*—This tank is situated at the tail of the canal for the purpose of storing the surplus monsoon flow of the canal which would otherwise go to waste and to utilise the water so stored during the dry season. Its capacity is 592 million cubic feet.

146. The whole system represents a capital outlay of Rs. 65.92 lakhs and is financially the most remunerative of the large protective irrigation works now in operation, being the only one which shows a profit after paying its interest charges. It has also enormously benefited a tract which in previous years suffered seriously from drought and famine.

147. During the year under report this system irrigated about 75,000 acres, yielding a gross revenue of about Rs. 6,85,000, or a probable net revenue of about Rs. 4,79,000 which works out to about 7 per cent. on the capital invested as compared with the average of 6.7 per cent. of the preceding three years. The area irrigated and the net revenue also approximate to the previous averages.

148. A form of long term water lease that is peculiar to this irrigation system and is being extended to other canals is the so-called "perennial block". It consists of a six-year agreement between the irrigation department and the lessee, under which the former guarantees the supply of water for the irrigation of sugarcane on the one-third of the area concerned and for the irrigation of other crops during the monsoon and rabi seasons on the remaining 2/3rd of the area. The lessee binds himself to pay a fixed sum depending on the area, whether water is taken or not. There are at present about 16,000 acres under "perennial block" agreements on the Nira Canal, on a third of which sugarcane cultivation is allowed.


149. Another form of long term agreement in vogue on this and other canals is the "eight months' lease", which mainly differs from the "perennial block" in that it concerns irrigation during the monsoon and rabi seasons only. Yet another modified form is adopted on some canals and applies solely to rabi irrigation.

150. The guarantee of water for the more valuable crops is the attraction offered by these long term agreements and the advantage to the department is the stability of irrigation during the important seasons of rabi and hot weather, and also a fixed revenue that can be depended upon.

MHASWAD TANK.

151. This irrigation tank is formed by means of an earthen dam across the Man river and has a storage capacity of over 2,600 million cubic feet. It is situated on the eastern border of the Satara District but irrigates lands in the Sholapur District. Though the capacity is considerable, the supply of water is not very reliable.

152. The area irrigated during the year was about 9,000 acres, the gross revenue over Rs. 59,000, and the probable net revenue about Rs. 36,000.



BHANDARDARA DAM.

Water Face of the Dam showing Sluice Pillars.

GODAVARI CANALS.

153. This is the first of the important irrigation works undertaken in the central Deccan for the protection of areas liable to famine, and was completed in 1915-16 at a cost of a little over one crore of rupees. The system comprises (i) a storage reservoir, called Lake Beale on the Darna river which is a tributary of the Godavari, (ii) a pick-up weir at Nandur Madhmeshwar on the latter river, and (iii) two canals, the Godavari Right and Left Bank Canals, taking off from the pick-up weir.

154. The Darna Dam, inclusive of the waste weir, is a little over a mile long and has a maximum height of 92 feet and a storage capacity of 7,763 million cubic feet.

155. The Godavari Right Bank Canal, which is the more important of the two canals, is 69 miles long and serves the northern tracts of the Ahmednagar District. The Left Bank Canal is 48 miles long and irrigates lands in the South of the Nasik District and North of the Ahmednagar District.

156. The development of irrigation on these canals is proceeding fully up to expectations. Sugarcane cultivation is steadily advancing, the total area of the latter crop irrigated during the year being about 7,500 acres, showing an increase of about 800 acres over the preceding year's figure. The *Gul* industry was new to the locality but the influx of expert growers from the Poona District, where sugarcane cultivation has long been practised on the Nira and Mutha Canals, has made the early establishment of the industry possible.

157. The area of all crops irrigated by this system was about 50,000 acres, yielding a gross revenue of about Rs. 6,19,000, or a probable net revenue of about Rs. 3,95,000, representing a return of about 3 per cent. on the capital cost. There was an increase in the area irrigated and in the revenue, compared with the average of the past three years, which is due partly to the extension of sugarcane cultivation and, partly to the increased demand for water during both the kharif and rabi seasons, owing to the unfavourable monsoon.

MUTHA CANALS AND MATOBA TANK.

158. This irrigation scheme completed in 1896-97 at a capital cost of about Rs. 65 lakhs consists of two canals, the Right and Left Bank Mutha Canals, of which the former is 70 miles and the latter 18 miles long. Both the canals take off direct from Lake Fife, a storage reservoir of nearly 4,000 million cubic feet capacity; the masonry dam which is about 3,400 feet long and 107 feet high, is on the Mutha river at Khadakvasla, about 10 miles south-west.

159. The Mutha Canals play a very important part in the welfare of Poona and the surrounding country; they furnish the Cantonment and the City with their supply of water and have, besides irrigating ordinary crops, greatly promoted the cultivation of fruits, vegetables, fodder and sugarcane within easy reach of a large city and an important military centre, there being about 1,700 acres under fruit and vegetables and about 1,400 acres under fodder crops. A small sugar factory is working at Phursangi.

160. This system irrigated about 26,400 acres during the year and earned a gross revenue of about Rs. 3,44,000 including the sale of water to the Cantonment and the City. The probable net revenue is about Rs. 2,28,000 giving a return of about 3½ per cent. on the capital invested, as compared with the average of 3 per cent. for the preceding three years. There was an increase of about 6,600 acres in the area irrigated and a consequent increase in the revenue compared with the average of the past three years, which is due, partly to the increased demand for water, during both the kharif and rabi seasons, owing to an unfavourable monsoon, and partly to the restoration to the full extent of the perennial area, which was reduced by 20 per cent. during the previous year.

161. On the Mutha Right Bank Canal the growth of aquatic weeds causes considerable trouble and it seriously affects the efficiency of the canal. A special study of weed prevention is being made and if the experiment proves successful the same method will be applied to other canals similarly affected.

162. The Matoba Tank is a tail tank receiving its main supply from the Mutha Right Bank Canal.

KADWA RIVER WORKS.

163. The Waghad Tank, with an earthen dam having a maximum height of 95 feet, is the main feature of this small scheme, and it supplies the Palkhed, Ojhar Tambat and Wadali Canals. The area irrigated during the year was about 8,000 acres, the gross revenue over Rs. 65,000, and the probable net revenue about Rs. 13,000.

Works under construction.

PRAVARA RIVER WORKS.

164. This system, which is still under construction comprises (i) a storage reservoir called Lake Arthur Hill on the Pravara river at Bhandardara, 29 miles by road from Igatpuri, (ii) a pick-up weir at Ojhar 50 miles down the river, and (iii) two canals named the Pravara Right and Left Bank Canals, 33 miles and 48 miles long respectively taking off from the weir.

165. The masonry dam will be 270 feet high and about 1,600 feet long. It was started in 1911 and has now reached a height of 260 feet. When completed the storage will amount to 10,831 millions cubic feet (to be increased to 12,894 million cubic feet when required) and will protect some of the lands most affected by famine in the Ahmednagar Collectorate. The culturable area under command is 1,82,976 acres, of which 57,000 acres are expected to be irrigated annually and 75,000 acres when the storage is increased.

166. The progress of the work was satisfactory. The work on the canals is practically completed and it is anticipated that the whole scheme will be completed in about 1924.

167. As work progresses irrigation is being extended. A large sugar factory owned by the Belapur Company has already started operations near Belapur Railway station. This concern will eventually bring about 2,000 acres under sugarcane every year out of about 6,000 acres which the Company have acquired. The area of all crops irrigated by these canals during the year was about 50,000 acres (of which about 1,700 acres were sugarcane) as against 35,000 acres in the previous year; the gross revenue was over 2,94,000, and the probable net revenue will be about Rs. 2,00,000.

168. The total estimated cost of the scheme is Rs. 151 lakhs inclusive of Establishment and Tools and Plant charges, etc., or Rs. 114 lakhs for works alone. The expenditure incurred during the year on "Works" was about Rs. 9 lakhs, bringing up the total up to date for "Works" to over 97½ lakhs of rupees.

169. The provision of a balancing tank of sufficient capacity at the head of the canal is a matter which is receiving careful attention as the existing basin at the Ojhar pick-up weir is too small to meet requirements and a larger storage is essential. The possibility of developing hydro-electric power, both at the foot of the dam at Bhandar-dara and at a point a little lower down the river, where a natural fall of about 200 feet exists, is also being kept in view in case there should be a demand.

GIRNA RIVER WORKS.

170. This is a comparatively small irrigation system in the Nasik Collectorate comprising a storage called the Chankapur Tank and the Girna Left Bank Canal about 19 miles long. The tank is situated on the Girna river, a tributary of the Tapi river, and is formed by a masonry dam 140 feet high. The total culturable area commanded by the canal is 25,300 acres.

171. The total irrigated during the year was over 7,600 acres and the gross assessed revenue was nearly Rs. 42,900 and the probable net revenue will be about Rs. 17,600.

LLOYD DAM AT BHATGHAR AND THE NIRA RIGHT BANK CANAL.

172. This irrigation work will, when completed, be the largest in the Deccan. Though the canal will depend for its supply upon a storage near Poona, and will pass through the northern tracts of the Satara Collectorate and the Phaltan State, it will mainly benefit the western portion of the Sholapur Collectorate, which is very liable to famine.

173. The project comprises the construction of a larger dam at Bhatghar, some thirty miles south of Poona. In October 1922 His Excellency Sir George Ambrose Lloyd, G.C.I.E., D.S.O., Governor of Bombay, visited Bhatghar and laid a stone to commemorate the naming of this dam after His Excellency. The Lloyd dam will replace the existing one, so as to increase the storage from 5,313 to 24,198 million cubic feet, and supply both the old Left Bank Canal and the new Right Bank Canal. Both canals take off from the head works at Vir on the Nira river, some 19 miles below Bhatghar. The Right Bank Canal will end near Mohod in the Sholapur Collectorate, the total length being about 110 miles, but it will supply water through distributaries up to Pandharpur.

174. The works were started in 1912 and though they passed through various vicissitudes consequent on the war, the improvement made in the progress of the construction in more recent times makes it possible to hope to commence irrigation in 1924 or 1925.

175. A volume of over 22½ lakhs of cubic feet of masonry was added to the dam, during the year, bringing the total done up to date to over 145½ lakhs and leaving a balance of 70 lakhs to be done. It is hoped to complete the dam in the year 1926, by which date the first 90 miles of the canal should also be approaching completion.

176. The total estimated cost of the scheme is Rs. 491 lakhs inclusive of all charges. The total expenditure incurred on works alone during the year amounted to a little over Rs. 26 lakhs, bringing the total outlay on work up to date to over Rs. 203 lakhs, against the estimated cost (of works alone) of Rs. 384 lakhs.

177. The storage at Bhatghar will provide sufficient head and discharge to produce electrical energy of over 3,000 Horse Power at the foot of the dam. Part of this energy is already developed and is being utilised for driving the machinery used for construction, such as mortar mills, stone crushers, workshop plant, etc., and for lighting and other purposes; the installation consists of 4 units of 256 Kilowatts each, the voltage being 2,000.




BHANDARDARA DAM.


View Across The Dam from Right Bank



LLOYD DAM.
View of Upstream
Face of the Dam,
Looking North.



LLOYD DAM.
View of the Dam
Downstream, Look-
ing North.




LLOYD DAM.
View of the Inter-
section of the 2
Dams showing
Masonry Arch to
exclude water.



LLOYD DAM.

December, 1922.

View from the North End—The Old Dam and lake are seen on the right hand side and the Lloyd Dam on the left hand side.



NIRA RIGHT BANK CANAL.

Down Stream View of Aqueduct No. 3.

NIRA VALLEY DEVELOPMENT PROJECT.

178. As the storage provided by the Lloyd Dam at Bhatghar will not suffice for the full development of irrigation on the two canals an amplified scheme for the Nira Valley Development which provides for widening and remodelling the Left Bank Canal and for building a new dam at Vir to supplement the supply from Bhatghar costing about Rs. 1,27.59 lakhs is under consideration of Government.

(ii) WORKS FOR WHICH CAPITAL ACCOUNTS ARE NOT KEPT.

179. These include numerous *bandharas* or weirs built across small streams to raise the level of the water sufficiently to enable it to command the lands to be irrigated. In all there are about 300 of these small works in the Nasik Collectorate alone, and there is also a large number in West Khandesh. The outlay on repairs and improvements amounted to about Rs. 35,000 during the year.

180. The supply of water from these *bandharas* was inadequate during the year and the agricultural results suffered thereby.

4.—SOUTHERN DIVISION.

(i) WORKS FOR WHICH CAPITAL ACCOUNTS ARE KEPT.

GOKAK CANAL.

181. The most important of the irrigation works in the Southern Division is the Gokak Canal. This system consists of a masonry weir across the Ghataprabha river at Dhupdal in the Belgaum District and a short length of canal taking off from the reservoir formed by the weir.

182. The water level of the Dhupdal storage reservoir, on 1st April 1922, was 17.82 feet, but it dropped to 6.25 feet on the 18th May 1922. The tank began to fill from 16th June and overflowed on the 27th June 1922. The highest flood occurred on 23rd July 1922 when the water reached 3.19 feet above the permanent crest of the weir (R.L. 2,008.06), and it is estimated at 71,172 cusecs, which is equal to a run off 0.10 inch per hour for the whole catchment area of 1,980 square miles.

183. At a cost of Rs. 1,710 the weir crest, 2,985 feet in length, was temporarily raised by 2 feet as usual, and the additional storage of 256 million cubic feet of water thereby obtained was useful for the irrigation of rabi crops and for meeting the demand of the Cotton Mills at Gokak.

184. The Mills and the M. & S. M. Railway Company were supplied with water according to agreements. The amount received from the Mills amounted to Rs. 14,313 and the sum recovered from the Railway was Rs. 361-8-0 at the rate of one anna for each engine watered and two annas a day for water supplied to the passengers. Owing to the shortage of water in the reservoir the Mills had to run on half supply for one month from 17th May to 18th June 1922.

185. Owing to the timely and well distributed rain there was not much demand for canal water resulting in a decrease of irrigation. The area irrigated and the assessment during the year was 8,711 acres and Rs. 42,590, respectively, against 10,359 acres and Rs. 47,780 of the previous year and 10,653 acres and Rs. 48,481, the average of the past three years.

DHARMA CANAL.

186. The monsoon of the year was favourable and gave a steady supply of water to the Dharma Canal and the tanks depending on it. The canal was open from 30th June to 1st December 1922. The area irrigated, *viz.*, 5,608 acres, was almost the same as, and the revenue assessed, *viz.*, Rs. 23,209, was a little over, the corresponding figure of the previous year.

187. The remaining works are a few small tanks irrigating from 50 to 600 acres and are situated chiefly in the Dharwar Irrigation District. The area irrigated on these works was about 2,500 acres.

TOTAL AREA IRRIGATED AND ASSESSMENT.

188. The total area irrigated on all the works was 16,820 acres and the gross assessed revenue Rs. 77,205, the average of the previous triennium being 18,209 acres and Rs. 80,648 respectively.

(ii) WORKS FOR WHICH CAPITAL ACCOUNTS ARE NOT KEPT.

189. Most of the irrigation works for which only Revenue accounts are kept are in the Dharwar District. They chiefly supplement rainfall, when it holds off, and irrigate rice. During the year 59 tanks were repaired at a total cost of Rs. 50,366, the average expenditure on such repairs during the previous triennium being Rs. 43,015.

190. The total area irrigated by these small tanks was nearly 99,000 acres and the irrigation share of the consolidated assessment amounted to nearly Rs. 2,66,400.

5.—SCIENTIFIC WORKS.

A—Engineering questions that have arisen.

191. Observations to ascertain losses by evaporation and absorption were made by means of iron tanks in certain tanks and reservoirs and the results are published in the "Annual Report of supplies of water available for irrigation works, etc., for the year 1922".

B—Special Irrigation District.

192. This charge deals with scientific investigations in connection with various problems related to irrigation from the Deccan Canals. The investigations are conducted in laboratories and on canals, experimental farms and private fields. The main problem has been to reclaim lands rendered unfit for cultivation due to water-logging and salt efflorescence, and to prevent the occurrence of these evils, especially in areas where sugarcane is grown. It has now been proved that the worst affected lands can be completely regenerated at a comparatively small cost by means of a system of permanent drains; combined, in the first few years, with the restoration of the physical texture of the soil with the aid of surface washing or leaching of the salts, suitable initial plantations, green-manuring, admixture of coarse vegetable matter, etc.

193. The preventive measures against deterioration of land are based on lessons learnt from reclamation work. As the nature of the sub-soil decides whether any artificial drainage is required or not and how it is to be carried out, extensive sub-soil surveys are in progress.

194. The field of operations, which also include observations of levels of water in wells, covers the areas irrigated by the principal canals as well as those that are likely to be irrigated shortly. Several reclamation schemes have already been prepared and a few carried out. An important departure recently introduced is the execution of such schemes on co-operative lines, *i.e.*, the owners of the lands joining to finance the scheme and Government arranging for the necessary investigation and execution. The idea of utilizing the drainage water for irrigation purposes, as far as its salt contents will permit, is also being considered.

195. Another interesting investigation being conducted by the Special Irrigation District is with regard to the value of sewage effluent as a manure for various crops. For this purpose the effluent from the Poona City sewerage is conveyed through pipes to a farm where it is diluted with canal water and distributed both to experimental fields and to private lands. It is satisfactory to be able to record that the effluent has proved a very valuable form of manure, and one which the people greatly appreciate. It is observed that no deterioration in the physical condition of the soil is caused and that the outturn from crops is in no way inferior to that obtained by other methods of manuring. The effluent farm has an area of 64 acres, including about 40 acres of cane, under effluent treatment. Some 300 acres of private lands are being supplied with effluent.

196. The effluent farm possesses a turbine of 6 Horse Power installed on a fall of 10 feet occurring in an irrigational channel. With the aid of this power all the cane grown on the farm is crushed. The experience gained at the farm is being made use of in providing such small falls wherever possible on the Nira Right Bank Canal System with a view to the utilization thereof for driving agricultural machinery.

197. Several other matters connected with irrigation also receive attention at the farm, such as duties of various crops, experiments with water-measuring devices, etc., and it is worthy of note that an up-to-date Hydraulic Testing Station has been installed where meters, modules, etc., used on irrigation channels are tested.

198. Besides experimental work, the farm also serves as a demonstration ground to the neighbouring cultivators, who are gradually adopting farm practice as regards the dose of manure, etc. Various garden crops were also grown successfully under effluent. The experiments have proved that effluent is an exceedingly valuable manure.

C—River Gauging.

199. Wherever there is any possibility of developing irrigation, arrangements have been made to gauge the rivers and record the rainfall in the catchment areas. Experiments to ascertain the quantity of silt contained in the waters of some of the rivers were also made during the year. The results of all these observations and experiments are published in the "Annual Report of supplies of water available for irrigation works, etc., for 1922".

ADMINISTRATIVE ACCOUNTS
PUBLIC WORKS DEPARTMENT
(IRRIGATION)
BOMBAY PRESIDENCY
FOR THE YEAR
1922-23

TABLE OF CONTENTS.

| Name of Work. | | No. 1 General Abstract of Financial Results. | No. 2 Capital Account. | No. 3 Revenue Account. | No. 4 Interest Account. | No. 5 Account of Indirect charges. | No. 6 Statement comparing charges to date with sanctioned estimate. |
|--------------------------------------|-------------------------------------|---|------------------------------|------------------------------|-------------------------------|--|---|
| | | Pages. | Pages. | Pages. | Pages. | Pages. | Pages. |
| PRODUCTIVE. <i>Sind.</i> | | | | | | | |
| | Review ... | 3(a) | | | | | |
| 1 | Desert Canal ... | 4 & 5 | 10 | 11 | 12 | 12 | 13 |
| 2 | Unharwah ... | 4 & 5 | 14 | 15 | 16 | 16 | 17 |
| 3 | Begári Canal ... | 4 & 5 | 18 | 19 | 20 | 20 | 20 |
| 4 | Eastern Nára Canal ... | 4 & 5 | 21 | 22 | 23 | 23 | 23 |
| 5 | Jámrao Canal ... | 4 & 5 | 24 & 25 | 26 | 27 | 27 | 27 |
| 6 | Sukkur do. ... | 4 & 5 | 28 & 29 | 30 & 31 | 31 | 32 | 32 |
| 7 | Ghár do. ... | 4 & 5 | 33 | 34 & 35 | 35 | 36 | 36 |
| 8 | Alibhar Kacheri Canal ... | 4 & 5 | ... | 37 | 38 | 38 | ... |
| 9 | Máarak Great do. ... | 4 & 5 | 39 | 40 | 41 | 41 | 42 |
| 10 | Sarfrázwah ... | 4 & 5 | ... | 43 | 44 | 44 | ... |
| 11 | Fuleli Canal ... | 4 & 5 | 45 | 46 & 47 | 48 | 48 | 48 |
| 12 | Hasanali Canal ... | 4 & 5 | ... | 49 | 50 | 50 | ... |
| 13 | Naulakhi Canal ... | 4 & 5 | ... | 51 & 52 | 53 | 53 | 54 |
| 14 | Kalri Canal ... | 4 & 5 | 55 | 56 | 57 | 57 | 58 |
| 15 | Pinyari Canal ... | 4 & 5 | 59 | 60 | 61 | 61 | 62 |
| 16 | Indus Canals Right Bank ... | 4 & 5 | 63 | 64 | 65 | 65 | 66 |
| 17 | Indus Canals Left Bank ... | 4 & 5 | 67 | 68 | 69 | 69 | 69 |
| 18 | Sind Canals ... | 4 & 5 | 70 | 71 | 72 | 72 | 73 |
| 19 | Rajib, Chiti and Garang ... | 4 & 5 | 74 | 75 | 76 | 76 | 77 |
| 20 | Canals in Rohri ... | 4 & 5 | 78 | 79 | 80 | 80 | 81 |
| 21 | Chiti Canal ... | 4 & 5 | 82 | ... | 83 | 83 | 83 |
| 22 | Sukkur Barrage ... | 4 & 5 | 84 | ... | 84 | 85 | 85 |
| 23 | Garkino Canal ... | 4 & 5 | 86 | ... | 87 | 87 | 87 |
| 24 | Arore Canal ... | 4 & 5 | 88 | ... | 89 | 89 | 89 |
| <i>Deccan and Gujarat.</i> | | | | | | | |
| 25 | Gadikeri Tank ... | 4 & 5 | ... | 90 | 91 | 91 | ... |
| 26 | Mavinkop Tank ... | 4 & 5 | ... | 92 | 93 | 93 | ... |
| 27 | Shahada Channel ... | 4 & 5 | 94 | 95 | 96 | 96 | 96 |
| UNPRODUCTIVE. <i>Sind.</i> | | | | | | | |
| 28 | Mahiwah ... | 4 & 5 | 97 | 98 | 99 | 99 | 99 |
| 29 | Dád Canal ... | 4 & 5 | 100 | 101 | 102 | 102 | 102 |
| 30 | Nasrat do. ... | 4 & 5 | 103 | 104 | 105 | 105 | 105 |
| 31 | Suttah do. ... | 4 & 5 | ... | 106 | 107 | 107 | ... |
| 32 | Baghar Canal ... | 4 & 5 | 108 | 109 | 110 | 110 | 111 |
| 33 | Seharwah Canal ... | 4 & 5 | 112 | ... | 113 | 113 | 113 |
| <i>Deccan and Gujarat.</i> | | | | | | | |
| 34 | Háthmati and Khári Cut Canals... .. | 6 & 7 | 114 & 115 | 116 | 117 | 117 | 118 |
| 35 | Wangroli Tank ... | 6 & 7 | 119 & 120 | 121 | 122 | 122 | 123 |
| 36 | Tránza Nagrama Tank ... | 6 & 7 | ... | 124 | 125 | 125 | ... |
| 37 | Sávli Tank ... | 6 & 7 | ... | 126 | 127 | 127 | ... |
| 38 | Sahiat do. ... | 6 & 7 | ... | 128 | 129 | 129 | ... |
| 39 | Futelao do. ... | 6 & 7 | ... | 130 | 131 | 131 | ... |
| 40 | Lower Pánjhra River Works ... | 6 & 7 | ... | 132 | 133 | 133 | ... |
| 41 | Hartála Tank ... | 6 & 7 | ... | 134 | 135 | 135 | ... |
| 42 | Mhasva do. ... | 6 & 7 | ... | 136 | 137 | 137 | ... |
| 43 | Jámda Canal ... | 6 & 7 | 138 | 139 | 140 | 140 | 141 |
| 44 | Bhátodi Tank ... | 6 & 7 | ... | 142 | 143 | 143 | ... |
| 45 | Ekrúk do. ... | 6 & 7 | ... | 144 | 145 | 145 | ... |
| 46 | Koregaon do. ... | 6 & 7 | ... | 146 | 147 | 147 | ... |
| 47 | Ashti do. ... | 6 & 7 | 148 | 149 | 150 | 150 | 151 |
| 48 | Pathri do. ... | 6 & 7 | ... | 152 | 153 | 153 | ... |
| 49 | Krishna Canal ... | 6 & 7 | 154 | 155 & 156 | 156 | 156 & 157 | 157 |

| Name of Work. | | No. 1 General Abstract of Financial Results. | No. 2. Capital Account. | No. 3 Revenue Account. | No. 4 Interest Account | No. 5 Account of Indirect charges. | No. 6 Statement comparing charges to date with sanctioned estimate. |
|------------------------------------|---|---|-------------------------------|------------------------------|------------------------------|--|---|
| | | Pages. | Pages. | Pages. | Pages. | Pages. | Pages. |
| UNPRODUCTIVE—concl'd. | | | | | | | |
| <i>Deccan and Gujarat—concl'd.</i> | | | | | | | |
| 50 | Mhasvad Tank | 6 & 7 | ... | 158 & 159 | 159 | 159 | ... |
| 51 | Revvari Canal | 6 & 7 | ... | 160 | 161 | 161 | ... |
| 52 | Upper Man River Works | 6 & 7 | ... | 162 | 163 | 163 | ... |
| 53 | Yerla River Irrigation Works | 6 & 7 | 164 & 165 | 166 | 167 | 167 | 167 |
| 54 | Chikhli Canal | 6 & 7 | ... | 168 | 169 | 169 | ... |
| 55 | Maini Tank | 6 & 7 | ... | 170 | 171 | 171 | ... |
| 56 | Muchkundi Tank | 6 & 7 | ... | 172 | 173 | 173 | ... |
| 57 | Gokák Canal—First Section and Storage Works | 6 & 7 | ... | 174 | 175 | 175 | ... |
| 58 | Dambal Tank | 6 & 7 | ... | 176 | 177 | 177 | ... |
| 59 | Medleri do. | 6 & 7 | ... | 178 | 179 | 179 | ... |
| 60 | Madag do. | 6 & 7 | ... | 180 | 181 | 181 | ... |
| 61 | Asundi do. | 8 & 9 | ... | 182 | 183 | 183 | ... |
| 62 | Dharma Canal | 8 & 9 | 184 | 185 | 186 | 186 | 186 |
| 63 | Kádva River Works | 8 & 9 | ... | 187 & 188 | 188 | 188 | ... |
| 64 | Chankápur Tank | 8 & 9 | 189 & 190 | 191 | 192 | 192 | 192 |
| 65 | Pravara River Works—Lákh Canal | 8 & 9 | ... | 193 & 194 | 194 | 194 | ... |
| 66 | Godávari Canal | 8 & 9 | 195 | 196 | 197 | 197 | 197 |
| 67 | Pravara River Canal | 8 & 9 | 198 & 199 | 200 | 201 | 201 | 202 |
| 68 | Parsul Tank | 8 & 9 | ... | 203 | 204 | 204 | ... |
| 69 | Pravara Left Bank Canal | 8 & 9 | ... | 205 | 206 | 206 | ... |
| 70 | Mutha Canals, including Mátoba Tank | 8 & 9 | 207 & 208 | 209 & 210 | 210 | 211 | 211 |
| 71 | Nira Canal and Shetphal Tank | 8 & 9 | 212 & 213 | 214 & 215 | 216 | 216 | 217 |
| 72 | Kásurdi Tank | 8 & 9 | ... | 218 | 219 | 219 | ... |
| 73 | Shirsuphal do. | 8 & 9 | ... | 220 | 221 | 221 | ... |
| 74 | Bhádvalvádi do. | 8 & 9 | ... | 222 | 223 | 223 | ... |
| 75 | Máládevi do. | 8 & 9 | ... | ... | 224 | 224 | 224 |
| 76 | Budhihal do. | 8 & 9 | 225 | ... | 226 | 226 | 226 |
| 77 | Nira Right Bank Canal | 8 & 9 | 227 & 228 | ... | 229 | 229 | 229 |
| 78 | Revision of the Gokák Canal Extension Project. | 8 & 9 | 230 | ... | 230 | 231 | 231 |
| 79 | Victoria Tank | 8 & 9 | 232 | ... | 233 | 233 | 233 |
| 80 | Suki River | 8 & 9 | ... | ... | 234 | 234 | 234 |
| 81 | Gokák Canal—Second Section | 8 & 9 | ... | ... | ... | ... | ... |
| 82 | Works for which only Revenue Accounts are kept—Sind | 8 & 9 | ... | 235 | ... | 236 | ... |

**Review of the Administrative Accounts of the Bombay Presidency
Irrigation Branch for the year 1922-23 as required by Article 328
of the Account Code (1st Edition).**

1. Cases in which a change of classification of Projects from Productive to Unproductive or *vice versa* is necessary.

The percentage of return on sum at charge for the last three years in the case of the following three Canals is as given below :—

| | 1920-21. | 1921-22. | 1922-23. |
|---------------------------|----------|----------|----------|
| Eastern Nara Canal | ... | ... | 2.25 |
| Jamrao Canal | ... | 2.03 | 3.55 |
| Mavinkop Tank | ... | ... | 3.31 |

Although the percentage of return for the Eastern Nara Canal during the years 1918-19, 1919-20 and 1920-21 was below 4 per cent., the project was classified as Productive in the statement appended to G.R. (P.W.D.) No. 509, dated 16th September 1922 in view of figures for previous six years, *i. e.*, 1912-13 to 1917-18.

In view of the fall in the percentage of return in the case of Jamrao Canal and Mavinkop Tank for the last three years, it is for Government to change their classification from "Productive" to "Unproductive".

The percentage of return for the last three years in the case of Nira Canal and Shetphal Tank is as under :—

| 1920-21. | 1921-22. | 1922-23. |
|----------|----------|----------|
| 8.75 | 7.16 | 7.13 |

In view of the percentage increase it is for Government to change its classification from 'Unproductive' to 'Productive'.

2. Cases in which an abnormal increase under 'Working Expenses' is not accompanied by an adequate increase in the Receipts or (3) cases in which Receipts show a marked decline and there is no known reason for this.

There is no case under these classes during the year under report.

J. STUART MILNE,
Accountant General.

IRRIGATION BRANCH.

PUBLIC WORKS
ADMINISTRATIVE ACCOUNTS

No. I.—General Abstract of Financial Results of Irrigation, Navigation, Embankment and

| Name of Projects. | COST OF CONSTRUCTION AS NOW ESTIMATED. | | | CAPITAL OUTLAY. | | | | | | GROSS Direct Receipts. |
|---|---|----------------------|--------------------|--------------------|----------------------|------------------|--------------------|----------------------|--------------------|------------------------------|
| | Direct Charges. | Indirect Charges. | Total. | During the year. | | | To end of year. | | | |
| | | | | Direct Charges. | Indirect Charges. | Total. | Direct Charges. | Indirect Charges. | Total. | |
| 1 | 2 | 3 | 4 | 5 | 6 | 7 | 8 | 9 | 10 | 11 |
| PRODUCTIVE. | Rs. | Rs. | Rs. | Rs. | Rs. | Rs. | Rs. | Rs. | Rs. | Rs. |
| A.—IRRIGATION WORKS. | | | | | | | | | | |
| SIND. | | | | | | | | | | |
| <i>Works in Operation.</i> | | | | | | | | | | |
| Desert Canal | 26,56,858 | 80,066 | 27,36,924 | 1,320 | 39 | 1,359 | 26,56,621 | 80,054 | 27,36,675 | 1,16,237 |
| Unharwah | 7,70,854 | 20,862 | 7,91,716 | 2,804 | 82 | 2,886 | 7,70,854 | 20,862 | 7,91,716 | 1,994 |
| Begari Canal | 23,86,873 | 78,919 | 24,65,792 | -1,220 | -36 | -1,256 | 23,86,873 | 78,919 | 24,65,792 | 38,793 |
| Eastern Nara Canal... .. | 89,68,764 | 3,21,327 | 92,90,091 | 6,08,608 | 23,313 | 6,31,921 | 78,48,365 | 2,75,940 | 81,24,305 | 15,142 |
| Jamrao Canal | 89,06,199 | 2,71,034 | 91,77,173 | 4,69,068 | 14,622 | 4,83,690 | 92,97,036 | 2,83,470 | 95,80,506 | 23,198 |
| Sukkur Canal | 14,22,965 | 63,048 | 14,86,013 | 42,253 | 1,245 | 43,498 | 14,18,305 | 63,006 | 14,81,311 | 4,823 |
| Ghar Canal | 6,43,006 | 34,730 | 6,77,736 | 28,177 | 830 | 29,007 | 6,32,369 | 34,353 | 6,66,722 | 17,134 |
| Alibhar Kacheri Canal | 1,03,430 | 3,739 | 1,07,169 | ... | ... | ... | 1,03,430 | 3,739 | 1,07,169 | 1,520 |
| Great Marak Canal | 4,39,070 | 16,613 | 4,55,683 | 8,916 | 386 | 9,302 | 4,27,672 | 16,597 | 4,43,569 | 7,258 |
| Sarfrazwah | 1,18,559 | 6,121 | 1,24,680 | ... | ... | ... | 1,18,559 | 6,121 | 1,24,680 | 4,381 |
| Puleli Canal | 27,32,796 | 1,00,653 | 28,33,449 | 2,51,444 | 11,698 | 2,63,142 | 25,50,269 | 97,274 | 26,47,543 | 66,723 |
| Hasanali Canal | 2,89,929 | 14,876 | 3,04,805 | ... | ... | ... | 2,89,929 | 14,876 | 3,04,805 | 432 |
| Naulakhi Canal | 12,17,935 | 44,619 | 12,62,554 | ... | ... | ... | 5,112 | 33 | 5,145 | 877 |
| Katri Canal | 71,855 | 1,394 | 73,249 | 898 | 26 | 924 | 71,218 | 1,370 | 72,788 | 675 |
| Pinyari Canal | 6,20,207 | 16,368 | 6,36,575 | 13,348 | 394 | 13,742 | 6,03,433 | 15,781 | 6,19,264 | 4,756 |
| Indus Canals Right Bank | 86,927 | 1,833 | 88,760 | ... | ... | ... | 86,927 | 1,833 | 88,760 | 341 |
| Indus Canals Left Bank | 2,52,978 | 5,960 | 2,58,938 | ... | ... | ... | 2,52,978 | 5,960 | 2,58,938 | 1,214 |
| Sind Canals | 8,18,182 | 10,217 | 8,28,399 | ... | ... | ... | 8,18,182 | 10,217 | 8,28,399 | 4,655 |
| Rajib Chiti and Garang | 2,59,516 | 3,670 | 2,63,186 | ... | ... | ... | 2,59,516 | 3,670 | 2,63,186 | 963 |
| Canals in Rohri | 1,66,333 | 2,684 | 1,69,067 | ... | ... | ... | 1,66,333 | 2,684 | 1,69,067 | 4,016 |
| <i>Works under Construction.</i> | | | | | | | | | | |
| Chiti Canal | 5,934 | 200 | 6,134 | 5,742 | 170 | 5,912 | 5,742 | 170 | 5,912 | ... |
| Sukkur Barrage | 11,04,499 | ... | 11,04,499 | 4,14,410 | 25,033 | 4,39,443 | 7,94,507 | 47,781 | 8,42,288 | ... |
| Garkino Canal | 91,745 | 2,991 | 94,736 | 22,886 | 674 | 23,560 | 22,886 | 674 | 23,560 | ... |
| Arora Canal | 13,882 | 455 | 14,337 | 13,454 | 396 | 13,850 | 13,454 | 396 | 13,850 | ... |
| Total Sind | 3,41,99,286 | 11,02,379 | 3,53,01,665 | 18,82,108 | 78,872 | 19,60,980 | 3,16,00,670 | 10,65,080 | 3,26,65,750 | 3,15,138 |
| DECCAN AND GUJARAT. | | | | | | | | | | |
| Gadikeri Tank | 16,363 | 555 | 16,918 | ... | ... | ... | 16,363 | 555 | 16,918 | ... |
| Mavinkop Tank | 30,185 | 3,319 | 33,504 | ... | ... | ... | 30,185 | 3,319 | 33,504 | ... |
| Shahado Channel | 62,031 | 4,503 | 66,534 | ... | ... | ... | 62,031 | 4,603 | 66,534 | 3,355 |
| Total, Deccan and Gujarat | 1,08,579 | 8,377 | 1,16,956 | ... | ... | ... | 1,08,579 | 8,377 | 1,16,956 | 3,355 |
| Total Productive Works | 3,43,07,865 | 11,10,756 | 3,54,18,621 | 18,82,108 | 78,872 | 19,60,980 | 3,17,09,249 | 10,73,457 | 3,27,82,706 | 3,18,493 |
| UNPRODUCTIVE. | | | | | | | | | | |
| SIND. | | | | | | | | | | |
| <i>Works in Operation.</i> | | | | | | | | | | |
| Mabiwah | 19,95,263 | 59,261 | 14,54,524 | 8,816 | 252 | 9,068 | 13,89,708 | 59,044 | 14,48,752 | 4,267 |
| Dad Canal | 25,92,973 | 99,122 | 26,92,095 | 20,015 | 866 | 20,881 | 25,75,578 | 94,602 | 26,80,180 | 1,056 |
| Nasrat Canal | 18,08,116 | 58,208 | 18,66,324 | 2,803 | 122 | 2,925 | 18,06,847 | 58,206 | 18,65,053 | 125 |
| Sattah Canal | 1,74,028 | 6,051 | 1,80,079 | ... | ... | ... | 1,74,028 | 6,051 | 1,80,079 | - 8 |
| Baghar Canal | 2,30,870 | 5,034 | 2,35,904 | ... | ... | ... | 2,30,870 | 5,034 | 2,35,904 | 4,639 |
| <i>Works under Construction.</i> | | | | | | | | | | |
| Scharwah Canal | 8,57,487 | 22,038 | 8,79,525 | - 636 | - 18 | - 654 | 28,395 | 537 | 28,932 | ... |
| Total, Sind | 70,58,737 | 2,49,714 | 73,08,451 | 30,998 | 1,222 | 32,220 | 62,15,426 | 2,23,474 | 64,38,900 | 10,079 |
| Carried over | 70,58,737 | 2,49,714 | 73,08,451 | 30,998 | 1,222 | 32,220 | 62,15,426 | 2,23,474 | 64,38,900 | 10,079 |
| Total | 3,43,07,865 | 11,10,756 | 3,54,18,621 | 18,82,108 | 78,872 | 19,60,980 | 3,17,09,249 | 10,73,457 | 3,27,82,706 | 3,18,493 |

Note (1).—Direct charges under Working Expenses include share of collection charges in the Civil Department calculated

Bombay, 2nd February 1924.

BOMBAY PRESIDENCY.

DEPARTMENT.

FOR THE YEAR 1922-1923.

Drainage Works for which separate Revenue Accounts are kept.

| RECEIPTS DURING THE YEAR. | | WORKING EXPENSES DURING THE YEAR. | | | NET RESULT (EXCLUDING INTEREST) FOR THE YEAR. | | | | | Simple Interest for the Year at * per cent. during the year. | NET RESULTS (INCLUDING INTEREST) FOR THE YEAR. | | | |
|---------------------------------------|-----------|-----------------------------------|-------------------|-----------|---|----------------------------|-----------------|------------------|-----------------------------|--|--|--------------------|-------------|--|
| Portion of Land Revenue due to works. | Total. | Direct Charges. | Indirect Charges. | Total | Net receipts (or excess Revenue). | Net payments (or deficit). | Rate per cent. | | Excess revenue (or profit). | | Deficit (of loss). | Rate per cent. | | |
| | | | | | | | Of Net Receipts | Of Net Payments. | | | | Of excess revenue. | Of deficit. | |
| 13 | 18 | 14 | 15 | 16 | 17 | 19 | 19 | 20 | 21 | 22 | 23 | 24 | 25 | |
| Rs. | Rs. | Rs. | Rs. | Rs. | Rs. | Rs. | Rs. | Rs. | Rs. | Rs. | Rs. | Rs. | Rs. | |
| 4,56,162 | 5,72,899 | 2,02,657 | 7,709 | 2,10,366 | 8,62,033 | ... | 13-23 | ... | 88,641 | 2,78,392 | ... | 9-89 | ... | |
| 2,52,444 | 2,54,438 | 82,838 | 2,960 | 85,298 | 1,69,140 | ... | 21-36 | ... | 25,616 | 1,48,524 | ... | 18-13 | ... | |
| 7,71,015 | 8,09,808 | 3,91,905 | 15,469 | 4,06,674 | 4,03,134 | ... | 18-35 | ... | 79,714 | 3,23,420 | ... | 13-12 | ... | |
| 5,27,783 | 5,42,935 | 8,40,731 | 18,970 | 8,59,701 | 1,83,224 | ... | 2-85 | ... | 2,67,328 | ... | 84,099 | ... | 1-03 | |
| 9,00,720 | 9,23,918 | 5,48,375 | 35,689 | 5,84,064 | 8,39,864 | ... | 3-55 | ... | 8,11,649 | 28,205 | ... | 0-29 | ... | |
| 2,24,128 | 2,28,957 | 1,27,455 | 5,076 | 1,32,530 | 96,427 | ... | 6-51 | ... | 47,158 | 49,269 | ... | 3-33 | ... | |
| 9,05,039 | 9,22,178 | 8,31,835 | 12,364 | 8,44,199 | 5,77,974 | ... | 88-69 | ... | 22,064 | 5,55,910 | ... | 89-38 | ... | |
| 10,894 | 12,414 | 4,519 | 457 | 4,976 | 7,438 | ... | 6-94 | ... | 5,168 | 2,270 | ... | 2-13 | ... | |
| 138,559 | 1,45,817 | 74,515 | 4,678 | 79,193 | 66,624 | ... | 15-02 | ... | 18,722 | 47,902 | ... | 10-80 | ... | |
| 6,38,469 | 42,870 | 24,979 | 1,570 | 26,543 | 16,307 | ... | 13-08 | ... | 8,942 | 12,865 | ... | 9-22 | ... | |
| 1,74,587 | 7,41,260 | 3,04,362 | 19,993 | 3,24,355 | 4,16,905 | ... | 15-75 | ... | 91,896 | 3,25,509 | ... | 12-29 | ... | |
| 39,994 | 40,426 | 41,478 | 2,552 | 44,030 | ... | 8,604 | ... | 1-18 | 9,641 | ... | 13,245 | ... | 4-84 | |
| 48,357 | 1,49,234 | 53,946 | 2,840 | 56,786 | 92,448 | ... | 179 8-85a | ... | 170 | 92,278 | ... | ... | ... | |
| 44,890 | 45,005 | 48,156 | 1,343 | 49,499 | ... | 4,494 | ... | 6-19 | 2,488 | ... | 6,982 | ... | 9-62 | |
| 2,69,072 | 2,78,928 | 1,59,018 | 4,220 | 1,63,238 | 1,10,590 | ... | 17-86 | ... | 21,957 | 88,633 | ... | 14-31 | ... | |
| 69,718 | 70,059 | 29,962 | 763 | 30,725 | 39,354 | ... | 44-31 | ... | 3,855 | 35,479 | ... | 39-97 | ... | |
| 1,09,481 | 1,10,695 | 56,571 | 1,477 | 58,048 | 52,647 | ... | 20-33 | ... | 9,364 | 43,283 | ... | 16-71 | ... | |
| 3,21,363 | 3,26,018 | 1,00,601 | 2,408 | 1,03,009 | 2,23,009 | ... | 26-92 | ... | 29,388 | 1,93,626 | ... | 23-37 | ... | |
| 1,04,068 | 1,05,931 | 26,938 | 613 | 27,549 | 77,432 | ... | 21-14 | ... | 8,819 | 68,663 | ... | 26-08 | ... | |
| 1,89,503 | 1,73,519 | 1,06,922 | 2,859 | 1,09,791 | 63,728 | ... | 87-69 | ... | 6,598 | 57,135 | ... | 83-79 | ... | |
| ... | ... | ... | ... | ... | ... | ... | ... | ... | 157 | ... | 157 | ... | 2-65 | |
| ... | ... | ... | ... | ... | ... | ... | ... | ... | 32,190 | ... | 32,190 | ... | 3-88 | |
| ... | ... | ... | ... | ... | ... | ... | ... | ... | 627 | ... | 627 | ... | 2-66 | |
| ... | ... | ... | ... | ... | ... | ... | ... | ... | 369 | ... | 369 | ... | 2-66 | |
| 61,75,636 | 64,90,774 | 30,56,565 | 1,44,009 | 32,00,574 | 32,90,200 | ... | 10-07 | ... | 10,87,006 | 22,03,194 | ... | 6-74 | ... | |
| 2,355 | 2,355 | 1,735 | 141 | 1,866 | 489 | ... | 2-89 | ... | 544 | ... | 55 | ... | 0-32 | |
| 2,022 | 2,022 | 725 | 50 | 775 | 1,247 | ... | 9-72 | ... | 1,004 | 243 | ... | 0-73 | ... | |
| 6,561 | 8,916 | 1,881 | 113 | 1,994 | 6,922 | ... | 10-40 | ... | 2,086 | 4,836 | ... | 7-27 | ... | |
| 9,938 | 13,293 | 4,381 | 304 | 4,685 | 8,658 | ... | 7-40 | ... | 3,634 | 5,024 | ... | 4-29 | ... | |
| 61,85,574 | 65,04,067 | 30,60,896 | 1,44,319 | 32,05,209 | 32,98,858 | ... | 10-06 | ... | 10,90,640 | 22,08,218 | ... | 6-73 | ... | |
| 55,576 | 59,843 | 72,124 | 2,017 | 74,141 | ... | 14,398 | ... | 0-99 | 46,158 | ... | 60,454 | ... | 4-17 | |
| 2,56,531 | 2,56,537 | 1,29,815 | 5,122 | 1,34,937 | 1,21,860 | ... | 4-54 | ... | 85,620 | 36,030 | ... | 1-34 | ... | |
| 1,71,581 | 1,71,706 | 1,15,667 | 4,648 | 1,20,315 | 51,891 | ... | 2-75 | ... | 59,904 | ... | 8,513 | ... | 0-45 | |
| 21,294 | 21,286 | 10,881 | 293 | 11,059 | 10,297 | ... | 5-68 | ... | 5,787 | 4,440 | ... | 2-41 | ... | |
| 74,391 | 79,030 | 48,622 | 1,303 | 49,924 | 29,106 | ... | 12-34 | ... | 7,810 | 21,296 | ... | 9-02 | ... | |
| ... | ... | ... | ... | ... | ... | ... | ... | ... | 1,578 | ... | 1,578 | ... | 5-47 | |
| 5,78,373 | 5,88,452 | 3,77,059 | 13,317 | 3,90,376 | 1,98,076 | ... | 3-08 | ... | 2,06,850 | ... | 3,774 | ... | 0-14 | |
| 5,78,373 | 5,88,452 | 3,77,059 | 13,317 | 3,90,376 | 1,98,076 | ... | ... | ... | 2,06,850 | ... | 3,774 | ... | ... | |
| 61,85,574 | 65,04,067 | 30,60,896 | 1,44,319 | 32,05,209 | 32,98,858 | ... | ... | ... | 10,90,640 | 22,08,218 | ... | ... | ... | |

At certain percentages fixed by Government, but which are not adjusted in the Finance Accounts.

(a) High percentage is due to capital outlay on old works not brought forward as the sanction to reclassification of the Canal under the head "63" has not yet been received.

* At 8-3253 per cent. on direct capital expenditure to end of 1916-1917 and at 5-28 per cent. on subsequent expenditure.

IRRIGATION BRANCH.

PUBLIC WORKS
ADMINISTRATIVE ACCOUNTS

No. 1.—General Abstract of Financial Results of Irrigation, Navigation, Embankment

| Name of Projects. | COST OF CONSTRUCTION AS NOW ESTIMATED. | | | CAPITAL OUTLAY. | | | | | | GROSS RECEIPTS. |
|--|--|-------------------|-----------------|------------------|-------------------|---------------|-----------------|-------------------|-----------------|------------------|
| | Direct Charges. | Indirect Charges. | Total. | During the year. | | | To end of year. | | | |
| | | | | Direct Charges. | Indirect Charges. | Total. | Direct Charges. | Indirect Charges. | Total. | Direct Receipts. |
| 1 | 2 | 3 | 4 | 5 | 6 | 7 | 8 | 9 | 10 | 11 |
| Brought forward ... | Rs. 3,43,07,865 | Rs. 11,10,756 | Rs. 3,54,18,621 | Rs. 18,82,108 | Rs. 78,872 | Rs. 19,60,980 | Rs. 3,17,09,249 | Rs. 10,73,457 | Rs. 3,27,82,706 | Rs. 3,18,493 |
| | 70,58,737 | 2,49,714 | 73,08,451 | 30,998 | 1,222 | 32,220 | 62,15,426 | 2,23,424 | 64,38,900 | 10,079 |
| UNPRODUCTIVE. | | | | | | | | | | |
| A.—IRRIGATION WORKS. | | | | | | | | | | |
| DECCAN AND GUJARAT. | | | | | | | | | | |
| <i>Works in operation.</i> | | | | | | | | | | |
| Hathamti and Kharicut Canal ... | 12,43,648 | 75,081 | 13,18,729 | 1,895 | 66 | 1,961 | 12,43,648 | 75,081 | 13,18,729 | 40,112 |
| Wangroli Tank ... | 2,42,512 | 50,783 | 2,93,295 | 2,285 | 80 | 2,365 | 2,42,512 | 50,783 | 2,93,295 | 7,154 |
| Transa-Nagaraana Tank ... | 2,38,032 | 42,603 | 2,80,635 | ... | ... | ... | 2,38,032 | 42,603 | 2,80,635 | 1,205 |
| Savli do. ... | 2,34,179 | 21,031 | 2,55,210 | ... | ... | ... | 2,34,179 | 21,031 | 2,55,210 | 11,520 |
| Sahiat do. ... | 1,58,452 | 25,577 | 1,84,029 | ... | ... | ... | 1,58,452 | 25,577 | 1,84,029 | 2,083 |
| Futalao do. ... | 1,07,356 | 9,105 | 1,16,461 | ... | ... | ... | 1,07,356 | 9,105 | 1,16,461 | 327 |
| Lower Panjhra River Works . | 4,45,382 | 23,239 | 4,68,621 | ... | ... | ... | 4,45,382 | 23,239 | 4,68,621 | 18,537 |
| Hartala Tapk ... | 47,948 | 25,434 | 73,382 | ... | ... | ... | 47,948 | 25,434 | 73,382 | 754 |
| Mhasva Tank ... | 1,28,781 | 10,175 | 1,38,956 | ... | ... | ... | 1,28,781 | 10,175 | 1,38,956 | 2,576 |
| Jamda Canal ... | 9,91,178 | 49,911 | 10,41,089 | 2,958 | 90 | 3,048 | 9,94,136 | 50,001 | 10,44,137 | 16,881 |
| Bhatodi Tank ... | 3,52,685 | 27,022 | 3,79,707 | ... | ... | ... | 3,52,685 | 27,022 | 3,79,707 | 12,333 |
| Ekrak Tank ... | 12,28,117 | 1,12,269 | 13,40,386 | ... | ... | ... | 12,28,117 | 1,12,269 | 13,40,386 | 1,69,042 |
| Koregaon Tank ... | 37,923 | 1,266 | 39,189 | ... | ... | ... | 37,923 | 1,266 | 39,189 | 1,227 |
| Ashti Tank ... | 7,62,463 | 79,217 | 8,41,680 | 2,692 | 82 | 2,774 | 7,69,742 | 79,123 | 8,38,865 | 28,954 |
| Pathri Tank ... | 6,27,825 | 15,021 | 6,42,846 | ... | ... | ... | 6,27,825 | 15,021 | 6,42,846 | 10,212 |
| Krishna Canal ... | 8,95,262 | 51,507 | 9,46,769 | ... | ... | ... | 8,92,977 | 51,482 | 9,44,459 | 66,004 |
| Mhaswad Canal ... | 20,05,553 | 90,463 | 20,96,016 | ... | ... | ... | 20,05,553 | 90,463 | 20,96,016 | 57,478 |
| Revani Canal ... | 56,771 | 3,040 | 59,811 | ... | ... | ... | 56,771 | 3,040 | 59,811 | 2,516 |
| Upper Man River Works ... | 4,15,835 | 23,451 | 4,39,286 | ... | ... | ... | 4,15,835 | 23,451 | 4,39,286 | 5,637 |
| Yerla River Irrigation Works. | 7,27,556 | 45,571 | 7,73,127 | 8,014 | 243 | 8,257 | 7,27,556 | 45,571 | 7,73,127 | 20,976 |
| Chikhli Canal ... | 53,803 | 3,639 | 57,442 | ... | ... | ... | 53,803 | 3,639 | 57,442 | 1,480 |
| Maini Tank ... | 4,62,125 | 25,525 | 4,87,650 | ... | ... | ... | 4,62,125 | 25,525 | 4,87,650 | 10,078 |
| Muchkundi Tank ... | 1,40,217 | 18,490 | 1,58,707 | ... | ... | ... | 1,40,217 | 18,490 | 1,58,707 | 167 |
| Gokak Canal, First Section and Storage Works ... | 13,01,750 | 80,172 | 13,81,922 | ... | ... | ... | 13,01,750 | 80,172 | 13,81,922 | 76,002 |
| Dambal Tank ... | 60,847 | 3,133 | 63,980 | ... | ... | ... | 60,847 | 3,133 | 63,980 | 1,461 |
| Medleri Tank ... | 78,354 | 3,038 | 81,392 | ... | ... | ... | 78,354 | 3,038 | 81,392 | 271 |
| Madag Tank ... | 1,61,248 | 6,350 | 1,67,598 | ... | ... | ... | 1,61,248 | 6,350 | 1,67,598 | 3,177 |
| | 1,82,05,802 | 9,22,113 | 1,41,27,915 | - 17,844 | 561 | 18,405 | 1,82,03,754 | 9,22,084 | 1,41,25,838 | 5,68,104 |
| Carried over ... | 70,58,737 | 2,49,714 | 73,08,451 | 30,998 | 1,222 | 32,220 | 62,15,426 | 2,23,474 | 64,38,900 | 10,079 |
| | 3,43,07,865 | 11,10,756 | 3,54,18,621 | 18,82,108 | 78,872 | 19,60,980 | 3,17,09,249 | 10,73,457 | 3,27,82,706 | 3,18,493 |

Note.—Direct Charges under Working Expenses include share of collection charges in the Civil Department

BOMBAY PRESIDENCY.

DEPARTMENT.

FOR THE YEAR 1922-23.

and Drainage Works for which separate Revenue Accounts are kept.

| RECEIPTS DURING YEAR. | | WORKING EXPENSES DURING THE YEAR. | | | NET RESULTS (EXCLUDING INTEREST) FOR THE YEAR. | | | | NET RESULTS (INCLUDING INTEREST) FOR THE YEAR. | | | | |
|---------------------------------------|-----------|-----------------------------------|-------------------|-----------|--|---------------------------|------------------|------------------|--|-----------------------------|--------------------|--------------------|-------------|
| Portion of Land Revenue due to works. | Total. | Direct Charges. | Indirect Charges. | Total. | Net receipts (or Excess revenue). | Net payment (or deficit). | Rate per cent. | | Simple Interest for the year as per cent. during the year. | Excess revenue (or profit). | Deficit (or loss). | Rate per cent. | |
| | | | | | | | Of Net Receipts. | Of Net Payments. | | | | Of excess revenue. | Of deficit. |
| 12 | 13 | 14 | 15 | 16 | 17 | 18 | 19 | 20 | 21 | 22 | 23 | 24 | 25 |
| Rs. | Rs. | Rs. | Rs. | Rs. | Rs. | Rs. | Rs. | Rs. | Rs. | Rs. | Rs. | Rs. | Rs. |
| 61,85,574 | 65,04,067 | 30,60,896 | 1,44,313 | 32,05,209 | 32,98,858 | ... | ... | ... | 10,90,640 | 22,08,218 | ... | ... | ... |
| 5,78,373 | 5,88,452 | 3,77,059 | 13,317 | 3,90,376 | 1,98,076 | ... | ... | ... | 2,06,850 | ... | 8,774 | ... | ... |
| ... | 40,112 | 32,437 | 1,072 | 33,509 | 6,603 | ... | 0.50 | ... | 41,359 | ... | 34,756 | ... | 2.63 |
| 7,102 | 14,256 | 8,735 | 268 | 9,003 | 5,263 | ... | 1.79 | ... | 8,078 | ... | 2,825 | ... | 0.96 |
| ... | 1,205 | 2,833 | 98 | 2,931 | ... | 1,726 | ... | 0.62 | 7,915 | ... | 9,641 | ... | 3.43 |
| ... | 11,520 | 6,320 | 202 | 6,522 | 4,998 | ... | 1.96 | ... | 7,787 | ... | 2,789 | ... | 1.09 |
| 3,666 | 5,749 | 6,737 | 219 | 6,956 | ... | 1,307 | ... | 6.66 | 5,369 | ... | 6,476 | ... | 3.51 |
| ... | 327 | 1,774 | 62 | 1,836 | ... | 1,509 | ... | 1.30 | 3,570 | ... | 5,079 | ... | 4.36 |
| 9,947 | 28,484 | 4,878 | 238 | 5,116 | 23,368 | ... | 4.99 | ... | 14,810 | 8,558 | ... | 1.82 | ... |
| ... | 754 | 959 | 54 | 1,013 | ... | 259 | ... | 0.35 | 1,594 | ... | 1,853 | ... | 2.52 |
| ... | 2,576 | 2,139 | 117 | 2,256 | 320 | ... | 0.23 | ... | 4,382 | ... | 3,962 | ... | 2.85 |
| ... | 16,331 | 6,031 | 323 | 6,354 | 10,027 | ... | 0.96 | ... | 33,040 | ... | 23,013 | ... | 2.90 |
| 5,361 | 18,194 | 4,797 | 188 | 4,985 | 13,209 | ... | 3.48 | ... | 11,727 | 1,482 | ... | 0.39 | ... |
| ... | 1,69,042 | 18,714 | 535 | 19,249 | 1,49,793 | ... | 11.18 | ... | 40,837 | 1,08,956 | ... | 8.12 | ... |
| ... | 1,227 | 1,453 | 69 | 1,522 | ... | 295 | ... | 0.75 | 1,261 | ... | 1,556 | ... | 3.97 |
| ... | 23,954 | 8,737 | 382 | 9,119 | 19,835 | ... | 2.36 | ... | 25,248 | ... | 5,413 | ... | 0.64 |
| ... | 10,212 | 6,662 | 307 | 6,969 | 3,243 | ... | 0.50 | ... | 20,876 | ... | 17,633 | ... | 2.74 |
| ... | 66,004 | 21,419 | 810 | 22,229 | 43,775 | ... | 4.63 | ... | 29,694 | 14,081 | ... | 1.4 | ... |
| ... | 57,478 | 19,331 | 1,331 | 20,662 | 36,816 | ... | 1.75 | ... | 66,688 | ... | 29,872 | ... | 1.42 |
| ... | 2,516 | 3,708 | 175 | 3,883 | ... | 1,307 | ... | 2.28 | 1,888 | ... | 3,255 | ... | 5.44 |
| ... | 5,637 | 4,524 | 208 | 4,732 | 905 | ... | 0.21 | ... | 13,927 | ... | 12,922 | ... | 2.94 |
| ... | 20,976 | 13,159 | 594 | 13,753 | 7,223 | ... | 0.93 | ... | 24,146 | ... | 16,923 | ... | 2.80 |
| ... | 1,480 | 2,382 | 113 | 2,495 | ... | 1,015 | ... | 1.77 | 1,789 | ... | 2,804 | ... | 4.83 |
| ... | 10,078 | 6,427 | 290 | 6,717 | 3,361 | ... | 0.8 | ... | 15,367 | ... | 12,006 | ... | 2.46 |
| ... | 107 | 1,472 | 97 | 1,569 | ... | 1,462 | ... | 0.92 | 4,663 | ... | 6,125 | ... | 3.66 |
| ... | 76,002 | 13,054 | 703 | 13,757 | 62,245 | ... | 4.50 | ... | 43,286 | 18,959 | ... | 1.37 | ... |
| 916 | 2,877 | 2,192 | 197 | 2,389 | ... | 12 | ... | 0.02 | 2,023 | ... | 2,035 | ... | 3.19 |
| ... | 271 | 1,143 | 107 | 1,250 | ... | 979 | ... | 1.20 | 2,605 | ... | 3,594 | ... | 4.40 |
| ... | 3,177 | 2,153 | 190 | 2,343 | 634 | ... | 0.49 | ... | 5,262 | ... | 4,528 | ... | 2.70 |
| 26,992 | 5,95,096 | 2,04,170 | 8,949 | 2,13,119 | 3,81,977 | ... | ... | ... | 4,38,991 | ... | 57,014 | ... | ... |
| 5,78,373 | 5,88,452 | 3,77,059 | 13,317 | 3,90,376 | 1,98,016 | ... | ... | ... | 2,06,350 | ... | 8,774 | ... | ... |
| 61,85,574 | 65,04,067 | 30,60,896 | 1,44,313 | 32,05,209 | 32,98,858 | ... | ... | ... | 10,90,640 | 22,08,218 | ... | ... | ... |

calculated at certain percentages fixed by Government, but which are not adjusted in the Finance Accounts.
 * At 3.25 per cent. on direct capital expenditure to end of 1916-1917 and at 5.48 per cent. on subsequent expenditure.

ADMINISTRATIVE ACCOUNTS

No. 1.—General Abstract of Financial Results of Irrigation, Navigation, Embankment

| Name of Projects. | COST OF CONSTRUCTION AS NOW ESTIMATED. | | | CAPITAL OUTLAY. | | | | | | GROSS RECEIPTS. |
|---|--|-------------------|--------------|------------------|-------------------|-----------|--------------------------|-------------------|--------------|-----------------|
| | Direct Charges. | Indirect Charges. | Total. | During the year. | | | To end of previous year. | | | |
| | | | | Direct Charges. | Indirect Charges. | Total. | Direct Charges. | Indirect Charges. | Total. | |
| 1 | 2 | 3 | 4 | 5 | 6 | 7 | 8 | 9 | 10 | 11 |
| | Rs. | Rs. | Rs. | Rs. | Rs. | Rs. | Rs. | Rs. | Rs. | Rs. |
| Brought forward | 3,48,07,865 | 11,10,756 | 3,54,18,621 | 18,82,108 | 78,872 | 19,60,980 | 3,17,09,249 | 10,78,457 | 3,27,82,706 | 3,18,493 |
| | 70,58,737 | 2,49,714 | 78,08,451 | 30,998 | 1,222 | 32,220 | 62,15,426 | 2,23,474 | 64,38,900 | 10,079 |
| | 1,32,05,802 | 9,22,113 | 1,41,27,915 | 17,844 | 561 | 18,405 | 1,32,03,754 | 9,22,084 | 1,41,25,838 | 5,68,104 |
| UNPRODUCTIVE. | | | | | | | | | | |
| A.—IRRIGATION WORKS. | | | | | | | | | | |
| <i>in Operation.</i> | | | | | | | | | | |
| <i>DECCAN AND GUJARAT—contd.</i> | | | | | | | | | | |
| Asundi Tank | 60,741 | 14,254 | 74,995 | ... | ... | ... | 60,741 | 14,254 | 74,995 | 896 |
| Dhar sa Canal | 95,509 | 2,323 | 97,832 | ... | ... | ... | 95,509 | 2,323 | 97,832 | 1,220 |
| Kadwa River Works... .. | 9,71,741 | 62,450 | 10,34,191 | ... | ... | ... | 9,71,741 | 62,450 | 10,34,191 | 53,341 |
| Chankapur Tank | 19,81,543 | 67,256 | 20,48,799 | 7,379 | 1,382 | 8,761 | 19,75,451 | 68,013 | 20,43,464 | 35,266 |
| Pravara River Works—Laki Canal | 3,52,446 | 19,445 | 3,71,891 | ... | ... | ... | 3,52,446 | 19,445 | 3,71,891 | 1,742 |
| Godáveri Canal | 96,91,901 | 4,94,477 | 1,01,86,378 | 23,523 | 2,783 | 31,311 | 97,44,735 | 4,93,215 | 1,02,42,950 | 5,38,406 |
| Pravara Canal | 1,34,02,491 | 6,46,975 | 1,40,49,466 | 11,20,519 | 42,105 | 11,62,624 | 1,22,88,571 | 4,00,053 | 1,26,88,624 | 55,644 |
| Parsul Tank | 2,11,995 | 6,951 | 2,18,946 | ... | ... | ... | 2,08,007 | 6,988 | 2,14,995 | 5,404 |
| Pravara Left Bank Canal | 3,24,317 | 23,233 | 3,47,550 | ... | ... | ... | 3,24,317 | 23,233 | 3,47,550 | 1,11,021 |
| Mutha Canal including Mátoba Tank | 62,44,749 | 2,95,316 | 65,40,065 | ... | ... | ... | 62,44,640 | 2,95,313 | 65,39,953 | 3,59,321 |
| Nira Canal and Shetphal Tank | 62,29,930 | 3,70,751 | 66,00,681 | 20,171 | 726 | 20,897 | 62,47,582 | 3,73,308 | 66,20,885 | 7,57,171 |
| Kasurdi Tank | 40,812 | 4,778 | 45,590 | ... | ... | ... | 40,812 | 4,778 | 45,590 | 1,480 |
| Shirsupal Tank | 2,12,199 | 12,369 | 2,24,568 | ... | ... | ... | 2,12,199 | 12,369 | 2,24,568 | 3,659 |
| Bhadalwadi Tank | 2,13,115 | 14,307 | 2,27,422 | ... | ... | ... | 2,13,115 | 14,307 | 2,27,422 | 13,165 |
| <i>Works under construction.</i> | | | | | | | | | | |
| Maladevi Tank | 3,04,671 | 9,903 | 3,14,574 | ... | ... | ... | 3,02,040 | 9,888 | 3,11,928 | ... |
| Budhihal Tank | 13,98,529 | 56,091 | 14,54,620 | 342 | 29 | 365 | 4,92,092 | 18,359 | 5,10,451 | ... |
| Nira Right Bank Canals | 2,50,09,263 | 8,00,631 | 2,58,09,894 | 37,84,646 | 1,29,948 | 39,14,599 | 2,62,06,833 | 7,05,846 | 2,69,12,679 | ... |
| Gokak Canal Survey... .. | 31,500 | ... | 31,500 | 57,350 | 2,614 | 59,964 | 60,722 | 2,750 | 63,472 | ... |
| Victoria Tank | 4,37,530 | 23,473 | 4,61,003 | 94 | 1 | 93 | 62,743 | 4,023 | 66,771 | ... |
| Saki River | ... | ... | ... | ... | ... | ... | 15,139 | 385 | 15,524 | ... |
| Works in Abeyance—Gokak Canal 2nd Section... .. | 1,78,001 | 13,994 | 1,91,995 | ... | ... | ... | 1,76,306 | 13,978 | 1,90,284 | ... |
| Total Deccan and Gujarat | 8,05,98,785 | 38,61,090 | 8,44,59,875 | 50,36,685 | 1,80,138 | 52,16,823 | 7,94,99,495 | 34,72,302 | 8,29,71,857 | 25,05,840 |
| Total Unproductive | 8,76,57,522 | 41,10,804 | 9,17,68,326 | 50,67,683 | 1,81,360 | 52,49,043 | 8,57,14,921 | 36,95,836 | 8,94,10,757 | 25,15,919 |
| Grand Total | 12,19,66,387 | 52,21,560 | 12,71,87,947 | 69,49,791 | 2,60,232 | 72,10,023 | 11,74,24,170 | 47,69,293 | 12,21,93,463 | 28,34,412 |
| Works for which only revenue accounts are kept, Sind | ... | ... | ... | ... | ... | ... | ... | ... | ... | 34,769 |

NOTE.—Direct Charges under Working Expenses include share of collection charges in the Civil Department

No. Bk.—
20-1
2274

201-1

Submitted to the Auditor General, Delhi, in continuation of this Office Endorsement No. Bk.—dated 18th December 1923.

2256

Bombay, 2nd February 1924.

DEPARTMENT.

BOMBAY PRESIDENCY.

FOR THE YEAR 1922-23.

and Drainage Works for which separate Revenue Accounts are kept.

| RECEIPTS DURING YEAR. | | WORKING EXPENSES DURING THE YEAR. | | | NET RESULTS (EXCLUDING INTEREST) FOR THE YEAR. | | | | Simple Interest for the year at per cent. during the year. | NET RESULTS (INCLUDING INTEREST) FOR THE YEAR. | | | |
|---------------------------------------|---------------|-----------------------------------|-------------------|---------------|--|----------------------------|------------------|------------------|--|--|--------------------|--------------------|-------------|
| Portion of Land Revenue due to works. | Total. | Direct Charges. | Indirect Charges. | Total. | Net receipts (or excess revenue). | Net payments (or deficit). | Rate per cent. | | | Excess revenue (or profit). | Deficit (or loss). | Rate per cent. | |
| | | | | | | | Of Net Receipts. | Of Net Payments. | | | | Of excess revenue. | Of deficit. |
| 12 | 13 | 14 | 15 | 16 | 17 | 18 | 19 | 20 | 21 | 22 | 23 | 24 | 25 |
| Rs. 61,85,574 | Rs. 65,04,067 | Rs. 30,60,896 | Rs. 1,44,813 | Rs. 32,05,209 | Rs. 32,98,858 | Rs. ... | Rs. ... | Rs. ... | Rs. 10,90,640 | Rs. 22,08,218 | Rs. ... | Rs. ... | Rs. ... |
| 5,78,373 | 5,88,452 | 3,77,059 | 18,317 | 3,90,376 | 1,98,076 | ... | ... | ... | 2,06,850 | ... | 8,774 | ... | ... |
| 26,902 | 5,95,096 | 2,04,170 | 8,949 | 2,13,119 | 3,81,777 | ... | ... | ... | 4,38,991 | ... | 67,014 | ... | ... |
| 687 | 1,583 | 627 | 49 | 676 | 907 | ... | 1.21 | ... | 2,020 | ... | 1,118 | ... | 1.48 |
| 2,474 | 1,254 | 1,067 | 141 | 1,208 | ... | 2,462 | ... | 2.52 | 3,390 | ... | 5,852 | ... | 5.98 |
| 594 | 53,985 | 26,060 | 1,611 | 27,671 | 26,264 | ... | 2.54 | ... | 32,313 | ... | 6,048 | ... | 0.58 |
| ... | 36,266 | 25,431 | 1,619 | 27,050 | 8,216 | ... | 0.40 | ... | 68,381 | ... | 60,185 | ... | 2.94 |
| 225 | 1,967 | 4,008 | 263 | 4,271 | ... | 2,304 | ... | 0.62 | 11,720 | ... | 14,024 | ... | 3.77 |
| ... | 5,38,406 | 2,45,177 | 14,626 | 2,59,803 | 2,78,603 | ... | 2.72 | ... | 3,28,071 | ... | 49,468 | ... | 0.43 |
| ... | 55,644 | 42,735 | 2,680 | 45,435 | 10,209 | ... | 0.08 | ... | 5,01,709 | ... | 4,91,500 | ... | 3.87 |
| ... | 5,404 | 1,447 | 80 | 1,527 | 3,877 | ... | 1.80 | ... | 6,917 | ... | 3,040 | ... | 1.41 |
| 76 | 1,11,097 | 68,093 | 4,177 | 72,270 | 38,827 | ... | 11.17 | ... | 10,784 | 23,043 | ... | 8.07 | ... |
| 52 | 3,59,373 | 1,35,280 | 9,536 | 1,44,816 | 2,14,567 | ... | 3.28 | ... | 2,07,354 | 7,208 | ... | 0.11 | ... |
| ... | 7,57,171 | 1,96,840 | 12,178 | 2,09,016 | 5,48,155 | ... | 8.28 | ... | 2,10,443 | 3,87,712 | ... | 5.10 | ... |
| ... | 1,480 | 884 | 67 | 951 | 529 | ... | 1.16 | ... | 1,357 | ... | 828 | ... | 1.82 |
| ... | 3,659 | 2,748 | 197 | 2,945 | 714 | ... | 0.32 | ... | 7,056 | ... | 6,342 | ... | 2.82 |
| ... | 13,165 | 8,761 | 255 | 4,016 | 9,149 | ... | 4.02 | ... | 7,087 | 2,062 | ... | ... | 0.91 |
| ... | ... | ... | ... | ... | ... | ... | ... | ... | 10,043 | ... | 10,043 | ... | 3.22 |
| ... | ... | ... | ... | ... | ... | ... | ... | ... | 16,377 | ... | 16,377 | ... | 3.21 |
| ... | ... | ... | ... | ... | ... | ... | ... | ... | 11,01,022 | ... | 11,01,022 | ... | 4.09 |
| ... | ... | ... | ... | ... | ... | ... | ... | ... | 1,756 | ... | 1,756 | ... | 2.77 |
| ... | ... | ... | ... | ... | ... | ... | ... | ... | 2,265 | ... | 2,265 | ... | 3.09 |
| ... | ... | ... | ... | ... | ... | ... | ... | ... | 503 | ... | 503 | ... | 3.24 |
| ... | ... | ... | ... | ... | ... | ... | ... | ... | 5,863 | ... | 5,863 | ... | 3.81 |
| 26,153 | 25,31,992 | 9,58,348 | 56,426 | 10,14,774 | 15,17,218 | ... | 1.83 | ... | 29,75,421 | ... | 14,58,203 | ... | 1.76 |
| 6,04,525 | 81,20,444 | 13,35,407 | 69,743 | 14,05,150 | 17,15,294 | ... | 1.92 | ... | 31,82,271 | ... | 14,66,977 | ... | 1.64 |
| 67,90,099 | 96,24,511 | 43,96,303 | 2,14,056 | 46,10,359 | 50,14,152 | ... | 4.10 | ... | † 42,72,911 | 7,41,241 | ... | 0.61 | ... |
| 14,24,416 | 14,59,185 | 6,65,768 | 21,394 | 6,87,162 | 7,72,023 | ... | ... | ... | ... | 7,72,023 | ... | ... | ... |

calculated at certain percentages fixed by Government, but which are not adjusted in the Finance Accounts.

* At 3.25 per cent. on direct capital expenditure to end of 1916-1917 and at 5.48 per cent. on subsequent expenditure.

† Interest Rs. 3.80 calculated on Rs. 151-6.8 adjusted under "Suspense" of "56 Construction of Irrigation Works" according to J. E. No. 34 of 17th December 1923, from the Auditor General has not been included in this amount as it does not relate to any Canal.

J. STUART MILNE,
Accountant General.

IRRIGATION BRANCH.

BOMBAY PRESIDENCY.

PUBLIC WORKS DEPARTMENT.

ADMINISTRATIVE ACCOUNTS FOR THE YEAR 1922-1923.

DESERT CANAL.

CANAL PROJECT.

No. 2.—Capital Account for, and to end of, 1922-1923.

| Heads of Account. | DIRECT CHARGES. | | | Cost of Construction as now estimated. (Construction estimate closed on 31st March 1892.) | Expenditure against closed estimates. |
|---|-----------------|------------|------------|---|---------------------------------------|
| | Previous. | 1922-1923. | Total. | | |
| I.—WORKS. | Rs. | Rs. | Rs. | Rs. | Rs. |
| (1) <i>Head Works..</i> | | | | | |
| C. Works | 63,481 | ... | 63,481 | 63,481 | 63,481 |
| K. Buildings | 3,620 | ... | 3,620 | 3,620 | 3,620 |
| Total, Head Works | 67,101 | ... | 67,101 | 67,101 | 67,101 |
| (2) <i>Main Canals and Branches.</i> | | | | | |
| A. Preliminary Expenses | 1,425 | ... | 1,425 | 1,425 | 1,425 |
| B. Land | 2,095 | ... | 2,095 | 2,095 | 2,095 |
| D. Regulators | 1,34,523 | ... | 1,34,523 | 1,34,523 | 1,34,523 |
| E. Falls and Weirs | 75,450 | ... | 75,450 | 75,450 | 75,450 |
| F. River and hill torrent works | 3 | ... | 3 | 3 | 3 |
| G. Bridges | 79,136 | ... | 79,136 | 79,136 | 79,136 |
| H. Escapes | 15,835 | ... | 15,835 | 15,835 | 15,835 |
| I. Navigation Works | 6,665 | ... | 6,665 | 6,665 | 6,665 |
| K. Buildings | 72,274 | ... | 72,274 | 72,274 | 72,274 |
| L. Earth-work | 14,56,901 | ... | 14,56,901 | 14,56,901 | 14,56,901 |
| M. Plantations | 1,507 | ... | 1,507 | 1,507 | 1,507 |
| O. Miscellaneous | 15,117 | ... | 15,117 | 15,117 | 15,117 |
| P. Maintenance | 6,908 | ... | 6,908 | 6,903 | 6,908 |
| Total, Main Canals and Branches | 18,67,839 | ... | 18,67,839 | 18,67,839 | 18,67,839 |
| (3) <i>Distributaries.</i> | | | | | |
| A. Preliminary Expenses | 50 | ... | 50 | 50 | 50 |
| B. Land | 313 | ... | 313 | 313 | 313 |
| C. Works | 1,03,626 | 1,098 | 1,04,724 | 1,04,892 | 1,03,626 |
| L. Earth-work | 1,05,205 | ... | 1,05,205 | 1,05,205 | 1,05,205 |
| Total, Distributaries | 2,09,194 | 1,098 | 2,10,292 | 2,10,460 | 2,09,194 |
| Total, I.—Works | 21,44,134 | 1,098 | 21,45,232 | 21,45,400 | 21,44,134 |
| II.—ESTABLISHMENT. | | | | | |
| 1 & 2. Direction and Accounts | 4,85,773 | 199 | 4,85,972 | 4,86,045 | 4,85,773 |
| 3. Executive | ... | ... | ... | ... | ... |
| 4. Medical | ... | ... | ... | ... | ... |
| 5. Special Survey | ... | ... | ... | ... | ... |
| Total, Establishment | 4,85,773 | 199 | 4,85,972 | 4,86,045 | 4,85,773 |
| III.—TOOLS AND PLANT | 25,431 | 23 | 25,454 | 25,450 | 25,431 |
| V.—Suspense Accounts | ... | ... | ... | ... | ... |
| Grand Total | 26,55,338 | 1,320 | 26,56,658 | 26,56,895 | 26,55,338 |
| V.—Less—Receipts on Capital Account | 37 | ... | 37 | 37 | 37 |
| Net Outlay | 26,55,301 | 1,320 | 26,56,621 | 26,56,858 | 26,55,301 |
| <i>Apportionment.</i> | | | | | |
| Chargeable to 49.—Irrigation | 19,49,853 | ... | 19,49,853 | 26,56,858 | 19,49,853 |
| Chargeable to 43.—Minor Works and Navigation. | 7,05,448 | ... | 7,05,448 | | |
| Chargeable to 55.—Constructing of Irrigation Works—Provincial | ... | 1,320 | 1,320 | | |
| Total | 26,55,301 | 1,320 | 26,56,621 | 26,56,858 | 26,55,301 |

IRRIGATION BRANCH.

BOMBAY PRESIDENCY.

PUBLIC WORKS DEPARTMENT.

ADMINISTRATIVE ACCOUNTS FOR THE YEAR 1922-1923.

DESERT CANAL.

CANAL PROJECT.

No. 3.—Revenue Account for, and to end of, 1922-1923.

| Receipts. | Total. | | | Charges. | Total. | | |
|---|-------------|------------|-------------|--|-------------|------------|-------------|
| | Previous. | 1922-1923. | Total. | | Previous. | 1922-1923. | Total. |
| | Rs. | Rs. | Rs. | | Rs. | Rs. | Rs. |
| I.—DIRECT RECEIPTS. | | | | I.—EXTENSIONS AND IMPROVEMENTS. | | | |
| 1. Water-rates from Irrigation ... | 28,53,839 | 1,10,031 | 24,63,870 | 1. Head Works .. | 7,739 | ... | 7,739 |
| 5. Plantations ... | | 100 | | 2. Main Canals and Branches ... | 2,00,144 | 395 | 2,00,539 |
| 6. Other canal produce ... | 10,941 | 610 | 11,651 | 3. Distributaries ... | 48,848 | ... | 48,848 |
| 9. Rents of buildings .. | 10,415 | 15 | 10,430 | Total ... | 2,56,731 | 395 | 2,57,126 |
| 10. Fines ... | 22,737 | 1,016 | 23,753 | II.—MAINTENANCE AND REPAIRS. | | | |
| 11. Miscellaneous receipts ... | 27,937 | 4,465 | 32,402 | 1. Head Works ... | 43,743 | ... | 43,743 |
| Total ... | 24,25,869 | 1,16,237 | 25,42,106 | 2. Main Canals and Branches ... | 27,01,916 | 1,26,178 | 28,28,094 |
| II.—INDIRECT RECEIPTS. | | | | 3. Distributaries ... | 41,270 | ... | 41,270 |
| Irrigation share of Land Revenue collected in the Civil Department. | 81,61,607 | 4,53,868 | 86,15,475 | Total ... | 27,86,929 | 1,26,178 | 29,13,107 |
| Four per cent. on $\frac{9}{10}$ ths of the proceeds from sales of occupancy rights per Government of India Nos. 53 and 58-A. I., dated respectively, 20th June and 1st August 1889, communicated in Government Resolution No. 1209, dated 10th July, and No. 1913, dated 7th November 1889 ... | 52,358 | 2,294 | 54,652 | III.—COMPENSATION ... | 279 | ... | 279 |
| Total ... | 82,13,965 | 4,56,162 | 86,70,127 | IV.—ESTABLISHMENT. | | | |
| Total, Receipts ... | 1,06,39,834 | 5,72,399 | 1,12,12,233 | 1 & 2. Direction and Accounts ... | 6,81,206 | 46,023 | 7,27,229 |
| | | | | 3. Executive ... | | | |
| | | | | Total ... | 6,81,206 | 46,023 | 7,27,229 |
| | | | | V.—TOOLS AND PLANT ... | 30,720 | 2,613 | 33,333 |
| | | | | VI.—REFUNDS OF REVENUE | 7,245 | ... | 7,245 |
| | | | | Suspense Account ... | ... | ... | ... |
| | | | | Total ... | 37,63,110 | 1,75,209 | 39,38,319 |
| | | | | Share of Collection Charges in the Civil Department ... | 5,72,521 | 27,448 | 5,99,969 |
| | | | | Total, Direct Charges ... | 43,55,631 | 2,02,657 | 45,58,288 |
| | | | | Indirect Charges debitable to Revenue Account as per Account No. 5 ... | 1,04,519 | 7,709 | 1,12,228 |
| | | | | Total, Charges ... | 44,40,150 | 2,03,366 | 46,50,516 |
| | | | | Balance Net Revenue ... | 61,99,684 | 3,62,033 | 65,61,717 |
| | | | | Grand Total ... | 1,06,39,834 | 5,72,399 | 1,12,12,233 |

Note.—Loss to the canal on account of difference between assessment of water-rates on Jâghir lands and also on lands in Khilat Territory and assessment at the ordinary rates in force for Government lands noted here per Government of India Letter No. 233-L, dated 14th June 1883, communicated under Government Resolution No. 400, dated 11th August 1883.

Rs.
To end of 1921-1922 22,93,437
Loss for 1922-1923 ... 104,685

Total ... 23,98,122

IRRIGATION BRANCH.

BOMBAY PRESIDENCY.

PUBLIC WORKS DEPARTMENT.

ADMINISTRATIVE ACCOUNTS FOR THE YEAR 1922-1923.

IRRIGATION WORKS.

DESERT CANAL.

CANAL PROJECT.

No. 4.—Interest Account for, and to end of, 1922-1923.

| | Amount. | | Amount. |
|---|-----------|--|-----------|
| | Rs. | | Rs. |
| Total Interest charges to end of 1921-1922 ... | 30,30,175 | Net Revenue realized to end of 1921-1922 ... | 61,99,684 |
| Interest charges for the year 1922-1923 ... | 88,641 | Do. during 1922-1923 ... | 3,62,033 |
| On Rs. 26,40,891 outlay to end of the year 1916-17 at the average rate 3.3252 per cent. Rs. 87,815. | | | 65,61,717 |
| On subsequent outlay Rs. 15,088 (from 1917-18 to 1921-22 and half of 1922-23) Rs. 826. | | Balance net Interest charges ... | 34,42,901 |
| Total ... | 31,18,816 | Total ... | 31,18,816 |

No. 5.—Account of Indirect Charges for, and to end of, 1922-1923.

| Particulars. | Previous. | 1922-1923. | Total. |
|--|-----------|------------|----------|
| | Rs. | Rs. | Rs. |
| CAPITAL— | | | |
| 1. Capitalized abatement of Land Revenue ... | 2,284 | ... | 2,284 |
| 2. Leave and Pension Allowances ... | 77,731 | 28 | 77,759 |
| 3. Audit and Accounts Establishment ... | ... | 11 | 11 |
| Total ... | 80,015 | 39 | 80,054 |
| REVENUE— | | | |
| 1. Capitalized abatement of Land Revenue ... | 5,778 | ... | 5,778 |
| 2. Leave and Pension Allowances ... | 97,405 | 6,443 | 1,03,848 |
| 3. Audit and Accounts ... | 1,386 | 1,266 | 2,652 |
| Total ... | 1,04,519 | 7,709 | 1,12,228 |

IRRIGATION BRANCH.

BOMBAY PRESIDENCY.

PUBLIC WORKS DEPARTMENT.

ADMINISTRATIVE ACCOUNTS FOR THE YEAR 1922-1923.

IRRIGATION WORKS.

DESERT CANAL.

CANAL PROJECT.

No. 6.—Statement comparing Charges to date with sanctioned Estimates.

| Particulars. | CHARGES AGAINST CLOSED SANCTIONS. | | | CURRENT SANCTIONS. | | | Total charges to date against old and current sanctions. | REMARKS. | |
|---|--|---|-----------|--------------------|--------------------------------|------------------------------|--|---|--|
| | Expenditure against construction Estimate. | Expenditure against open Capital sanctions. | Total. | Charges to date. | Amount of sanctioned Estimate. | Unspent balance of Estimate. | | | |
| | Rs. | Rs. | Rs. | Rs. | Rs. | Rs. | Rs. | | |
| DIRECT CHARGES. | | | | | | | | | |
| Works ... | 9,86,127 | 11,58,007 | 21,44,134 | 1,098 | 1,266 | 168 | 21,45,232 | Government Resolution (Public Works Department), No. 8142, dated 15th January 1923, Rs 1,608. | |
| Establishment ... | 2,20,523 | 2,65,260 | 4,85,773 | 199 | 272 | 73 | 4,85,972 | | |
| Tools and Plant ... | 14,280 | 11,151 | 25,431 | 23 | 19 | -4 | 25,454 | | |
| Suspense Accounts ... | ... | ... | ... | ... | ... | ... | ... | | |
| Total ... | 12,20,930 | 14,34,408 | 26,55,338 | 1,320 | 1,557 | 237 | 26,56,658 | | |
| Less—Receipts on Capital Account ... | 37 | ... | 37 | ... | ... | ... | 37 | | |
| Net Total ... | 12,20,893 | 14,34,408 | 26,55,301 | 1,320 | 1,557 | 237 | 26,56,621 | | |
| INDIRECT CHARGES. | | | | | | | | | |
| Capitalized abatement of Land Revenue ... | ... | 2,284 | 2,284 | ... | ... | ... | 2,284 | | |
| Leave and Pension Allowances ... | 40,598 | 37,133 | 77,731 | 28 | 38 | 10 | 77,759 | | |
| Audit and Accounts Establishment ... | ... | ... | ... | 11 | 13 | 2 | 11 | | |
| Total ... | 40,598 | 39,417 | 80,015 | 39 | 51 | 12 | 80,054 | | |
| Grand Total ... | 12,61,491 | 14,73,825 | 27,35,316 | 1,359 | 1,608 | 249 | 27,36,675 | | |

IRRIGATION BRANCH.

BOMBAY PRESIDENCY.

PUBLIC WORKS DEPARTMENT.

ADMINISTRATIVE ACCOUNTS FOR THE YEAR 1922-1923.

UNHARWAH CANAL.

CANAL PROJECT.

No. 2.—Capital Account for, and to end of, 1922-1923.

| Heads of Account. | DIRECT CHARGES. | | | Cost of construction as now estimated (Construction estimate closed on 31st March 1891.) | Expenditure against close estimates. |
|---|-----------------|----------|----------|--|--------------------------------------|
| | Previous. | 1922-23. | Total. | | |
| | Rs. | Rs. | Rs. | Rs. | Rs. |
| I.—WORKS. | | | | | |
| (1) Head Works. | | | | | |
| C. Works | 56,970 | ... | 56,970 | 56,970 | 56,970 |
| Total, Head Works | 56,970 | ... | 56,970 | 56,970 | 56,970 |
| (2) Main Canals and Branches. | | | | | |
| A. Preliminary Expenses | 817 | ... | 817 | 817 | 817 |
| B. Land | 144 | ... | 144 | 144 | 144 |
| D. Regulators | 1,03,194 | ... | 1,03,194 | 1,03,194 | 1,03,194 |
| G. Bridges | 18,314 | ... | 18,314 | 18,314 | 18,314 |
| K. Buildings | 20,660 | ... | 20,660 | 20,660 | 20,660 |
| L. Earth-work | 3,58,463 | ... | 3,58,463 | 3,58,463 | 3,58,463 |
| M. Plantations | 1,179 | ... | 1,179 | 1,179 | 1,179 |
| Total, Main Canals and Branches | 5,02,771 | ... | 5,02,771 | 5,02,771 | 5,02,771 |
| (3) Distributaries. | | | | | |
| C. Works | 38,405 | 2,332 | 40,737 | 40,737 | 40,737 |
| L. Earth-work | 28,987 | ... | 28,987 | 28,987 | 28,987 |
| O. Miscellaneous | 4,089 | ... | 4,089 | 4,089 | 4,089 |
| Total, Distributaries | 71,481 | 2,332 | 73,813 | 73,813 | 73,813 |
| Total, I.—Works | 6,31,222 | 2,332 | 6,33,554 | 6,33,554 | 6,33,554 |
| II.—ESTABLISHMENT. | | | | | |
| 1 & 2. Direction and Accounts | 1,34,479 | 424 | 1,34,903 | 1,34,903 | 1,34,903 |
| 3. Executive | | | | | |
| Total, Establishment | 1,34,479 | 424 | 1,34,903 | 1,34,903 | 1,34,903 |
| III.—TOOLS AND PLANT. | | | | | |
| | 2,349 | 48 | 2,397 | 2,397 | 2,397 |
| Grand Total | 7,68,050 | 2,804 | 7,70,854 | 7,70,854 | 7,70,854 |
| V.—Less—Receipts on Capital Account | ... | ... | ... | ... | ... |
| Net Outlay | 7,68,050 | 2,804 | 7,70,854 | 7,70,854 | 7,70,854 |
| Apportionment. | | | | | |
| Chargeable to 49.—Irrigation | 7,63,579 | ... | 7,63,579 | 7,63,579 | 7,63,579 |
| Chargeable to 43.—Minor Works and Navigation | 4,471 | ... | 4,471 | 4,471 | 4,471 |
| Chargeable to 55.—Construction of Irrigation Works—Provincial | ... | 2,804 | 2,804 | 2,804 | 2,804 |
| Total | 7,68,050 | 2,804 | 7,70,854 | 7,70,854 | 7,70,854 |

IRRIGATION BRANCH

BOMBAY PRESIDENCY.

PUBLIC WORKS DEPARTMENT.
ADMINISTRATIVE ACCOUNTS FOR THE YEAR 1922-1923.UNHARWA'H CANAL.
CANAL PROJECT.

No. 3.—Revenue Account for, and to end of, 1922-1923.

| Receipts. | Total. | | | Charges. | Total. | | |
|--|-----------|------------|-----------|--|-----------|------------|-----------|
| | Previous. | 1922-1923. | Total. | | Previous. | 1922-1923. | Total. |
| I.—DIRECT RECEIPTS. | Rs. | Rs. | Rs. | I.—EXTENSIONS AND IMPROVEMENTS. | Rs. | Rs. | Rs. |
| 1. Water-rates from Irrigation ... | 5,877 | 261 | 6,138 | 1. Head Works ... | 79,300 | ... | 79,300 |
| 4. Water-supply of towns ... | 41 | ... | 41 | 2. Main Canals and Branches ... | 61,670 | ... | 61,670 |
| 5. Plantations ... | 3,850 | 51 | 3,901 | 3. Distributaries ... | 7,467 | ... | 7,467 |
| 6. Other canal produce. | ... | 63 | 63 | Total ... | 1,48,437 | ... | 1,48,437 |
| 9. Rents of buildings. | 103 | ... | 103 | II.—MAINTENANCE AND REPAIRS. | | | |
| 10. Fines ... | 11,354 | 1,219 | 12,573 | 1. Head Works ... | 387 | ... | 387 |
| 11. Miscellaneous receipts ... | 7,492 | 400 | 7,892 | 2. Main Canals and Branches ... | 8,82,528 | 48,610 | 9,31,138 |
| Total ... | 28,717 | 1,994 | 30,711 | 3. Distributaries ... | 11,390 | ... | 11,390 |
| II.—INDIRECT RECEIPTS. | | | | Total ... | 8,94,305 | 48,610 | 9,42,915 |
| Irrigation share of Land Revenue collected in the Civil Department | 47,57,591 | 2,49,330 | 50,06,921 | IV.—ESTABLISHMENT. | | | |
| Four per cent. on $\frac{9}{10}$ ths of the proceeds from sales of occupancy rights per Government of India Nos. 53 and 58-A.I., dated respectively, 20th June and 1st August 1889, communicated in Government Resolution No. 1209, dated 10th July, and No. 1913, dated 7th November 1889 ... | 80,846 | 3,114 | 83,960 | 1 & 2. Direction and Accounts ... | 2,01,258 | 17,675 | 2,18,933 |
| Total ... | 49,38,437 | 2,52,444 | 50,90,881 | 3. Executive ... | ... | ... | ... |
| Total Receipts ... | 48,67,154 | 2,54,438 | 51,21,592 | Total ... | 2,01,258 | 17,675 | 2,18,933 |
| <i>Note.</i> —Loss to the canal on account of difference between assessment of water-rates on Jaghir lands and assessment at the ordinary rates in force for Government lands noted here per Government of India Letter No. 233-L, dated 14th June 1893, communicated under Government Resolution No. 400, dated 11th August 1893. | | | | V.—TOOLS AND PLANT ... | 8,919 | 1,004 | 9,923 |
| To end of 1921-1922 ... | 22,121 | | | Total ... | 12,52,919 | 67,289 | 13,20,208 |
| Loss for 1922-1923 ... | 859 | | | Share of Collection Charges in the Civil Department ... | 3,06,957 | 15,049 | 3,22,006 |
| Total ... | 22,980 | | | Total Direct Charges ... | 15,59,876 | 82,338 | 16,42,214 |
| Grand Total ... | 48,67,154 | 2,54,438 | 51,21,592 | Indirect Charges debitable to Revenue Account as per Account No. 5 ... | 31,008 | 2,961 | 33,969 |
| | | | | Total Charges ... | 15,90,884 | 85,299 | 16,76,183 |
| | | | | Balance Net Revenue ... | 32,76,270 | 1,69,139 | 34,45,409 |
| | | | | Grand Total ... | 48,67,154 | 2,54,438 | 51,21,592 |

N.B.—Construction Estimate closed on 31st March 1891—vide Government Resolution, No. 1253, dated 28th July 1891. Completion Report approved in Government Resolution, No. 590, dated 6th April 1892.

IRRIGATION BRANCH.

BOMBAY PRESIDENCY.

PUBLIC WORKS DEPARTMENT.

ADMINISTRATIVE ACCOUNTS FOR THE YEAR 1922-1923.

IRRIGATION WORKS.

UNHARWAH CANAL.

CANAL PROJECT.

No. 4.—Interest Account for, and to end of, 1922-1923.

| | Amount. | | Amount. |
|---|----------|---|------------|
| | Rs. | | Rs. |
| Total Interest charges to end of 1921-1922 ... | 8,09,096 | Net Revenue realized to end of 1921-1922... | 32,76,270 |
| Interest charges for the year 1922-1923 ... | 25,616 | Do. during 1922-1923 ... | 1,69,140 |
| On Rs. 7,68,050 outlay to end of the year 1916-17 at the average rate 3·3252 per cent. Rs. 25,539 | | | 34,45,410 |
| Subsequent outlay Rs. 1,402 (half of 1922-23) at the average rate 5·48 per cent. Rs. 77. | | Balance net Interest Charges | —26,10,698 |
| Total ... | 8,34,712 | Total ... | 8,34,712 |

No. 5.—Account of Indirect Charges for, and to end of, 1922-1923.

| Particulars. | Previous. | 1922-1923. | Total. |
|---|-----------|------------|--------|
| | Rs. | Rs. | Rs. |
| CAPITAL— | | | |
| 1. Capitalized abatement of Land Revenue | 1,953 | | 1,953 |
| 2. Leave and Pension Allowances | 18,827 | 59 | 18,886 |
| 3. Audit and Accounts Establishment | | 23 | 23 |
| Total ... | 20,780 | 82 | 20,862 |
| REVENUE— | | | |
| 1. Capitalized abatement of Land Revenue | 3,483 | | 3,483 |
| 2. Leave and Pension Allowances | 26,925 | 2,475 | 29,400 |
| 3. Audit and Accounts | 600 | 486 | 1,086 |
| Total ... | 31,008 | 2,961 | 33,969 |

IRRIGATION BRANCH.

BOMBAY PRESIDENCY.

PUBLIC WORKS DEPARTMENT.

ADMINISTRATIVE ACCOUNTS FOR THE YEAR 1922-1923.

IRRIGATION WORKS.

UNHARWAH CANAL.

CANAL PROJECT.

No. 6.—Statement comparing Charges to date with sanctioned Estimates.

| Particulars. | CHARGES AGAINST CLOSED SANCTIONS. | | | CURRENT SANCTIONS. | | | Total charges to date against old and current sanctions. | REMARKS. |
|---|--|---|----------|--------------------|--------------------------------|------------------------------|--|--|
| | Expenditure against construction Estimate. | Expenditure against open Capital sanctions. | Total. | Charges to date. | Amount of sanctioned Estimate. | Unspent balance of Estimate. | | |
| | Rs. | Rs. | Rs. | Rs. | Rs. | Rs. | Rs. | |
| DIRECT CHARGES. | | | | | | | | |
| Works ... | 2,79,267 | 3,54,287 | 6,33,554 | ... | ... | ... | 6,33,554 | Estimate for Rs. 3,215 (both direct and indirect) sanctioned in Government Resolution (Public Works Department), No. 3142, dated 15th January 1923, was closed during the year 1922-23 and the expenditure against it has been included under open Capital sanctions closed. |
| Establishment ... | 52,087 | 82,816 | 1,34,903 | ... | ... | ... | 1,34,903 | |
| Tools and Plant ... | 481 | 1,916 | 2,397 | ... | ... | ... | 2,397 | |
| Total ... | 3,31,835 | 4,39,019 | 7,70,854 | ... | ... | ... | 7,70,854 | |
| Less—Receipts on Capital Account ... | | | | | | | | |
| Net Total ... | 3,31,835 | 4,39,019 | 7,70,854 | ... | ... | ... | 7,70,854 | |
| INDIRECT CHARGES. | | | | | | | | |
| Capitalized abatement of Land Revenue ... | ... | 1,953 | 1,953 | ... | ... | ... | 1,953 | |
| Leave and Pension Allowances ... | 7,293 | 11,593 | 18,886 | ... | ... | ... | 18,886 | |
| Audit and Accounts Establishment ... | ... | 23 | 23 | ... | ... | ... | 23 | |
| Total ... | 7,293 | 13,569 | 20,862 | ... | ... | ... | 20,862 | |
| Grand Total ... | 3,39,128 | 4,52,588 | 7,91,716 | ... | ... | ... | 7,91,716 | |

IRRIGATION BRANCH.

BOMBAY PRESIDENCY.

PUBLIC WORKS DEPARTMENT.

ADMINISTRATIVE ACCOUNTS FOR THE YEAR 1922-1923.

BEGA'RI CANAL.

CANAL PROJECT.

No. 2.—Capital Account for, and to end of, 1922-1923.

| Heads of Account. | DIRECT CHARGES. | | | Cost of construction as now estimated (Construction estimate closed on 31st March 1891). | Expenditure against closed estimates. |
|--|-----------------|------------|-----------|--|---------------------------------------|
| | Previous. | 1922-1923. | Total. | | |
| | Rs. | Rs. | Rs. | Rs. | Rs. |
| I.—WORKS. | | | | | |
| (2)—Main Canals and Branches. | | | | | |
| B. Land | 24,888 | ... | 24,888 | 24,888 | 24,888 |
| D. Regulators | 3,57,038 | ... | 3,57,038 | 3,57,038 | 3,75,038 |
| G. Bridges | 70,650 | ... | 70,650 | 70,650 | 70,650 |
| H. Escapes | 7,092 | ... | 7,092 | 7,092 | 7,092 |
| I. Navigation Works | 2,065 | ... | 2,065 | 2,065 | 2,065 |
| K. Buildings | 35,779 | ... | 35,779 | 35,779 | 35,779 |
| L. Earth-work | 10,59,759 | ... | 10,59,759 | 10,59,759 | 10,59,759 |
| M. Plantations | 11,455 | ... | 11,455 | 11,455 | 11,455 |
| O. Miscellaneous | 4,543 | ... | 4,543 | 4,543 | 4,543 |
| Total, Main Canals and Branches ... | 15,73,269 | ... | 15,73,269 | 15,73,269 | 15,73,269 |
| (3)—Distributaries. | | | | | |
| A. Preliminary Expenses | 9,039 | ... | 9,039 | 9,039 | 9,039 |
| B. Land | 73,020 | ... | 73,020 | 73,020 | 73,020 |
| C. Works | 2,16,060 | 1,099 | 2,17,159 | 2,17,159 | 2,17,159 |
| L. Earth-work | 1,91,510 | ... | 1,91,510 | 1,91,510 | 1,91,510 |
| Recoveries from colonists | —37,476 | —2,114 | —39,590 | —39,590 | —39,590 |
| Total, Distributaries | 4,52,153 | —1,015 | 4,51,138 | 4,51,138 | 4,51,138 |
| Total, I—Works | 20,25,422 | —1,015 | 20,24,407 | 20,24,407 | 20,24,407 |
| II.—ESTABLISHMENT. | | | | | |
| 1 & 2. Direction and Accounts | 3,57,443 | —184 | 3,57,259 | 3,57,259 | 3,57,259 |
| 3. Executive | | | | | |
| Total, Establishment | 3,57,443 | —184 | 3,57,259 | 3,57,259 | 3,57,259 |
| III.—TOOLS AND PLANT | | | | | |
| | 5,247 | —21 | 5,226 | 5,226 | 5,226 |
| IV.—Suspense Accounts, | | | | | |
| | | ... | | | |
| Grand Total | 23,88,112 | —1,220 | 23,86,892 | 23,86,892 | 23,86,892 |
| V.—Less—Receipts on Capital Account | 19 | ... | 19 | 19 | 19 |
| Net Outlay | 23,88,093 | —1,220 | 23,86,873 | 23,86,873 | 23,86,873 |
| APPORTIONMENT. | | | | | |
| Chargeable to 49—Irrigation | 23,94,877 | ... | 23,94,877 | 23,94,877 | 23,94,877 |
| Chargeable to 55— | —6,784 | —1,220 | —8,004 | —8,004 | —8,004 |
| Construction of } Provincial Irrigation Works. | | | | | |
| Total | 23,88,093 | —1,220 | 23,86,873 | 23,86,873 | 23,86,873 |

IRRIGATION BRANCH

BOMBAY PRESIDENCY.

PUBLIC WORKS DEPARTMENT.

ADMINISTRATIVE ACCOUNTS FOR THE YEAR 1922-1923.

BEGA'RI CANAL.

CANAL PROJECT.

No. 3.—Revenue Account for, and to end of, 1922-1923.

| Receipts. | TOTAL. | | | Charges. | TOTAL. | | |
|---|--------------------|-----------------|--------------------|--|--------------------|-----------------|--------------------|
| | Previous. | 1922-1923. | Total. | | Previous. | 1922-1923. | Total. |
| I.—DIRECT RECEIPTS. | Rs. | Rs. | Rs. | I.—EXTENSIONS AND IMPROVEMENTS. | Rs. | Rs. | Rs. |
| 1. Water-rates from Irrigation ... | 13,92,321 | 32,600 | 14,24,921 | 1. Head Works ... | 1,255 | ... | 1,255 |
| 3. Sales of Water ... | 981 | 5 | 986 | 2. Main Canals and Branches... .. | 5,25,637 | 4,155 | 5,29,792 |
| 4. Water-supply of Towns. | 1,295 | 148 | 1,443 | 3. Distributaries ... | 34,073 | ... | 34,073 |
| 5. Plantations ... | 17,906 | 29 | 18,945 | Total ... | 5,60,965 | 4,155 | 5,65,120 |
| 6. Other Canal Produce. | | | | 1,010 | 339 | | |
| 9. Rents of Buildings. | 322 | 17 | 339 | II.—MAINTENANCE AND REPAIRS. | | | |
| 10. Fines ... | 24,743 | 2,577 | 27,320 | 1. Head Works ... | 36,45,438 | ... | 36,45,438 |
| 11. Miscellaneous Receipts ... | 43,730 | 2,554 | 46,284 | 2. Main Canals and Branches... .. | 29,739 | 2,43,615 | 2,73,354 |
| 12. Deduct Refunds ... | 52 | 147 | 199 | 4. Drainage and Protective Works ... | 17,343 | ... | 17,343 |
| Total ... | 14,81,246 | 38,793 | 15,20,039 | Total ... | 36,92,520 | 2,43,615 | 39,36,135 |
| II.—INDIRECT RECEIPTS. | | | | IV.—ESTABLISHMENT. | | | |
| Irrigation share of Land Revenue collected in the Civil Department. | 1,70,55,791 | 7,60,830 | 1,78,16,621 | 1 & 2. Direction and Accounts ... | 10,73,192 | 92,037 | 11,65,229 |
| 4 per cent. on $\frac{9}{10}$ ths of the proceeds from sales of occupancy rights per Government of India Nos. 53 & 58-A.I., dated respectively 20th June and 1st August 1889, communicated in Government Resolution No. 1209, dated 10th July, and No. 1913, dated 7th November 1889 ... | 2,42,929 | 10,185 | 2,53,114 | 3. Executive | | | |
| Total ... | 1,72,98,720 | 7,71,015 | 1,80,69,735 | Total ... | 10,73,192 | 92,037 | 11,65,229 |
| Total, Receipts ... | 1,87,79,966 | 8,09,808 | 1,95,89,774 | V.—TOOLS AND PLANT ... | 45,164 | 5,741 | 50,905 |
| <i>Note.—Loss to the canal on account of difference between assessment of water-rates on Jaghir lands and also on lands in Khilat Territory and assessment at the ordinary rates in force for Government lands noted here per Government of India Letter No. 233-I, dated 14th June 1883, communicated under Government Resolution No. 400, dated 11th August 1883.</i> | | | | VI.—REFUNDS OF REVENUE | 1,751 | ... | 1,751 |
| To end of 1921-1922. 23,91,303 | | | | Suspense Account ... | —2 | ... | —2 |
| Loss for 1922-1923 ... 70,126 | | | | Deduct recoveries on Revenue Account ... | —42 | 515 | 557 |
| Total ...24,61,429 | | | | Total ... | 53,73,548 | 3,45,033 | 57,18,581 |
| Grand Total ... | 1,87,79,966 | 8,09,808 | 1,95,89,774 | Share of Collection Charges in the Civil Department | 12,54,014 | 46,172 | 13,00,186 |
| | | | | Total Direct Charges ... | 66,27,562 | 3,91,205 | 70,18,767 |
| | | | | Indirect Charges debitable to Revenue Account as per Account No. 5... .. | 1,68,650 | 15,469 | 1,84,119 |
| | | | | Total Charges ... | 67,96,212 | 4,06,674 | 72,02,886 |
| | | | | Balance Net Revenue ... | 1,19,83,754 | 4,03,13 | 1,23,86,869 |
| | | | | Grand Total ... | 1,87,79,966 | 8,09,808 | 1,95,89,774 |

N. B.—Construction Estimate closed on 31st March 1891—vide Government Resolution No. 1253, dated 23th July 1891. Completion Report approved in Government Resolution No. 753, dated 11th May 1892.

IRRIGATION BRANCH.

BOMBAY PRESIDENCY.

PUBLIC WORKS DEPARTMENT.

ADMINISTRATIVE ACCOUNTS FOR THE YEAR 1922-1923.

BEGA'RI CANAL.

CANAL PROJECT.

No. 4.—Interest Account for, and to end of, 1922-1923.

| | Amount. | | | Amount. |
|--|------------------|--|---|------------------|
| | Rs. | | | Rs. |
| Total Interest charges to end of 1921-22. | 33,44,147 | | Net Revenue realized to end of 1921-22. | 1,19,83,754 |
| Interest charges for the year 1922-1923. | 79,714 | | Do, during 1922-1923. | 4,03,134 |
| On Rs. 23,72,384 outlay to end of the year 1916-17 at the average rate— | | | | |
| Rs. 3.3252 per cent. ... | 78,887 | | | |
| On subsequent outlay | | | | |
| Rs. 15,099 (1917-18 to 1921-22 and half of 1922-23) at the average rate 5.48 per cent. ... | 827 | | Balance net interest charges ... | 1,23,86,888 |
| | | | | —89,63,027 |
| Total ... | 34,23,861 | | Total ... | 34,23,861 |

No. 5.—Account of Indirect Charges for, and to end of, 1922-1923.

| Particulars. | Previous. | 1922-1923. | Total. |
|--|-----------------|---------------|-----------------|
| CAPITAL— | Rs. | Rs. | Rs. |
| 1. Capitalized abatement of Land Revenue ... | 17,931 | | 17,931 |
| 2. Leave and Pension Allowances ... | 61,081 | — 26 | 61,055 |
| 3. Audit and Accounts Establishment ... | —57 | —10 | —67 |
| Total ... | 78,955 | —36 | 78,919 |
| REVENUE— | | | |
| 1. Capitalized abatement of Land Revenue ... | 4,340 | 106 | 4,446 |
| 2. Leave and Pension Allowances ... | 1,61,427 | 12,885 | 1,74,312 |
| 3. Audit and Accounts Establishment ... | 2,883 | 2,478 | 5,361 |
| Total ... | 1,68,650 | 15,469 | 1,84,119 |

No. 6.—Statement comparing Charges to date with sanctioned Estimates.

| Particulars. | CHARGES AGAINST CLOSED SANCTIONS. | | | CURRENT SANCTIONS. | | | Total charges to date against old and current sanctions. | REMARKS. |
|---|--|---|------------------|--------------------|--------------------------------|------------------------------|--|--|
| | Expenditure against construction Estimate. | Expenditure against open Capital sanctions. | Total. | Charges to date. | Amount of sanctioned Estimate. | Unspent balance of Estimate. | | |
| DIRECT CHARGES. | Rs. | Rs. | Rs. | Rs. | Rs. | Rs. | Rs. | |
| Works ... | 13,91,068 | 6,33,399 | 20,24,407 | ... | ... | ... | 20,24,407 | Estimate for Rs. 1,608 (both direct and indirect) sanctioned in Government Resolution (Public Works Department) No. 3142 dated 15th January 1923 was closed during 1922-23 and the expenditure against it was shown under open Capital sanctions closed. |
| Establishment ... | 2,29,894 | 1,27,365 | 3,57,259 | ... | ... | ... | 3,57,259 | |
| Tools and Plant ... | 4,666 | 560 | 5,226 | ... | ... | ... | 5,226 | |
| Total ... | 16,25,628 | 7,61,264 | 23,86,892 | ... | ... | ... | 23,86,892 | |
| Less—Receipts on Capital Account ... | 19 | ... | 19 | ... | ... | ... | 19 | |
| Net Total ... | 16,25,609 | 7,61,264 | 23,86,873 | .. | ... | ... | 23,86,873 | |
| INDIRECT CHARGES. | | | | | | | | |
| Capitalized abatement of Land Revenue ... | 4,246 | 13,685 | 17,931 | ... | ... | ... | 17,931 | |
| Leave and Pension Allowances ... | 43,224 | 17,831 | 61,055 | ... | ... | ... | 61,055 | |
| Audit and Accounts Establishment ... | ... | —67 | —67 | ... | ... | ... | —67 | |
| Total ... | 47,470 | 31,449 | 78,919 | ... | ... | ... | 78,919 | |
| Grand Total ... | 16,73,079 | 7,92,713 | 24,65,792 | ... | ... | ... | 24,65,792 | |

PUBLIC WORKS DEPARTMENT.

ADMINISTRATIVE ACCOUNTS FOR THE YEAR 1922-1923.

EASTERN NARA WORKS.

CANAL PROJECT.

No. 2.—Capital Account for, and to end of, 1922-1923.

| Heads of Account. | DIRECT CHARGES. | | | Cost of construction as now estimated (Construction estimate closed on 31st March 1898). | Expenditure against closed estimates. |
|---|-----------------|------------|-----------|--|---------------------------------------|
| | Previous. | 1922-1923. | Total. | | |
| I.—WORKS. | | | | | |
| (1) Head Works. | | | | | |
| B. Land | 1,638 | ... | 1,638 | 1,638 | 1,638 |
| C. Works | 12,33,300 | ... | 12,33,300 | 12,33,300 | 12,33,300 |
| K. Buildings | 1,862 | ... | 1,862 | 1,862 | 1,862 |
| Total, Head Works | 12,36,800 | ... | 12,36,800 | 12,36,800 | 12,36,800 |
| (2) Main Canals and Branches. | | | | | |
| A. Preliminary Expenses | 4,459 | 1,812 | 6,271 | 7,312 | 2,551 |
| B. Land | ... | ... | ... | 5,000 | ... |
| C. Works | ... | 2,786 | 2,786 | 21,616 | ... |
| D. Regulators | 2,69,497 | 38,654 | 3,08,151 | 3,01,610 | 2,57,668 |
| G. Bridges | 1,62,747 | 1,636 | 1,64,383 | 1,74,188 | 1,61,703 |
| H. Escapes | 45,632 | ... | 45,632 | 45,632 | 45,632 |
| K. Buildings | 93,089 | 22,270 | 1,15,359 | 1,47,160 | 1,11,730 |
| L. Earth-work | 8,24,441 | 1,09,162 | 9,33,603 | 15,84,378 | 7,66,537 |
| M. Plantations | 16,742 | ... | 16,742 | 17,928 | 16,742 |
| N. Tanks and Reservoirs | 1,441 | ... | 1,441 | 1,441 | 1,441 |
| O. Miscellaneous | 32,121 | 3,034 | 35,155 | 43,493 | 32,121 |
| P. Maintenance | ... | ... | ... | 20,002 | ... |
| Total, Main Canals and Branches | 14,50,169 | 1,79,354 | 16,29,523 | 23,19,760 | 13,96,128 |
| (3) Distributaries. | | | | | |
| A. Preliminary Expenses | 7,620 | 7,141 | 14,761 | 9,273 | 3,910 |
| B. Land | 13,973 | 3,358 | 17,331 | 9,750 | 2,650 |
| C. Works | 3,33,672 | 7,229 | 3,40,901 | 3,31,221 | 2,66,490 |
| L. Earth-work | 2,68,509 | 7,548 | 2,76,057 | 2,79,938 | 1,12,073 |
| M. Plantations | 29 | ... | 29 | ... | ... |
| O. Miscellaneous | 58,455 | 989 | 59,444 | 63,047 | 29,879 |
| P. Maintenance | 548 | ... | 548 | 16,786 | ... |
| Total, Distributaries | 6,82,806 | 26,265 | 7,09,071 | 7,10,015 | 4,15,001 |
| (4) Drainage and Protective Works. | | | | | |
| A. Preliminary Expenses | 65,327 | ... | 65,327 | 65,327 | 65,327 |
| B. Land | 2,832 | ... | 2,832 | 2,832 | 2,832 |
| C. Works | 2,38,182 | ... | 2,38,182 | 2,38,182 | 2,38,182 |
| L. Earth-work | 20,29,845 | ... | 20,29,845 | 20,29,845 | 20,29,845 |
| O. Miscellaneous | 425 | ... | 425 | 425 | 425 |
| Total, Drainage and Protective Works | 23,36,611 | ... | 23,36,611 | 23,36,611 | 23,36,611 |
| 6. Special Tools and Plants | ... | 2,84,979 | 2,84,979 | 5,35,589 | ... |
| Total, I.—Works | 57,06,386 | 4,90,598 | 61,96,984 | 71,38,775 | 53,84,540 |
| II.—ESTABLISHMENT. | | | | | |
| 1 & 2. Direction and Accounts | 14,53,192 | 1,08,428 | 15,61,620 | 17,31,593 | 13,45,004 |
| 3. Executive | | | | | |
| 5. Special Survey | | | | | |
| Total, II.—Establishment | 14,58,074 | 1,08,428 | 15,66,502 | 17,31,593 | 13,49,886 |
| III.—TOOLS AND PLANT | | | | | |
| | 75,473 | 9,582 | 85,055 | 98,572 | 72,153 |
| Grand Total | 72,39,933 | 6,08,608 | 78,48,541 | 89,68,940 | 68,06,579 |
| V.—Less—Receipts on Capital Account | 176 | ... | 176 | 176 | 176 |
| Net Outlay | 72,39,757 | 6,08,608 | 78,48,365 | 89,68,764 | 68,06,403 |
| APPORTIONMENT. | | | | | |
| Chargeable to 49.—Irrigation | 47,15,370 | ... | 47,15,370 | 89,68,764 | 68,06,403 |
| Chargeable to 43.—Minor Works and Navigation | 23,89,790 | ... | 23,89,790 | | |
| Chargeable to 55.—Construction of Irrigation Works—Provincial | 1,34,597 | 6,08,608 | 7,43,205 | | |
| Total | 72,39,757 | 6,08,608 | 78,48,365 | 89,68,764 | 68,06,403 |

IRRIGATION BRANCH.

BOMBAY PRESIDENCY.

PUBLIC WORKS DEPARTMENT.
ADMINISTRATIVE ACCOUNTS FOR THE YEAR 1922-1923.
EASTERN NABA WORKS.

CANAL PROJECT.

No. 3.—Revenue Account for, and to end of, 1922-1923.

| Receipts. | Total. | | | Charges. | Total. | | |
|---|--------------------|-----------------|--------------------|--|--------------------|-----------------|--------------------|
| | Previous. | 1922-1923. | Total. | | Previous. | 1922-1923. | Total. |
| I.—DIRECT RECEIPTS. | Rs. | Rs. | Rs. | I.—EXTENSIONS AND IMPROVEMENTS. | Rs. | Rs. | Rs. |
| 1. Water-rates from Irrigation ... | 4,58,635 | 4,116 | 4,62,751 | 1. Head Works ... | 18,557 | ... | 18,557 |
| 3. Sales of water ... | 19,321 | 4,033 | 23,354 | 2. Main Canals and Branches ... | 3,33,379 | 1,311 | 3,34,690 |
| 5. Plantations ... | ... | 389 | ... | 3. Distributaries ... | 39,187 | ... | 39,187 |
| 6. Other Canal Produce ... | 2,70,699 | 3,709 | 2,74,408 | 4. Drainage and Protective Works ... | 2,46,897 | 2,338 | 2,49,235 |
| 8. Navigation ... | 8,463 | 548 | 9,011 | Total ... | 6,38,020 | 3,649 | 6,41,669 |
| 9. Rents of buildings ... | 761 | 5 | 766 | II.—MAINTENANCE AND REPAIRS. | | | |
| 10. Fines ... | 50,235 | 877 | 51,112 | 1. Head Works ... | 5,29,240 | 21,376 | 5,50,616 |
| 11. Miscellaneous Receipts ... | 6,04,479 | 1,475 | 6,05,954 | 2. Main Canals and Branches ... | 26,22,721 | 1,41,131 | 27,63,852 |
| Deduct—Refunds ... | 922 | 10 | 932 | 3. Distributaries ... | 72,382 | ... | 72,382 |
| Total ... | 14,11,671 | 15,142 | 14,26,813 | Unclassifiable Outlay ... | 5,36,057 | ... | 5,36,057 |
| II.—INDIRECT RECEIPTS. | | | | 4. Drainage and Protective Works ... | 8,97,630 | 17,956 | 9,15,586 |
| Irrigation share of Land Revenue collected in the Civil Department. | 2,26,01,853 | 5,22,138 | 2,31,23,991 | Total ... | 46,58,030 | 1,80,463 | 48,38,493 |
| 4 per cent. on 9/10ths of the proceeds from sales of occupancy rights per Government of India Nos. 58 and 58-A. L., dated respectively 20th June and 1st August 1889, communicated in Government Resolution No. 1209, dated 10th July, and No. 1913, dated 7th November 1889 ... | 61,391 | 5,645 | 67,039 | IV.—ESTABLISHMENT. | | | |
| Total ... | 2,26,63,247 | 5,27,783 | 2,31,91,030 | 1 & 2. Direction and Accounts ... | 21,42,848 | 1,21,961 | 22,64,809 |
| Total, Receipts ... | 2,40,74,918 | 5,42,925 | 2,46,17,843 | Total ... | 21,42,848 | 1,21,961 | 22,64,809 |
| <i>Note.</i> —Loss to the canal on account of difference between assessment of water rates on jaghir lands and assessment at the ordinary rates in force for Government lands noted here per Government of India Letter No. 233-I., dated 14th June 1883, communicated under Government Resolution No. 400, dated 11th August 1883. | | | | V.—TOOLS AND PLANT ... | 59,696 | 3,261 | 62,957 |
| Rs. | | | | VI.—REFUNDS OF REVENUE ... | 8,042 | ... | 8,042 |
| To end of 1921-1922. 6,98,719 | | | | Suspense Account ... | 28 | 10 | 38 |
| Loss for 1922-1923... 21,294 | | | | Deduct—Recoveries on Revenue accounts ... | 1,297 | 242 | 1,539 |
| Total ... 7,20,013 | | | | Total ... | 75,05,367 | 3,09,102 | 78,14,469 |
| Grand Total ... | 2,40,74,918 | 5,42,925 | 2,46,17,843 | Share of Collection Charges in the Civil Department ... | 17,28,819 | 31,629 | 17,60,448 |
| | | | | Total Direct Charges ... | 92,34,186 | 3,40,731 | 95,74,917 |
| | | | | Indirect Charges debitable to Revenue Account as per Account No. 5 ... | 3,29,766 | 18,970 | 3,48,736 |
| | | | | Total, Charges ... | 95,63,952 | 3,59,701 | 99,23,653 |
| | | | | Balance Net Revenue ... | 1,45,10,966 | 1,83,224 | 1,46,94,190 |
| | | | | Grand Total ... | 2,40,74,918 | 5,42,925 | 2,46,17,843 |

N. B.—Construction Estimate closed on 31st March 1898—vide Government Resolution No. 1766, dated 18th November 1895. Completion Report approved in Government Resolution No. 438, dated 17th February 1913.

PUBLIC WORKS DEPARTMENT.
ADMINISTRATIVE ACCOUNTS FOR THE YEAR 1922-1923.
EASTERN NARA WORKS.
CANAL PROJECT.

No. 4.—Interest Account for, and to end of, 1922-1923

| | Amount. | | | Amount. | |
|--|--------------------|--|--|--------------------|--|
| | Rs. | | | Rs. | |
| Total interest charges to end of 1921-1922 | 1,11,36,459 | | Net revenue realized to end of 1921-1922 | 1,45,10,966 | |
| Interest charges for the year 1922-1923 | 2,67,323 | | Do. during 1922-1923 | 1,83,224 | |
| On Rs. 67,79,815 outlay to end of the year 1916-17 at the average rate 3.3252 per cent. | Rs. 2,25,442 | | | | |
| On subsequent outlay Rs. 7,64,246 (from 1917-18 to 1921-22 and half outlay, of 1922-23) at the average rate 5.48 per cent. | Rs. 41,881 | | Balance net interest charges | 1,46,94,190 | |
| Total | 1,14,03,782 | | Total | 1,14,03,782 | |

No. 5.—Account of Indirect Charges for, and to end of, 1922-1923.

| Particulars. | Previous. | 1922-1923. | Total. |
|--|-----------------|---------------|-----------------|
| CAPITAL— | Rs. | Rs. | Rs. |
| 1. Capitalized abatement of Land Revenue | 3,558 | 3,227 | 6,785 |
| 2. Leave and Pension Allowances | 2,48,082 | 15,180 | 2,63,262 |
| 3. Audit and Accounts | 987 | 4,906 | 5,893 |
| Total | 2,52,627 | 23,313 | 2,75,940 |
| REVENUE— | | | |
| 1. Capitalized abatement of Land Revenue | 496 | 54 | 550 |
| 2. Leave and Pension Allowances | 3,26,662 | 17,075 | 3,43,737 |
| 3. Audit and Accounts | 2,608 | 1,841 | 4,449 |
| Total | 3,29,766 | 18,970 | 3,48,736 |

No. 6.—Statement comparing Charges to date with sanctioned Estimates.

| Particulars. | CHARGES AGAINST CLOSED SANCTIONS. | | | CURRENT SANCTIONS. | | | Total charges to date against old and current sanctions. | Remarks. |
|---------------------------------------|--|---|------------------|--------------------|--------------------------------|------------------------------|--|--------------|
| | Expenditure against construction Estimate. | Expenditure against open Capital sanctions. | Total. | Charges to date. | Amount of sanctioned Estimate. | Unspent balance of Estimate. | | |
| DIRECT CHARGES. | Rs. | Rs. | Rs. | Rs. | Rs. | Rs. | Rs. | |
| Works | 48,30,172 | 5,54,368 | 53,84,540 | 8,12,444 | 17,54,235 | 9,41,791 | 61,96,984 | |
| Establishment | 11,84,114 | 1,65,772 | 13,49,886 | 2,16,616 | 3,81,707 | 1,65,091 | 15,66,502 | Rs. 3,54,516 |
| Tools and Plant... | 50,880 | 21,273 | 72,153 | 12,902 | 26,419 | 13,517 | 85,055 | 1,48,043 |
| Total | 60,65,166 | 7,41,413 | 68,06,579 | 10,41,962 | 21,62,361 | 11,20,399 | 78,48,541 | 9,21,990 |
| Less—Receipts on Capital Account | 179 | —3 | 176 | ... | ... | ... | 176 | 8,94,478 |
| Net Total | 60,64,987 | 7,41,416 | 68,06,403 | 10,41,962 | 21,62,361 | 11,20,399 | 78,48,365 | 9,706 |
| INDIRECT CHARGES. | | | | | | | | 7,83,686 |
| Capitalized abatement of Land Revenue | 2,669 | 415 | 3,084 | 3,701 | 21,300 | 17,593 | 6,785 | 6,80,531 |
| Leave and Pension Allowances | 2,09,728 | 22,479 | 2,32,207 | 31,055 | 53,433 | 22,384 | 2,63,222 | 9,346,911 |
| Audit and Accounts Establishment | ... | 186 | 186 | 5,707 | 11,111 | 5,404 | 5,893 | |
| Total | 2,12,397 | 23,080 | 2,35,477 | 40,463 | 85,850 | 45,387 | 2,75,940 | |
| Grand Total | 62,77,384 | 7,64,496 | 70,41,880 | 10,82,425 | 22,48,211 | 11,65,786 | 81,24,305 | |

Note(1)—Sanctions accorded in G. R. (P. W. D.) Nos. 2171, 2172, 2173, 2174, 2175 and 2176, dated 10th August 1922, have been closed during 1922-23 and the expenditure thereon has been shown against closed sanctions in columns "Expenditure against open capital sanctions."

Note(2)—Proportionate cost of Dippar Dredger and Hopper Barges for the Sind and for excavating cuts has been debited to the open capital account of the Jamrao Canal.

IRRIGATION BRANCH.

BOMBAY PRESIDENCY.

PUBLIC WORKS DEPARTMENT.

ADMINISTRATIVE ACCOUNTS FOR THE YEAR 1922-1923.

JAMRAO CANAL.

CANAL PROJECT.

No. 2.—Capital Account for, and to end of, 1922-1923.

| Heads of Account. | DIRECT CHARGES. | | | Cost of Construction as now estimated. (Construction estimate closed on 31st March 1902.) | Expenditure against closed estimates. |
|--|------------------|-----------------|------------------|---|---------------------------------------|
| | Previous. | 1922-1923. | Total. | | |
| | Rs. | Rs. | Rs. | Rs. | Rs. |
| I.—WORKS. | | | | | |
| (1) Head Works. | | | | | |
| A. Preliminary Expenses | 4,738 | ... | 4,738 | 4,738 | 4,738 |
| B. Land | 90,714 | ... | 90,714 | 90,714 | 90,714 |
| C. Works | 16,86,409 | 12,952 | 16,99,361 | 16,99,706 | 16,95,382 |
| K. Buildings | 1,01,411 | ... | 1,01,411 | 1,01,411 | 1,01,411 |
| O. Miscellaneous | 31,921 | ... | 31,921 | 31,921 | 31,921 |
| P. Maintenance | 25,550 | ... | 25,550 | 25,550 | 25,550 |
| Total, Head Works ... | 19,40,743 | 12,952 | 19,53,695 | 19,54,040 | 19,49,716 |
| (2) Main Canals and Branches. | | | | | |
| A. Preliminary Expenses | 32,466 | ... | 32,466 | 32,466 | 32,466 |
| B. Land | 30,215 | ... | 30,215 | 30,215 | 30,215 |
| D. Regulators | 3,99,426 | ... | 3,99,426 | 3,99,426 | 3,99,426 |
| E. Falls and Weirs | 85,625 | ... | 85,625 | 85,625 | 85,625 |
| F (1) Other Cross Drainage Works ... | 1,83,594 | ... | 1,83,594 | 1,83,594 | 1,83,594 |
| G. Bridges | 1,71,475 | ... | 1,71,475 | 1,71,475 | 1,71,475 |
| H. Escapes | 44,222 | ... | 44,222 | 44,222 | 44,222 |
| K. Buildings | 3,33,544 | 30,966 | 3,64,510 | 3,86,974 | 3,22,857 |
| L. Earth-Work | 25,26,346 | (A) 82,545 | 26,08,891 | 25,26,346 | 25,26,346 |
| M. Plantations | 45,869 | ... | 45,869 | 45,869 | 45,869 |
| O. Miscellaneous | 57,290 | ... | 57,290 | 57,290 | 57,290 |
| P. Maintenance | 26,088 | ... | 26,088 | 26,088 | 26,088 |
| Total, Main Canals and Branches ... | 39,36,160 | 1,13,511 | 40,49,671 | 39,89,590 | 39,25,473 |
| Carried over ... | 58,76,903 | 1,26,463 | 60,03,366 | 59,43,630 | 58,75,139 |

(A) Represents proportionate expenditure in excavating cuts, during 1922-23.

IRRIGATION BRANCH.

BOMBAY PRESIDENCY.

PUBLIC WORKS DEPARTMENT.

ADMINISTRATIVE ACCOUNTS FOR THE YEAR 1922-1923.

JA'MBA'O CANAL.

CANAL PROJECT.

No. 2.—Capital Account for, and to end of, 1922-1923—continued.

| Heads of Account. | Direct Charges. | | | Cost of Construction as now estimated (Construction estimate closed on 31st March 1902). | Expenditure against closed estimates. |
|---|-----------------|------------|-----------|--|---------------------------------------|
| | Previous. | 1922-1923. | Total. | | |
| | Rs. | Rs. | Rs. | Rs. | Rs. |
| Brought forward ... | 58,76,903 | 1,28,463 | 60,08,366 | 59,43,630 | 58,75,189 |
| <i>(3) Distributaries.</i> | | | | | |
| A. Preliminary Expenses ... | 9,409 | ... | 9,409 | 9,409 | 9,409 |
| B. Land ... | 11,529 | ... | 11,529 | 11,529 | 11,529 |
| C. Works ... | 3,61,631 | 2,507 | 3,64,138 | 3,60,605 | 3,60,605 |
| L. Earth-work ... | 7,56,133 | 1,466 | 7,57,599 | 7,56,133 | 7,56,133 |
| O. Miscellaneous ... | 20,391 | —1,851 | 18,540 | 18,540 | 18,540 |
| P. Maintenance ... | 10,041 | ... | 10,041 | 10,041 | 10,041 |
| Total, Distributaries ... | 11,69,184 | 2,122 | 11,71,256 | 11,65,257 | 11,66,257 |
| <i>(4) Drainage and Protective Works.</i> | | | | | |
| A. Preliminary Expenses ... | 363 | ... | 363 | 363 | 363 |
| C. Works ... | 23,824 | ... | 23,824 | 23,824 | 23,824 |
| L. Earth-work ... | 31,145 | ... | 31,145 | 31,145 | 31,145 |
| O. Miscellaneous ... | 9,134 | ... | 9,134 | 9,134 | 9,134 |
| Total, Drainage and Protective Works ... | 64,466 | ... | 64,466 | 64,466 | 64,466 |
| <i>(5) Special Tools and Plant.</i> | | | | | |
| Total, I.—Works ... | 71,10,503 | 3,84,342 | 74,94,845 | 71,74,853 | 71,05,912 |
| II.—ESTABLISHMENT. | | | | | |
| 1 & 2. Direction and Accounts ... | 15,31,065 | 76,993 | 16,08,058 | 15,44,352 | 15,29,342 |
| 3. Executive ... | | | | | |
| 4. Medical ... | | | | | |
| 5. Special Survey ... | | | | | |
| Total, II.—Establishment ... | 15,31,065 | 76,993 | 16,08,058 | 15,44,352 | 15,29,342 |
| III.—TOOLS AND PLANT ... | 1,82,775 | 7,733 | 1,90,508 | 1,83,809 | 1,82,782 |
| IV.—SUSPENSE ACCOUNTS ... | 4,606 | ... | 4,606 | 4,606 | 4,606 |
| Grand Total ... | 88,28,949 | 4,69,068 | 92,98,017 | 89,07,120 | 88,22,642 |
| V.—Less—Receipts cr Capital Account ... | 981 | ... | 981 | 981 | 981 |
| Net Outlay ... | 88,27,968 | 4,69,068 | 92,97,036 | 89,06,139 | 88,21,661 |
| APPORTIONMENT. | | | | | |
| Chargeable to 49—Irrigation ... | 87,79,885 | ... | 87,79,885 | 89,06,139 | 88,21,661 |
| Chargeable to 55—Construction of Irrigation Works—Provincial. | 48,083 | 4,69,068 | 5,17,151 | | |
| Total ... | 88,27,968 | 4,69,068 | 92,97,036 | 89,06,139 | 88,21,661 |

IRRIGATION BRANCH.

BOMBAY PRESIDENCY.

PUBLIC WORKS DEPARTMENT.
ADMINISTRATIVE ACCOUNTS FOR THE YEAR 1922-1923.

JA'MRA'O CANAL.

CANAL PROJECT.

No. 3.—Revenue Account for, and to end of, 1922-1923.

| Receipts. | Total. | | | Charges. | Total. | | |
|--|-------------|------------|-------------|--|-----------|-------------|-----------|
| | Previous. | 1922-1923. | Total. | | Previous. | 1922-1923. | Total. |
| I.—DIRECT RECEIPTS. | Rs. | Rs. | Rs. | I.—EXTENSIONS AND IMPROVEMENTS. | Rs. | Rs. | Rs. |
| 1. Water-rates from Irrigation ... | 4,78,737 | 1,869 | 4,80,606 | 1. Head Works ... | 4,088 | ... | 4,088 |
| 3. Sales of water ... | 483 | 73 | 556 | 2. Main Canals and Branches ... | 43,560 | 35,782 | 79,342 |
| 4. Water supply of towns ... | 5 | ... | 5 | 3. Distributaries ... | 1,07,282 | 15,665 | 1,22,947 |
| 5. Plantations ... | 8,389 | 635 | 9,024 | Total ... | 1,54,930 | 51,447 | 2,06,377 |
| 6. Other canal produce ... | 2,05,153 | 6,121 | 2,11,274 | II.—MAINTENANCE AND REPAIRS. | | | |
| 7. Water-power ... | 13 | ... | 13 | 1. Head Works ... | 1,74,696 | 46,535 | 2,21,231 |
| 9. Rents of buildings ... | 13,224 | 94 | 13,318 | 2. Main Canals and Branches ... | 19,30,596 | 98,440 | 20,29,036 |
| 10. Fines ... | 2,62,076 | 9,423 | 2,71,499 | 3. Distributaries ... | 15,56,089 | 88,134 | 16,44,223 |
| 11. Miscellaneous Receipts ... | 1,05,902 | 5,142 | 1,11,044 | 4. Drainage and Protective Works ... | 1,024 | ... | 1,024 |
| 12. Deduct refunds ... | 37 | 159 | 196 | Total ... | 36,62,405 | 2,33,109 | 38,95,514 |
| Total ... | 10,73,945 | 23,198 | 10,97,143 | IV.—ESTABLISHMENT. | | | |
| II.—INDIRECT RECEIPTS. | | | | 1 & 2. Direction and Accounts ... | 29,49,128 | 2,34,162 | 31,83,290 |
| Irrigation share of Land Revenue collected in the Civil Department. | 1,31,39,423 | 8,22,778 | 1,39,62,201 | Total ... | 29,49,128 | 2,34,162 | 31,83,290 |
| 4 per cent. on 9/10ths of the proceeds from sales of occupancy rights per Government of India Nos. 53 and 58-A.L., dated respectively, 20th June and 1st August 1889, communicated in Government Resolution No. 1309, dated 10th July, and No. 1913, dated 7th November 1889 ... | 10,10,791 | 77,942 | 10,88,733 | V.—TOOLS AND PLANT ... | 82,015 | 5,286 | 87,301 |
| Total ... | 1,41,50,214 | 9,00,720 | 1,50,50,934 | Deduct—Recoveries on Revenue Account ... | 662 | 598 | 1,260 |
| Total Receipts ... | 1,52,24,159 | 9,23,918 | 1,61,48,077 | VI.—REFUNDS OF REVENUE ... | 1,268 | ... | 1,268 |
| <i>Note.</i> —Loss to the canal on account of difference between assessment of water-rates on jaghir lands and assessment at the ordinary rates in force, for Government lands noted here per Government of India Letter No. 233-L., dated 14th June 1883, communicated under Government Resolution No. 400, dated 11th August 1883. | | | | Suspense Account ... | —4,440 | —125 | —4,565 |
| Rs. | | | | Total ... | 68,44,644 | 5,23,231 | 73,67,925 |
| To end of 1921-1922. 2,39,540 | | | | Share of Collection Charges in the Civil Department ... | 4,18,790 | 25,094 | 4,43,884 |
| Loss for 1922-1923... 13,859 | | | | Total, direct charges... 72,63,434 | 5,43,375 | 78,11,809 | |
| Total ... 2,53,399 | | | | Indirect Charges debitable to Revenue Account as per Account No. 5 ... | 4,17,205 | 35,689 | 4,52,894 |
| Grand Total ... | 1,52,24,159 | 9,23,918 | 1,61,48,077 | Total, Charges ... | 76,80,639 | 5,84,064 | 82,64,703 |
| | | | | Balance Net Revenue ... | 75,43,520 | 3,39,854 | 78,83,374 |
| | | | | Grand Total... 1,52,24,159 | 9,23,918 | 1,61,48,077 | |

N.B.—Construction Estimate closed on 31st March 1902 *vide* Government Resolution No. 1796, dated 28th August 1901.
Completion Report approved in Government Resolution No. 1706, dated 30th June 1906.

IRRIGATION BRANCH.

BOMBAY PRESIDENCY.

PUBLIC WORKS DEPARTMENT.
ADMINISTRATIVE ACCOUNTS FOR THE YEAR 1922-1923.

JA'MRA'O CANAL.

CANAL PROJECT.

No. 4.—Interest Account for, and to end of, 1922-1923.

| | Amount. | | | Amount. | |
|--|-----------|--|--|-----------|--|
| | Rs. | | | Rs. | |
| Total interest charges to end of 1921-1922. | 70,30,972 | | Net revenue realized to end of 1921-1922 ... | 75,43,520 | |
| Interest charges for the year 1922-1923 ... | 3,11,649 | | Do. during 1922-1923 ... | 3,39,854 | |
| On Rs. 85,84,355 outlay to end of the year 1916-17 at the average rate 3'3252 per cent. | 2,85,447 | | | | |
| On subsequent outlay Rs. 4,78,147 (from 1917-18 to 1921-22 and half of 1922-23) at the average rate 5'48 per cent. | 26,202 | | Balance net interest charges ... | 78,83,374 | |
| | | | | —5,40,753 | |
| Total ... | 78,42,621 | | Total ... | 73,42,621 | |

No. 5.—Account of Indirect Charges for, and to end of, 1922-1923.

| Particulars. | Previous. | 1922-1923. | Total. |
|--|-----------|------------|----------|
| | Rs. | Rs. | Rs. |
| CAPITAL— | | | |
| 1. Capitalized abatement of Land Revenue ... | 54,147 | | 54,147 |
| 2. Leave and Pension Allowances ... | 2,14,349 | 10,779 | 2,25,128 |
| 3. Audit and Accounts ... | 352 | 3,843 | 4,195 |
| Total ... | 2,68,848 | 14,622 | 2,83,470 |
| REVENUE— | | | |
| 1. Capitalized abatement of Land Revenue ... | 1,408 | 60 | 1,468 |
| 2. Leave and Pension Allowances ... | 4,12,880 | 32,783 | 4,45,663 |
| 3. Audit and Account ... | 2,917 | 2,846 | 5,763 |
| Total ... | 4,17,205 | 35,689 | 4,52,894 |

No. 6.—Statement comparing Charges to date with sanctioned Estimates.

| Particulars. | CHARGES AGAINST CLOSED SANCTIONS. | | | CURRENT SANCTIONS. | | | Total charges to date against old and current sanctions. | Remarks. |
|---|--|---|---------------|--------------------|--------------------------------|------------------------------|--|--|
| | Expenditure against construction Estimate. | Expenditure against open Capital sanctions. | Total. | Charges to date. | Amount of sanctioned Estimate. | Unspent balance of Estimate. | | |
| DIRECT CHARGES. | | | | | | | | |
| Works ... | Rs. 64,74,033 | Rs. 6,31,879 | Rs. 71,05,912 | Rs. 3,88,933 | Rs. 68,441 | Rs. —3,20,492 | Rs. 74,94,845 | Rs. 37,529 6,729 37,218 5,492 56,968 |
| Establishment ... | 11,51,054 | 3,78,288 | 15,29,342 | 78,716 | 15,010 | —63,706 | 16,08,058 | |
| Tools and Plant ... | 1,81,762 | 1,020 | 1,82,782 | 7,726 | 1,027 | —6,699 | 1,90,508 | |
| Suspense Accounts ... | 53 | 4,553 | 4,606 | ... | ... | ... | 4,606 | |
| Total ... | 78,06,902 | 10,15,740 | 88,22,642 | 4,75,375 | 84,478 | —3,90,897 | 92,98,017 | |
| Less—Receipts on Capital Account . | 981 | ... | 981 | ... | ... | ... | 981 | |
| Net Total ... | 78,05,921 | 10,15,740 | 88,21,661 | 4,75,375 | 84,478 | —3,90,897 | 92,97,036 | |
| INDIRECT CHARGES. | | | | | | | | |
| Capitalized abatement of Land Revenue ... | 35,896 | 18,251 | 54,147 | ... | ... | ... | 54,147 | |
| Leave and Pension Allowances ... | 1,61,148 | 52,960 | 2,14,108 | 11,020 | 2,101 | —8,919 | 2,25,128 | |
| Audit and Account Establishment ... | ... | 289 | 289 | 3,906 | 389 | —3,517 | 4,195 | |
| Total ... | 1,97,044 | 71,500 | 2,68,544 | 14,926 | 2,490 | —12,436 | 2,83,470 | |
| Grand Total ... | 80,02,965 | 10,87,249 | 90,90,205 | 4,90,301 | 86,968 | —4,03,333 | 95,80,506 | |

Note.—Proportionate cost of the Dipper Dredger and Hopper Barges for the Sind Public Works Depot and excavating cuts, etc., along the Eastern Nara sanctioned in Government Resolution (Public Works Department), No. 2225, dated 14th July 1923, and No. 1598, dated 12th July 1923,

IRRIGATION BRANCH.

BOMBAY PRESIDENCY.

PUBLIC WORKS DEPARTMENT.

ADMINISTRATIVE ACCOUNTS FOR THE YEAR 1922-1923.

SUKKUR CANAL.

CANAL PROJECT.

No. 2.—Capital Account for, and to end of, 1922-1923.

| Heads of Account. | Direct Charges. | | | Cost of construction as now estimated (Construction estimate closed on 31st March 1886). | Expenditure against closed estimates. |
|--|------------------|---------------|------------------|--|---------------------------------------|
| | Previous. | 1922-23. | Total. | | |
| I.—WORKS. | Rs. | Rs. | Rs. | Rs. | Rs. |
| <i>(1) Head Works.</i> | | | | | |
| C. Works | 2,12,211 | ... | 2,12,211 | 2,12,211 | 2,12,211 |
| K. Buildings | 3,603 | ... | 3,603 | 3,603 | 3,603 |
| Total, Head Works ... | 2,15,814 | ... | 2,15,814 | 2,15,814 | 2,15,814 |
| <i>(2) Main Canals and Branches.</i> | | | | | |
| B. Land | 13,170 | 403 | 13,573 | 13,170 | 13,170 |
| D. Regulators | 35,748 | ... | 35,748 | 35,748 | 35,748 |
| E. Falls and Weirs | 14,449 | ... | 14,449 | 14,449 | 14,449 |
| F (1). Other cross drainage works ... | 12,709 | ... | 12,709 | 12,709 | 12,709 |
| G. Bridges | 75,347 | ... | 75,347 | 75,347 | 75,347 |
| K. Buildings | 16,336 | 29,241 | 45,577 | 49,328 | 30,011 |
| L. Earth-work | 6,84,459 | ... | 6,84,459 | 6,84,459 | 6,84,459 |
| M. Plantations | 10,740 | ... | 10,740 | 10,740 | 10,740 |
| O. Miscellaneous | 1,166 | ... | 1,166 | 1,166 | 1,166 |
| Total, Main Canals and Branches ... | 8,64,124 | 29,644 | 8,93,768 | 8,97,116 | 8,77,799 |
| Carried over ... | 10,79,938 | 29,644 | 11,09,582 | 11,12,930 | 10,93,613 |

IRRIGATION BRANCH.

BOMBAY PRESIDENCY.

PUBLIC WORKS DEPARTMENT.

ADMINISTRATIVE ACCOUNTS FOR THE YEAR 1922-1923.

SUKKUR CANAL.

CANAL PROJECT.

No. 2.—Capital Account for, and to end of, 1922-1922—continued.

| Heads of Account. | Direct Charges. | | | Cost of construction as now estimated (Construction estimate closed on 31st March 1886). | Expenditure against closed estimates. |
|---|-----------------|------------|-----------|--|---------------------------------------|
| | Previous. | 1922-1923. | Total. | | |
| | Rs. | Rs. | Rs. | Rs. | Rs. |
| Brought forward ... | 10,79,938 | 29,644 | 11,09,582 | 11,12,930 | 10,93,613 |
| (3) Distributaries. | | | | | |
| C. Works ... | 63,146 | ... | 63,146 | 63,146 | 63,146 |
| L. Earth-work ... | 3,861 | ... | 3,861 | 3,861 | 3,861 |
| O. Miscellaneous ... | 2,205 | ... | 2,205 | 2,205 | 2,205 |
| Total, Distributaries ... | 69,212 | ... | 69,212 | 69,212 | 69,212 |
| 6. Water Courses— | | | | | |
| C. Works ... | | 5,495 | 5,495 | 5,495 | 5,495 |
| Total, I.—Works ... | 11,49,150 | 35,139 | 11,84,289 | 11,87,637 | 11,68,320 |
| II.—ESTABLISHMENT. | | | | | |
| 1 & 2. Direction and Accounts ... | 2,13,361 | 6,389 | 2,19,750 | 2,21,192 | 2,16,846 |
| 3. Executive ... | | | | | |
| 4. Medical ... | | | | | |
| 5. Special Survey ... | | | | | |
| Total, Establishment ... | 2,13,361 | 6,389 | 2,19,750 | 2,21,192 | 2,16,846 |
| III.—TOOLS AND PLANT ... | 13,701 | 725 | 14,426 | 14,296 | 14,096 |
| IV.—Suspense Accounts ... | | ... | | | ... |
| Grand Total ... | 13,76,212 | 42,253 | 14,18,465 | 14,23,125 | 13,99,262 |
| V.—Less—Receipts on Capital Account. | 160 | ... | 160 | 160 | 160 |
| Net Outlay ... | 13,76,052 | 42,253 | 14,18,305 | 14,22,965 | 13,99,102 |
| Apportionment. | | | | | |
| Chargeable to 43—Minor Works and Navigation ... | 13,56,919 | ... | 13,56,919 | 14,22,965 | 13,99,102 |
| Local Funds ... | 19,133 | ... | 19,133 | | |
| Chargeable to 55—Construction of Irrigation Works ... | | 42,253 | 42,253 | | |
| Total ... | 13,76,052 | 42,253 | 14,18,305 | 14,22,965 | 13,99,102 |

IRRIGATION BRANCH.

BOMBAY PRESIDENCY.

PUBLIC WORKS DEPARTMENT.

ADMINISTRATIVE ACCOUNTS FOR THE YEAR 1922-1923.

SUKKUR CANAL.

CANAL PROJECT.

No. 3.—Revenue Account for, and to end of, 1922-1923.

| Receipts. | Total | | | Charges. | Total | | |
|---|------------------|-----------------|------------------|--|------------------|-----------------|------------------|
| | Previous. | 1922-1923. | Total | | Previous. | 1922-1923. | Total |
| I.—DIRECT RECEIPTS. | Rs. | Rs. | Rs. | I.—EXTENSIONS AND IMPROVEMENTS. | Rs. | Rs. | Rs. |
| 1. Water-rates from Irrigation ... | 48,551 | 1,388 | 49,939 | 1. Head Works ... | 15,425 | ... | 15,425 |
| 3. Sales of water ... | 2 | ... | 2 | 2. Main Canals and Branches ... | 1,74,942 | 2,824 | 1,77,766 |
| 5. Plantations ... | 28,578 | 8 | 29,208 | 3. Distributaries ... | 863 | ... | 863 |
| 6. Other canal produce ... | | | | 622 | | | |
| 9. Rents of Buildings ... | 4,512 | 43 | 4,555 | Total ... | 1,91,230 | 2,824 | 1,94,054 |
| 10. Fines ... | 9,095 | 1,694 | 10,789 | | | | |
| 11. Miscellaneous Receipts ... | 39,122 | 1,074 | 40,196 | | | | |
| Total ... | 1,29,860 | 4,829 | 1,34,689 | | | | |
| II.—INDIRECT RECEIPTS. | | | | II.—MAINTENANCE AND REPAIRS. | | | |
| Irrigation share of Land Revenue collected in the Civil Department. | 61,04,804 | 2,23,235 | 63,28,039 | 1. Head Works ... | 6,627 | ... | 6,627 |
| 4 per cent. on $\frac{2}{10}$ ths of the proceeds from sales of occupancy rights per Government of India Nos. 53 and 58-A.I., dated, respectively, 20th June and 1st August 1889, communicated in Government Resolution No. 1209, dated 10th July, and No. 1913, dated 7th November 1889... | 21,508 | 893 | 22,401 | 2. Main Canals and Branches ... | 18,99,576 | 78,869 | 19,78,445 |
| Total ... | 61,26,312 | 2,24,128 | 63,50,440 | Total ... | 19,06,203 | 78,869 | 19,85,072 |
| Total, Receipts ... | 62,56,172 | 2,28,957 | 64,85,129 | IV.—ESTABLISHMENT. | | | |
| | | | | 1 & 2. Direction and Accounts ... | 5,49,504 | 30,413 | 5,79,917 |
| Carried over ... | 62,56,172 | 2,28,957 | 64,85,129 | Total ... | 5,49,504 | 30,413 | 5,79,917 |
| | | | | V.—TOOLS AND PLANT ... | 24,556 | 1,854 | 26,410 |
| | | | | Carried over ... | 26,71,493 | 1,13,960 | 27,85,453 |

IRRIGATION BRANCH.

BOMBAY PRESIDENCY.

PUBLIC WORKS DEPARTMENT.
ADMINISTRATIVE ACCOUNTS FOR THE YEAR 1922-1923.SUKKUR CANAL.
CANAL PROJECT.

No. 3.—Revenue Account for, and to end of, 1922-1923—continued.

| Receipts. | Total. | | | Charges. | Total. | | | |
|--|-----------------|------------|-----------|--|-----------------|------------|-----------|-----------|
| | Previous. | 1922-1923. | Total. | | Previous. | 1922-1923. | Total. | |
| | Rs. | Rs. | Rs. | | Rs. | Rs. | Rs. | |
| Brought forward ... | 62,56,172 | 2,28,957 | 64,85,129 | Brought forward ... | 26,71,493 | 1,13,960 | 27,85,453 | |
| <i>Note.</i> —Loss to the canal on account of difference between assessment of water-rates on jaghir lands and assessment at the ordinary rates in force for Government lands noted here per Government of India Letter No. 233-L, dated 14th June 1883, communicated under Government Resolution No. 400, dated 11th August 1883. To end of 1921-1922 ... Rs. 2,61,179 Loss for 1922-1923 ... 3,158 Total ... 2,64,337 | | | | VI.—REFUNDS OF REVENUE ... | 119 | ... | 119 | |
| | | | | Deduct—Recoveries on Revenue Account ... | ... | 84 | 84 | |
| | | | | Total ... | 26,71,612 | 1,13,876 | 27,85,488 | |
| | | | | Share of Collection Charges in the Civil Department ... | 4,46,257 | 13,579 | 4,59,836 | |
| | | | | Total, Direct Charges ... | 31,17,869 | 1,27,455 | 32,45,324 | |
| | | | | Indirect Charges debitable to Revenue Account as per Account No. 5 ... | 87,041 | 5,075 | 92,116 | |
| | | | | Total, Charges ... | 32,04,910 | 1,32,530 | 33,37,440 | |
| | | | | Balance Net Revenue ... | 30,51,262 | 96,427 | 31,47,689 | |
| | Grand Total ... | 62,56,172 | 2,28,957 | 64,85,129 | Grand Total ... | 62,56,172 | 2,28,957 | 64,85,129 |

N.B.— Construction Estimate closed on 31st March 1896, vide Government Resolution No. 1411, dated 12th September 1893. Completion Report approved in Government Resolution No. 569, dated 27th March 1896.

No. 4.—Interest Account for, and to end of, 1922-23.

| | Amount. | | Amount. |
|--|------------|--|-----------|
| | Rs. | | Rs. |
| Total interest charges to end of 1921-1922 ... | 26,45,245 | Net Revenue realized to end of 1921-1922 ... | 30,51,262 |
| Interest charges for the year 1922-1923 ... | 47,158 | Do. during 1922-1923 ... | 96,427 |
| On Rs. 13,64,764 outlay to end of the year 1916-17 at the average rate 3.3252 per cent. ... | Rs. 45,381 | | 31,47,689 |
| On subsequent outlay Rs. 32,425 (from 1917-18 to 1921-22 and half of 1922-23) at the average rate 5.43 per cent. ... | Rs. 1,777 | Balance net interest charges ... | 4,55,286 |
| Total ... | 26,92,403 | Total ... | 26,92,403 |

IRRIGATION BRANCH.

BOMBAY PRESIDENCY.

PUBLIC WORKS DEPARTMENT.
ADMINISTRATIVE ACCOUNTS FOR THE YEAR 1922-23.
SUKKUR CANAL.
CANAL PROJECT.

No. 5.—Account of Indirect Charges for, and to end of, 1922-1923.

| Particulars. | Previous. | 1922-1923. | Total. |
|--|-----------|------------|--------|
| | Rs. | Rs. | Rs. |
| CAPITAL— | | | |
| 1. Capitalized abatement of Land Revenue ... | 20,466 | | 20,466 |
| 2. Leave and Pension Allowances ... | 41,295 | 894 | 42,189 |
| 3. Audit and Account Establishment ... | | 851 | 851 |
| Total ... | 61,761 | 1,245 | 63,006 |
| REVENUE— | | | |
| 1. Capitalized abatement of Land Revenue ... | 3,124 | ... | 3,124 |
| 2. Leave and Pension Allowances ... | 82,714 | 4,258 | 86,972 |
| 3. Audit and Accounts ... | 1,203 | 817 | 2,020 |
| Total ... | 87,041 | 5,075 | 92,116 |

No. 6.—Statement comparing Charges to date with sanctioned estimates.

| Particulars. | Charges against closed sanctions. | | | Current sanctions. | | | Total charges to date against old and current sanctions. | Remarks. | |
|---|--|---|-----------|--------------------|--------------------------------|------------------------------|--|---|--|
| | Expenditure against construction estimate. | Expenditure against open capital sanctions. | Total. | Charges to date. | Amount of sanctioned estimate. | Unspent balance of estimate. | | | |
| | Rs. | Rs. | Rs. | Rs. | Rs. | Rs. | Rs. | | |
| DIRECT CHARGES. | | | | | | | | | |
| Works Establishment ... | 11,09,106 | 59,214 | 11,68,320 | 15,969 | 19,317 | 3,348 | 11,84,289 | Government Resolution (Public Works Department), No. 2701, dated 18th February 1922—Rs. 24,871. Notes—Sanctions accorded in Government Resolution (Public Works Department), No. 1475, dated 5th August 1922, No. 905, dated 28th December 1922, No. 8179, dated 18th January 1923 and No. 2996, dated 23rd January 1923 have been closed during the year 1922-23 and the expenditure against them have been included under open Capital sanctions of the project. | |
| Tools and Plant ... | 13,330 | 766 | 14,096 | 330 | 200 | -130 | 14,426 | | |
| Total ... | 13,27,907 | 71,355 | 13,99,262 | 19,203 | 23,863 | 4,660 | 14,18,465 | | |
| Less—Receipts on Capital Account ... | 160 | ... | 160 | ... | ... | ... | 160 | | |
| Net Total ... | 13,27,747 | 71,355 | 13,99,102 | 19,203 | 23,863 | 4,660 | 14,18,305 | | |
| INDIRECT CHARGES. | | | | | | | | | |
| Capitalized abatement of Land Revenue ... | 19,775 | 691 | 20,466 | .. | ... | ... | 20,466 | | |
| Leave and Pension Allowances ... | 40,191 | 1,592 | 41,783 | 406 | 608 | 202 | 42,189 | | |
| Audit and Accounts ... | ... | 191 | 191 | 160 | ... | -160 | 351 | | |
| Total ... | 59,966 | 2,474 | 62,440 | 568 | 608 | 42 | 63,006 | | |
| Grand Total ... | 13,87,713 | 73,829 | 14,61,542 | 19,769 | 24,471 | 4,702 | 14,81,311 | | |

IRRIGATION BRANCH.

BOMBAY PRESIDENCY.

PUBLIC WORKS DEPARTMENT.
ADMINISTRATIVE ACCOUNTS FOR THE YEAR 1922-23.

GHAR CANAL.
CANAL PROJECT.

No. 2.—Capital Account for, and to end of, 1922-1923.

| Heads of Account. | DIRECT CHARGES. | | | Cost of construction as now estimated (Construction estimate closed on 31st March 1879). | Expenditure against closed estimates. |
|--|-----------------|---------------|-----------------|--|---------------------------------------|
| | Previous. | 1922-1923. | Total. | | |
| I.—WORKS. | Rs. | Rs. | Rs. | Rs. | Rs. |
| <i>(2) Main Canals and Branches.</i> | | | | | |
| A. Preliminary Expenses ... | 551 | ... | 551 | 551 | 551 |
| B. Land ... | 10,001 | ... | 10,001 | 10,001 | 10,001 |
| D. Regulators ... | 37,173 | 8,009 | 45,182 | 51,392 | 37,173 |
| G. Bridges ... | 6,346 | ... | 6,346 | 6,346 | 6,346 |
| K. Buildings ... | 1,16,749 | 5,822 | 1,22,571 | 1,24,829 | 1,22,571 |
| L. Earth-work ... | 2,31,614 | ... | 2,31,614 | 2,31,614 | 2,31,614 |
| M. Plantations ... | 14 | ... | 14 | 14 | 14 |
| O. Miscellaneous ... | 16,761 | ... | 16,761 | 16,761 | 16,761 |
| Total Main Canals and Branches... | 4,19,209 | 13,831 | 4,33,040 | 4,41,508 | 4,25,031 |
| <i>(3) Distributaries.</i> | | | | | |
| C. Works ... | 19,777 | ... | 19,777 | 19,777 | 19,777 |
| L. Earth-work ... | 4,477 | ... | 4,477 | 4,477 | 4,477 |
| Total Distributaries ... | 24,254 | ... | 24,254 | 24,254 | 24,254 |
| <i>(4) Drainage and Protective Works.</i> | | | | | |
| L. Earth-work ... | 50,886 | ... | 50,886 | 50,886 | 50,886 |
| <i>(6) Water Courses.</i> | | | | | |
| C. Works | | 9,602 | 9,602 | 9,602 | 9,602 |
| Total I.—Works ... | 4,94,349 | 23,433 | 5,17,782 | 5,26,250 | 5,09,773 |
| II.—ESTABLISHMENT. | | | | | |
| 1. & 2. Direction and Accounts ... | 1,06,132 | 4,260 | 1,10,392 | 1,12,479 | 1,08,936 |
| 3. Executive ... | | | | | |
| Total Establishment ... | 1,06,132 | 4,260 | 1,10,392 | 1,12,479 | 1,08,936 |
| III.—TOOLS AND PLANT ... | 3,711 | 484 | 4,195 | 4,277 | 4,030 |
| IV.—Suspense Accounts ... | | | | | ... |
| Grand Total ... | 6,04,192 | 28,177 | 6,32,369 | 6,43,006 | 6,22,739 |
| V.—Less—Receipts on Capital Account. | | ... | | | ... |
| Net Outlay ... | 6,04,192 | 28,177 | 6,32,369 | 6,43,006 | 6,22,739 |
| <i>Apportionment.</i> | | | | | |
| Chargeable to 43—Minor Works and Navigation ... | 5,82,882 | ... | 5,82,882 | 5,82,882 | 5,82,882 |
| Chargeable to 55—Construction of Provincial—Irrigation Works ... | 21,310 | 28,177 | 49,487 | 60,124 | 39,857 |
| Total ... | 6,04,192 | 28,177 | 6,32,369 | 6,43,006 | 6,22,739 |

IRRIGATION BRANCH.

BOMBAY PRESIDENCY.

PUBLIC WORKS DEPARTMENT.

ADMINISTRATIVE ACCOUNTS FOR THE YEAR 1922-1923.

GHAR CANAL.

CANAL PROJECT.

No. 3.—Revenue Account for, and to end of, 1922-1923.

| Receipts. | Total. | | | Charges. | Total. | | |
|---|--------------------|-----------------|--------------------|--|-----------------------|--------------|---------------|
| | Previous. | 1922-1923. | Total. | | Previous. | 1922-1923. | Total. |
| | Rs. | Rs. | Rs. | | Rs. | Rs. | Rs. |
| I.—DIRECT RECEIPTS. | | | | I.—EXTENSIONS AND IMPROVEMENTS. | | | |
| 1. Water-rates from Irrigation ... | 2,64,340 | 5,289 | 2,69,629 | 1. Head Works ... | 1,407 | ... | 1,407 |
| 5. Plantations ... | 80,742 | 472 | 83,308 | 2. Main Canals and Branches ... | 4,21,528 | 1,217 | 4,22,845 |
| 6. Other canal produce ... | | 2,094 | | 44 | 3. Distributaries ... | 12,796 | ... |
| 8. Navigation ... | ... | 44 | ... | | | | |
| 9. Rents of Buildings. | 24,093 | 35 | 24,128 | | | | |
| 10. Fines ... | 25,245 | 2,470 | 27,715 | | | | |
| 11. Miscellaneous Receipts ... | 2,18,464 | 6,780 | 2,25,194 | | | | |
| Total ... | 6,12,884 | 17,134 | 6,30,018 | Total ... | 4,35,831 | 1,217 | 4,37,048 |
| II.—INDIRECT RECEIPTS. | | | | II.—MAINTENANCE AND REPAIRS. | | | |
| Irrigation share of Land Revenue collected in the Civil Department. | 3,27,57,460 | 8,97,412 | 3,36,54,872 | 2. Main Canals and Branches ... | 46,60,042 | 1,98,838 | 48,58,880 |
| 4 per cent. on $\frac{2}{15}$ ths of the proceeds from sales of occupancy rights per Government of India Nos. 53 and 58-A.I., dated, respectively, 20th June and 1st August 1889, communicated in Government Resolution No. 1209, dated 10th July, and No. 1913, dated 7th November 1889. | 1,71,451 | 7,627 | 1,79,078 | 3. Distributaries ... | 15,675 | ... | 15,675 |
| Total ... | 3,29,28,911 | 9,05,039 | 3,38,33,950 | Total ... | 46,75,717 | 1,98,838 | 48,74,555 |
| Total, Receipts ... | 3,35,41,795 | 9,22,173 | 3,44,63,968 | III.—COMPENSATION ... | 108 | ... | 108 |
| | | | | IV.—ESTABLISHMENT. | | | |
| | | | | 1. & 2. Direction and Accounts ... | 13,56,566 | 73,252 | 14,29,818 |
| | | | | 3. Executive ... | | | |
| | | | | Total ... | 13,56,566 | 73,252 | 14,29,818 |
| | | | | V.—TOOLS AND PLANT ... | 18,080 | 4,216 | 22,296 |
| Carried over ... | 3,35,41,795 | 9,22,173 | 3,44,63,968 | Carried over ... | 64,86,302 | 2,77,523 | 67,63,825 |

IRRIGATION BRANCH.

BOMBAY PRESIDENCY.

PUBLIC WORKS DEPARTMENT.

ADMINISTRATIVE ACCOUNTS FOR THE YEAR 1922-1923.

GHAR CANAL.

CANAL PROJECT.

No. 3.—Revenue Account for, and to end of, 1922-1923.

| Receipts. | Total. | | | Charges. | Total. | | |
|--|-------------|------------|-------------|--|-------------|------------|-------------|
| | Previous. | 1922-1923. | Total. | | Previous. | 1922-1923. | Total. |
| | Rs. | Rs. | Rs. | | Rs. | Rs. | Rs. |
| Brought forward ... | 8,85,41,795 | 9,22,173 | 8,44,63,968 | Brought forward ... | 64,86,302 | 2,77,523 | 67,63,825 |
| <i>Note.</i> —Loss to the canal on account of difference between assessment of water-rates on Jaghir lands and assessment at the ordinary rates in force for Government lands noted here per Government of India letter No. 233-L, dated 14th June 1883, communicated under Government Resolution No. 400, dated 11th August 1883. | | | | VI.—REFUNDS OF REVENUE ... | 184 | ... | 184 |
| | | | | Suspense Account .. | —1 | ... | —1 |
| | | | | <i>Deduct</i> —Recoveries on Revenue Account ... | 438 | ... | 438 |
| | | | | Total ... | 64,86,047 | 2,77,523 | 67,63,570 |
| | | | | Share of Collection Charges in the Civil Department ... | 25,97,320 | 54,312 | 26,51,632 |
| | | | | Total Direct Charges... | 90,83,367 | 3,31,835 | 94,15,202 |
| | | | | Indirect Charges debitable to Revenue Account as per Account No. 5 ... | 2,23,275 | 12,364 | 2,35,639 |
| | | | | Total, Charges ... | 93,06,642 | 3,44,199 | 96,50,841 |
| | | | | Balance Net Revenue ... | 2,42,35,153 | 5,77,974 | 2,48,13,127 |
| | | | | Grand Total ... | 8,85,41,795 | 9,22,173 | 8,44,63,968 |
| To end of 1921-1922. 18,65,141 | | | | | | | |
| Loss for 1922-1923... 35,797 | | | | | | | |
| Total ... 14,00,938 | | | | | | | |

N.B.—Construction Estimate closed on 31st March 1872—vide Government Resolution No. 1411, dated 12th September 1893. Completion Report approved in Government Resolution No. 927, dated 11th June 1895.

No. 4.—Interest Account for, and to end of, 1922-1923.

| | Amount. | | Amount. |
|---|----------|---|--------------|
| | Rs. | | Rs. |
| Total interest charges to end of 1921-1922... | 9,53,770 | Net Revenue realized to end of 1921-1922. | 2,42,35,153 |
| Interest charges for the year 1922-1923 ... | 22,064 | Net Revenue realized during 1922-1923... | 5,77,974 |
| On Rs. 5,48,405 outlay to end of the year 1916-17 at the average rate 3.3252 per cent. | 18,235 | | 2,48,13,127 |
| On subsequent outlay Rs. 69,875 (from the year 1917-18 to 1921-22 and half of 1922-23). | 3,829 | Balance net interest charges | —2,38,37,293 |
| Total ... | 9,75,834 | Total ... | 9,75,834 |

IRRIGATION BRANCH.

BOMBAY PRESIDENCY

PUBLIC WORKS DEPARTMENT.

ADMINISTRATIVE ACCOUNTS FOR THE YEAR 1922-1923.

GHAR CANAL.

CANAL PROJECT.

No. 5—Account of Indirect Charges for, and to end of, 1922-23.

| Particulars. | Previous. | 1922-1923. | Total. |
|--|-----------|------------|----------|
| CAPITAL— | Rs. | Rs. | Rs. |
| 1. Capitalized abatement of Land Revenue ... | 13,954 | | 13,954 |
| 2. Leave and Pension Allowances ... | 19,891 | 596 | 19,987 |
| 3. Audit and Accounts ... | 178 | 234 | 412 |
| Total ... | 33,523 | 830 | 34,353 |
| REVENUE— | | | |
| 1. Capitalized abatement of Land Revenue ... | 16,161 | 108 | 16,269 |
| 2. Leave and Pension Allowances ... | 2,05,675 | 10,255 | 2,15,930 |
| 3. Audit and Accounts ... | 1,439 | 2,001 | 3,440 |
| Total ... | 2,23,275 | 12,364 | 2,35,639 |

No. 6—Statement comparing Charges to date with Sanctioned Estimates.

| Particulars. | Charges against Closed Sanctions. | | | Current Sanctions. | | | Total charges to date against old and current sanctions. | Remarks. |
|---|--|---|----------|--------------------|--------------------------------|------------------------------|--|----------|
| | Expenditure against construction estimate. | Expenditure against open capital sanctions. | Total. | Charges to date. | Amount of sanctioned estimate. | Unspent balance of estimate. | | |
| DIRECT CHARGES. | Rs. | Rs. | Rs. | Rs. | Rs. | Rs. | Rs. | |
| Works ... | 3,38,237 | 1,71,536 | 5,09,773 | 8,009 | 16,477 | 8,468 | 5,17,782 | |
| Establishment ... | 75,554 | 33,382 | 1,08,936 | 1,456 | 3,543 | 2,087 | 1,10,392 | |
| Tools and Plant ... | 1,746 | 2,284 | 4,030 | 165 | 247 | 82 | 4,195 | |
| Total ... | 4,15,537 | 2,07,202 | 6,22,739 | 9,630 | 20,267 | 10,637 | 6,32,639 | |
| Less—Receipts on Capital Account... | ... | ... | ... | ... | ... | ... | ... | |
| Net Total ... | 4,15,537 | 2,07,202 | 6,22,739 | 9,630 | 20,267 | 10,637 | 6,32,369 | |
| INDIRECT CHARGES. | | | | | | | | |
| Capitalized Abatement of Land Revenue ... | 10,329 | 3,625 | 13,954 | ... | ... | ... | 13,954 | |
| Leave and Pension Allowances ... | 15,111 | 4,672 | 19,783 | 204 | 496 | 292 | 19,987 | |
| Audit and Accounts... | | 332 | 332 | 80 | 165 | 85 | 412 | |
| Total ... | 25,440 | 8,629 | 34,069 | 284 | 661 | 377 | 34,353 | |
| Grand Total ... | 4,40,977 | 2,15,831 | 6,56,808 | 9,914 | 20,928 | 11,014 | 6,66,722 | |

Government Resolution No. 3595 dated 1st March 1923 Rs. 30,928.
 Note.—Sanctions accorded in Government Resolution No. 2954, dated 10th November 1922, Government Resolution No. 2989, dated 2nd December 1922, and Government Resolution No. 2995, dated 11th January 1923 have been closed during 1922-1923 and the expenditure against them have been included under open Capital Sanction.

IRRIGATION BRANCH.

BOMBAY PRESIDENCY.

PUBLIC WORKS DEPARTMENT.

ADMINISTRATIVE ACCOUNTS FOR THE YEAR 1922-1923.

ALIBHAR KACHERI CANAL.

CANAL PROJECT.

No. 3.—Revenue Account for, and to end of, 1922-1923.

| Receipts. | Total. | | | Charges. | Total. | | |
|--|-----------------|----------------|-----------------|--|-----------------|---------------|-----------------|
| | Previous. | 1922-1923. | Total. | | Previous. | 1922-1923. | Total. |
| I.—DIRECT RECEIPTS. | Rs. | Rs. | Rs. | I.—EXTENSIONS AND IMPROVEMENTS. | Rs. | Rs. | Rs. |
| 1. Water-rates from Irrigation ... | 25,524 | 953 | 26,477 | 2. Main Canals and Branches ... | 6,484 | ... | 6,484 |
| 5. Plantations ... | 5,019 | { ... } 392 | 5,411 | 4. Drainage and Protective Works ... | 245 | ... | 245 |
| 6. Other canal produce ... | | | | 3 | ... | 3 | |
| 8. Navigation ... | 130 | ... | 130 | Total ... | 6,729 | ... | 6,729 |
| 10. Fines ... | 4,182 | 175 | 4,357 | | | | |
| 11. Miscellaneous receipts ... | | | | II.—MAINTENANCE AND REPAIRS. | | | |
| Total ... | 34,858 | 1,520 | 36,378 | 2. Main Canals and Branches ... | 13,347 | 524 | 13,871 |
| II.—INDIRECT RECEIPTS. | | | | 3. Distributaries ... | 12,672 | ... | 12,672 |
| Irrigation share of Land Revenue collected in the Civil Department. | 3,06,323 | 10,054 | 3,16,377 | Total ... | 26,019 | 524 | 26,543 |
| 4 per cent. on 9/10ths of the proceeds from sales of occupancy rights per Government of India Nos. 53 and 58-A.I., dated respectively, 20th June and 1st August 1889, communicated in Government Resolution No. 1209, dated 10th July, and No. 1913, dated 7th November 1889 ... | 20,648 | 840 | 21,488 | IV.—ESTABLISHMENT. | | | |
| Total ... | 3,26,971 | 10,894 | 3,37,865 | 1. & 2. Direction and Accounts ... | 23,240 | 3,232 | 26,472 |
| Total, Receipts ... | 3,61,829 | 12,414 | 3,74,243 | 3. Executive ... | | | |
| | | | | Total ... | 23,240 | 3,232 | 26,472 |
| | | | | V.—TOOLS AND PLANT... | 978 | 103 | 1,081 |
| | | | | VI.—REFUNDS OF REVENUE ... | 19 | ... | 19 |
| | | | | Total ... | 56,985 | 3,859 | 60,844 |
| | | | | Share of Collection Charges in the Civil Department ... | 25,759 | 660 | 26,419 |
| | | | | Total Direct Charges ... | 82,744 | 4,519 | 87,263 |
| | | | | Indirect Charges debitable to Revenue Account as per Account No. 5 ... | 3,794 | 457 | 4,251 |
| | | | | Total, Charges ... | 86,538 | 4,976 | 91,514 |
| | | | | Balance Net Revenue ... | 2,75,291 | 7,438 | 2,82,729 |
| | | | | Grand Total ... | 3,61,829 | 12,414 | 3,74,243 |

Note.—Loss to the canal on account of difference between assessment of water-rates on jaghir lands and assessment at the ordinary rates in force for Government lands noted here per Government of India letter No. 233-L, dated 14th June 1883, communicated under Government Resolution No. 400, dated 11th August 1883:—

Rs.
To end of 1921-1922... 1,23,351
Loss for 1922-1923 ... 687
Total ... 1,23,938

N.B.—Last Capital Account detailed in the Administrative Account for 1922-23.

Construction Estimate closed on 31st March 1876—vide Government Resolution No. 1411, dated 12th September 1893. Completion Report approved in Government Resolution No. 1229, dated 1st August 1894.

IRRIGATION BRANCH.

BOMBAY PRESIDENCY.

PUBLIC WORKS DEPARTMENT.

ADMINISTRATIVE ACCOUNTS FOR THE YEAR 1922-23.

IRRIGATION WORKS.

ALIBHAR KACHERI CANAL.

CANAL PROJECT.

No. 4.—Interest Account for, and to end of, 1922-1923.

| | Amount. | | Amount. |
|--|---------|---|-----------|
| | Rs. | | Rs. |
| Total interest charges to end of 1921-1922 ... | 48,269 | Net Revenue realized to end of 1921-1922. | 2,75,291 |
| Interest charges for the year 1922-1923 ... | 5,168 | Net Revenue realized during 1922-1923. | 7,438 |
| On Rs. 23,207 outlay to end of the year 1916-17 at the average rate 3.3252 per cent. ... | 772 | | |
| On subsequent outlay 80,223 at the average rate 5.48 per cent. ... | 4,396 | Balance net interest charges ... | 2,82,729 |
| Total .. | 53,437 | Total ... | -2,29,292 |
| | | | 53,437 |

No. 5.—Account of Indirect Charges for, and to end of, 1922-1923.

| Particulars. | Previous. | 1922-1923. | Total. |
|--|-----------|------------|--------|
| | Rs. | Rs. | Rs. |
| REVENUE— | | | |
| 1. Capitalized abatement of Land Revenue ... | | | |
| 2. Leave and Pension Allowances ... | 3,815 | 452 | 4,267 |
| 3. Audit and Accounts ... | —21 | 5 | —16 |
| Total ... | 3,794 | 457 | 4,251 |

IRRIGATION BRANCH.

BOMBAY PRESIDENCY.

PUBLIC WORKS DEPARTMENT.

ADMINISTRATIVE ACCOUNTS FOR THE YEAR 1922-1923.

MARAK GREAT CANAL.

CANAL PROJECT.

No. 2, Capital Account for, and to end of, 1922-1923.

| Heads of Account. | Direct Charges. | | | Cost of construction as now estimated (Construction estimate closed on 31st March 1882). | Expenditure against closed estimates. |
|--|-----------------|------------|----------|--|---------------------------------------|
| | Previous. | 1922-1923. | Total. | | |
| | Rs. | Rs. | Rs. | Rs. | Rs. |
| I.—WORKS. | | | | | |
| <i>(2) Main Canals and Branches.</i> | | | | | |
| B. Land | 1,062 | ... | 1,062 | 1,446 | 1,062 |
| D. Regulators | 1,43,235 | ... | 1,43,235 | 1,43,235 | 1,43,235 |
| G. Bridges | 929 | ... | 929 | 929 | 929 |
| K. Buildings | 31,490 | 6,523 | 38,013 | 47,621 | 31,490 |
| L. Earth-work | 1,53,063 | ... | 1,53,063 | 1,53,063 | 1,53,063 |
| Total Main Canals and Branches ... | 3,29,779 | 6,523 | 3,36,302 | 3,46,294 | 3,29,779 |
| II.—ESTABLISHMENT. | | | | | |
| 1 and 2. Direction and Accounts ... | 85,672 | 2,290 | 87,962 | 89,223 | 85,672 |
| 3. Executive | | | | | |
| Total Establishment ... | 85,672 | 2,290 | 87,962 | 89,223 | 85,672 |
| III.—TOOLS AND PLANT ... | 3,385 | 103 | 3,488 | 3,633 | 3,385 |
| Grand Total ... | 4,18,836 | 8,916 | 4,27,752 | 4,39,150 | 4,18,836 |
| V.—Less Receipts on Capital Account. | 80 | ... | 80 | 80 | 80 |
| Net Outlay ... | 4,18,756 | 8,916 | 4,27,672 | 4,39,070 | 4,18,756 |
| <i>Apportionment.</i> | | | | | |
| Chargeable to 43—Minor Works and Navigation | 4,18,756 | ... | 4,18,756 | 4,39,070 | 4,18,756 |
| Chargeable to 55—Construction of Irrigation Works Provincial ... | | 8,916 | 8,916 | | |
| Total ... | 4,18,756 | 8,916 | 4,27,672 | 4,39,070 | 4,18,756 |

IRRIGATION BRANCH.

BOMBAY PRESIDENCY.

PUBLIC WORKS DEPARTMENT.

ADMINISTRATIVE ACCOUNTS FOR THE YEAR 1922-1923.

MA'RAK GREAT CANAL.

CANAL PROJECT.

No.—Revenue Account for, and to end of, 1922-1923.

| Receipts. | Total. | | | Charges. | Total. | | |
|--|------------------|-----------------|------------------|--|------------------|-----------------|------------------|
| | Previous. | 1922-1923. | Total. | | Previous. | 1922-1923. | Total. |
| I.—DIRECT RECEIPTS. | Rs. | Rs. | Rs. | I—EXTENSIONS AND IMPROVEMENTS. | Rs. | Rs. | Rs. |
| 1. Water-rates from Irrigation ... | 1,23,478 | 4,141 | 1,27,619 | 2. Main Canals and Branches ... | 46,114 | 1,447 | 47,561 |
| 3. Sales of water ... | 15 | ... | 15 | | | | |
| 5. Plantations ... | 29,940 | { 120 | { 32,423 | II.—MAINTENANCE AND REPAIRS. | | | |
| 6. Other canal produce ... | 126 | { 2,363 | { 126 | 1. Head Works ... | 3,416 | ... | 3,416 |
| 8. Navigation ... | 143 | ... | 144 | 2. Main Canals and Branches ... | 5,29,266 | 32,998 | 5,62,264 |
| 9. Rents of Buildings ... | 2,395 | 1 | 2,397 | Total ... | 5,32,682 | 32,998 | 5,65,680 |
| 10. Fines ... | 2,395 | 2 | 2,397 | | | | |
| 11. Miscellaneous Receipts ... | 15,857 | 631 | 16,488 | IV.—ESTABLISHMENT. | | | |
| Deduct—Refunds ... | 150 | ... | 150 | 1 & 2. Direction and Accounts ... | 3,42,723 | 30,954 | 2,73,677 |
| Total ... | 1,71,804 | 7,258 | 1,79,062 | 3. Executive ... | 3,42,723 | 30,954 | 2,73,677 |
| II.—INDIRECT RECEIPTS | | | | Total ... | 2,42,723 | 30,954 | 2,73,677 |
| Irrigation share of Land Revenue collected in the Civil Department. | 34,39,096 | 1,35,008 | 35,74,104 | V.—TOOLS AND PLANT ... | 5,073 | 767 | 5,840 |
| 4 per cent. on $\frac{9}{10}$ ths of the proceeds from sales of occupancy rights per Government of India Nos. 53 and 58-A. I., dated respectively 20th June and 1st August 1889, communicated in Government Resolution No. 1209, dated 10th July, and No. 1913, dated 7th November 1889 ... | 72,564 | 3,551 | 76,115 | VI.—REFUNDS OF REVENUE ... | 40 | ... | 40 |
| Total ... | 35,11,660 | 1,38,559 | 36,50,219 | Total ... | 8,26,632 | 66,166 | 8,92,798 |
| Total Receipts ... | 36,83,464 | 1,45,817 | 38,29,281 | Share of Collection Charges in the Civil Department ... | 2,61,544 | 8,349 | 2,69,893 |
| <i>Note.</i> —Loss to the canal on account of difference between assessment of water-rates on jaghir lands and assessment at the ordinary rates in force for Government lands noted here per Government of India letter No. 233-L, dated 14th June 1883, communicated under Government Resolution No. 430, dated 11th August 1883 :- | | | | Total Direct Charges ... | 10,88,176 | 74,515 | 11,62,691 |
| To end of 1921-1922 . 7,42,163 | | | | Indirect Charges debitable to Revenue Account as per Account No. 5 ... | 36,301 | 4,678 | 40,979 |
| Loss for 1922-1923... 19,472 | | | | Total, Charges ... | 11,24,477 | 79,193 | 12,03,670 |
| Total 7,61,635 | | | | Balance Net Revenue ... | 25,58,987 | 66,624 | 26,25,611 |
| Grand Total ... | 36,83,464 | 1,45,817 | 38,29,281 | Grand Total ... | 36,83,464 | 1,45,817 | 38,29,281 |

N.B.—Construction Estimate closed on 31st March 1882—vide Government Resolution No. 1411, dated 12th September 1893
Completion Report approved in Government Resolution No. 1229, dated 1st August 1894.

IRRIGATION BRANCH.

BOMBAY PRESIDENCY

PUBLIC WORKS DEPARTMENT.

ADMINISTRATIVE ACCOUNTS FOR THE YEAR 1922-1923.

MARAK GREAT CANAL

CANAL PROJECT.

No. 4.—Interest Account for, and to end of, 1922-1923.

| | Amount Rs. | | Amount Rs. |
|--|---------------|--|---------------|
| Total interest charges to end of 1921-1922 | 3,98,988 | Net Revenue realized to end of 1921-1922 | 25,58,987 |
| Interest charges for the year 1922-1923 | 18,722 | Net Revenue realized during 1922-1923 | 66,624 |
| On Rs. 2,07,436 outlay to end of the year 1916-17 at the average rate 3.3252 per cent. | Rs. 6,897 | | 26,25,611 |
| On subsequent outlay ... | 11,825 | Balance net interest charges ... | 22,07,901 |
| Total ... | 4,17,710 | Total ... | 4,17,710 |

No. 5.—Account of Indirect Charges for, and to end of, 1922-1923.

| Particulars. | Previous. | 1922-1923. | Total. |
|--|-----------|------------|--------|
| | Rs. | Rs. | Rs. |
| CAPITAL— | | | |
| 1. Capitalized Abatement of Land Revenue... | 1,554 | | 1,554 |
| 2. Leave and Pension Allowances ... | 13,957 | 321 | 14,278 |
| 3. Audit and Accounts Establishment ... | | 65 | 65 |
| Total ... | 15,511 | 386 | 15,897 |
| REVENUE— | | | |
| 1. Capitalized Abatement of Land Revenue ... | 772 | | 772 |
| 2. Leave and Pension Allowances ... | 35,283 | 4,334 | 39,617 |
| 3. Audit and Accounts Establishment ... | 246 | 344 | 590 |
| Total ... | 36,301 | 4,678 | 40,979 |

PUBLIC WORKS DEPARTMENT.
ADMINISTRATIVE ACCOUNTS FOR THE YEAR 1922-23.

MABAK GREAT CANAL.

CANAL PROJECT.

No. 6.—Statement comparing Charges to date with sanctioned Estimates.

| Particulars. | Charges against Closed Sanction. | | | Current Sanctions. | | | Total charges to date against old and current sanctions. | Remarks. |
|--|--|---|-----------------|--------------------|--------------------------------|------------------------------|--|----------|
| | Expenditure against construction Estimate. | Expenditure against open capital sanctions. | Total. | Charges to date. | Amount of sanctioned estimate. | Unspent balance of estimate. | | |
| | Rs. | Rs. | Rs. | Rs. | Rs. | Rs. | Rs. | |
| DIRECT CHARGES. | | | | | | | | |
| Works | 1,59,516 | 1,70,263 | 3,29,779 | 6,523 | 16,515 | 9,992 | 3,86,302 | |
| Establishment ... | 32,719 | 52,953 | 85,672 | 2,290 | 3,551 | 1,261 | 87,962 | |
| Tools and Plant ... | 1,445 | 1,940 | 3,385 | 103 | 248 | 145 | 3,488 | |
| Total ... | 1,93,680 | 2,25,156 | 4,18,836 | 8,916 | 20,314 | 11,398 | 4,27,752 | |
| <i>Less—Receipts on Capital Account...</i> | 80 | ... | 80 | ... | ... | ... | 80 | |
| Net Total ... | 1,93,600 | 2,25,156 | 4,18,756 | 8,916 | 20,314 | 11,398 | 4,27,672 | |
| INDIRECT CHARGES. | | | | | | | | |
| Capitalized Abatement of Land Revenue ... | 942 | 612 | 1,554 | ... | 440 | 440 | 1,554 | |
| Leave and Pension Allowances ... | 6,544 | 7,413 | 13,957 | 321 | 497 | 176 | 14,278 | |
| Audit and Accounts Establishment ... | ... | ... | ... | 65 | 165 | 100 | 65 | |
| Total ... | 7,486 | 8,025 | 15,511 | 386 | 1,102 | 716 | 15,897 | |
| Grand Total ... | 2,01,086 | 2,33,181 | 4,34,267 | 9,302 | 21,416 | 12,114 | 4,43,569 | |

Government Resolution (Public Works Department), No. 2114, dated 27th September 1923.

IRRIGATION BRANCH.

BOMBAY PRESIDENCY.

PUBLIC WORKS DEPARTMENT.
ADMINISTRATIVE ACCOUNTS FOR THE YEAR 1922-1923.

SARFRAZWA'H CANAL.

CANAL PROJECT.

No. 3.—Revenue Account for, and to end of, 1922-1923.

| Receipts. | TOTAL. | | | Charges. | TOTAL. | | |
|---|-----------|-----------------|-----------|--|-----------|------------|-----------|
| | Previous. | 1922-1923. | Total. | | Previous. | 1922-1923. | Total. |
| I.—DIRECT RECEIPTS. | Rs. | Rs. | Rs. | I.—EXTENSIONS AND IMPROVEMENTS. | Rs. | Rs. | Rs. |
| 1. Water-rates from Irrigation ... | 75,616 | 3,031 | 78,647 | 2. Main Canals and Branches ... | 42,953 | ... | 42,953 |
| 6. Plantations... 6. Other canal produce | 23,779 | { 42 988} | 24,809 | | | | |
| 8. Navigation ... | 62 | ... | 62 | II.—MAINTENANCE AND REPAIRS. | | | |
| 9. Rents of buildings ... | 7 | ... | 7 | 2. Main Canals and Branches ... | 3,72,396 | 11,938 | 3,84,334 |
| 10. Fines ... | 425 | ... | 425 | 4. Drainage and Protective Works ... | 6,778 | ... | 6,778 |
| 11. Miscellaneous Receipts... | 8,045 | 320 | 8,365 | Total ... | 3,79,174 | 11,938 | 3,91,112 |
| 12. Deduct—Refunds... | -1 | ... | -1 | IV.—ESTABLISHMENT. | | | |
| Total ... | 1,07,933 | 4,381 | 1,12,314 | 1 & 2. Direction and Accounts ... | 1,47,525 | 10,367 | 1,57,892 |
| II.—INDIRECT RECEIPTS. | | | | 3. Executive ... | ... | ... | ... |
| Irrigation share of Land Revenue collected in the Civil Department ... | 11,82,178 | 37,084 | 12,19,262 | Total ... | 1,47,525 | 10,367 | 1,57,892 |
| 4 per cent. on $\frac{2}{3}$ ths of the proceeds from sales of occupancy rights per Government of India Nos. 53 and 58-A. I., dated respectively 20th June and 1st August 1889, communicated in Government Resolution No. 1209, dated 10th July, and No. 1913, dated 7th November 1889 ... | 33,310 | 1,385 | 34,695 | V.—TOOLS AND PLANT... | 2,505 | 261 | 2,766 |
| Total ... | 1,215,488 | 38,469 | 12,53,957 | VI.—REFUNDS OF REVENUE ... | 4 | ... | 4 |
| Total Receipts ... | 13,23,421 | 42,850 | 13,66,271 | Total ... | 5,72,161 | 22,566 | 5,94,727 |
| <i>Note.</i> —Loss to the canal on account of difference between assessment of water-rates on jaghir lands and assessment at the ordinary rates in force for Government lands noted here per Government of India letter No. 233-I., dated 14th June 1883, communicated under Government Resolution No. 400, dated 11th August 1883 :— | | | | Share of Collection Charges in the Civil Department ... | 91,220 | 2,407 | 93,627 |
| Rs. | | | | Total Direct Charges ... | 6,63,381 | 24,973 | 6,88,354 |
| To end of 1921-1922...3,76,042 | | | | Indirect Charges debitable to Revenue Account as per Account No. 5 ... | 23,564 | 1,570 | 25,134 |
| Loss for 1922-1923 ... 5,926 | | | | Total Charges .. | 6,86,945 | 26,543 | 7,13,488 |
| Total... 3,81,968 | | | | Balance Net Revenue ... | 6,36,476 | 16,307 | 6,52,783 |
| Grand Total ... | 13,23,421 | 42,850 | 13,66,271 | Grand Total ... | 13,23,421 | 42,850 | 13,66,271 |

N.B.—Last Capital Account detailed in the Administrative Accounts for 1881-82. Construction Estimate closed on 31st March 1876—vide Government Resolution No. 1411, dated 12th September 1893. Completion Report approved in Government Resolution, No. 1229, dated 1st August 1894.

IRRIGATION BRANCH.

BOMBAY PRESIDENCY.

PUBLIC WORKS DEPARTMENT.

ADMINISTRATIVE ACCOUNTS FOR THE YEAR 1922-1923.

SURFRAZWAH CANAL.

CANAL PROJECT.

No. 4.—Interest Account for, and to end of, 1922-1923.

| | Amount Rs. | | Amount Rs. |
|---|---------------|---|---------------|
| Total interest charges to end of 1921-1922. | 2,21,980 | Net Revenue realized to end of 1921-1922. | 6,36,476 |
| Interest charges for the year 1922-1923 on Rs. 1,18,559 outlay to end of the year 1916-17 at the average rate 3.3252 per cent. | 3,942 | | 16,307 |
| | | Net Revenue realized during 1922-1923... | 6,52,783 |
| Subsequent outlay—Nil. | | Balance net interest charges | 4,26,861 |
| Total ... | 2,25,922 | Total ... | 2,25,922 |

No. 5.—Account of Indirect Charges for, and to end of, 1922-1923.

| Particulars. | Previous. | 1922-1923. | Total. |
|--|-----------|------------|--------|
| | Rs. | Rs. | Rs. |
| REVENUE— | | | |
| 1. Capitalized abatement of Land Revenue ... | 1,278 | | 1,278 |
| 2. Leave and Pension Allowances ... | 22,069 | 1,451 | 23,520 |
| 3. Audit and Accounts Establishment... | 217 | 119 | 336 |
| Total ... | 23,564 | 1,570 | 25,134 |

IRRIGATION BRANCH.

BOMBAY PRESIDENCY.

PUBLIC WORKS DEPARTMENT.

ADMINISTRATIVE ACCOUNTS FOR THE YEAR 1922-1923.

FULELI CANAL.

CANAL PROJECT.

No. 2.—Capital Account for, and to end of, 1922-1923.

| Heads of Account. | DIRECT CHARGES. | | | Cost of construction as now estimated (construction estimate closed on 31st March 1895). | Expenditure against closed estimates. |
|---|-----------------|------------|-----------|--|---------------------------------------|
| | Previous. | 1922-1923. | Total. | | |
| I.—WORKS. | Rs. | Rs. | Rs. | Rs. | Rs. |
| (1) <i>Head Works.</i> | | | | | |
| C. Works | 66,278 | ... | 66,278 | 66,278 | 66,278 |
| K. Buildings | 4,012 | ... | 4,012 | 4,012 | 4,012 |
| Total Head Works ... | 70,290 | ... | 70,290 | 70,290 | 70,290 |
| (2) <i>Main Canal and Branches.</i> | | | | | |
| A. Preliminary Expenses ... | 43,303 | 5,000 | 48,303 | 71,483 | 43,303 |
| B. Land | 7,456 | ... | 7,456 | 7,456 | 7,456 |
| D. Regulators | 4,53,200 | 1,70,955 | 6,24,155 | 8,00,626 | 2,13,773 |
| G. Bridges | 36,992 | ... | 36,992 | 36,992 | 36,992 |
| H. Escapes | 2,44,313 | ... | 2,44,313 | 2,44,313 | 2,44,313 |
| K. Buildings | 45,000 | 8,003 | 53,003 | 69,401 | 44,073 |
| L. Earth-work | 8,30,837 | ... | 8,30,837 | 8,30,837 | 8,30,837 |
| O. Miscellaneous | 26,347 | ... | 26,347 | 26,347 | 26,347 |
| Total Main Canals and Branches ... | 16,87,448 | 1,83,958 | 18,71,406 | 20,87,455 | 14,47,094 |
| (3) <i>Distributaries.</i> | | | | | |
| B. Land | 667 | ... | 667 | 667 | 667 |
| C. Works | 65,540 | ... | 65,540 | 65,540 | 65,540 |
| L. Earth-work | 32,160 | ... | 32,160 | 32,160 | 32,160 |
| Total Distributaries ... | 98,367 | ... | 98,367 | 98,367 | 98,367 |
| Total I—Works ... | 18,56,105 | 1,83,958 | 20,40,063 | 22,56,112 | 16,15,751 |
| II.—ESTABLISHMENT. | | | | | |
| 1 & 2. Direction and Accounts ... | 4,31,452 | 64,573 | 4,96,025 | 5,03,648 | 3,50,001 |
| 3: Executive | | | | | |
| Total Establishment ... | 4,31,452 | 64,573 | 4,96,025 | 5,03,648 | 3,50,001 |
| III.—TOOLS AND PLANT ... | 11,772 | 2,913 | 14,685 | 23,540 | 9,398 |
| IV.—Suspense Accounts ... | | ... | | | |
| Grand Total ... | 22,99,329 | 2,51,444 | 25,50,773 | 27,83,300 | 19,75,150 |
| V.—Less Receipts on Capital Account. | 504 | ... | 504 | 504 | 504 |
| Net Outlay ... | 22,98,825 | 2,51,444 | 25,50,269 | 27,82,796 | 19,74,646 |
| <i>Apportionment.</i> | | | | | |
| Chargeable to 43.—Minor Works and Navigation ... | 21,22,765 | ... | 21,22,765 | 27,82,796 | 19,74,646 |
| Chargeable to 55.—Construction of Irrigation Works. ... | 1,76,060 | 2,51,444 | 4,27,504 | | |
| Total ... | 22,98,825 | 2,51,444 | 25,50,269 | 27,82,796 | 19,74,646 |

IRRIGATION BRANCH.

BOMBAY PRESIDENCY.

PUBLIC WORKS DEPARTMENT.

ADMINISTRATIVE ACCOUNTS FOR THE YEAR 1922-1923.

FULELI CANAL.

CANAL PROJECT.

No. 3.—Revenue Account for, and to end of, 1922-1923.

| Receipts. | Total. | | | Charges. | Total. | | |
|---|--------------------|-----------------|--------------------|--|------------------|-----------------|------------------|
| | Previous. | 1922-1923. | Total. | | Previous. | 1922-1923. | Total. |
| | Rs. | Rs. | Rs. | | Rs. | Rs. | Rs. |
| I.—DIRECT RECEIPTS. | | | | I.—EXTENSIONS AND IMPROVEMENTS. | | | |
| 1. Water-rates from Irrigation ... | 15,07,821 | 45,517 | 15,53,338 | 2. Main Canals and Branches. ... | 4,17,020 | 13,102 | 4,30,122 |
| 3. Sales of water ... | 3,573 | 148 | 3,721 | 3. Distributaries ... | 28,517 | ... | 28,517 |
| 5. Plantations ... | 1,81,161 | 191 | 1,92,541 | Total ... | 4,45,537 | 13,102 | 4,58,639 |
| 6. Other canal produce ... | | 11,189 | | | | | |
| 8. Navigation ... | 74,867 | 954 | 75,821 | II.—MAINTENANCE AND REPAIRS. | | | |
| 9. Rents of buildings. | 7,716 | 19 | 7,735 | 1. Head Works ... | 169 | ... | 169 |
| 10. Fines ... | 17,098 | 2,109 | 19,207 | 2. Main Canals and Branches ... | 56,33,155 | 1,19,690 | 57,52,845 |
| 11. Miscellaneous Receipts ... | 1,95,030 | 7,458 | 2,02,488 | 3. Distributaries ... | 1,155 | ... | 1,155 |
| 12. Deduct—Refunds... | 347 | 862 | 1,209 | Total ... | 56,34,479 | 1,19,690 | 57,54,169 |
| Total .. | 19,86,919 | 66,723 | 20,53,642 | IV.—ESTABLISHMENT. | | | |
| II.—INDIRECT RECEIPTS | | | | 1 & 2. Direction and Accounts ... | 18,68,964 | 1,30,799 | 19,99,763 |
| Irrigation share of Land Revenue collected in the Civil Department ... | 2,09,86,233 | 6,53,101 | 2,16,39,334 | Total ... | 18,68,964 | 1,30,799 | 19,99,763 |
| per cent. on $\frac{9}{10}$ ths of the proceeds from sales of occupancy rights per Government of India Nos. 53 and 53-A. I., dated respectively 20th June and 1st August 1889, communicated in Government Resolution No. 1209, dated 10th July, and No. 1913, dated 7th November 1889 ... | 3,01,940 | 21,436 | 3,23,376 | V.—TOOLS AND PLANT ... | 47,537 | 3,348 | 50,885 |
| Total ... | 2,12,88,173 | 6,74,537 | 2,19,62,710 | Carried over ... | 79,96,517 | 2,66,939 | 82,63,456 |
| Total, Receipts ... | 2,32,75,092 | 7,41,260 | 2,40,16,352 | | | | |
| Carried over ... | 2,32,75,092 | 7,41,260 | 2,40,16,352 | | | | |

IRRIGATION BRANCH

BOMBAY PRESIDENCY.

PUBLIC WORKS DEPARTMENT.

ADMINISTRATIVE ACCOUNTS FOR THE YEAR 1922-1923.

FULELI CANAL.

CANAL PROJECT.

No. 3.—Revenue Account for, and to end of, 1922-1923—continued.

| Receipts. | Total. | | | Charges. | Total. | | |
|------------------|-------------|------------|-------------|--|-------------|------------|-------------|
| | Previous. | 1922-1923. | Total. | | Previous. | 1922-1923. | Total. |
| | Rs. | Rs. | Rs. | | Rs. | Rs. | Rs. |
| Brought over ... | 2,32,75,092 | 7,41,260 | 2,40,16,352 | Brought over ... | 79,96,517 | 2,66,939 | 82,63,456 |
| | | | | VI.—REFUNDS OF REVENUE ... | 3,730 | ... | 3,730 |
| | | | | Suspense Account ... | 7,344 | —4,552 | 2,792 |
| | | | | Deduct Recoveries on Revenue Account ... | —68 | —60 | —128 |
| | | | | Total ... | 80,07,523 | 2,62,327 | 82,69,850 |
| | | | | Share of Collection Charges in the Civil Department ... | 16,82,252 | 42,035 | 17,24,287 |
| | | | | Total, Direct Charges ... | 96,89,775 | 3,04,362 | 99,94,137 |
| | | | | Indirect Charges debitable to Revenue Account as per Account No. 5 ... | 3,07,540 | 19,993 | 3,27,533 |
| | | | | Total, Charges ... | 99,97,315 | 3,24,355 | 1,03,21,670 |
| | | | | Balance Net Revenue ... | 1,32,77,777 | 4,16,905 | 1,36,94,682 |
| Grand Total ... | 2,32,75,092 | 7,41,260 | 2,40,16,352 | Grand Total ... | 2,32,75,092 | 7,41,260 | 2,40,16,352 |

Note.—Loss to the canal on account of difference between assessment of water-rates on jaghir lands and assessment at the ordinary rates in force for Government lands noted here per Government of India letter No. 233-I, dated 14th June 1883, communicated under Government Resolution No. 400, dated 11th August 1883.

Rs.
To end of 1921-1922. 63,39,558
Loss for 1922-1923. 1,79,366
Total ... 65,18,944

N.B.—Construction Estimate closed on 31st March 1893—vide Government Resolution No. 1035, dated 27th June 1894. Completion Report approved in Government Resolution No. 1035, dated 27th June 1894.

IRRIGATION BRANCH.

BOMBAY PRESIDENCY.

PUBLIC WORKS DEPARTMENT.

ADMINISTRATIVE ACCOUNTS FOR THE YEAR 1922-1923.

FULELI CANAL—continued.

CANAL PROJECT.

No. 4.—Interest Account for, and to end of, 1922-1923.

| | Amount Rs. | | Amount Rs. |
|--|---------------|--|------------------|
| Total interest charges to end of 1921-1922 | 30,30,757 | Net Revenue realized to end of 1921-1922 | 1,32,77,777 |
| Interest charges for the year 1922-1923 | 91,396 | Net Revenue realized during 1922-1923. | 4,16,905 |
| On Rs. 19,24,515 outlay to end of the year 1916-17 at the average rate 3.3252 p-r cent. | 63,994 | | |
| On subsequent outlay Rs. 5,00,032 (from 1917-18 to 1921-22 and half of 1922-23) at the average rate 5.48 per cent. | 27,402 | Balance net interest charges | ... -1,05,72,529 |
| Total ... | 31,22,153 | | 31,22,153 |

No. 5.—Account of Indirect Charges for, and to end of, 1922-1923.

| Particulars. | Previous. | 1922-1923. | Total. |
|--|------------|------------|------------|
| CAPITAL— | | | |
| 1. Capitalized abatement of Land Revenue | Rs. 14,412 | Rs. 818 | Rs. 15,230 |
| 2. Leave and Pension Allowances | 69,773 | 9,040 | 78,913 |
| 3. Audit and Accounts Establishment | 1,291 | 1,840 | 3,131 |
| Total ... | 85,576 | 11,698 | 97,274 |
| REVENUE— | | | |
| 1. Capitalized abatement of Land Revenue | 17,146 | 353 | 17,499 |
| 2. Leave and Pension Allowances | 2,88,775 | 18,312 | 3,07,087 |
| 3. Audit and Accounts Establishment | 1,619 | 1,328 | 2,947 |
| Total ... | 3,07,540 | 19,993 | 3,27,533 |

No. 6.—Statement comparing Charges to date with sanctioned Estimate.

| Particulars. | Charges against Closed Sanctions. | | | Current Sanctions. | | | Total charges to date against old and current sanctions. | Remarks. |
|--|--|---|---------------|--------------------|--------------------------------|------------------------------|--|----------|
| | Expenditure against construction estimate. | Expenditure against open capital sanctions. | Total. | Charges to date. | Amount of sanctioned estimate. | Unspent balance of estimate. | | |
| DIRECT CHARGES. | | | | | | | | |
| Works | Rs. 9,84,801 | Rs. 6,30,950 | Rs. 16,15,751 | Rs. 4,24,312 | Rs. 6,40,361 | Rs. 2,16,049 | Rs. 20,40,063 | |
| Establishment | 2,00,468 | 1,49,533 | 3,50,001 | 1,46,024 | 1,53,647 | 7,623 | 4,96,025 | |
| Tools and Plant | 1,325 | 8,073 | 9,398 | 5,287 | 14,142 | 8,855 | 14,685 | |
| Total ... | 11,86,594 | 7,88,556 | 19,75,150 | 5,75,623 | 8,08,150 | 2,32,527 | 25,50,773 | |
| Less—Receipts on Capital Account. | 21 | 483 | 504 | ... | ... | ... | 504 | |
| Net Total ... | 11,86,573 | 7,88,073 | 19,74,646 | 5,75,623 | 8,08,150 | 2,32,527 | 25,50,269 | |
| INDIRECT CHARGES. | | | | | | | | |
| Capitalized Abatement of Land Revenue. | 6,800 | 7,612 | 14,412 | 818 | 5,727 | 4,909 | 15,230 | |
| Leave and Pension Allowances. | 37,536 | 20,933 | 58,469 | 20,444 | 21,510 | 1,066 | 78,913 | |
| Audit and Accounts... | ... | ... | ... | 3,131 | 535 | -2,596 | 3,131 | |
| Total ... | 44,336 | 28,545 | 72,881 | 24,393 | 27,772 | 3,379 | 97,274 | |
| Grand Total ... | 12,30,909 | 8,16,618 | 20,47,527 | 6,00,016 | 8,35,922 | 2,35,906 | 26,47,543 | |

Rs.
 G. O. (P.W.D.) No. 15,863 dated 7th November 1921 ... 7,51,848
 G. R. (P.W.D.) No. 1563 dated 14th November 1922 ... 32,792
 G. R. (P.W.D.) No. 1971 dated 6th March 1913 ... 51,842
 8,35,922

IRRIGATION BRANCH

BOMBAY PRESIDENCY

PUBLIC WORKS DEPARTMENT.

ADMINISTRATIVE ACCOUNTS FOR THE YEAR 1922-1923.

HASANALIWAH CANAL

CANAL PROJECT.

No. 3.—Revenue Account for, and to end of, 1922-1923.

| Receipts. | Total. | | | Charges. | Total. | | |
|---|-----------|------------|----------|--|-----------|------------|----------|
| | Previous. | 1922-1923. | Total. | | Previous. | 1922-1923. | Total. |
| I.—DIRECT RECEIPTS. | Rs. | Rs. | Rs. | I.—EXTENSIONS AND IMPROVEMENTS. | Rs. | Rs. | Rs. |
| 1. Water-rates from Irrigation ... | 2,486 | —3 | 2,483 | 2. Main Canals and Branches ... | 25,190 | 148 | 25,338 |
| 5. Plantations ... | 3 | ... | 3 | | | | |
| 6. Other canal produce ... | 2,986 | 590 | 3,576 | II.—MAINTENANCE AND REPAIRS. | | | |
| 9. Rents of buildings. | 1 | ... | 1 | 2. Main Canals and Branches ... | 2,18,704 | 21,967 | 2,40,671 |
| 10. Fines ... | 839 | 38 | 877 | | | | |
| 11. Miscellaneous receipts ... | 4,561 | —193 | 4,368 | IV.—ESTABLISHMENT. | | | |
| Total ... | 10,876 | 432 | 11,308 | 1. & 2. Direction and Accounts ... | 88,707 | 16,652 | 1,05,359 |
| | | | | 3. Executive ... | | | |
| II.—INDIRECT RECEIPTS. | | | | Total .. | 88,707 | 16,652 | 1,05,359 |
| Irrigation share of Land Revenue collected in the Civil Department ... | 6,84,268 | 39,270 | 7,23,538 | V.—TOOLS AND PLANT ... | 2,589 | 385 | 2,974 |
| 4 per cent. on $\frac{9}{10}$ ths of the proceeds from sales of occupancy rights per Government of India Nos. 53 and 58 A. I., dated respectively 20th June and 1st August 1889, communicated in Government Resolution No. 1209, dated 10th July, and No. 1913, dated 7th November 1889 ... | 8,207 | 724 | 8,931 | Total ... | 3,85,190 | 39,152 | 3,74,342 |
| Total ... | 6,92,475 | 39,994 | 7,32,469 | Share of Collection Charges in the Civil Department ... | 41,252 | 2,326 | 43,578 |
| Total, Receipts ... | 7,03,351 | 40,426 | 7,43,777 | Total Direct Charges ... | 3,76,442 | 41,478 | 4,17,920 |
| <i>Note.</i> —Loss to the canal on account of difference between assessment of water rates on jaghir lands and assessment at the ordinary rates in force for Govt. lands noted here per Govt. of India letter No. 233-I., dated 14th June 1883, communicated under Government Resolution No. 400, dated 11th August 1883 :— | | | | Indirect Charges debitable to Revenue Account as per Account No. 5 ... | 12,586 | 2,552 | 15,138 |
| Rs. | | | | Total Charges ... | 3,89,028 | 44,030 | 4,33,053 |
| To end of 1921-1922 ... | 33,263 | | | Balance Net Revenue ... | 3,14,323 | —3,604 | 3,10,719 |
| Loss for 1922-1923 ... | 1,170 | | | | | | |
| Total ... | 34,433 | | | | | | |
| Grand Total ... | 7,03,351 | 40,426 | 7,43,777 | Grand Total ... | 7,03,351 | 40,426 | 7,43,777 |

N.B.—Last Capital Account detailed in the Administrative Accounts for 1911-12. Construction Estimate closed on 31st March 1907—vide Government Resolution No. 1802, dated 15th July 1907. Completion Report approved in Government Resolution No. 1802, dated 15th July 1907.

IRRIGATION BRANCH.

BOMBAY PRESIDENCY.

PUBLIC WORKS DEPARTMENT.

ADMINISTRATIVE ACCOUNTS FOR THE YEAR 1922-1923.

HASANALIWAH CANAL.

CANAL PROJECT.

No. 4.—Interest Account for, and to end of, 1922-1923.

| | Amount. | | Amount. |
|---|----------|---|-----------|
| | Rs. | | Rs. |
| Total interest charges to end of 1921-22. | 1,81,857 | Net Revenue realized to end of 1921-22. | 3,14,323 |
| Interest charges for the year 1922-23 ... | 9,641 | Net Revenue realized during 1922-23 ... | —3,604 |
| On Rs. 2,89,929 outlay to end of the year 1916-17 at the average rate 3.3252 per cent. | | | 3,10,719 |
| Subsequent Outlay <i>nil</i> | ... | Balance net interest charges ... | —1,19,221 |
| Total ... | 1,91,498 | Total ... | 1,91,498 |

No. 5.—Account of Indirect Charges for, and to end of, 1922-1923.

| Particulars. | Previous. | 1922-1923. | Total. |
|--|-----------|------------|--------|
| | Rs. | Rs. | Rs. |
| REVENUE— | | | |
| 1. Capitalized Abatement of Land Revenue ... | | | |
| 2. Leave and Pension Allowances | 12,419 | 2,331 | 14,750 |
| 3. Audit and Accounts | 167 | 221 | 388 |
| Total ... | 12,586 | 2,552 | 15,138 |

IRRIGATION BRANCH.

BOMBAY PRESIDENCY.

PUBLIC WORKS DEPARTMENT.

ADMINISTRATIVE ACCOUNTS FOR THE YEAR 1922-23.

NAULAKHI CANAL.

CANAL PROJECT.

No. 3.—Revenue Account for, and to end of, 1922-23.

| Receipts. | Total. | | | Charges. | Total. | | |
|---|-----------|------------|----------|---|-----------|------------|--------|
| | Previous. | 1922-1923. | Total. | | Previous. | 1922-1923. | Total. |
| | Rs. | Rs. | Rs. | | Rs. | Rs. | Rs. |
| I.—DIRECT RECEIPTS. | | | | I.—EXTENSIONS AND IMPROVEMENTS. | | | |
| 1. Water-rates from Irrigation ... | ... | 435 | 435 | 2. Main Canals and Branches ... | ... | 276 | 276 |
| 6. Other canal produce ... | ... | 197 | 197 | | | | |
| 8. Navigation ... | ... | 45 | 45 | | | | |
| 10. Fines ... | ... | 20 | 20 | II.—MAINTENANCE AND REPAIRS. | | | |
| 11. Miscellaneous receipts ... | ... | 180 | 180 | 2. Main Canals and Branches ... | ... | 25,955 | 25,955 |
| Total ... | ... | 877 | 877 | | | | |
| II.—INDIRECT RECEIPTS. | | | | IV.—ESTABLISHMENT. | | | |
| Irrigation share of Land Revenue collected in the Civil Department ... | ... | 1,47,639 | 1,47,639 | 1 & 2. Direction and Accounts 3. Executive | ... | 18,416 | 18,416 |
| 4 per cent, on 9/10ths of the proceeds from sales of occupancy rights per Government of India Nos. 53 and 58-A. L., dated respectively 20th June and 1st August 1889, communicated in Government Resolution No. 1209, dated 10th July, and No. 1913, dated 7th November 1889. | ... | 718 | 718 | Total ... | ... | 18,416 | 18,416 |
| Total ... | ... | 1,48,357 | 1,48,357 | V.—TOOLS AND PLANT. | ... | 415 | 415 |
| Total Receipts ... | ... | 1,49,234 | 1,49,234 | Total ... | ... | 45,062 | 45,062 |
| Carried over ... | ... | 1,49,234 | 1,49,234 | Carried over ... | ... | 45,062 | 45,062 |

IRRIGATION BRANCH.

BOMBAY PRESIDENCY.

PUBLIC WORKS DEPARTMENT.

ADMINISTRATIVE ACCOUNTS FOR THE YEAR 1922-1923.

NAULAKHI CANAL.

CANAL PROJECT.

No. 3.—Revenue Account for, and to end of, 1922-23.

| Receipts. | Total. | | | Charges. | Total. | | |
|--|-----------|------------|----------|---|-----------|------------|----------|
| | Previous. | 1922-1923. | Total. | | Previous. | 1922-1923. | Total. |
| | Rs. | Rs. | Rs. | | Rs. | Rs. | Rs. |
| Brought over ... | ... | 1,49,234 | 1,49,234 | Brought over ... | ... | 45,062 | 45,062 |
| <i>Notes.</i> —Loss to the canal on account of difference between assessment of water-rates on jaghir lands and assessment at the ordinary rates in force for Government lands noted here per Government of India Letter No. 293-I., dated 14th June 1893, communicated under Government Resolution No. 400, dated 11th August 1893. | | | | Share of collection charges in the Civil Department ... | ... | 8,884 | 8,884 |
| | | | | Direct charges ... | ... | 53,946 | 53,946 |
| | | | | Indirect Charges debitable to Revenue Accounts as per Account No. 5 ... | ... | 2,840 | 2,840 |
| | | | | Total Charges... | ... | 56,786 | 56,786 |
| | | | | Balance Net Revenue . | ... | 92,448 | 92,448 |
| Rs. To end of 1921-1922 | | | | | | | |
| Loss for 1922-1923 ... 4,657 | | | | | | | |
| Total ... 4,657 | | | | | | | |
| Grand Total ... | ... | 1,49,234 | 1,49,234 | Grand Total ... | ... | 1,49,234 | 1,49,234 |

N.B.—Last Capital Account the abandoned project detailed in the Administrative Accounts for 1903-1904.

IRRIGATION BRANCH.

BOMBAY PRESIDENCY.

PUBLIC WORKS DEPARTMENT.

ADMINISTRATIVE ACCOUNTS FOR THE YEAR 1922-1923.

IRRIGATION WORKS—NAULAKHI CANAL.

CANAL PROJECT.

No. 4.—Interest Account for, and to end of, 1922-1923.

| | Amount | | Amount |
|---|--------|--|----------|
| | Rs. | | Rs. |
| Total interest charges to end of 1921-1922 ... | 3,308 | Net revenue realized to end of 1921-1922 ... | ... |
| Interest charges for the year 1922-1923 ... | 170 | Do. during 1922-1923 ... | 92,448 |
| On Rs. 5,112 capital outlay to end of the year 1916-17 at the average rate 3.3252 per cent. | | | 92,448 |
| Subsequent outlay nil. | | Balance net interest charges ... | - 88,970 |
| Total ... | 3,478 | Total ... | 3,478 |

No. 5.—Account of Indirect Charges for, and to end of, 1922-1923.

| Particulars. | Previous. | 1921-1922. | Total. |
|--|-----------|------------|--------|
| | Rs. | Rs. | Rs. |
| CAPITAL— | | | |
| 1. Capitalized abatement of Land Revenue ... | | | |
| 2. Leave and Pension Allowances ... | 33 | | 33 |
| 3. Audit and Accounts ... | | | |
| Total ... | 33 | | 33 |
| REVENUE | | | |
| 1. Capitalized abatement of Land Revenue ... | | | |
| 2. Leave and Pension Allowances ... | | 2,578 | 2,578 |
| 3. Audit and Accounts ... | | 262 | 262 |
| Total ... | | 2,840 | 2,840 |

IRRIGATION BRANCH.

BOMBAY PRESIDENCY.

PUBLIC WORKS DEPARTMENT.

ADMINISTRATIVE ACCOUNTS FOR THE YEAR 1922-1923.

IRRIGATION WORKS—NAWLAKHI CANAL.

CANAL PROJECT.

No. 6.—Statement comparing Charges to date with sanctioned Estimates.

| Particulars. | CHARGES AGAINST CLOSED SANCTIONS. | | | CURRENT SANCTIONS. | | | Total charges to date against old and current Sanctions. | REMARKS. | |
|--|--|---|--------|--------------------|--------------------------------|------------------------------|--|--|--|
| | Expenditure against construction Estimate. | Expenditure against open Capital Sanctions. | Total. | Charges to date. | Amount of sanctioned Estimate. | Unspent balance of Estimate. | | | |
| | Rs. | Rs. | Rs. | Rs. | Rs. | Rs. | Rs. | | |
| DIRECT CHARGES. | | | | | | | | | |
| Works | ... | ... | ... | 4,876 | 9,72,019 | 9,67,143 | 4,876 | Project sanctioned by the Secretary of State in Despatch No. 51-P. W., dated 5th December 1895, communicated in Government of India No. 4-L, dated 14th January 1896—vide Government Resolution No. W. L-145, dated 30th idem. The date for the construction of the work extended for a further period of 5 years from 6th December 1910, vide Government of India letter No. 1270-I., dated 21st December 1910, communicated in Government Resolution (Public Works) No. 79, dated 17th January 1911. | |
| Establishment | ... | ... | ... | 236 | 2,31,493 | 2,31,257 | 236 | | |
| Tools and Plant | ... | ... | ... | ... | 14,423 | 14,423 | ... | | |
| Total | ... | ... | ... | 5,112 | 12,17,935 | 12,12,823 | 5,112 | | |
| Less.—Receipts on Capital Account | ... | ... | ... | ... | ... | ... | ... | | |
| Net Total | ... | ... | ... | 5,112 | 12,17,935 | 12,12,823 | 5,112 | | |
| INDIRECT CHARGES. | | | | | | | | | |
| Capitalized abatement of Land Revenue | ... | ... | ... | ... | 12,470 | 12,470 | ... | | |
| Leave and Pension Allowances | ... | ... | ... | 33 | 32,149 | 32,116 | 33 | | |
| Total | ... | ... | ... | 33 | 44,619 | 44,586 | 33 | | |
| Grand Total | ... | ... | ... | 5,145 | 12,62,554 | 12,57,409 | 5,145 | | |

IRRIGATION BRANCH.

BOMBAY PRESIDENCY.

PUBLIC WORKS DEPARTMENT.

ADMINISTRATIVE ACCOUNTS FOR THE YEAR 1922-23.

KALBI CANAL.

CANAL PROJECT.

No. 2.—Capital Account for, and to end of, 1922-23.

| Heads of Account. | Direct Charges. | | | Cost of Construction as now estimated. | Expenditure against closed estimates. |
|--|-----------------|----------|--------|--|---------------------------------------|
| | Previous. | 1922-23. | Total. | | |
| I.—WORKS. | Rs. | Rs. | Rs. | Rs. | Rs. |
| (2) <i>Main Canals and Branches.</i> | | | | | |
| K. Buildings | | 747 | 747 | 1,248 | |
| Total, Main Canals and Branches... | | 747 | 747 | 1,248 | |
| Total I.—Works ... | (a)60,623 | 747 | 61,370 | 61,871 | 60,623 |
| II.—ESTABLISHMENT. | | | | | |
| 1 and 2. Direction and Accounts ... | } 9,602 | 136 | 9,738 | 9,870 | 9,602 |
| 3. Executive | | | | | |
| Total, Establishment ... | 9,602 | 136 | 9,738 | 9,870 | 9,602 |
| III.—TOOLS AND PLANT ... | 95 | 15 | 110 | 114 | 95 |
| Grand Total ... | 70,320 | 898 | 71,218 | 71,855 | 70,320 |
| V.—Less—Receipts on Capital Account | | | | | |
| Net Outlay ... | 70,320 | 898 | 71,218 | 71,855 | 70,320 |
| <i>Apportionment.</i> | | | | | |
| Chargeable to 55—Construction of Irrigation Works | | 898 | 898 | } 71,855 | 70,320 |
| Chargeable to 15—Other Revenue Expenditure | 70,320 | | 70,320 | | |
| Total ... | 70,320 | 898 | 71,218 | 71,855 | 70,320 |

(a) Previous Capital outlay brought forward as the Canal has been reclassified under the head "55—Construction of Irrigation Work (Productive)" vide G. R. (P. W. D.), No. 1806, dated 19th July 1923.

IRRIGATION BRANCH.

BOMBAY PRESIDENCY.

PUBLIC WORKS DEPARTMENT.

ADMINISTRATIVE ACCOUNTS FOR THE YEAR 1922-23.

No. 3.—Revenue Account for, and to end of, 1922-23.

| Receipts. | Total. | | | Charges. | Total. | | |
|---|-----------|------------|--------|--|-----------|----------|--------|
| | Previous. | 1922-1923. | Total. | | Previous. | 1922-23. | Total. |
| | Rs. | Rs. | Rs. | | Rs. | Rs. | Rs. |
| I.—DIRECT RECEIPTS. | | | | I.—EXTENSIONS AND IMPROVEMENTS ... | ... | 305 | 305 |
| 1. Water-rates from Irrigation ... | ... | 210 | 210 | II.—MAINTENANCE AND REPAIRS ... | ... | 37,553 | 37,553 |
| 5. Plantations ... | ... | ... | ... | IV.—ESTABLISHMENT. | | | |
| 6. Other canal produce ... | ... | 365 | 365 | 1 and 2. Direction and Accounts ... | | 6,883 | 6,883 |
| 11. Miscellaneous receipts ... | ... | 100 | 100 | 3. Executive ... | | 6,883 | 6,883 |
| Total ... | ... | 675 | 675 | Total ... | ... | 6,883 | 6,883 |
| II.—INDIRECT RECEIPTS. | | | | V.—TOOLS AND PLANT. | ... | 804 | 804 |
| Irrigation share of Land Revenue collected in the Civil Department. | ... | 43,697 | 43,697 | Less—Receipts on Revenue Account... | ... | 23 | 23 |
| 4 per cent. on 9/10ths of the proceeds from sales of occupancy rights per Government of India Nos. 53 and 53-A.I., dated respectively 20th June and 1st August 1889, communicated in Government Resolution No. 1209, dated 10th July, and No. 1913, dated 7th November 1889. | ... | 633 | 633 | Total ... | ... | 45,522 | 45,522 |
| Total ... | ... | 44,330 | 44,330 | Share of Collection Charges in the Civil Department ... | ... | 2,634 | 2,634 |
| Total Receipts ... | ... | 45,005 | 45,005 | Indirect Charges debitable to Revenue Account as per Account No. 5 ... | ... | 1,343 | 1,343 |
| <i>Note.</i> —Loss to the canal on account of difference between assessment of water-rates on Jaghir lands and assessment at the ordinary rates in force for Government lands noted here per Government of India Letter No. 233-L., dated 14th June 1883, communicated under Government Resolution No. 400, dated 11th August 1883. | | | | Total Charges ... | ... | 49,499 | 49,499 |
| Rs. | | | | Balance Net Revenue. | ... | 4,494 | 4,494 |
| To end of 1921-22 ... | ... | | | GRAND TOTAL ... | ... | 45,005 | 45,005 |
| Loss for 1922-23 ... | 4,657 | | | | | | |
| | 4,657 | | | | | | |
| Grand Total ... | ... | 45,005 | 45,005 | | | | |

Old work originally classed under "Works for which only Revenue Accounts are kept" has been reclassified under the head "55—Construction of Irrigation Works" according to the instructions given in paragraph 18 of the Government of India, P.W.D. Circular No. 3-P.W.D. dated 24th September 1921.

IRRIGATION BRANCH.

BOMBAY PRESIDENCY.

PUBLIC WORKS DEPARTMENT.

ADMINISTRATIVE ACCOUNTS FOR THE YEAR 1922-23.

IRRIGATION WORKS.

KALRI CANAL.

CANAL PROJECT.

No. 4.—Interest Account for, and to end of, 1922-23.

| | Amount. | | Amount. |
|--|-----------|---|---------|
| | Rs. | | Rs. |
| Total interest charges to end of 1921-22. | ... | Net Revenue realized to end of 1921-22. | ... |
| Interest charges for the year 1922-1923. | 2,488 | | |
| On Rs. 64,524 outlay to end of the year 1916-17 at the average rate 3.3252 per cent. ... | Rs. 2,146 | Net Revenue realized during 1922-1923. | —4,494 |
| On Rs. 6,245 from the year 1917-18 to 1921-22 and half of 1922-23 at the average rate 5.48 per cent. ... | 342 | | —4,494 |
| | | Balance net interest charges | 6,982 |
| Total ... | 2,488 | Total ... | 2,488 |

No. 5.—Account of Indirect Charges for, and to end of, 1922-23.

| Particulars. | Previous. | 1922-23. | Total. |
|--|-----------|----------|--------|
| | Rs. | Rs. | Rs. |
| CAPITAL— | | | |
| 1. Capitalized abatement of Land Revenue ... | | | |
| 2. Leave and Pension Allowances ... | 1,344 (a) | 19 | 1,363 |
| 3. Audit and Accounts Establishment ... | | 7 | 7 |
| Total ... | 1,344 | 26 | 1,370 |
| REVENUE— | | | |
| 1. Capitalized abatement of Land Revenue ... | | | |
| 2. Leave and Pension Allowances ... | | 964 | 964 |
| 3. Audit and Accounts Establishment ... | | 379 | 379 |
| Total ... | | 1,343 | 1,343 |

(a) Vide note under No. 2, Capital Account.

IRRIGATION BRANCH.

BOMBAY PRESIDENCY.

PUBLIC WORKS DEPARTMENT.

ADMINISTRATIVE ACCOUNTS FOR THE YEAR 1922-23.

IRRIGATION WORKS.

KALRI CANAL.

CANAL PROJECT.

No. 6.—Statement comparing Charges to date with Sanctioned Estimates.

| Particulars. | CHARGES AGAINST CLOSED SANCTIONS. | | | CURRENT SANCTIONS. | | | Total charges to date against old and current sanctions. | REMARKS. | |
|---|--|---|--------|--------------------|--------------------------------|------------------------------|--|---|--|
| | Expenditure against Construction Estimate. | Expenditure against open Capital sanctions. | Total. | Charges to date. | Amount of sanctioned Estimate. | Unspent balance of Estimate. | | | |
| | Rs. | Rs. | Rs. | Rs. | Rs. | Rs. | Rs. | | |
| DIRECT CHARGES. | | | | | | | | | |
| Works ... | 60,623 | ... | 60,623 | 747 | 1,248 | 501 | 61,370 | G. R. (P.W.D.), No. 2459, dated 1st September 1922. | |
| Establishment ... | 9,602 | ... | 9,602 | 136 | 268 | 132 | 9,738. | | |
| Tools and Plant ... | 95 | ... | 95 | 15 | 19 | 4 | 110 | | |
| Suspense Accounts ... | ... | ... | ... | ... | ... | ... | ... | | |
| Total ... | 70,320 | ... | 70,320 | 898 | 1,535 | 637 | 71,218 | | |
| Less—Receipts on Capital Account ... | ... | ... | ... | ... | ... | ... | ... | | |
| Net Total ... | 70,320 | ... | 70,320 | 898 | 1,535 | 637 | 71,218 | | |
| INDIRECT CHARGES. | | | | | | | | | |
| Capitalized abatement of Land Revenue ... | ... | ... | ... | ... | ... | ... | ... | | |
| Leave and Pension Allowances ... | 1,344 | ... | 1,344 | 19 | 38 | 19 | 1,363 | | |
| Audit and Accounts Establishment ... | ... | ... | ... | 7 | 12 | 5 | 7 | | |
| Total ... | 1,344 | ... | 1,344 | 26 | 50 | 24 | 1,370 | | |
| Grand Total ... | 71,664 | ... | 71,664 | 924 | 1,585 | 661 | 72,588 | | |

IRRIGATION BRANCH.

BOMBAY PRESIDENCY.

PUBLIC WORKS DEPARTMENT.

ADMINISTRATIVE ACCOUNTS FOR THE YEAR 1922-1923.

PINYARI CANAL.

CANAL PROJECT.

No. 2.—Capital Account for, and to end of, 1922-1923.

| Heads of Account. 1 | Direct Charges. | | | Cost of Construction as now estimated. 5 | Expenditure against closed estimates. 6 |
|---|-----------------|---------------|-------------|---|--|
| | Previous. 2 | 1922-23. 3 | Total. 4 | | |
| | Rs. | Rs. | Rs. | Rs. | Rs. |
| I.—WORKS. | | | | | |
| (2) <i>Main Canals and Branches.</i> | | | | | |
| D. Regulators | | 500 | 500 | 2,155 | |
| K. Buildings | | 10,601 | 10,601 | 22,294 | |
| Total, Main Canals and Branches... | | 11,101 | 11,101 | 24,449 | |
| Total I.—Works ... | (a) 4,78,414 | 11,101 | 4,89,515 | 5,02,863 | 4,78,414 |
| II.—ESTABLISHMENT. | | | | | |
| 1 and 2. Direction and Accounts ... | } 1,09,898 | 2,018 | 1,11,916 | 1,15,154 | 1,09,898 |
| 3. Executive | | | | | |
| Total, Establishment ... | 1,09,898 | 2,018 | 1,11,916 | 1,15,154 | 1,09,898 |
| III.—TOOLS AND PLANT ... | 1,823 | 229 | 2,052 | 2,190 | 1,823 |
| IV.—Suspense Accounts ... | | | ... | | |
| Grand Total ... | 5,90,135 | 13,348 | 6,03,483 | 6,20,207 | 5,90,135 |
| V.—Less—Receipts on Capital Account | | | | | |
| Net Outlay ... | 5,90,135 | 13,348 | 6,03,483 | 6,20,207 | 5,90,135 |
| <i>Apportionment.</i> | | | | | |
| Chargeable to 55—Construction of Irrigation Works ... | | 13,348 | 13,348 | } 6,20,207 | 5,90,135 |
| Do. 15 Other Revenue Expenditure ... | 5,90,135 | | 5,90,135 | | |
| Total ... | 5,90,135 | 13,348 | 6,03,483 | 6,20,207 | 5,90,135 |

(a) Previous Capital outlay brought forward as the Canal has been reclassified under the head "55—Construction of Irrigation Works (Productive)" vide G. R. (P.W.D.), No. 1606, dated 19th July 1923.

IRRIGATION BRANCH.

BOMBAY PRESIDENCY.

PUBLIC WORKS DEPARTMENT.

ADMINISTRATIVE ACCOUNTS FOR THE YEAR 1922-1923.

PINYARI CANAL.

No. 3.—Revenue Account for, and to end of, 1922-1923.

| Receipts. | Total. | | | Charges. | Total. | | |
|--|-----------|------------|----------|--|-----------|------------|----------|
| | Previous. | 1922-1923. | Total. | | Previous. | 1922-1923. | Total. |
| | Rs. | Rs. | Rs. | | Rs. | Rs. | Rs. |
| I.—DIRECT RECEIPTS. | | | | I.—EXTENSIONS AND IMPROVEMENTS ... | ... | 16,178 | 16,178 |
| 1. Water-rates from Irrigation ... | ... | 250 | 250 | II.—MAINTENANCE AND REPAIRS ... | ... | 1,02,869 | 1,02,869 |
| 5. Plantations ... | ... | 342 | 342 | IV.—ESTABLISHMENT. | | | |
| 6. Other canal produce ... | ... | 200 | 200 | 1 and 2. Direction and Accounts ... | } | 21,643 | 21,643 |
| 8. Navigation ... | ... | 9 | 9 | 3. Executive ... | | | |
| 10. Fines ... | ... | 190 | 190 | Total ... | ... | 21,643 | 21,643 |
| 11. Miscellaneous receipts ... | ... | 3,765 | 3,765 | V.—TOOLS AND PLANT. | ... | 2,510 | 2,510 |
| Total ... | ... | 4,756 | 4,756 | VI.—REFUNDS OF REVENUE ... | ... | ... | ... |
| II.—INDIRECT RECEIPTS. | | | | <i>Less—Receipts on Revenue Account</i> ... | ... | 52 | 52 |
| Irrigation share of Land Revenue collected in the Civil Department. | ... | 2,64,057 | 2,64,057 | Total .. | ... | 1,43,148 | 1,43,148 |
| 4 per cent., on 9/10ths of the proceeds from sales of occupancy rights per Government of India Nos. 58 and 58-A.I., dated respectively 20th June and 1st August 1889, communicated in Government Resolution No. 1209, dated 10th July, and No. 1913, dated 7th November 1889. | ... | 5,015 | 5,015 | Share of Collection Charges in the Civil Department ... | ... | 15,870 | 15,870 |
| Total ... | ... | 2,69,072 | 2,69,072 | Indirect Charges debitable to Revenue Account as per Account No. 5 ... | ... | 4,220 | 4,220 |
| Total Receipts ... | ... | 2,73,828 | 2,73,828 | Total Charges ... | ... | 1,63,238 | 1,63,238 |
| <i>Note.—Loss to the canal on account of difference between assessment of water-rates on Jaghir lands and assessment at the ordinary rates in force for Government lands noted here per Government of India Letter No. 233-I., dated 14th June 1889, communicated under Government Resolution No. 400, dated 11th August 1889.</i> | | | | Balance Net Revenue... | ... | 1,10,590 | 1,10,590 |
| Rs. | | | | Grand Total ... | ... | 2,73,828 | 2,73,828 |
| To end of 1921-1922 ... | ... | | | | | | |
| Loss for 1922-1923 ... | 8,016 | | | | | | |
| Total ... | 8,016 | | | | | | |
| Grand Total ... | ... | 2,73,828 | 2,73,828 | | | | |

Old work originally classed under "Works for which only Revenue Accounts are kept" has been reclassified under the head "55—Construction of Irrigation Works" according to the instructions given in paragraph 18 of the Government of India, P. W. D. Circular No. 8, P. W., dated 24th September 1921.

IRRIGATION BRANCH.

BOMBAY PRESIDENCY.

PUBLIC WORKS DEPARTMENT.

ADMINISTRATIVE ACCOUNTS FOR THE YEAR 1922-1923.

IRRIGATION WORKS.

PINYARI CANAL.

CANAL PROJECT.

No. 4.—Interest Account for, and to end of, 1922-1923.

| | Amount. | | Amount. |
|--|------------|---|----------|
| | Rs. | | Rs. |
| Total interest charges to end of 1921-22. | ... | Net Revenue realized to end of 1921-22... | ... |
| Interest charges for the year 1922-23 | 21,957 | Net Revenue realized during 1922-23 ... | 1,10,590 |
| On Rs. 4,98,777 outlay to end of the year 1916-17 at the average rate 3.3252 per cent. | Rs. 16,585 | | 1,10,590 |
| On subsequent outlay, Rs. 98,032 at the average rate 5.48 per cent. | 5,372 | Balance net interest charges ... | —88,633 |
| Total ... | 21,957 | Total ... | 21,957 |

No. 5.—Account of Indirect Charges for, and to end of, 1922-1923.

| Particulars. | Previous. | 1922-1923. | Total. |
|--|------------|------------|--------|
| | Rs. | Rs. | Rs. |
| CAPITAL— | | | |
| 1. Capitalized abatement of Land Revenue ... | | | |
| 2. Leave and Pension Allowances ... | (a) 15,387 | 283 | 15,670 |
| 3. Audit and Accounts Establishment ... | | 111 | 111 |
| Total ... | 15,387 | 394 | 15,781 |
| REVENUE— | | | |
| 1. Capitalized abatement of Land Revenue ... | | | |
| 2. Leave and Pension Allowances ... | | 3,030 | 3,030 |
| 3. Audit and Accounts Establishment ... | | 1,190 | 1,190 |
| Total ... | | 4,220 | 4,220 |

(a) Vide note under 2, Capital Account.

IRRIGATION BRANCH.

BOMBAY PRESIDENCY.

PUBLIC WORKS DEPARTMENT.

ADMINISTRATIVE ACCOUNTS FOR THE YEAR 1922-23.

IRRIGATION WORKS.

PINYARI CANAL.

CANAL PROJECT.

No. 6.—Statement comparing Charges to date with Sanctioned Estimates.

| Particulars. | CHARGES AGAINST CLOSED SANCTIONS. | | | CURRENT SANCTIONS. | | | Total charges to date against old and current sanctions. | REMARKS. |
|---|--|---|----------|--------------------|--------------------------------|------------------------------|--|--|
| | Expenditure against Construction Estimate. | Expenditure against open Capital sanctions. | Total. | Charges to date. | Amount of sanctioned Estimate. | Unspent balance of Estimate. | | |
| | Rs. | Rs. | Rs. | Rs. | Rs. | Rs. | Rs. | |
| DIRECT CHARGES. | | | | | | | | |
| Works ... | 4,78,414 | ... | 4,78,414 | 11,101 | 24,449 | 13,348 | 4,89,515 | Rs. 11,750 ... Rs. 16,566 ... Rs. 2,787 ... Rs. 31,053 |
| Establishment ... | 1,09,898 | ... | 1,09,898 | 2,018 | 5,256 | 3,238 | 1,11,916 | |
| Tools and Plant ... | 1,823 | ... | 1,823 | 229 | 367 | 138 | 2,052 | |
| Suspense Accounts ... | ... | ... | ... | ... | ... | ... | ... | |
| Total ... | 5,90,135 | ... | 5,90,135 | 13,348 | 30,072 | 16,724 | 6,03,483 | |
| Less—Receipts on Capital Account ... | ... | ... | ... | ... | ... | ... | ... | |
| Net Total ... | 5,90,135 | ... | 5,90,135 | 13,348 | 30,072 | 16,724 | 6,03,483 | |
| INDIRECT CHARGES. | | | | | | | | |
| Capitalized abatement of Land Revenue ... | ... | ... | ... | ... | ... | ... | ... | |
| Leave and Pension Allowances ... | 15,387 | ... | 15,387 | 283 | 736 | 453 | 15,670 | |
| Audit and Accounts Establishment ... | ... | ... | ... | 111 | 245 | 134 | 111 | |
| Total ... | 15,387 | ... | 15,387 | 394 | 981 | 587 | 15,781 | |
| Grand Total ... | 6,05,522 | ... | 6,05,522 | 13,742 | 31,053 | 17,311 | 6,19,264 | |

IRRIGATION BRANCH.

BOMBAY PRESIDENCY.

PUBLIC WORKS DEPARTMENT.

ADMINISTRATIVE ACCOUNTS FOR THE YEAR 1922-1923.

INDUS CANALS RIGHT BANK.

CANAL PROJECT.

No. 2.—Capital Account for, and to end of, 1922-1923.

| Heads of Account. | Direct Charges. | | | Cost of Construction as now estimated (Construction estimate closed during 1921-1922). | Expenditure against closed estimates. |
|--|-----------------|------------|--------|--|---------------------------------------|
| | Previous. | 1922-1923. | Total. | | |
| | Rs. | Rs. | Rs. | Rs. | Rs. |
| I.—WORKS | (a) 73,467 | | 73,467 | 73,467 | 73,467 |
| II.—ESTABLISHMENT. | | | | | |
| 1 and 2. Direction and Accounts ... | 13,087 | | 13,087 | 13,087 | 13,087 |
| 3. Executive ... | | | | | |
| Medical ... | | | | | |
| Special Survey ... | | | | | |
| Total Establishment ... | 13,087 | | 13,087 | 13,087 | 13,087 |
| III.—TOOLS AND PLANT | 373 | | 373 | 373 | 373 |
| IV.—Suspense Accounts | ... | | | | |
| Grand Total ... | 86,927 | | 86,927 | 86,927 | 86,927 |
| V.—Less—Receipts on Capital Account | ... | | | | |
| Net Outlay ... | 86,927 | | 86,927 | 86,927 | 86,927 |
| Apportionment. | | | | | |
| Chargeable to 15—Other Revenue expenditure ... | 86,927 | | 86,927 | 86,927 | 86,927 |
| Total ... | 86,927 | | 86,927 | 86,927 | 86,927 |

(a) Previous outlay to end of the year 1921-22 brought forward as the Canal has been reclassified under the head "55, Construction of Irrigation Works" G. B. (P.W.D.), No. 1606, dated 19th July 1923.

IRRIGATION BRANCH.

BOMBAY PRESIDENCY.

PUBLIC WORKS DEPARTMENT.

ADMINISTRATIVE ACCOUNTS FOR THE YEAR 1922-1923.

INDUS CANALS RIGHT BANK.

No. 3.—Revenue Account for, and to end of, 1922-1923.

| Receipts. | Total. | | | Charges. | Total. | | |
|---|-----------|------------|--------|--|-----------|------------|--------|
| | Previous. | 1922-1923. | Total. | | Previous. | 1922-1923. | Total. |
| | Rs. | Rs. | Rs. | | Rs. | Rs. | Rs. |
| I.—DIRECT RECEIPTS. | | | | I.—EXTENSIONS AND IMPROVEMENTS. | | | |
| 1. Water rates from Irrigation ... | ... | 259 | 259 | 1. Head Works ... | } | ... | ... |
| 2. Fines ... | ... | 9 | 9 | 2. Main Canals and Branches ... | | | |
| 3. Miscellaneous receipts ... | ... | 73 | 73 | 3. Distributaries ... | | | |
| Total ... | ... | 341 | 341 | 4. Drainage and Protective Works ... | | | |
| | | | | Total ... | ... | ... | ... |
| II.—INDIRECT RECEIPTS. | | | | II.—MAINTENANCE AND REPAIRS. | | | |
| Irrigation share of Land Revenue collected in the Civil Department ... | ... | 67,766 | 67,766 | 1. Head Works ... | } | ... | 21,523 |
| 4 per cent., on 9/10ths of the proceeds from sales of occupancy rights per Government of India Nos. 53 and 58-A./I., dated respectively 20th June and 1st August 1889, communicated in Government Resolution No. 1909, dated 10th July, and No. 1913, dated 7th November 1889 ... | ... | 1,952 | 1,952 | 2. Main Canals and Branches ... | | | |
| Total ... | ... | 69,718 | 69,718 | 3. Distributaries ... | | | |
| | | | | 4. Drainage and Protective Works ... | | | |
| | | | | Total ... | ... | 21,523 | 21,523 |
| | | | | III.—COMPENSATION ... | ... | ... | ... |
| | | | | IV.—ESTABLISHMENT. | | | |
| | | | | 1 and 2. Direction and Accounts ... | } | ... | 3,913 |
| | | | | 3. Executive ... | | | |
| | | | | Total ... | ... | 3,913 | 3,913 |
| | | | | V.—TOOLS AND PLANT | ... | 444 | 444 |
| | | | | Profit and Loss— | | | |
| | | | | VI.—REFUNDS OF REVENUE | ... | ... | ... |
| | | | | Suspense Account ... | ... | ... | ... |
| | | | | Total ... | ... | 25,880 | 25,880 |
| | | | | Share of Collection Charges in the Civil Department ... | ... | 4,082 | 4,082 |
| | | | | Total Direct Charges... | ... | 29,962 | 29,962 |
| | | | | Indirect Charges debitable to Revenue Account as per Account No. 5 ... | ... | 763 | 763 |
| | | | | Total Charges ... | ... | 30,725 | 30,725 |
| | | | | Balance Net Revenue... | ... | 39,334 | 39,334 |
| | | | | Grand Total ... | ... | 70,059 | 70,059 |

Old work originally classed under "Works for which only Revenue Accounts are kept" has been reclassified under the head "55, Construction of Irrigation Works" according to the instructions given in paragraph 18 of the Government of India, Public Works Department Circular No. 8-P.W., dated 24th September 1921.

IRRIGATION BRANCH.

BOMBAY PRESIDENCY.

PUBLIC WORKS DEPARTMENT.

ADMINISTRATIVE ACCOUNTS FOR THE YEAR 1922-1923.

IRRIGATION WORKS.

INDUS CANALS RIGHT BANK.

No. 4.—Interest Account for, and to end of, 1922-1923.

| | Amount | | Amount |
|--|--------|--|---------|
| | Rs. | | Rs. |
| Total interest charges to end of 1921-1922 | ... | Net Revenue realized to end of 1921-1922 as per Part III | ... |
| Interest charges for the year 1922-1923. Rs. | 3,855 | Net Revenue realized during 1922-1923 as per Part III | 39,334 |
| On Rs. 42,156 outlay to end of the year 1916-17 at the average rate 3.3252 per cent. ... 1,402 | | Total Net Revenue realized to end of the year as per Part III | 39,334 |
| On subsequent outlay Rs. 44,771 at the average rate 5.48 per cent. 2,453 | | Balance net interest charges | -35,479 |
| Total | 3,855 | Total | 3,855 |

No. 5.—Account of Indirect Charges for, and to end of, 1922-1923.

| Particulars. | Previous. | 1922-1923. | Total. |
|---|-----------|------------|--------|
| | Rs. | Rs. | Rs. |
| CAPITAL ACCOUNT— | | | |
| 1. Capitalized abatement of Land Revenue | | | |
| 2. Leave and Pension Allowances | (a) 1,833 | | 1,833 |
| 3. Audit and Accounts Establishment | | | |
| Total | 1,833 | | 1,833 |
| REVENUE ACCOUNT— | | | |
| 1. Capitalized abatement of Land Revenue | | | |
| 2. Leave and Pension Allowances | | 548 | 548 |
| 3. Audit and Accounts Establishment | | 215 | 215 |
| Total | | 763 | 763 |

(a) Vide note under No. 2, Capital Account.

IRRIGATION BRANCH.

BOMBAY PRESIDENCY.

PUBLIC WORKS DEPARTMENT.

ADMINISTRATIVE ACCOUNTS FOR THE YEAR 1922-1923.

IRRIGATION WORKS.

INDUS CANALS RIGHT BANK.

No. 6.—Statement comparing Capital cost to end of 1922-1923 with sanctioned Estimates.

| Particulars. | CHARGES AGAINST CLOSED SANCTIONS. | | | CURRENT SANCTIONS. | | | Total charges to date against old and current sanctions. | Remarks. |
|---|--|---|---------------|--------------------|--------------------------------|------------------------------|--|----------|
| | Expenditure against Construction Estimate. | Expenditure against open Capital sanctions. | Total. | Charges to date. | Amount of sanctioned Estimate. | Unspent balance of Estimate. | | |
| DIRECT CHARGES. | Rs. | Rs. | Rs. | Rs. | Rs. | Rs. | Rs. | |
| Works ... | 73,467 | ... | 73,467 | ... | .. | ... | 73,467 | |
| Establishment ... | 13,087 | ... | 13,087 | ... | ... | ... | 13,087 | |
| Tools and Plant ... | 373 | ... | 373 | ... | ... | ... | 373 | |
| Suspense Accounts ... | ... | ... | ... | ... | ... | ... | ... | |
| Total ... | 86,927 | ... | 86,927 | ... | ... | ... | 86,927 | |
| <i>Less—Receipts on Capital Account ...</i> | ... | ... | ... | ... | ... | ... | ... | |
| Net Total ... | 86,927 | ... | 86,927 | ... | ... | ... | 86,927 | |
| INDIRECT CHARGES. | | | | | | | | |
| Capitalized abatement of Land Revenue ... | ... | ... | ... | ... | ... | ... | ... | |
| Leave and Pension Allowances ... | 1,833 | ... | 1,833 | ... | ... | ... | 1,833 | |
| Total ... | 1,833 | ... | 1,833 | ... | ... | ... | 1,833 | |
| Grand Total ... | 88,760 | ... | 88,760 | ... | ... | ... | 88,760 | |

IRRIGATION BRANCH.

BOMBAY PRESIDENCY.

PUBLIC WORKS DEPARTMENT.

ADMINISTRATIVE ACCOUNTS FOR THE YEAR 1922-23.

INDUS CANALS—LEFT BANK.

CANAL PROJECT.

No. 2.—Capital Account for, and to end of, 1922-1923.

| Heads of Account. | DIRECT CHARGES. | | | Cost of Construction as now estimated. (Construction estimate closed during 1921-1922.) | Expenditure against closed estimates. |
|---|-----------------|------------|----------|---|---------------------------------------|
| | Previous. | 1921-1922. | Total. | | |
| | Rs. | Rs. | Rs. | Rs. | Rs. |
| Works | (a) 2,09,896 | | 2,09,896 | 2,09,896 | 2,09,896 |
| II.—ESTABLISHMENT. | | | | | |
| 1 and 2. Direction and Accounts . | } 42,557 | | 42,557 | 42,557 | 42,557 |
| 3. Executive | | | | | |
| 4. Medical | | | | | |
| 5. Special Survey | | | | | |
| Total, Establishment ... | 42,557 | | 42,557 | 42,557 | 42,557 |
| III.—TOOLS AND PLANT ... | 525 | | 525 | 525 | 525 |
| Grand Total ... | 2,52,978 | | 2,52,978 | 2,52,978 | 2,52,978 |
| V.—Less—Receipts on Capital Account | | | | | |
| Net Outlay ... | 2,52,978 | | 2,52,978 | 2,52,978 | 2,52,978 |
| <i>Apportionment.</i> | | | | | |
| Chargeable to 15-Other Revenue Expenditure | 2,52,978 | | 2,52,978 | 2,52,978 | 2,52,978 |
| Total ... | 2,52,978 | | 2,52,978 | 2,52,978 | 2,52,978 |

(a) Previous outlay to end of the year 1921-22 brought forward as the Canal has been reclassified under the head 55—Construction of Irrigation Works, Productive side Government Resolution, Public Works Department, No. 1606; dated 20th July 1923.

IRRIGATION BRANCH.

BOMBAY PRESIDENCY.

PUBLIC WORKS DEPARTMENT.

ADMINISTRATIVE ACCOUNTS FOR THE YEAR 1922-1923.

INDUS CANALS LEFT BANK.

No. 3.—Revenue Account for, and to end of, 1922-1923.

| Receipts. | Total. | | | Charges. | Total. | | |
|--|-----------|------------|----------|---|-----------|-----------------|-----------------|
| | Previous. | 1921-1922. | Total. | | Previous. | 1921-1922. | Total. |
| | Rs. | Rs. | Rs. | | Rs. | Rs. | Rs. |
| I.—DIRECT RECEIPTS. | | | | I.—EXTENSIONS AND IMPROVEMENTS. | | | |
| 1. Water-rates from Irrigation ... | ... | 652 | 652 | 1. Head Works ... | } | 10,874 | 10,874 |
| 6. Other canal produce ... | ... | 15 | 15 | 2. Main Canals and Branches ... | | | |
| 10. Fines ... | ... | 348 | 348 | 3. Distributaries ... | | | |
| 11. Miscellaneous receipts ... | ... | 199 | 199 | 4. Drainage and Protective Works ... | | | |
| Total ... | ... | 1,214 | 1,214 | Total ... | ... | 10,874 | 10,874 |
| II.—INDIRECT RECEIPTS. | | | | II.—MAINTENANCE AND REPAIRS. | | | |
| Irrigation share of Land Revenue collected in the Civil Department ... | ... | 1,07,092 | 1,07,092 | 1. Head Works ... | } | 30,778 | 30,778 |
| ‡ per cent. on 9/10ths of the proceeds from sales of occupancy rights per Government of India Nos. 53 and 58-A. I., dated respectively 20th June and 1st August 1889, communicated in Government Resolution No. 1209, dated 10th July, and No. 1918, dated 7th November 1889 ... | ... | 2,389 | 2,389 | 2. Main Canals and Branches ... | | | |
| Total ... | ... | 1,09,481 | 1,09,481 | 3. Distributaries ... | | | |
| Total Receipts ... | ... | 1,10,695 | 1,10,695 | 4. Drainage and Protective Works ... | | | |
| | | | | Total .. | ... | 30,778 | 30,778 |
| | | | | IV.—ESTABLISHMENT. | | | |
| | | | | 1 and 2. Direction and Accounts ... | } | 7,573 | 7,573 |
| | | | | 3. Executive ... | | | |
| | | | | Total ... | ... | 7,573 | 7,573 |
| | | | | V.—TOOLS AND PLANT. | ... | 899 | 899 |
| | | | | VI.—REFUNDS OF REVENUE | ... | ... | ... |
| | | | | Less—Receipts on Revenue Account ... | ... | 39 | 39 |
| | | | | Total ... | ... | 50,085 | 50,085 |
| | | | | Share of Collection Charges in the Civil Department ... | ... | 6,486 | 6,486 |
| | | | | Total Direct Charges... | ... | 56,571 | 56,571 |
| | | | | Indirect charges debitable to Revenue Account as per Account No. 5. ... | ... | 1,477 | 1,477 |
| | | | | Total charges ... | ... | 58,048 | 58,048 |
| | | | | Balance Net Revenue . | ... | 52,647 | 52,647 |
| | | | | Grand Total .. | | 1,10,695 | 1,10,695 |

Note.—Loss to the canal on account of difference between assessment of water-rates on jaghir lands and assessment at the ordinary rates in force for Government lands noted here per Government of India Letter No. 233-I., dated 14th June 1883, communicated under Government Resolution No. 400, dated 11th August 1883.

To end of 1921-1922 ...
 Loss for 1922-1923 ... 1,375
 Total ... 1,375

Note.—Old work originally classed under works for which only revenue accounts are kept has been reclassified under the head 55.—Construction of Irrigation Works according to the instructions given in paragraph 18 of the Government of India, Public Works Department Circular No. 3-P. W., dated 24th September 1921.

IRRIGATION BRANCH.

BOMBAY PRESIDENCY.

PUBLIC WORKS DEPARTMENT.

ADMINISTRATIVE ACCOUNTS FOR THE YEAR 1922-1923.

IRRIGATION WORKS.

INDUS CANALS LEFT BANK.

Part IV.—Interest Account for, and to end of, 1922-1923.

| | Amount. | | Amount. |
|--|---------|--|---------|
| | Rs. | | Rs. |
| Total interest charges to end of 1921-1922 | | Net Revenue realized to end of 1921-1922 as per Part III | |
| Interest charges for the year 1922-1923 | 9,364 | Net Revenue realized during 1922-1923 as per Part III | 52,647 |
| On Rs. 2,08,774 outlay to end of the year 1916-17 at the average rate 3.3252 per cent. ... Rs. 6,942 | | Total Net Revenue realized to end of the year as per Part III | 52,647 |
| On subsequent outlay at the average rate 5.48 per cent. ... Rs. 2,422 | | Balance net interest charges | —43,283 |
| Total | 9,364 | Total | 9,364 |

Part V.—Account of Indirect Charges for, and to end of, year 1922-1923.

| Particulars. | Previous. | 1922-1923. | Total. |
|--|-----------|------------|--------|
| | Rs. | Rs. | Rs. |
| CAPITAL ACCOUNT— | | | |
| 2. Leave and Pension Allowances | (a) 5,960 | | 5,960 |
| 3. Audit and Accounts Establishment | | | |
| Total | 5,960 | | 5,960 |
| REVENUE ACCOUNT— | | | |
| 2. Leave and Pension Allowances | | 1,060 | 1,060 |
| 3. Audit and Accounts Establishment | | 417 | 417 |
| Total | | 1,477 | 1,477 |

Part VI.—Statement comparing Capital Cost to end of 1922-1923 with sanctioned Estimates.

| Particulars. | CHARGES AGAINST CLOSED SANCTIONS. | | | CURRENT SANCTIONS. | | | Total charges to date against old and current sanctions. | Remarks. |
|---|--|--|----------|--------------------|--------------------------------|------------------------------|--|----------|
| | Expenditure against construction Estimate. | Expenditure against open Capital sanctioned. | Total. | Charges to date. | Amount of sanctioned Estimate. | Unspent balance of Estimate. | | |
| | Rs. | Rs. | Rs. | Rs. | Rs. | Rs. | Rs. | |
| DIRECT CHARGES. | | | | | | | | |
| Works | 2,09,896 | ... | 2,09,896 | ... | ... | ... | 2,09,896 | |
| Establishment | 42,557 | ... | 42,557 | ... | ... | ... | 42,557 | |
| Tools and Plant | 525 | ... | 525 | ... | ... | ... | 525 | |
| Total | 2,52,978 | ... | 2,52,978 | ... | ... | ... | 2,52,978 | |
| Less—Receipts on Capital Account | ... | ... | ... | ... | ... | ... | ... | |
| Net Total | 2,52,978 | ... | 2,52,978 | ... | ... | ... | 2,52,978 | |
| INDIRECT CHARGES. | | | | | | | | |
| Leave and Pension Allowances | 5,960 | .. | 5,960 | ... | ... | ... | 5,960 | |
| Total | 5,960 | ... | 5,960 | ... | ... | ... | 5,960 | |
| Grand Total | 2,58,938 | ... | 2,58,938 | ... | ... | ... | 2,58,938 | |

IRRIGATION BRANCH.

BOMBAY PRESIDENCY.

PUBLIC WORKS DEPARTMENT.

ADMINISTRATIVE ACCOUNTS FOR THE YEAR 1922-1923.

SIND CANAL.

CANAL PROJECT.

No. 2.—Capital Account for, and to end of, 1922-1923.

| Heads of Account. | Direct Charges. | | | Cost of construction as now estimated (Construction estimate closed during 1921-1922. | Expenditure against closed estimates. |
|---|-----------------|----------|----------|---|---------------------------------------|
| | Previous. | 1922-23. | Total. | | |
| | Rs. | Rs. | Rs. | Rs. | Rs. |
| I.—WORKS ... | (a) 7,44,183 | | 7,44,183 | 7,44,183 | 7,44,183 |
| II.—ESTABLISHMENT. | | | | | |
| 1 and 2. . Direction and Accounts ... | 72,955 | | 72,955 | 72,955 | 72,955 |
| 3. Executive ... | | | | | |
| 4. Medical ... | | | | | |
| 5. Special Survey ... | | | | | |
| Total Establishment .. | 72,955 | | 72,955 | 72,955. | 72,955 |
| III.—TOOLS AND PLANT .. | 1,044 | | 1,044 | 1,044 | 1,044 |
| IV.—Suspense Accounts ... | | | ... | | |
| Grand Total ... | 8,18,182 | | 8,18,182 | 8,18,182 | 8,18,182 |
| V.—Less—Receipts on Capital Account ... | | | ... | | |
| Net Outlay ... | 8,18,182 | | 8,18,182 | 8,18,182 | 8,18,182 |
| <i>Apportionment.</i> | | | | | |
| Chargeable to 43—Minor Works and Navigation ... | 8,18,182 | | 8,18,182 | 8,18,182 | 8,18,182 |
| Total ... | 8,18,182 | | 8,18,182 | 8,18,182 | 8,18,182 |

(a) Previous outlay to end of the year 1921-22 brought forward as the Canal has been reclassified under the head "55, Construction of Irrigation Works (Productive)" G. R. (P. W. D.), No. 1606, dated 20th July 1923.

IRRIGATION BRANCH.

BOMBAY PRESIDENCY.

PUBLIC WORKS DEPARTMENT.

ADMINISTRATIVE ACCOUNTS FOR THE YEAR 1922-1923.

SIND CANAL.

No. 3.—Revenue Account for, and to end of, 1922-1923.

| Receipts. | Total. | | | Charges. | Total. | | |
|--|-----------|------------|----------|--|-----------|------------|----------|
| | Previous. | 1922-1923. | Total. | | Previous. | 1922-1923. | Total. |
| | Rs. | Rs. | Rs. | | Rs. | Rs. | Rs. |
| I.—DIRECT RECEIPTS. | | | | I.—EXTENSIONS AND IMPROVEMENTS. | | | |
| 1. Water-rates from Irrigation ... | ... | 2,829 | 2,829 | 1. Head Works ... | ... | | |
| 5. Plantations ... | ... | 9 | 9 | 2. Main Canals and Branches ... | ... | 6,121 | 6,121 |
| 6. Other canal produce. ... | ... | 438 | 438 | 3. Distributaries ... | ... | | |
| 9. Rents of buildings. ... | ... | 18 | 18 | 4. Drainage and Protective Works ... | ... | | |
| 10. Fines ... | ... | 80 | 80 | Total ... | ... | 6,121 | 6,121 |
| 11. Miscellaneous receipts ... | ... | 1,281 | 1,281 | | | | |
| Total ... | ... | 4,655 | 4,655 | II.—MAINTENANCE AND REPAIRS. | | | |
| II.—INDIRECT RECEIPTS. | | | | 1. Head Works ... | ... | | |
| Irrigation share of Land Revenue collected in the Civil Department. ... | ... | 3,12,754 | 3,12,754 | 2. Main Canals and Branches ... | ... | 61,793 | 61,793 |
| 4 per cent., on 9/10ths of the proceeds from sales of occupancy rights per Government of India Nos. 53 and 58-A.L., dated respectively 20th June and 1st August 1889, communicated in Government Resolution No. 1209, dated 10th July, and No. 1918, dated 7th November 1889 ... | ... | 8,609 | 8,609 | 3. Distributaries ... | ... | | |
| Total ... | ... | 3,21,363 | 3,21,363 | 4. Drainage and Protective Works ... | ... | | |
| Total Receipts ... | ... | 3,26,018 | 3,26,018 | Total ... | ... | 61,793 | 61,793 |
| | | | | IV.—ESTABLISHMENT. | | | |
| | | | | 1 and 2. Direction and Accounts ... | ... | 12,347 | 12,347 |
| | | | | 3. Executive ... | ... | | |
| | | | | Total ... | ... | 12,347 | 12,347 |
| | | | | V.—TOOLS AND PLANT. | | 1,402 | 1,402 |
| | | | | Total ... | ... | 81,663 | 81,663 |
| | | | | Share of Collection Charges in the Civil Department ... | ... | 18,938 | 18,938 |
| | | | | Total direct charges ... | ... | 1,00,601 | 1,00,601 |
| | | | | Indirect Charges debitable to Revenue Account as per Account No. 5 ... | ... | 2,408 | 2,408 |
| | | | | Total Charges ... | ... | 1,03,009 | 1,03,009 |
| | | | | Balance Net Revenue... .. | ... | 2,23,009 | 2,23,009 |
| | | | | Grand Total ... | ... | 3,26,018 | 3,26,018 |

Note.—Loss to the canal on account of difference between assessment of water-rates on Jaghir lands and assessment at the ordinary rates in force for Government lands noted here per Government of India Letter No. 233-L, dated 14th June 1883, communicated under Government Resolution No. 400, dated 11th August 1883.

Rs.
To end of 1921-22
Loss for 1922-23 ... 6,211
Total ... 6,211

IRRIGATION BRANCH.

BOMBAY PRESIDENCY.

PUBLIC WORKS DEPARTMENT.

ADMINISTRATIVE ACCOUNTS FOR THE YEAR 1922-1923.

IRRIGATION WORKS.

SIND CANAL.

No. 4.—Interest Account for, and to end of, 1922-1923.

| | Amount. | | Amount. |
|--|---------|---|----------|
| | Rs. | | Rs. |
| Total interest charges to end of 1921-22. | ... | Net Revenue realized to end of 1921-22 as per Part III | ... |
| Interest charges for the year 1922-23 ... | 29,383 | Net Revenue realized during 1922-23 as per Part III | 2,23,009 |
| On Rs. 7,17,153 outlay to end of the year 1916-17 at the average rate 3.3252 per cent. | 23,847 | Total Net Revenue realized to end of the year as per Part III | 2,23,009 |
| On subsequent outlay Rs. 1,01,029 at the average rate 5.48 per cent. | 5,536 | Balance net interest charges | 1,93,626 |
| Total ... | 29,383 | Total ... | 29,383 |

No. 5.—Account of Indirect Charges for, and to end of, 1922-1923.

| Particulars. | Previous. | 1922-1923. | Total. |
|--|------------|------------|--------|
| | Rs. | Rs. | Rs. |
| CAPITAL ACCOUNT— | | | |
| 1. Capitalized abatement of Land Revenue ... | | | |
| 2. Leave and Pension Allowances ... | (a) 10,217 | | 10,217 |
| 3. Audit and Accounts Establishment ... | | | |
| Total ... | 10,217 | | 10,217 |
| REVENUE ACCOUNT— | | | |
| 1. Capitalized abatement of Land Revenue ... | | | |
| 2. Leave and Pension Allowances ... | | 1,729 | 1,729 |
| 3. Audit and Accounts Establishment ... | | 679 | 679 |
| Total ... | | 2,408 | 2,408 |

(a) Vide note under No. 2, Capital Account.

IRRIGATION BRANCH.

BOMBAY PRESIDENCY.

PUBLIC WORKS DEPARTMENT.

ADMINISTRATIVE ACCOUNTS FOR THE YEAR 1922-1923.

IRRIGATION WORKS.

SIND CANAL.

No. 6.—Statement comparing Capital cost to end of 1922-1923, with Sanctioned Estimates.

| Particulars. | CHARGES AGAINST CLOSED SANCTIONS. | | | CURRENT SANCTIONS. | | | Total charges to date against old and current sanctions. | Remarks. |
|---|--|---|-----------------|--------------------|--------------------------------|------------------------------|--|----------|
| | Expenditure against Construction Estimate. | Expenditure against open Capital sanctions. | Total. | Charges to date. | Amount of Sanctioned Estimate. | Unspent balance of Estimate. | | |
| | Rs. | Rs. | Rs. | Rs. | Rs. | Rs. | Rs. | |
| DIRECT CHARGES. | | | | | | | | |
| Works ... | 7,44,183 | ... | 7,44,183 | ... | ... | ... | 7,44,183 | |
| Establishment ... | 72,955 | ... | 72,955 | ... | ... | ... | 72,955 | |
| Tools and Plant ... | 1,044 | ... | 1,044 | ... | ... | ... | 1,044 | |
| Suspense Accounts ... | ... | ... | ... | ... | ... | ... | ... | |
| Total ... | 8,18,182 | ... | 8,18,182 | ... | ... | ... | 8,18,182 | |
| Less—Receipts on Capital Account ... | ... | ... | ... | ... | ... | ... | ... | |
| Net Total ... | 8,18,182 | ... | 8,18,182 | ... | ... | ... | 8,18,182 | |
| INDIRECT CHARGES. | | | | | | | | |
| Capitalized abatement of Land Revenue ... | ... | ... | ... | ... | ... | ... | ... | |
| Leave and Pension Allowances ... | 10,217 | ... | 10,217 | ... | ... | ... | 10,217 | |
| Total ... | 10,217 | ... | 10,217 | ... | ... | ... | 10,217 | |
| Grand Total ... | 8,28,399 | ... | 8,28,399 | ... | ... | ... | 8,28,399 | |

IRRIGATION BRANCH.

BOMBAY PRESIDENCY.

PUBLIC WORKS DEPARTMENT.

ADMINISTRATIVE ACCOUNTS FOR THE YEAR 1922-23.

RAJIB, CHITI AND GARANJ CANALS.

CANAL PROJECT.

No. 2.—Capital Account for, and to end of, 1922-23.

| Heads of Account. | Direct Charges. | | | Cost of Construction as now estimated (Construction estimate closed during 1921-22. | Expenditure against closed estimates. |
|--|-----------------|----------|----------|---|---------------------------------------|
| | Previous. | 1922-23. | Total. | | |
| | Rs. | Rs. | Rs. | Rs. | Rs. |
| I—WORKS ... | (a) 2,33,447 | | 2,33,447 | 2,33,447 | 2,33,447 |
| II.—ESTABLISHMENT. | | | | | |
| 1 and 2. Direction and Accounts ... | 26,239 | | 26,239 | 26,239 | 26,239 |
| 3. Executive ... | | | | | |
| 4. Medical ... | | | | | |
| 5. Special Survey ... | | | | | |
| Total Establishment ... | 26,239 | | 26,239 | 26,239 | 26,239 |
| III.—TOOLS AND PLANT ... | -170 | | -170 | -170 | -170 |
| Grand Total ... | 2,59,516 | | 2,59,516 | 2,59,516 | 2,59,516 |
| Net Outlay ... | 2,59,516 | | 2,59,516 | 2,59,516 | 2,59,516 |
| <i>Apportionment.</i> | | | | | |
| Chargeable to 15 Other revenue expenditure ... | 2,59,516 | | 2,59,516 | 2,59,516 | 2,59,516 |
| Total ... | 2,59,516 | | 2,59,516 | 2,59,516 | 2,59,516 |

(a) Previous outlay to end of the year 1921-22 brought forward in previous column as the Canals have been reclassified under the head 55, Construction of Irrigation Works as per Government Resolution (Public Works Department), No. 1606, dated 20th July 1922.

IRRIGATION BRANCH.

BOMBAY PRESIDENCY.

PUBLIC WORKS DEPARTMENT.

ADMINISTRATIVE ACCOUNTS FOR THE YEAR 1922-23.

RAJIB, CHITI AND GARANJ CANALS.

CANAL PROJECT.

No. 3.—Revenue Accounts for, and to end of, 1922-1923.

| Receipts. | TOTAL. | | | Charges. | TOTAL. | | |
|---|-----------|------------|----------|--|-----------|------------|----------|
| | Previous. | 1922-1923. | Total. | | Previous. | 1922-1923. | Total. |
| I.—DIRECT RECEIPTS. | Rs. | Rs. | Rs. | I.—EXTENSIONS AND IMPROVEMENTS. | Rs. | Rs. | Rs. |
| 1. Water-rates from Irrigation ... | ... | 614 | 614 | 1. Head Works ... | ... | ... | ... |
| 6. Other canal produce ... | ... | 98 | 98 | 2. Main Canals and Branches ... | ... | ... | ... |
| 10. Fines ... | ... | 153 | 153 | 3. Distributaries ... | ... | ... | ... |
| 11. Miscellaneous receipts ... | ... | 98 | 98 | 4. Drainage and Protective Works ... | ... | ... | ... |
| Total ... | ... | 963 | 963 | Total ... | ... | ... | ... |
| II.—INDIRECT RECEIPTS. | | | | II.—MAINTENANCE AND REPAIRS. | | | |
| Irrigation share of Land Revenue collected in the Civil Department. | ... | 1,02,058 | 1,02,058 | 1. Head Works ... | ... | ... | ... |
| 4 per cent. on 9/10ths of the proceeds from sales of occupancy rights per Government of India Nos. 53 & 58-A.L., dated respectively 20th June and 1st August 1889, communicated in Government Resolution No. 1209, dated 10th July, and No. 1913, dated 7th November 1889 ... | ... | 2,010 | 2,010 | 2. Main Canals and Branches ... | ... | 17,277 | 17,277 |
| Total ... | ... | 1,04,068 | 1,04,068 | 3. Distributaries ... | ... | ... | ... |
| Total Receipts ... | ... | 1,05,031 | 1,05,031 | 4. Drainage and Protective Works ... | ... | ... | ... |
| | | | | Total ... | ... | 17,277 | 17,277 |
| | | | | IV.—ESTABLISHMENT. | | | |
| | | | | 1 & 2. Direction and Accounts ... | ... | 3,141 | 3,141 |
| | | | | 3. Executive ... | ... | ... | ... |
| | | | | Total ... | ... | 3,141 | 3,141 |
| | | | | V.—TOOLS AND PLANT. | | | |
| | | | | Total ... | ... | 357 | 357 |
| | | | | Share of Collection Charges in the Civil Department ... | ... | 6,161 | 6,161 |
| | | | | Indirect charges debitable to Revenue Account as per Account No. 5 ... | ... | 613 | 613 |
| | | | | Total Charges... | ... | 27,549 | 27,549 |
| | | | | Balance Net Revenue. | ... | 77,482 | 77,482 |
| | | | | Grand Total ... | ... | 1,05,031 | 1,05,031 |

Notes.—Old work originally classed under works for which only revenue Accounts are kept has been reclassified under the head "55, Construction of Irrigation Works", according to the instructions given in paragraph 18 of the Government of India, Public Works Department, Circular No. 3-P.W., dated 24th September 1921.

IRRIGATION BRANCH.

BOMBAY PRESIDENCY.

PUBLIC WORKS DEPARTMENT.

ADMINISTRATIVE ACCOUNTS FOR THE YEAR 1922-1923.

IRRIGATION WORKS.

RAJIB, CHITI AND GARANJ CANALS.

No. 4.—Interest Account for, and to end of, 1922-1923.

| | Amount. | | Amount. |
|--|---------|---|---------|
| | Rs. | | Rs. |
| Total interest charges to end of 1921-22. ... | ... | Net Revenue realized to end of 1921-22 as per Part III ... | ... |
| Interest charges for the year 1922-23 ... | 8,819 | Net Revenue realized during 1922-1923 as per Part III ... | 77,482 |
| On Rs. 2,50,772 outlay to end of the year 1916-17 at the average Rs. rate 3.3252 per cent. ... | 8,339 | Total Net Revenue realized to end of the year as per Part III ... | 77,482 |
| On subsequent outlay Rs. 8,744 at the average rate 5.48 per cent. 480 | | Balance net interest charges ... | -68,663 |
| Total ... | 8,819 | Total ... | 8,819 |

No. 5.—Account of Indirect charges for, and to end of, 1922-1923.

| Particulars. | Previous. | 1922-1923. | Total. |
|--|-----------|------------|--------|
| | Rs. | Rs. | Rs. |
| CAPITAL ACCOUNT— | | | |
| 1. Capitalized abatement of Land Revenue ... | | | |
| 2. Leave and Pension Allowances ... | (a) 3,670 | | 3,670 |
| 3. Audit and Accounts Establishment ... | | | |
| Total ... | 3,670 | | 3,670 |
| REVENUE ACCOUNT— | | | |
| 1. Capitalized abatement of Land Revenue ... | | | |
| 2. Leave and Pension Allowances ... | | 440 | 440 |
| 3. Audit and Accounts Establishment .. | | 173 | 173 |
| Total ... | | 613 | 613 |

(a) Vide note under No. 2 Capital Account.

IRRIGATION BRANCH.

BOMBAY PRESIDENCY.

PUBLIC WORKS DEPARTMENT.

ADMINISTRATIVE ACCOUNTS FOR THE YEAR 1922-23.

IRRIGATION WORKS.

RAJIB, CHITI AND GARANI CANALS.

No. 6—Statement Comparing Capital Cost to end of 1922-23 with sanctioned Estimates.

| Particulars. | CHARGES AGAINST CLOSED SANCTIONS. | | | CURRENT SANCTIONS. | | | Total charges to date against old and current sanctions. | REMARKS. |
|---|--|---|----------|--------------------|--------------------------------|------------------------------|--|----------|
| | Expenditure against construction Estimate. | Expenditure against open Capital sanctions. | Total. | Charges to date. | Amount of sanctioned Estimate. | Unspent balance of Estimate. | | |
| | Rs. | Rs. | Rs. | Rs. | Rs. | Rs. | Rs. | |
| DIRECT CHARGES. | | | | | | | | |
| Works ... | 2,33,447 | ... | 2,33,447 | ... | ... | ... | 2,33,447 | |
| Establishment ... | 26,239 | ... | 26,239 | ... | ... | ... | 26,239 | |
| Tools and Plant ... | -170 | ... | -170 | ... | ... | ... | -170 | |
| Suspense Accounts ... | ... | ... | ... | ... | ... | ... | ... | |
| Total ... | 2,59,516 | ... | 2,59,516 | ... | ... | ... | 2,59,516 | |
| Less—Receipts on Capital account ... | ... | ... | ... | ... | ... | ... | ... | |
| Net Total ... | 2,59,516 | ... | 2,59,516 | ... | ... | ... | 2,59,516 | |
| INDIRECT CHARGES. | | | | | | | | |
| Capitalized abatement of Land Revenue ... | ... | ... | ... | ... | ... | ... | ... | |
| Leave and Pension Allowances ... | 3,670 | ... | 3,670 | ... | ... | ... | 3,670 | |
| Total ... | 3,670 | ... | 3,670 | ... | ... | ... | 3,670 | |
| Grand Total ... | 2,63,186 | ... | 2,63,186 | ... | ... | ... | 2,63,186 | |

IRRIGATION BRANCH.

BOMBAY PRESIDENCY.

PUBLIC WORKS DEPARTMENT.

ADMINISTRATIVE ACCOUNTS FOR THE YEAR 1922-1923.

CANALS IN ROHRI.

CANAL PROJECT.

No. 2.—Capital Account for, and to end of, 1922-1923.

| Heads of Account. | Direct Charges. | | | Cost of construction as now estimated (Construction estimate closed during 1922-1923.) | Expenditure against closed estimates. |
|---|-----------------|------------|----------|--|---------------------------------------|
| | Previous. | 1922-1923. | Total. | | |
| I.—WORKS | (a) 1,47,284 | | 1,47,284 | 1,47,284 | 1,47,284 |
| II.—ESTABLISHMENT. | Rs. | Rs. | Rs. | Rs. | Rs. |
| 1 and 2. Direction and Accounts ... | | | | | |
| 3. Executive | 19,175 | | 19,175 | 19,175 | 19,175 |
| 4. Medical | | | | | |
| 5. Special Survey | | | | | |
| Total Establishment ... | 19,175 | | 19,175 | 19,175 | 19,175 |
| III.—TOOLS AND PLANT ... | -76 | | -76 | -76 | -76 |
| IV.—Suspense Accounts ... | | | | | |
| Grand Total ... | 1,66,383 | | 1,66,383 | 1,66,383 | 1,66,383 |
| V.—Less—Receipts on Capital Account | | | .. | | |
| Net Outlay ... | 1,66,383 | | 1,66,383 | 1,66,383 | 1,66,383 |
| <i>Apportionment.</i> | | | | | |
| Chargeable to 15—Other revenue expenditure | 1,66,383 | | 1,66,383 | 166,383 | 166,383 |
| Total ... | 1,66,383 | | 1,66,383 | 166,383 | 166,383 |

(a) Previous outlay to end of the year 1921-1922 brought forward as the Canal has been reclassified under the head 55—Construction of Irrigation Works—Productive, vide Government Resolution (P. W. D.) No. 1606, dated the 19th July 1923.

IRRIGATION BRANCH.

BOMBAY PRESIDENCY.

PUBLIC WORKS DEPARTMENT.

ADMINISTRATIVE ACCOUNTS FOR THE YEAR 1922-1923.

CANALS IN ROHRI.

No. 3.—Revenue Account for, and to end of, 1922-1923.

| Receipts. | Total. | | | Charges. | Total. | | |
|---|-----------|------------|----------|---|-----------|-----------------|-----------------|
| | Previous. | 1922-1923. | Total. | | Previous. | 1922-1923. | Total. |
| | Rs. | Rs. | Rs. | | Rs. | Rs. | Rs. |
| I.—DIRECT RECEIPTS. | | | | I.—EXTENSIONS AND IMPROVEMENTS. | | | |
| 1. Water-rates from Irrigation ... | ... | 1,552 | 1,552 | 1. Head Works ... | } | 481 | 481 |
| 5. Plantations ... | ... | 11 | 11 | 2. Main Canals and Branches ... | | | |
| 6. Other canal produce ... | ... | 1,498 | 1,498 | 3. Distributaries ... | | | |
| 9. Rents of buildings ... | ... | 3 | 3 | 4. Drainage and Protective Works ... | | | |
| 10. Fines ... | ... | 262 | 262 | Total ... | ... | 481 | 481 |
| 11. Miscellaneous receipts ... | ... | 690 | 690 | | | | |
| Total ... | ... | 4,016 | 4,016 | II.—MAINTENANCE AND REPAIRS. | | | |
| II.—INDIRECT RECEIPTS. | | | | 1. Head Works ... | } | 80,167 | 80,167 |
| Irrigation share of Land Revenue collected in the Civil Department ... | ... | 1,64,859 | 1,64,859 | 2. Main Canals and Branches ... | | | |
| 4 per cent., on 9/10ths of the proceeds from sales of occupancy rights per Government of India Nos. 58 and 58-A.I., dated respectively 20th June and 1st August 1889, communicated in Government Resolution No. 1209, dated 10th July, and No. 1913, dated 7th November 1889. ... | ... | 4,644 | 4,644 | 3. Distributaries ... | | | |
| | ... | | | 4. Drainage and Protective Works ... | | | |
| Total ... | ... | 1,69,503 | 1,69,503 | Total ... | ... | 80,167 | 80,167 |
| Total Receipts ... | ... | 1,73,519 | 1,73,519 | IV.—ESTABLISHMENT. | | | |
| | | | | 1 and 2. Direction and Accounts ... | } | 14,662 | 14,662 |
| | | | | 3. Executive ... | | | |
| | | | | Total ... | ... | 14,662 | 14,662 |
| | | | | V.—TOOLS AND PLANT. | | 4,540 | 4,540 |
| | | | | Less—Receipts on Revenue Account ... | ... | 2,875 | 2,875 |
| | | | | Total ... | ... | 96,975 | 96,975 |
| | | | | Share of Collection Charges in the Civil Department ... | ... | 9,957 | 9,957 |
| | | | | Total Direct Charges... | ... | 1,06,932 | 1,06,932 |
| | | | | Indirect Charges debitable to Revenue Account as per Account No 5 ... | ... | 2,859 | 2,859 |
| | | | | Total Charges ... | ... | 1,09,791 | 1,09,791 |
| | | | | Balance Net Revenue... | ... | 63,728 | 63,728 |
| | | | | Grand Total ... | ... | 1,73,519 | 1,73,519 |

N.B.—Old work, originally classed under works for which only revenue accounts are kept, has been reclassified under the head "55—Construction of Irrigation Works" according to the instructions given in paragraph 18 of the Government of India, P. W. D., Circulars No. 8-P. W., dated 24th September 1921.

IRRIGATION BRANCH.

BOMBAY PRESIDENCY.

PUBLIC WORKS DEPARTMENT.

ADMINISTRATIVE ACCOUNTS FOR THE YEAR 1922-1923.

IRRIGATION WORKS.

CANALS IN ROHRI.

No. 4.—Interest Account for, and to end of, 1922-1923.

| | Amount. | | Amount. |
|--|-----------|---|---------|
| | Rs. | | Rs. |
| Total interest charges to end of 1921-1922. | ... | Net Revenue realized to end of 1921-1922 as per Part III | ... |
| Interest charges for the year 1922-1923. | 6,593 | Net Revenue realized during 1922-1923 as per Part III | 63,728 |
| On Rs. 1,17,144 outlay to end of the year 1916-17 at the average rate 3.3252 per cent. | Rs. 3,895 | Total Net Revenue realized to end of the year as per Part III | 63,728 |
| On subsequent outlay Rs. 49,239 at the average rate 5.48 per cent. | 2,698 | Balance net interest charges | —57,135 |
| Total | 6,593 | Total | 6,593 |

No. 5.—Account of Indirect Charges for, and to end of, year 1922-1923.

| Particulars. | Previous. | 1922-1923. | Total. |
|--|-----------|------------|--------|
| | Rs. | Rs. | Rs. |
| CAPITAL ACCOUNT— | | | |
| 1. Capitalized abatement of Land Revenue | | | |
| 2. Leave and Pension Allowances | (a) 2,684 | | 2,684 |
| 3. Audit and Accounts Establishment | | | |
| Total | 2,684 | | 2,684 |
| REVENUE ACCOUNT— | | | |
| 1. Capitalized abatement of Land Revenue | | | |
| 2. Leave and Pension Allowances | | 2,053 | 2,053 |
| 3. Audit and Accounts Establishment | | 806 | 806 |
| Total | | 2,859 | 2,859 |

(a) *Vide* note under No. 2, Capital Account.

IRRIGATION BRANCH.

BOMBAY PRESIDENCY.

PUBLIC WORKS DEPARTMENT.

ADMINISTRATIVE ACCOUNTS FOR THE YEAR 1922-1923.

IRRIGATION WORKS.

CANALS IN ROHRI.

No. 6.—Statement comparing Capital Cost to end of 1922-1923 with sanctioned Estimates.

| Particulars. | CHARGES AGAINST CLOSED SANCTIONS. | | | CURRENT SANCTIONS. | | | Total charges to date against old and current sanctions. | REMARKS. |
|---|--|---|----------|--------------------|--------------------------------|------------------------------|--|----------|
| | Expenditure against construction Estimate. | Expenditure against open Capital sanctions. | Total. | Charges to date. | Amount of sanctioned Estimate. | Unspent balance of Estimate. | | |
| | Rs. | Rs. | Rs. | Rs. | Rs. | Rs. | Rs. | |
| DIRECT CHARGES. | | | | | | | | |
| Works ... | 1,47,284 | ... | 1,47,284 | ... | ... | ... | 1,47,284 | |
| Establishment ... | 19,175 | ... | 19,175 | ... | ... | ... | 19,175 | |
| Tools and Plant ... | —76 | ... | —76 | ... | ... | ... | —76 | |
| Suspense Accounts ... | ... | ... | ... | ... | ... | ... | ... | |
| Total ... | 1,66,383 | ... | 1,66,383 | ... | ... | ... | 1,66,383 | |
| Less—Receipts on Capital Account ... | ... | ... | ... | ... | ... | ... | ... | |
| Net Total ... | 1,66,383 | | 1,66,383 | ... | ... | ... | 1,66,383 | |
| INDIRECT CHARGES. | | | | | | | | |
| Capitalized abatement of Land Revenue ... | ... | ... | ... | ... | ... | ... | ... | |
| Leave and Pension Allowances ... | 2,684 | ... | 2,684 | ... | ... | ... | 2,684 | |
| Total ... | 2,684 | ... | 2,684 | ... | ... | ... | 2,684 | |
| Grand Total ... | 1,69,067 | ... | 1,69,067 | ... | ... | ... | 1,69,067 | |

IRRIGATION BRANCH.

BOMBAY PRESIDENCY.

PUBLIC WORKS DEPARTMENT.

ADMINISTRATIVE ACCOUNTS FOR THE YEAR 1922-1923.

CHITI CANAL.

CANAL PROJECT.

No. 2.—Capital Account for, and to end of, 1922-1923.

| Heads of Account. | Direct Charges. | | | Cost of Construction as now estimated. | Expenditure against closed estimates. |
|--|-----------------|----------|--------|--|---------------------------------------|
| | Previous. | 1922-23. | Total. | | |
| | Rs. | Rs. | Rs. | Rs. | Rs. |
| I.—WORKS. | | | | | |
| (2) <i>Main Canals and Branches.</i> | | | | | |
| K. Buildings | | 4,775 | 4,775 | 4,825 | |
| Total, Main Canals and Branches... | | 4,775 | 4,775 | 4,825 | |
| Total I.—Works | | 4,775 | 4,775 | 4,825 | |
| II.—ESTABLISHMENT. | | | | | |
| 1 and 2. Direction and Accounts ... | } | 868 | 868 | 1,037 | |
| 3. Executive | | | | | |
| 4. Medical | | | | | |
| Total, Establishment | | 868 | 868 | 1,037 | |
| III.—TOOLS AND PLANT | | 99 | 99 | 72 | |
| ... Grand Total | | 5,742 | 5,742 | 5,934 | |
| V.—Less—Receipts on Capital Account, | | | | | |
| Net Outlay | | 5,742 | 5,742 | 5,934 | |
| <i>Apportionment.</i> | | | | | |
| Chargeable to 55—Construction of Irrigation Work—Provincial | | 5,742 | 5,742 | 5,934 | |
| Total | | 5,742 | 5,742 | 5,934 | |

IRRIGATION BRANCH.

BOMBAY PRESIDENCY.

PUBLIC WORKS DEPARTMENT.

ADMINISTRATIVE ACCOUNTS FOR THE YEAR 1922-1923.

CHITI CANAL.

CANAL PROJECT.

No. 4.—Interest Account for, and to end of, 1922-1923.

| | Amount. | | Amount. |
|--|---------|---|---------|
| | Rs. | | Rs. |
| Total interest charges to end of 1921-22. | ... | Net Revenue realized to end of 1921-22. | ... |
| Interest charges for the year 1922-23 ... | 157 | Net Revenue realized during 1922-23 ... | ... |
| On Rs. 2,871 half outlay for the year 1922-23 at the average rate 5.48 per cent. | ... | Balance net interest charges | 157 |
| Total ... | 157 | Total ... | 157 |

No. 5.—Account of Indirect Charges for, and to end of, 1922-1923.

| Particulars. | Previous. | 1922-1923. | Total. |
|--|-----------|------------|--------|
| | Rs. | Rs. | Rs. |
| CAPITAL. | | | |
| 1. Capitalized abatement of Land Revenue ... | | | |
| 2. Leave and Pension Allowances ... | | 122 | 122 |
| 3. Audit and Accounts ... | | 48 | 48 |
| Total ... | | 170 | 170 |

No. 6.—Statement comparing Charges to date with sanctioned Estimates.

| Particulars. | CHARGES AGAINST CLOSED SANCTIONS. | | | CURRENT SANCTIONS. | | | Total charges to date against old and current sanctions. | Remarks. |
|---|--|---|--------|--------------------|--------------------------------|------------------------------|--|---|
| | Expenditure against construction Estimate. | Expenditure against open Capital sanctions. | Total. | Charges to date. | Amount of sanctioned Estimate. | Unspent balance of Estimate. | | |
| DIRECT CHARGES. | Rs. | Rs. | Rs. | Rs. | Rs. | Rs. | Rs. | Government Resolution (Public Works Department) No. 9273, dated 3rd January 1923. |
| Works ... | ... | ... | ... | 4,775 | 4,825 | 50 | 4,775 | |
| Establishment ... | ... | ... | ... | 868 | 1,037 | 169 | 868 | |
| Tools and Plant ... | ... | ... | ... | 99 | 72 | -27 | 99 | |
| Total ... | ... | ... | ... | 5,742 | 5,934 | 192 | 5,742 | |
| Less—Receipts on Capital Account ... | ... | ... | ... | ... | ... | ... | ... | |
| Net Total ... | ... | ... | ... | 5,742 | 5,934 | 192 | 5,742 | |
| INDIRECT CHARGES. | | | | | | | | |
| Capitalized abatement of Land Revenue ... | ... | ... | ... | ... | ... | ... | ... | |
| Leave and Pension Allowances ... | ... | ... | ... | 122 | 152 | 30 | 122 | |
| Audit and Accounts ... | ... | ... | ... | 48 | 48 | ... | 48 | |
| Total ... | ... | ... | ... | 170 | 200 | 30 | 170 | |
| Grand Total .. | ... | ... | ... | 5,912 | 6,134 | 222 | 5,912 | |

IRRIGATION BRANCH.

BOMBAY PRESIDENCY.

PUBLIC WORKS DEPARTMENT.

ADMINISTRATIVE ACCOUNTS FOR THE YEAR 1922-1923.

SUKKUR BARRAGE PROJECT.

CANAL PROJECT.

No. 2.—Capital Account for, and to end of, 1922-1923.

| Heads of Account. | DIRECT CHARGES. | | | Cost of Construction as now estimated. | Expenditure against closed estimates. |
|--|-----------------|------------|----------|--|---------------------------------------|
| | Previous. | 1922-1923. | Total. | | |
| L.—WORKS. | Rs. | Rs. | Rs. | Rs. | Rs. |
| <i>(2)—Main Canals and Branches.</i> | | | | | |
| A. Preliminary Expenses ... | 1,35,608 | 2,33,738 | 3,69,346 | 5,86,709 | |
| Total, Main Canals and Branches ... | 1,35,608 | 2,33,738 | 3,69,346 | 5,86,709 | |
| Total, I.—Works ... | 1,35,608 | 2,33,738 | 3,69,346 | 5,86,709 | |
| II.—ESTABLISHMENT. | | | | | |
| 5. Special Survey ... | 1,52,925 | 1,62,113 | 3,15,038 | 4,10,414 | |
| Total Establishment ... | 1,52,925 | 1,62,113 | 3,15,038 | 4,10,414 | |
| III.—TOOLS AND PLANT ... | 91,581 | 18,811 | 1,10,392 | 1,07,376 | |
| IV.—SUPPLEMENTARY ACCOUNTS ... | 48 | -48 | ... | | |
| Grand Total ... | 3,80,162 | 4,14,614 | 7,94,776 | 11,04,499 | |
| V — Less — Receipts on Capital Account | 65 | 204 | 269 | | |
| Net Outlay ... | 3,80,097 | 4,14,410 | 7,94,507 | 11,04,499 | |
| <i>Apportionment.</i> | | | | | |
| Chargeable to 49—Irrigation ... | 12,599 | | 12,599 | } 11,04,499 | |
| Chargeable to 55—Construction of Irrigation Works Provincial ... | 3,67,498 | 4,14,410 | 7,81,908 | | |
| Total ... | 3,80,097 | 4,14,410 | 7,94,507 | 11,04,499 | |

No. 4.—Interest Account for, and to end of 1922-1923.

| | Amount. | | | Amount. | |
|---|---------|-----|---|---------|--------|
| | Rs. | Rs. | | Rs. | Rs. |
| Total interest charges to end of 1921-1922 | 12,255 | | Net Revenue realized to end of 1921-1922. | ... | |
| Interest charges for the year 1922-1923... | 32,190 | | Net Revenue realized during 1922-1923... | ... | |
| On Rs.—234 outlay to end of the year 1916-1917 at the average rate 3.3252 per cent., Rs.—9. | | | | ... | |
| On Rs. 5,87,586 outlay from the year 1917-1918 to 1921-1922 and half of 1922-1923, Rs. 32,199 | | | Balance net interest charges | ... | 44,445 |
| Total ... | 44,445 | | Total ... | | 44,445 |

IRRIGATION BRANCH.

BOMBAY PRESIDENCY.

PUBLIC WORKS DEPARTMENT.

ADMINISTRATIVE ACCOUNTS FOR THE YEAR 1922-1923.

SUKKUR BARRAGE PROJECT.

CANAL PROJECT.

No. 5.—Account of Indirect Charges for, and to end of, 1922-1923.

| Particulars. | Previous. | 1922-1923. | Total. |
|--|-----------|------------|--------|
| | Rs. | Rs. | Rs. |
| CAPITAL— | | | |
| 1. Capitalized abatement of Land Revenue | Nil | ... | ... |
| 2. Leave and Pension Allowances | 21,410 | 22,696 | 44,106 |
| 3. Audit and Accounts | 1,334 | 2,337 | 3,675 |
| Total | 22,748 | 25,033 | 47,781 |

No. 6.—Statement comparing Charges to date with sanctioned Estimates.

| Particulars. | CHARGES AGAINST CLOSED SANCTIONS. | | | CURRENT SANCTIONS. | | | Total charges to date against old and current Sanctions. | Remarks. |
|----------------------------------|--|---|--------|--------------------|--------------------------------|------------------------------|--|--|
| | Expenditure against construction Estimate. | Expenditure against open Capital Sanctions. | Total. | Charges to date. | Amount of sanctioned Estimate. | Unspent balance of Estimate. | | |
| | Rs. | Rs. | Rs. | Rs. | Rs. | Rs. | Rs. | |
| DIRECT CHARGES. | | | | | | | | |
| Works | ... | ... | ... | 3,69,346 | 5,86,709 | 2,17,363 | 3,69,346 | Sanction to estimate for close contouring the area commanded by the Sukkur Barrage Canal Project was obtained in Government Resolution (Public Works Department) No. W. 1.—46169, dated 24th October 1921. |
| Establishment | ... | ... | ... | 3,15,038 | 4,10,414 | 95,376 | 3,15,038 | |
| Tools and Plant | ... | ... | ... | 1,10,392 | 1,07,376 | —3,016 | 1,10,392 | |
| Suspense Accounts | ... | ... | ... | ... | ... | ... | ... | |
| Total | ... | ... | ... | 7,94,776 | 11,04,499 | 3,09,723 | 7,94,776 | |
| Less—Receipts on Capital Account | ... | ... | ... | 269 | ... | —269 | 269 | |
| Net Total | ... | ... | ... | 7,94,507 | 11,04,499 | 3,09,992 | 7,94,507 | |
| INDIRECT CHARGES. | | | | | | | | |
| Leave and Pension Allowances | ... | ... | ... | 44,106 | ... | —44,106 | 44,106 | |
| Audit and Accounts | ... | ... | ... | 3,675 | ... | —3,675 | 3,675 | |
| Total | ... | ... | ... | 47,781 | ... | —47,781 | 47,781 | |
| Grand Total | ... | ... | ... | 8,42,288 | 11,04,499 | 2,62,211 | 8,42,288 | |

IRRIGATION BRANCH.

BOMBAY PRESIDENCY.

PUBLIC WORKS DEPARTMENT.

ADMINISTRATIVE ACCOUNTS FOR THE YEAR 1922-23.

GARKINO CANAL.

CANAL PROJECT.

No. 2.—Capital Account for, and to end of, 1922-23.

| Heads of Account. | Direct Charges. | | | Cost of construction as now estimated. | Expenditure against closed estimates. |
|---|-----------------|----------|--------|--|---------------------------------------|
| | Previous. | 1922-23. | Total. | | |
| I.—WORKS. | Rs. | Rs. | Rs. | Rs. | Rs. |
| (2)—Main Canals and Branches. | | | | | |
| A. Preliminary Expenses | | 2,220 | 2,220 | 200 | |
| B. Land | | | | 3,475 | |
| D. Regulators | | 8,489 | 8,489 | 16,088 | |
| G. Bridges | | | | 4,104 | |
| K. Buildings | | | | 3,000 | |
| L. Earth-work | | 6,978 | 6,978 | 28,773 | |
| O. Miscellaneous | | 1,346 | 1,346 | 3,730 | |
| Total, Main Canals and Branches... | | 19,033 | 19,033 | 59,370 | |
| (3)—Distributaries. | | | | | |
| C. Works | | | | 15,219 | |
| Total, Distributaries | | | | 15,219 | |
| Total I.—Works | | 19,033 | 19,033 | 74,589 | |
| II.—ESTABLISHMENT. | | | | | |
| 1 and 2. Direction and Accounts | | 3,460 | 3,460 | 16,037 | |
| 3. Executive | | | | | |
| Total, Establishment | | 3,460 | 3,460 | 16,037 | |
| III.—TOOLS AND PLANT | | 993 | 393 | 1,119 | |
| IV.—SUSPENSE ACCOUNTS | | | | | |
| Grant Total | | 22,886 | 22,886 | 91,745 | |
| V.—Less—Receipts on Capital Account | | | | | |
| Net Outlay | | 22,886 | 22,886 | 91,745 | |
| <i>Apportionment.</i> | | | | | |
| Chargeable to 55—Construction of Irrigation Works—Provincial | | 22,886 | 22,886 | 91,745 | |
| Total | | 22,886 | 22,886 | 91,745 | |

IRRIGATION BRANCH.

BOMBAY PRESIDENCY.

PUBLIC WORKS DEPARTMENT.

ADMINISTRATIVE ACCOUNTS FOR THE YEAR 1922-23.

IRRIGATION WORKS.

GASKINO CANAL.

No. 4.—Interest Account for, and to end of, 1922-23.

| | Amount. | | Amount. |
|---|---------|---|---------|
| | Rs. | | Rs. |
| Total interest charges to end of 1921-1922 ... | ... | Net Revenue realized to end of 1921-1922... | ... |
| Interest charges for the year 1922-1923 ... | 627 | Net Revenue realized during 1922-1923 ... | ... |
| On Rs. 11,443, half outlay during the year 1922-23 at the average rate 5.48 per cent. | | | |
| | | Balance net interest charges ... | 627 |
| Total ... | 627 | Total ... | 627 |

No. 5.—Account of Indirect Charges for, and to end of, 1922-23.

| Particulars. | Previous. | 1922-23. | Total. |
|--|-----------|----------|--------|
| | Rs. | Rs. | Rs. |
| CAPITAL— | | | |
| 1. Capitalized abatement of Land Revenue ... | | | |
| 2. Leave and Pension Allowances ... | | 484 | 484 |
| 3. Audit and Accounts Establishment ... | | 190 | 190 |
| Total ... | | 674 | 674 |

No. 6.—Statement comparing Charges to date with Sanctioned Estimates.

CANAL PROJECT.

| Particulars. | CHARGES AGAINST CLOSED SANCTIONS. | | | CURRENT SANCTIONS. | | | Total charges to date against old and current sanctions. | Remarks. |
|--------------------------------------|---------------------------------------|---|--------|--------------------|--------------------------------|------------------------------|--|--|
| | Expenditure against Capital Estimate. | Expenditure against open Capital sanctions. | Total. | Charges to date. | Amount of sanctioned Estimate. | Unspent balance of Estimate. | | |
| | Rs. | Rs. | Rs. | Rs. | Rs. | Rs. | Rs. | |
| DIRECT CHARGES. | | | | | | | | G. R. (P.W.D.), No. 2965, dated 6th February 1923. |
| Works ... | ... | ... | ... | 19,033 | 74,589 | 55,556 | 19,033 | |
| Establishment ... | ... | ... | ... | 3,460 | 16,037 | 12,577 | 3,460 | |
| Tools and Plant ... | ... | ... | ... | 393 | 1,119 | 726 | 393 | |
| Total ... | ... | ... | ... | 22,886 | 91,745 | 68,859 | 22,886 | |
| Less—Receipts on Capital account ... | ... | ... | ... | ... | ... | ... | ... | |
| Net Total ... | ... | ... | ... | 22,886 | 91,745 | 68,859 | 22,886 | |
| INDIRECT CHARGES. | | | | | | | | |
| Leave and Pension Allowances ... | ... | ... | ... | 484 | 2,245 | 1,761 | 484 | |
| Audit and Accounts Establishment ... | ... | ... | ... | 190 | 746 | 556 | 190 | |
| Total ... | ... | ... | ... | 674 | 2,991 | 2,317 | 674 | |
| Grand Total ... | ... | ... | ... | 23,560 | 94,736 | 71,176 | 23,560 | |

IRRIGATION BRANCH.

BOMBAY PRESIDENCY.

PUBLIC WORKS DEPARTMENT.

ADMINISTRATIVE ACCOUNTS FOR THE YEAR 1922-23.

ABORE CANAL.

CANAL PROJECT.

No. 2.—Capital Account for, and to end of, 1922-23.

| Heads of Account. | DIRECT CHARGES. | | | Cost of Construction as now estimated. | Expenditure against closed estimates. |
|---|-----------------|----------|--------|--|---------------------------------------|
| | Previous | 1922-23. | Total | | |
| I.—WORKS. | Rs. | Rs. | Rs. | Rs. | Rs. |
| (2) Main Canals and Branches. | | | | | |
| K. Buildings | | 11,114 | 11,114 | 11,335 | |
| Total, I.—WORKS | | 11,114 | 11,114 | 11,335 | |
| II.—ESTABLISHMENT. | | | | | |
| 1 and 2. Direction and Accounts | } | 2,038 | 2,038 | 2,437 | |
| 3. Executive | | | | | |
| Total, Establishment | | 2,038 | 2,038 | 2,437 | |
| III.—TOOLS AND PLANT | | 302 | 302 | 170 | |
| Grand Total | | 13,454 | 13,454 | 13,942 | |
| V.—Less—Receipts on Capital Account | | | ... | | |
| Net Outlay | | 13,454 | 13,454 | 13,942 | |
| <i>Apportionment.</i> | | | | | |
| Chargeable to 55—Construction of Irrigation Works—Provincial | | 13,454 | 13,454 | 13,942 | |
| Total | | 13,454 | 13,454 | 13,942 | |

IRRIGATION BRANCH.

BOMBAY PRESIDENCY.

PUBLIC WORKS DEPARTMENT.

ADMINISTRATIVE ACCOUNTS FOR THE YEAR 1922-23.

IRRIGATION WORKS.

ABORE CANAL.

CANAL PROJECT.

No. 4.—Interest Account for, and to end of, 1922-23.

| | Amount. | | | Amount. | |
|---|---------|--|--|---------|-----|
| | Rs. | | | Rs. | |
| Total interest charges to end of 1921-1922 ... | ... | | Net Revenue realized to end of 1921-1922 ... | ... | |
| Interest charges for the year 1922-1923 ... | 369 | | Net Revenue realized during 1922-1923 ... | ... | |
| On Rs. 6,727 half outlay for 1922-23 at the average rate 5.48 per cent. | | | Balance net interest charges ... | ... | 369 |
| Total ... | 369 | | Total ... | ... | 369 |

No. 5.—Account of Indirect Charges for, and to end of, 1922-23.

| Particulars. | Previous. | 1922-23. | Total. |
|--|-----------|----------|--------|
| | Rs. | Rs. | Rs. |
| CAPITAL— | | | |
| 1. Capitalized abatement of Land Revenue ... | | | |
| 2. Leave and Pension Allowances ... | | 285 | 285 |
| 3. Audit and Accounts Establishment ... | | 111 | 111 |
| Total ... | | 396 | 396 |

No. 6.—Statement comparing Charges to date with Sanctioned Estimates.

| Particulars. | CHARGES AGAINST CLOSED SANCTIONS. | | | CURRENT SANCTIONS. | | | Total charges to date against old and current sanctions. | Remarks. |
|--------------------------------------|--|---|--------|--------------------|--------------------------------|------------------------------|--|--|
| | Expenditure against Construction Estimate. | Expenditure against open Capital sanctions. | Total. | Charges to date. | Amount of sanctioned Estimate. | Unspent balance of Estimate. | | |
| | Rs. | Rs. | Rs. | Rs. | Rs. | Rs. | Rs. | |
| DIRECT CHARGES. | | | | | | | | G. R. (P.W.D.), Nos. 9274, dated 8rd January 1923 and 9274, dated 27th March 1923. |
| Works ... | ... | ... | ... | 11,114 | 11,335 | 221 | 11,114 | |
| Establishment ... | ... | ... | ... | 2,038 | 2,437 | 399 | 2,038 | |
| Tools and Plant ... | ... | ... | ... | 302 | 110 | —192 | 302 | |
| Total ... | ... | ... | ... | 13,454 | 13,882 | 428 | 13,454 | |
| Net Total ... | ... | ... | ... | 13,454 | 13,882 | 428 | 13,454 | |
| INDIRECT CHARGES. | | | | | | | | |
| Leave and Pension Allowances ... | ... | ... | ... | 285 | 341 | 56 | 285 | |
| Audit and Accounts Establishment ... | ... | ... | ... | 111 | 114 | 3 | 111 | |
| Total ... | ... | ... | ... | 396 | 455 | 59 | 396 | |
| Grand Total .. | ... | ... | ... | 13,850 | 14,337 | 487 | 13,850 | |

IRRIGATION BRANCH.

BOMBAY PRESIDENCY.

PUBLIC WORKS DEPARTMENT.

ADMINISTRATIVE ACCOUNTS FOR THE YEAR 1922-1923.

GADIKERI TANK.

TANK PROJECT.

No. 3.—Revenue Account for, and to end of, 1922-1923.

| Receipts. | Total. | | | Charges. | Total. | | |
|--|-----------|------------|--------|--|-----------|------------|--------|
| | Previous. | 1922-1923. | Total. | | Previous. | 1922-1923. | Total. |
| | Rs. | Rs. | Rs. | | Rs. | Rs. | Rs. |
| I.—DIRECT RECEIPTS. | | | | II.—MAINTENANCE AND REPAIRS. | | | |
| 1. Water-rates from Irrigation ... | 8,959 | ... | 8,959 | 1. Head Works ... | 8,338 | ... | 8,338 |
| 5. Plantation ... | 90 | ... | 90 | 2. Main Canals and Branches ... | 802 | 496 | 1,298 |
| 6. Other canal produce ... | | | | | | | |
| Total ... | 9,049 | ... | 9,049 | Total ... | 9,140 | 496 | 9,636 |
| | | | | IV.—ESTABLISHMENT. | | | |
| | | | | 1 & 2. Direction and Accounts ... | 2,471 | 971 | 3,442 |
| | | | | 3. Executive ... | | | |
| | | | | Total .. | 2,471 | 971 | 3,442 |
| II.—INDIRECT RECEIPTS. | | | | V.—TOOLS AND PLANT ... | 95 | 22 | 117 |
| Irrigation share of Land Revenue collected in the Civil Department ... | 50,573 | 2,355 | 82,928 | VI.—REFUNDS OF REVENUE ... | 2,021 | ... | 2,021 |
| Total, Receipts ... | 89,622 | 2,355 | 91,977 | Total ... | 13,727 | 1,489 | 15,216 |
| | | | | Share of Collection Charges in the Civil Department ... | 8,956 | 236 | 9,192 |
| | | | | Total, Direct Charges... | 22,693 | 1,725 | 24,408 |
| | | | | Indirect Charges debitable to Revenue Account as per Account No. 5 ... | 351 | 141 | 492 |
| | | | | Total, Charges ... | 23,034 | 1,866 | 24,900 |
| | | | | Balance Net Revenue ... | 66,588 | 489 | 67,077 |
| Grand Total ... | 89,622 | 2,355 | 91,977 | Grand Total ... | 89,622 | 2,355 | 91,977 |

N.B.—Last Capital Account detailed in the Administrative Accounts for 1905-1906. Construction Estimate closed on 31st March 1882 —vide Government Resolution No. 1411, dated 12th September 1893. Completion Report approved in Government Resolution No. 101, dated 18th January 1894.

IRRIGATION BRANCH.

BOMBAY PRESIDENCY.

PUBLIC WORKS DEPARTMENT.

ADMINISTRATIVE ACCOUNTS FOR THE YEAR 1922-1923.

GADIKERI TANK.

TANK PROJECT.

No. 4.—Interest Account for, and to end of, 1922-1923.

| | Amount. | | Amount. |
|--|---------|---|---------|
| | Rs. | | Rs. |
| Total interest charges to end of 1921-22. | 19,017 | Net Revenue realized to end of 1921-22. | 66,588 |
| Interest charges for the year 1922-23 ... | 544 | Net Revenue realized during 1922-23 ... | 489 |
| On Rs. 16,863 outlay to end of the year 1916-17 at the average rate 3.3252 per cent. | | | 67,077 |
| Subsequent outlay nil | ... | Balance net interest charges ... | -47,516 |
| Total .. | 19,561 | Total ... | 19,561 |

No. 5.—Account of Indirect Charges for, and to end of, 1922-1923.

| Particulars. | Previous. | 1922-1923. | Total. |
|--|-----------|------------|--------|
| | Rs. | Rs. | Rs. |
| REVENUE— | | | |
| 2. Leave and Pension Allowances | 345 | 136 | 481 |
| 3. Accounts and Audit | 6 | 5 | 11 |
| | 351 | 141 | 492 |

IRRIGATION BRANCH.

BOMBAY PRESIDENCY.

PUBLIC WORKS DEPARTMENT.

ADMINISTRATIVE ACCOUNTS FOR THE YEAR 1922-1923.

MAVINKOP TANK.

TANK PROJECT.

No. 3.—Revenue Account for, and to end of, 1922-1923.

| Receipts. | Total. | | | Charges. | Total. | | |
|---|-----------|------------|--------|--|-----------|------------|--------|
| | Previous. | 1922-1923. | Total. | | Previous. | 1922-1923. | Total. |
| | Rs. | Rs. | Rs. | | Rs. | Rs. | Rs. |
| I.—DIRECT RECEIPTS. | | | | I.—EXTENSIONS AND IMPROVEMENTS. | | | |
| 5. Plantations ... | 28 | ... | 28 | 1. Head Works ... | 1,440 | ... | 1,440 |
| 6. Other canal produce. | | | | 3. Distributaries ... | 158 | ... | 158 |
| | | | | Total ... | 1,598 | ... | 1,598 |
| 11. Miscellaneous Receipts ... | 169 | ... | 169 | II.—MAINTENANCE AND REPAIRS. | | | |
| | | | | 1. Head Works ... | 4,223 | ... | 4,223 |
| Total ... | 197 | ... | 197 | 2. Main Canals and Branches ... | 2,549 | 174 | 2,723 |
| | | | | 3. Distributaries ... | 348 | ... | 348 |
| | | | | Total ... | 7,120 | 174 | 7,294 |
| II.—INDIRECT RECEIPTS. | | | | IV.—ESTABLISHMENT. | | | |
| Irrigation share of Land Revenue collected in the Civil Department. | 65,229 | 2,022 | 67,251 | 1 & 2. Direction and Accounts ... | 6,400 | 341 | 6,741 |
| | | | | 3. Executive ... | | | |
| | | | | Total ... | 6,400 | 341 | 6,741 |
| | | | | V.—TOOLS AND PLANT. | 190 | 8 | 198 |
| | | | | Total ... | 15,308 | 523 | 15,831 |
| Total, Receipts ... | 65,426 | 2,022 | 67,448 | Share of Collection Charges in the Civil Department ... | 6,532 | 202 | 6,734 |
| | | | | Total, Direct Charges ... | 21,840 | 725 | 22,565 |
| | | | | Indirect Charges debitable to Revenue Account as per Account No. 5 ... | 906 | 50 | 956 |
| | | | | Total, Charges ... | 22,746 | 775 | 23,521 |
| | | | | Balance Net Revenue ... | 42,680 | 1,247 | 43,927 |
| Grand Total ... | 65,426 | 2,022 | 67,448 | Grand Total ... | 65,426 | 2,022 | 67,448 |

N.B.—Last Capital Account detailed in the Administrative Accounts for 1901-1902. Construction Estimate closed on 31st March 1901—vide Government Resolution No. 1411, dated 12th September 1893. Completion Report approved in Government Resolution No. 1138, dated 16th July 1894.

IRRIGATION BRANCH.

BOMBAY PRESIDENCY.

PUBLIC WORKS DEPARTMENT.

ADMINISTRATIVE ACCOUNTS FOR THE YEAR. 1922-1923.

MAYINKOP TANK.

TANK PROJECT.

No. 4.—Interest Account for, and to end of, 1922-1923.

| | Amount. | | Amount. |
|---|---------|---|---------|
| | Rs. | | Rs. |
| Total interest charges to end of 1921-22. | 47,090 | Net Revenue realized to end of 1921-22. | 42,680 |
| Interest charges for the year 1922-23 ... | 1,004 | Net Revenue realized during 1922-23 ... | 1,247 |
| On Rs. 30,185 outlay to end of the year 1916-17 at the average rate 3.3252 per cent. | ... | | 43,927 |
| Subsequent outlay <i>nil</i> | ... | Balance net interest charges | 4,167 |
| Total ... | 48,094 | Total ... | 48,094 |

No. 5.—Account of Indirect Charges for, and to end of, 1922-1923.

| Particulars. | Previous. | 1922-1923. | Total. |
|--|-----------|------------|--------|
| | Rs. | Rs. | Rs. |
| REVENUE— | | | |
| 1. Capitalized abatement of Land Revenue ... | ... | ... | ... |
| 2. Leave and Pension Allowances | 896 | 48 | 944 |
| 3. Audit and Accounts | 10 | 2 | 12 |
| Total ... | 906 | 50 | 956 |

IRRIGATION BRANCH.

BOMBAY PRESIDENCY.

PUBLIC WORKS DEPARTMENT.

ADMINISTRATIVE ACCOUNTS FOR THE YEAR 1922-23.

SHAHADA CHANNEL.

CANAL PROJECT.

No. 2.—Capital Account for, and to end of, 1922-23.

| Heads of Account. | Direct Charges. | | | Cost of Construction as now estimated (Construction estimate closed during 1921-22). | Expenditure against closed estimates. |
|--|-----------------|----------|--------|--|---------------------------------------|
| | Previous. | 1922-23. | Total. | | |
| | Rs. | Rs. | Rs. | Rs. | Rs. |
| I.—Works ... | (a) 29,535 | | 29,535 | 29,535 | 29,535 |
| II.—ESTABLISHMENT. | | | | | |
| 1 and 2. Direction and Accounts ... | 32,161 | | 32,161 | 32,161 | 32,161 |
| 3. Executive ... | | | | | |
| Total Establishment ... | 32,161 | | 32,161 | 32,161 | 32,161 |
| III.—Tools and Plant ... | 335 | | 335 | 335 | 335 |
| Grand Total ... | 62,031 | | 62,031 | 62,031 | 62,031 |
| Less—Receipts on Capital Accounts . | | | ... | | |
| Net Outlay ... | 62,031 | | 62,031 | 62,031 | 62,031 |
| APPORTIONMENT. | | | | | |
| Chargeable to 15—Other revenue expenditure ... | 62,031 | | 62,031 | 62,031 | 62,031 |

(a) The Canal has been reclassified under the head 55 Construction of Irrigation Works, etc., Productive, Government Resolution, Public Works Department, No. 1918, dated 9th June 1923.

IRRIGATION BRANCH.

BOMBAY PRESIDENCY.

PUBLIC WORKS DEPARTMENT.

ADMINISTRATIVE ACCOUNTS FOR THE YEAR 1922-23.

SHAHADA CHANNEL.

CANAL PROJECT.

No. 3.—Revenue Account for, and to end of, 1922-23.

| Receipts. | Total. | | | Charges. | Total. | | |
|--|-----------|------------|--------|--|-----------|------------|--------|
| | Previous. | 1922-1923. | Total. | | Previous. | 1922-1923. | Total. |
| | Rs. | Rs. | Rs. | | Rs. | Rs. | Rs. |
| I.—DIRECT RECEIPTS. | | | | II.—MAINTENANCE AND REPAIRS. | | | |
| 1. Water-rates from Irrigation ... | ... | 3,203 | 3,203 | 1. Head-Works ... | ... | 345 | 345 |
| 6. Other canal produce ... | ... | 14 | 14 | 2. Main Canals and Branches ... | ... | 10 | 10 |
| 10. Fines ... | ... | 88 | 88 | 3. Distributaries ... | ... | 9 | 9 |
| 11. Miscellaneous receipts ... | ... | 50 | 50 | Total ... | ... | 364 | 364 |
| Total ... | ... | 3,355 | 3,355 | IV.—ESTABLISHMENT. | | | |
| | | | | 1 and 2 Direction and Accounts ... | ... | 782 | 782 |
| | | | | 3. Executive ... | ... | | |
| | | | | Total ... | ... | 782 | 782 |
| II.—INDIRECT RECEIPTS. | | | | V.—TOOLS AND PLANT. | | | |
| Irrigation share of Land Revenue collected in the Civil Department ... | ... | 5,561 | 5,561 | Total ... | ... | 13 | 13 |
| Total ... | ... | 5,561 | 5,561 | Total ... | ... | 1,159 | 1,159 |
| | | | | Share of Collection Charges in the Civil Department ... | ... | 722 | 722 |
| | | | | Total direct charges ... | ... | 1,881 | 1,881 |
| | | | | Indirect Charges debitable to Revenue Account as per Account No. 5 ... | ... | 113 | 113 |
| Total Receipts ... | ... | 8,916 | 8,916 | Total Charges ... | ... | 1,994 | 1,994 |
| | | | | Balance Net Revenue ... | ... | 6,922 | 6,922 |
| GRAND TOTAL ... | ... | 8,916 | 8,916 | GRAND TOTAL ... | ... | 8,916 | 8,916 |

N. B.—Old work originally classed under Works for which only revenue accounts were kept has been reclassified under the head 55 Construction of Irrigation Works according to the instructions given in paragraph 18 of the Government of India, Public Works Department, Circular No. 3, P. W., dated 24th September 1921.

PUBLIC WORKS DEPARTMENT.
ADMINISTRATIVE ACCOUNTS FOR THE YEAR 1922-23.

IRRIGATION WORKS.

SHAHADA CHANNEL.

CANAL PROJECT.

No. 4.—Interest Account for, and to end of, 1922-23.

| | Amount. | | | Amount. | |
|---|---------|--|--|---------|--------|
| | Rs. | | | Rs. | |
| Total interest charges to end of 1921-1922 | | | Net Revenue realized to end of 1921-22 | | |
| Interest charges for the year 1922-1923... | 2,086 | | Net Revenue realized during 1922-23 | | 6,922 |
| On Rs. 60,981, outlay to end of the year 1916-17 at the average rate 3.3252 per cent. ... | 2,028 | | | | |
| On subsequent outlay Rs. 1,050 at 5.48 per cent. ... | 58 | | Balance net interest charges | | 6,922 |
| | | | | | —4,836 |
| Total ... | 2,086 | | Total ... | | 2,086 |

No. 5.—Account of Indirect charges for, and to end of, 1922-23.

| Particulars. | Previous. | 1922-1923. | Total. |
|--|-----------|------------|--------|
| CAPITAL— | Rs. | Rs. | Rs. |
| 1. Capitalized abatement of Land Revenue ... | | | |
| 2. Leave and Pension Allowances ... | 4,503 | | 4,503 |
| 3. Audit and Accounts Establishment ... | | | |
| Total ... | 4,503 | | 4,503 |
| REVENUE— | | | |
| 1. Capitalized abatement of Land Revenue ... | | | |
| 2. Leave and Pension Allowances ... | | 109 | 109 |
| 3. Audit and Accounts ... | | 4 | 4 |
| Total ... | | 113 | 113 |

No. 6.—Statement comparing Charges to date with sanctioned Estimates.

| Particulars. | CHARGES AGAINST CLOSED SANCTIONS. | | | CURRENT SANCTIONS. | | | Total charges to date against old and current sanctions. | Remarks. |
|--------------------------------------|--|---|--------|--------------------|--------------------------------|------------------------------|--|----------|
| | Expenditure against construction Estimate. | Expenditure against open Capital sanctions. | Total. | Charges to date. | Amount of sanctioned Estimate. | Unspent balance of Estimate. | | |
| DIRECT CHARGES. | Rs. | Rs. | Rs. | Rs. | Rs. | Rs. | Rs. | |
| Works ... | 29,535 | ... | 29,535 | ... | ... | ... | 29,535 | |
| Establishment ... | 32,161 | ... | 32,161 | ... | ... | ... | 32,161 | |
| Tools and Plant ... | 335 | ... | 335 | ... | ... | ... | 335 | |
| Total ... | 62,031 | ... | 62,031 | ... | ... | ... | 62,031 | |
| Net Total ... | 62,031 | ... | 62,031 | ... | ... | ... | 62,031 | |
| INDIRECT CHARGES. | | | | | | | | |
| Leave and Pension Allowances ... | 4,503 | ... | 4,503 | ... | ... | ... | 4,503 | |
| Audit and Accounts Establishment ... | ... | ... | ... | ... | ... | ... | ... | |
| Total ... | 4,503 | ... | 4,503 | ... | ... | ... | 4,503 | |
| Grand Total ... | 66,534 | ... | 66,534 | ... | ... | ... | 66,534 | |

IRRIGATION BRANCH.

BOMBAY PRESIDENCY.

PUBLIC WORKS DEPARTMENT.

ADMINISTRATIVE ACCOUNTS FOR THE YEAR 1922-1923.

MAHIWAH CANAL.

CANAL PROJECT.

No. 2.—Capital Account for, and to end of, 1922-23.

| Heads of Account. | DIRECT CHARGES. | | | Cost of construction as now estimated (Construction estimate closed on 30th August 1923.) | Expenditure against closed estimates. |
|--|-----------------|------------|-----------|---|---------------------------------------|
| | Previous. | 1922-1923. | Total. | | |
| I.—WORKS. | | | | | |
| (2)—Main Canals and Branches. | | | | | |
| B. Land | 62,933 | ... | 62,933 | 62,933 | 62,933 |
| D. Regulators | 1,53,899 | 7,400 | 1,61,299 | 1,65,582 | 1,53,899 |
| E. Falls and Weirs | 8,272 | ... | 8,272 | 8,272 | 8,272 |
| G. Bridges | 44,200 | ... | 44,200 | 44,200 | 44,200 |
| K. Buildings | 34,288 | ... | 34,288 | 34,288 | 34,288 |
| L. Earth-work | 4,14,441 | ... | 4,14,441 | 4,14,441 | 4,14,441 |
| Total, Main Canals and Branches | 7,18,033 | 7,400 | 7,25,433 | 7,29,716 | 7,18,033 |
| (3)—Distributaries. | | | | | |
| C. Works | 69,822 | ... | 69,822 | 69,822 | 69,822 |
| L. Earth-work | 79,871 | ... | 79,871 | 79,871 | 79,871 |
| Total, Distributaries | 1,49,693 | ... | 1,49,693 | 1,49,693 | 1,49,693 |
| (4)—Drainage and Protective Works. | | | | | |
| B. Land | 4,210 | ... | 4,210 | 4,210 | 4,210 |
| C. Works | 50,954 | ... | 50,954 | 50,954 | 50,954 |
| L. Earth-work | 2,04,631 | ... | 2,04,631 | 2,04,631 | 2,04,631 |
| Total, Drainage and Protective Works | 2,59,795 | ... | 2,59,795 | 2,59,795 | 2,59,795 |
| Total, I.—Works | 11,27,521 | 7,400 | 11,34,921 | 11,39,204 | 11,27,521 |
| II.—ESTABLISHMENT. | | | | | |
| 1 & 2. Direction and Accounts | 53,473 | 1,272 | 2,45,149 | 2,46,389 | 53,473 1,90,404 |
| 3. Executive | 1,90,404 | | | | |
| Total, II.—Establishment | 2,43,877 | 1,272 | 2,45,149 | 2,46,389 | 2,43,877 |
| III.—TOOLS AND PLANT | 9,500 | 144 | 9,644 | 9,676 | 9,500 |
| Grand Total | 13,80,898 | 8,816 | 13,89,714 | 13,95,269 | 13,80,898 |
| V—Less—Receipts on Capital Account | 6 | ... | 6 | 6 | 6 |
| Net Outlay | 13,80,892 | 8,816 | 13,89,708 | 13,95,263 | 13,80,892 |
| APPORTIONMENT. | | | | | |
| Chargeable to 49—Irrigation | 13,80,892 | ... | 13,80,892 | 13,95,263 | 13,80,892 |
| Chargeable to 55—Construction of Irrigation Works—Provincial | ... | 8,816 | 8,816 | | ... |
| Total | 13,80,892 | 8,816 | 13,89,708 | 13,95,263 | 13,80,892 |

IRRIGATION BRANCH.

BOMBAY PRESIDENCY.

PUBLIC WORKS DEPARTMENT.

ADMINISTRATIVE ACCOUNTS FOR THE YEAR 1922-1923.

MAHIWAH CANAL.

CANAL PROJECT.

No. 3.—Revenue Account for, and to end of, 1922-1923.

| Receipts. | Total. | | | Charges. | Total. | | |
|---|-----------|------------|-----------|--|-----------|------------|-----------|
| | Previous. | 1922-1923. | Total. | | Previous. | 1922-1923. | Total. |
| I.—DIRECT RECEIPTS. | Rs. | Rs. | Rs. | I.—EXTENSIONS AND IMPROVEMENTS. | Rs. | Rs. | Rs. |
| 1. Water-rates from Irrigation ... | 3,976 | 1,460 | 5,436 | 2. Main Canals and Branches ... | 1,36,795 | —152 | 1,36,643 |
| 3. Sales of Water ... | 6 | ... | 6 | 3. Distributaries ... | 12,329 | ... | 12,329 |
| 5. Plantations ... | 501 | 20 | 521 | Total ... | 1,49,124 | —152 | 1,48,972 |
| 6. Other Canal Produce ... | 7,906 | 878 | 8,784 | II.—MAINTENANCE AND REPAIRS. | | | |
| 9. Rents of Buildings. | 398 | ... | 398 | 2. Main Canals and Branches ... | 9,17,893 | 57,420 | 9,75,313 |
| 10. Fines ... | 10,717 | 685 | 11,402 | 3. Distributaries ... | 8,189 | ... | 8,189 |
| 11. Miscellaneous Receipts ... | 19,643 | 1,224 | 20,867 | Total ... | 9,26,082 | 57,420 | 9,83,502 |
| Total ... | 43,147 | 4,267 | 47,414 | IV.—ESTABLISHMENT. | | | |
| II.—INDIRECT RECEIPTS. | | | | 1 & 2. Direction and Accounts ... | 1,34,121 | 10,314 | 1,44,435 |
| Irrigation share of Land Revenue collected in the Civil Department ... | 10,71,940 | 51,883 | 11,23,823 | 3. Executive ... | | | |
| per cent. on $\frac{9}{10}$ ths of the proceeds from sales of occupancy rights per Government of India Nos. 53 and 58-A. I., dated respectively, 20th June and 1st August 1889, communicated in Government Resolution No. 1209, dated 10th July, and No. 1913, dated 7th November 1889 ... | 53,819 | 3,693 | 57,512 | Total ... | 1,34,121 | 10,314 | 1,44,435 |
| Total ... | 11,25,759 | 55,576 | 11,81,335 | V.—TOOLS AND PLANT ... | 8,605 | 1,368 | 9,973 |
| Total, Receipts ... | 11,68,906 | 59,843 | 12,28,749 | VI.—REFUNDS OF REVENUE | 210 | ... | 210 |
| <i>Note.</i> —Loss to the canal on account of difference between assessment of water-rates on Jâghir lands and assessment at the ordinary rates in force for Government lands noted here per Government of India Letter No. 233-L., dated 14th June 1883, communicated under Government Resolution No. 400, dated 11th August 1883. | | | | Total ... | 12,18,142 | 68,950 | 12,87,092 |
| To end of 1921-1922 ... | 96,509 | | | Share of Collection Charges in the Civil Department ... | 58,538 | 3,174 | 61,712 |
| Loss for 1922-1923 ... | —887 | | | Total Direct charges ... | 12,76,680 | 72,124 | 13,48,804 |
| Total ... | 95,622 | | | Indirect Charges debitable to Revenue Account as per Account No. 5 ... | 23,151 | 2,017 | 25,168 |
| Grand Total ... | 11,68,906 | 59,843 | 12,28,749 | Total Charges ... | 12,99,831 | 74,141 | 13,73,972 |
| | | | | Balance Net Revenue ... | —1,30,925 | —14,298 | —1,45,223 |
| | | | | Grand Total ... | 11,68,906 | 59,843 | 12,28,749 |

N.B.—Construction Estimate closed on 30th August 1922—vide Government Memorandum No. S.—47, dated 30th August 1922
Completion Report passed by the Finance Department, vide Government Memorandum (Public Works Department)
No. S.—47-L., dated 30th August 1922.

IRRIGATION BRANCH.

BOMBAY PRESIDENCY.

PUBLIC WORKS DEPARTMENT.
ADMINISTRATIVE ACCOUNTS FOR THE YEAR 1922-1923.MAHIWAH CANAL.
CANAL PROJECT.

No. 4.—Interest Account for, and to end of, 1922-1923.

| | Amount. | | | Amount. | |
|---|----------|--|--|-----------|--|
| | Rs. | | | Rs. | |
| Total Interest charges to end of 1921-1922 ... | 9,23,921 | | Net Revenue realized to end of 1921-1922 ... | —1,30,925 | |
| Interest charges for the year 1922-1923 ... | 46,156 | | Do. during 1922-1923 ... | —14,298 | |
| On Rs. 13,81,060 outlay to end of the year 1916-17 at the average rate 3.3252 per cent. Rs. 45,923. | | | | —1,45,223 | |
| On subsequent outlay Rs. 4240 (from 1917-18 to 1921-22 and half outlay for 1922-23). Rs. 233. | | | Balance net Interest charges ... | 11,15,300 | |
| Total ... | 9,70,077 | | Total ... | 9,70,077 | |

No. 5.—Account of Indirect Charges for, and to end of, 1922-1923.

| Particulars. | Previous. | 1922-1923. | Total. |
|--|-----------|------------|--------|
| | Rs. | Rs. | Rs. |
| CAPITAL— | | | |
| 1. Capitalized abatement of Land Revenue... | 24,649 | | 24,649 |
| 2. Leave and Pension Allowances ... | 34,143 | 178 | 34,321 |
| 3. Audit and Accounts ... | | 74 | 74 |
| Total ... | 58,792 | 252 | 59,044 |
| REVENUE— | | | |
| 1. Capitalized abatement of Land Revenue ... | 3,518 | | 3,518 |
| 2. Leave and Pension Allowances ... | 18,776 | 1,444 | 20,220 |
| 3. Audit and Accounts Establishment ... | 857 | 573 | 1,430 |
| Total ... | 23,151 | 2,017 | 25,168 |

No. 6.—Statement comparing Charges to date with sanctioned Estimates.

| Particulars. | CHARGES AGAINST CLOSED SANCTIONS. | | | CURRENT SANCTIONS. | | | Total charges to date against old and current sanctions. | REMARKS. |
|--|--|---|-----------|--------------------|--------------------------------|------------------------------|--|----------|
| | Expenditure against construction Estimate. | Expenditure against open Capital sanctions. | Total. | Charges to date. | Amount of sanctioned Estimate. | Unspent balance of Estimate. | | |
| | Rs. | Rs. | Rs. | Rs. | Rs. | Rs. | Rs. | |
| DIRECT CHARGES. | | | | | | | | |
| Works ... | 11,27,521 | ... | 11,27,521 | 7,400 | 11,683 | 4,283 | 11,34,921 | |
| Establishment ... | 2,43,877 | ... | 2,43,877 | 1,272 | 2,512 | 1,240 | 2,45,149 | |
| Tools and Plant ... | 9,500 | ... | 9,500 | 144 | 176 | 32 | 9,644 | |
| Total ... | 13,80,898 | ... | 13,80,898 | 8,816 | 14,371 | 5,555 | 13,89,714 | |
| Less—Receipts on Capital Account... | 6 | ... | 6 | ... | ... | ... | 6 | |
| Net Total ... | 13,80,892 | ... | 13,80,892 | 8,816 | 14,371 | 5,555 | 13,89,708 | |
| INDIRECT CHARGES. | | | | | | | | |
| Capitalized abatement of Land Revenue... | 24,649 | ... | 24,649 | ... | ... | ... | 24,649 | |
| Leave and Pension Allowances ... | 34,143 | ... | 34,143 | 178 | 352 | 174 | 34,321 | |
| and Accounts... | ... | ... | ... | 74 | 117 | 43 | 74 | |
| Total ... | 58,792 | ... | 58,792 | 252 | 469 | 217 | 59,044 | |
| Grand Total ... | 14,39,684 | ... | 14,39,684 | 9,068 | 14,840 | 5,772 | 14,48,752 | |

Rs. 6,634
1,694
4,939
1,688
14,840

G. R. (P.W.D.) No. 8586 dated 30th January 1923
Do. No. 8566 dated 13th February 1923
Do. No. 8564 dated 12th February 1923
Do. No. 8555 dated 12th February 1923

IRRIGATION BRANCH.

BOMBAY PRESIDENCY.

PUBLIC WORKS DEPARTMENT.

ADMINISTRATIVE ACCOUNTS FOR THE YEAR 1922-1923.

DA'D CANAL.

CANAL PROJECT.

No. 2.—Capital Account for, and to end of, 1922-1923.

| Heads of Account. | DIRECT CHARGES. | | | Cost of Construction as now estimated. (Construction estimate closed on 31st March 1907.) | Expenditure against closed estimates. |
|--|------------------|----------------|------------------|---|---------------------------------------|
| | Previous. | 1922-23. | Total. | | |
| | Rs. | Rs. | Rs. | Rs. | Rs. |
| I.—WORKS. | | | | | |
| (2)—Main Canals and Branches. | | | | | |
| A. Preliminary Expenses ... | 4,134 | | 4,134 | 4,134 | 4,134 |
| B. Land ... | 39,338 | | 39,338 | 39,338 | 39,338 |
| D. Regulators ... | 2,05,144 | 11,608 | 2,16,752 | 2,16,752 | 2,16,752 |
| G. Bridges ... | 91,352 | | 91,352 | 91,352 | 91,352 |
| H. Escapes ... | 13,077 | | 13,077 | 13,077 | 13,077 |
| K. Buildings ... | 89,030 | 3,771 | 92,801 | 94,394 | 89,030 |
| L. Earth-work ... | 14,18,551 | | 14,18,551 | 14,18,551 | 14,18,551 |
| O. Miscellaneous ... | 7,086 | | 7,086 | 7,086 | 7,086 |
| Total, Main Canals and Branches ... | 18,67,712 | 15,379 | 18,83,091 | 18,84,684 | 18,79,320 |
| (3)—Distributaries. | | | | | |
| B. Land ... | 2,600 | | 2,600 | 5,788 | 20 |
| C. Works ... | 91,637 | | 91,637 | 93,239 | 63,280 |
| L. Earth-work ... | 1,00,332 | | 1,00,332 | 1,04,564 | 24,564 |
| O. Miscellaneous ... | 95,699 | —736 | 94,963 | 80,285 | —6,990 |
| Total, Distributaries ... | 2,90,268 | —736 | 2,89,532 | 2,83,826 | 80,874 |
| (4)—Drainage and Protective Works. | | | | | |
| L. Earth-work ... | 14,590 | | 14,590 | 14,590 | 14,590 |
| O. Miscellaneous ... | 505 | | 505 | 505 | 505 |
| Total, Drainage and Protective Works. | 15,095 | | 15,095 | 15,095 | 15,095 |
| Total I.—Works ... | 21,73,075 | 14,643 | 21,87,718 | 21,83,605 | 19,75,289 |
| II.—ESTABLISHMENT. | | | | | |
| 1 & 2. Direction and Accounts ... | 3,60,524 | 5,140 | 3,65,664 | 3,90,106 | 3,47,534 |
| 3. Executive ... | | | | | |
| 5. Special Survey ... | | | | | |
| Total, Establishment ... | 3,73,245 | 5,140 | 3,78,385 | 3,90,106 | 3,47,534 |
| III.—TOOLS AND PLANT ... | 19,277 | 232 | 19,509 | 19,296 | 17,179 |
| Grand Total ... | 25,65,597 | 2,0,015 | 25,85,612 | 25,98,007 | 23,40,002 |
| V.—Less—Receipts on Capital Account. | 34 | | 34 | 34 | 34 |
| Net Outlay ... | 25,65,563 | 20,015 | 25,85,578 | 25,92,973 | 23,39,968 |
| APPORTIONMENT. | | | | | |
| Chargeable to 49—Irrigation ... | 25,57,892 | | 25,57,892 | 25,92,973 | 23,39,968 |
| Do. 43—Minor Works and Navigation ... | 3,827 | | 3,827 | | |
| Do. 55—Construction of Irrigation Works—Provincial ... | 3,844 | 20,015 | 23,859 | | |
| Total ... | 25,65,563 | 20,015 | 25,85,578 | 25,92,973 | 23,39,968 |

IRRIGATION BRANCH.

BOMBAY PRESIDENCY.

PUBLIC WORKS DEPARTMENT.
ADMINISTRATIVE ACCOUNTS FOR THE YEAR 1922-1923.

DA'D CANAL.

CANAL PROJECT.

No. 3.—Revenue Account for, and to end of, 1922-1923.

| Receipts. | Total. | | | Charges. | Total. | | |
|--|-----------|------------|-----------|--|-----------|------------|-----------|
| | Previous. | 1922-1923. | Total. | | Previous. | 1922-1923. | Total. |
| -DIRECT RECEIPTS. | Rs. | Rs. | Rs. | I.—EXTENSIONS AND IMPROVEMENTS. | Rs. | Rs. | Rs. |
| Water-rates from Irrigation ... | 11,438 | 381 | 11,819 | 1. Head Works ... | 4,859 | ... | 4,859 |
| Plantations ... | 7,720 | 400 | 8,120 | 2. Main Canals and Branches ... | 90,531 | -3,675 | 86,856 |
| Other canal produce ... | 1,826 | 304 | 2,130 | 3. Distributaries ... | 16,585 | ... | 16,585 |
| Navigation ... | 69 | 41 | 110 | Average expenditure before improvements... | -90,735 | ... | -90,735 |
| Rents of buildings. | 4,165 | ... | 4,165 | Total ... | 21,240 | -3,675 | 17,565 |
| Fines ... | 4,475 | ... | 4,475 | II.—MAINTENANCE AND REPAIRS. | | | |
| Miscellaneous Receipts ... | 10,892 | -75 | 10,817 | 2. Main Canals and Branches ... | 12,85,747 | 86,299 | 13,72,046 |
| Deduct—Refunds... | -5 | -5 | -10 | 3. Distributaries ... | 57,099 | 101 | 57,200 |
| Total ... | 40,590 | 1,056 | 41,646 | Total ... | 13,42,846 | 86,400 | 14,29,246 |
| II.—INDIRECT RECEIPTS. | | | | IV.—ESTABLISHMENT. | | | |
| Irrigation share of Land Revenue collected in the Civil Department ... | 28,32,751 | 2,46,794 | 31,29,545 | 1 & 2. Direction and Accounts ... | 4,63,843 | 30,676 | 4,94,519 |
| 4 per cent. on 9/10ths of the proceeds from sales of occupancy rights per Government of India Nos. 53 & 53-A.L., dated respectively, 20th June and 1st August 1889, communicated in Government Resolution No. 1209, dated 10th July, and No. 1913, dated 7th November 1889 ... | 1,26,298 | 8,737 | 1,35,035 | 3. Executive ... | | | |
| Total ... | 30,09,049 | 2,55,531 | 32,64,580 | Total ... | 4,63,843 | 30,676 | 4,94,519 |
| Total Receipts ... | 30,49,639 | 2,56,587 | 33,06,226 | V.—TOOLS AND PLANT... | 13,898 | 1,627 | 15,525 |
| <i>Notes.—Loss to the canal on account of difference between assessment of water-rates on Jâghir lands and assessment at the ordinary rates in force for Government lands noted here per Government of India Letter No. 233-L, dated 14th June 1883, communicated under Government Resolution No. 400, dated 11th August 1883.</i> | | | | VI.—REFUNDS OF REVENUE | 518 | ... | 518 |
| Rs. | | | | Suspense Account ... | 1,465 | ... | 1,465 |
| To end of 1921-1922 4,10,727 | | | | Deduct—Recoveries on Revenue Account ... | 204 | 44 | 248 |
| Loss for 1922-1923 ... 25,920 | | | | Total ... | 18,43,606 | 1,14,984 | 19,58,590 |
| Total ... 4,36,647 | | | | Share of Collection Charges in the Civil Department ... | 1,53,114 | 14,831 | 1,67,945 |
| Grand Total ... | 30,49,639 | 2,56,587 | 33,06,226 | Total Direct charges... | 19,96,720 | 1,29,815 | 21,26,535 |
| | | | | Indirect Charges debitable to Revenue Account as per Account No. 5 ... | 67,121 | 5,122 | 72,243 |
| | | | | Total Charges ... | 20,63,841 | 1,34,937 | 21,98,778 |
| | | | | Balance Net Revenue ... | 9,85,798 | 1,21,650 | 11,07,448 |
| | | | | Grand Total ... | 30,49,639 | 2,56,587 | 33,06,226 |

N.B.—Construction Estimate closed on 31st March 1907—vide Government Resolution No. 2191, dated 17th August 1908.

Completion Report approved in Government Resolution, No. 1054, dated 30th April 1910.

IRRIGATION BRANCH.

BOMBAY PRESIDENCY.

PUBLIC WORKS DEPARTMENT.

ADMINISTRATIVE ACCOUNTS FOR THE YEAR 1922-1923.

DA'D CANAL.

CANAL PROJECT.

No. 4.—Interest Account for, and to end of, 1922-1923.

| | Amount, | | | Amount | |
|---|------------------|--|--|----------------|--------|
| | Rs. | | | Rs. | |
| Total Interest charges to end of 1921-22 | 18,35,413 | | Net revenue realized to end of 1921-1922 | 9,85,79 | |
| Interest charges for the year 1922-23 | 85,620 | | Do. during 1922-1923 | 1,21,6 | |
| On Rs. 25,76,626 outlay to end of the year 1916-17 at the average 3.3252 per cent. | 85,678 | | | | |
| On subsequent outlay Rs. 1,056 (from 1917-18 to 1921-22 and half of 1922-23) at the average rate 5.48 per cent. | 58 | | Balance net Interest charges | 11,07,4 | 8,13,5 |
| Total | 19,21,033 | | Total | 19,21,0 | |

No. 5.—Account of Indirect Charges for, and to end of, 1922-1923.

| Particulars. | Previous. | 1922-1923. | Total. |
|--|---------------|--------------|---------------|
| | Rs. | Rs. | Rs. |
| CAPITAL— | | | |
| 1. Capitalized abatement of Land Revenue | 41,453 | | 41,453 |
| 2. Leave and Pension Allowances | 52,255 | 720 | 52,975 |
| 3. Audit and Accounts | 28 | 146 | 174 |
| Total | 93,736 | 866 | 94,602 |
| REVENUE— | | | |
| 1. Capitalized abatement of Land Revenue | 1,194 | | 1,194 |
| 2. Leave and Pension Allowances | 64,938 | 4,295 | 69,233 |
| 3. Audit and Accounts | 989 | 827 | 1,816 |
| Total | 67,121 | 5,122 | 72,243 |

No. 6.—Statement comparing Charges to date with sanctioned Estimates.

| Particulars. | CHARGES AGAINST CLOSED SANCTIONS. | | | CURRENT SANCTIONS. | | | Total charges to date against old and current sanctions. | REMARKS. |
|---------------------------------------|--|---|------------------|--------------------|--------------------------------|------------------------------|--|--|
| | Expenditure against construction Estimate. | Expenditure against open capital sanctions. | Total. | Charges to date. | Amount of sanctioned Estimate. | Unspent balance of Estimate. | | |
| | Rs. | Rs. | Rs. | Rs. | Rs. | Rs. | Rs. | |
| DIRECT CHARGES. | | | | | | | | |
| Works | 18,99,648 | 75,641 | 19,75,289 | 2,12,429 | 2,08,316 | —4,113 | 21,87,718 | Revised Estimate of the Pen Distributory sanctioned by the Government of India—vide No. 979-I, dated 29th June 1914, communicated in Government Resolution No. W.I.—9017, dated 12th August 1914. ... 2,55,231 G.R., P.W.D., No. 8240, dated 2nd December 1922 ... 4,461 Do. No. 8236, dated 16th December 1922 ... 2,853 2,62,045 |
| Establishment | 3,16,663 | 30,871 | 3,47,534 | 30,851 | 42,572 | 11,721 | 3,78,385 | |
| Tools and Plant | 16,579 | 600 | 17,179 | 2,330 | 2,117 | —213 | 19,509 | |
| Total | 22,32,890 | 1,07,112 | 23,40,002 | 2,45,610 | 2,53,005 | 7,395 | 25,85,612 | |
| Less—Receipts on Capital Account | 34 | ... | 34 | ... | ... | ... | 34 | |
| Net Total | 22,32,856 | 1,07,112 | 23,39,968 | 2,45,610 | 2,53,005 | 7,395 | 25,85,578 | |
| INDIRECT CHARGES. | | | | | | | | |
| Capitalized abatement of Land Revenue | 40,168 | 1,110 | 41,278 | 175 | 3,025 | 2,850 | 41,453 | |
| Leave and Pension Allowances | 44,333 | 4,320 | 48,653 | 4,322 | 5,961 | 1,639 | 52,975 | |
| Audit charges | ... | 151 | 151 | 23 | 54 | 31 | 174 | |
| Total | 84,501 | 5,581 | 90,082 | 4,520 | 9,040 | 4,520 | 94,602 | |
| Grand Total | 23,17,357 | 1,12,693 | 24,30,050 | 2,50,130 | 2,62,045 | 11,915 | 26,80,180 | |

IRRIGATION BRANCH.

BOMBAY PRESIDENCY.

PUBLIC WORKS DEPARTMENT.
ADMINISTRATIVE ACCOUNTS FOR THE YEAR 1922-1923.

NASRAT CANAL.

CANAL PROJECT.

No. 2.—Capital Account for, and to end of, 1922-1923.

| Heads of Account. | DIRECT CHARGES. | | | Cost of Construction as now estimated. (Construction estimate closed on 31st March 1907.) | Expenditure against closed estimates. |
|---|------------------|--------------|------------------|---|---------------------------------------|
| | Previous. | 1922-1923. | Total. | | |
| | Rs. | Rs. | Rs. | Rs. | Rs. |
| I.—WORKS. | | | | | |
| <i>(2)—Main Canals and Branches.</i> | | | | | |
| A. Preliminary Expenses | 1,653 | ... | 1,653 | 1,653 | 1,653 |
| B. Land | 40,941 | ... | 40,941 | 40,941 | 40,941 |
| D. Regulators | 1,84,574 | ... | 1,84,574 | 1,84,574 | 1,84,574 |
| G. Bridges | 67,852 | ... | 67,852 | 67,852 | 67,852 |
| K. Buildings | 69,315 | ... | 69,315 | 69,315 | 69,315 |
| L. Earth-work | 9,78,967 | ... | 9,78,967 | 9,78,967 | 9,78,967 |
| O. Miscellaneous | 4,430 | ... | 4,430 | 4,430 | 4,430 |
| Total, Main Canals and Branches ... | 13,47,732 | ... | 13,47,732 | 13,47,732 | 13,47,732 |
| <i>(3)—Distributaries.</i> | | | | | |
| B. Land | 576 | ... | 576 | 576 | 576 |
| C. Works | 1,38,669 | 2,663 | 1,41,332 | 1,42,660 | 1,38,669 |
| L. Earth-work | 73,188 | ... | 73,188 | 73,188 | 73,188 |
| O. Miscellaneous | —20,032 | —612 | —20,644 | —20,644 | —20,644 |
| Total, Distributaries ... | 1,92,401 | 2,051 | 1,94,452 | 1,95,780 | 1,91,789 |
| <i>(4)—Drainage and Protective Works.</i> | | | | | |
| L. Earth-work | 4,398 | ... | 4,398 | 4,398 | 4,398 |
| O. Miscellaneous | 377 | ... | 377 | 377 | 377 |
| Total, Drainage and Protective Works ... | 4,775 | ... | 4,775 | 4,775 | 4,775 |
| Total, I.—Works ... | 15,44,908 | 2,051 | 15,46,959 | 15,48,237 | 15,44,296 |
| II.—ESTABLISHMENT. | | | | | |
| 1 & 2. Direction and Accounts | 2,51,135 | 720 | 2,51,905 | 2,51,828 | 2,50,970 |
| 3. Executive | | | | | |
| 5. Special Survey | | | | | |
| Total, Establishment ... | 2,52,448 | 720 | 2,53,168 | 2,53,091 | 2,52,233 |
| III.—TOOLS AND PLANT | | | | | |
| Grand Total ... | 6,846 | 32 | 6,878 | 6,896 | 6,836 |
| Grand Total ... | 18,04,202 | 2,803 | 18,07,005 | 18,08,274 | 18,03,365 |
| V.—Less—Receipts on Capital Account ... | 158 | ... | 158 | 158 | 158 |
| Net Outlay ... | 18,04,044 | 2,803 | 18,06,847 | 18,08,116 | 18,03,207 |
| APPORTIONMENT. | | | | | |
| Chargeable to 49.—Irrigation | 18,04,834 | ... | 18,04,834 | 18,04,834 | 18,04,834 |
| Chargeable to 55.—Construction of Irrigation Works, Provincial | —790 | 2,803 | 2,013 | 3,282 | —1,627 |
| Total ... | 18,04,044 | 2,803 | 18,06,847 | 18,08,116 | 18,03,207 |

IRRIGATION BRANCH.

BOMBAY PRESIDENCY.

PUBLIC WORKS DEPARTMENT.

ADMINISTRATIVE ACCOUNTS FOR THE YEAR 1922-1923.

NASRAT CANAL.

CANAL PROJECT.

No. 3.—Revenue Account for, and to end of, 1922-1923.

| Receipts. | Total. | | | Charges. | Total. | | |
|--|------------------|-----------------|------------------|--|------------------|-----------------|------------------|
| | Previous. | 1922-1923. | Total. | | Previous. | 1922-1923. | Total. |
| I.—DIRECT RECEIPTS. | Rs. | Rs. | Rs. | I.—EXTENSIONS AND IMPROVEMENTS. | Rs. | Rs. | Rs. |
| 1. Water-rates from Irrigation ... | —469 | 1 | —468 | 2. Main Canals and Branches ... | 81,466 | —171 | 81,295 |
| 3. Sales of water ... | 98 | ... | 98 | 3. Distributaries ... | 23,286 | ... | 23,286 |
| 5. Plantations ... | 3,316 | 427 | 3,743 | | | | |
| 6. Other canal produce ... | 1,774 | 244 | 2,018 | | | | |
| 8. Navigation ... | 43 | 25 | 68 | | | | |
| 9. Rents of buildings. | 3,226 | ... | 3,226 | | | | |
| 10. Fines ... | 3,934 | 8 | 3,942 | | | | |
| 11. Miscellaneous Receipts ... | 3,214 | —280 | 2,934 | | | | |
| Deduct—Refunds ... | ... | 300 | 300 | | | | |
| Total ... | 15,136 | 125 | 15,261 | Total ... | 1,04,752 | —171 | 1,04,581 |
| II.—INDIRECT RECEIPTS. | | | | II.—MAINTENANCE AND REPAIRS. | | | |
| Irrigation share of Land Revenue collected in the Civil Department ... | 27,66,058 | 1,57,658 | 29,23,716 | 2. Main Canals and Branches ... | 13,07,130 | 77,360 | 13,84,490 |
| 4 per cent. on 9/10ths of the proceeds from sales of occupancy rights per Government of India Nos. 53 & 58-A. I. dated, respectively, 20th June and 1st August 1883, communicated in Government Resolution No. 1209, dated 10th July, and No. 1913, dated 7th November 1839 ... | 1,78,014 | 13,923 | 1,91,937 | | | | |
| Total ... | 29,44,072 | 1,71,581 | 31,15,653 | Total ... | 13,07,130 | 77,360 | 13,84,490 |
| Total, Receipts ... | 29,59,208 | 1,71,706 | 31,30,914 | IV.—ESTABLISHMENT. | | | |
| <i>Note.</i> —Loss to the canal on account of difference between assessment of water rates on Jâghir lands and assessment at the ordinary rates in force for Government lands noted here per Government of India Letter No. 233-L, dated 14th June 1883, communicated under Government Resolution No. 400, dated 11th August 1883. | | | | 1 & 2. Direction and Accounts ... | 4,81,477 | 27,684 | 5,09,161 |
| | | | | | | | |
| | | | | Total ... | 4,81,477 | 27,684 | 5,09,161 |
| | | | | V.—TOOLS AND PLANT... | 13,257 | 1,341 | 14,598 |
| | | | | VI.—REFUNDS OF REVENUE | | | |
| | | | | Suspense Account ... | 98 | ... | 98 |
| | | | | Deduct—Recoveries on Revenue account ... | —1,465 | ... | —1,465 |
| | | | | Total ... | 204 | ... | 204 |
| | | | | Total ... | 19,05,045 | 1,06,214 | 20,11,259 |
| | | | | Share of Collection Charges in the Civil Department ... | 1,65,347 | 9,453 | 1,74,800 |
| | | | | Total, Direct Charges ... | 20,70,392 | 1,15,667 | 21,86,059 |
| | | | | Indirect Charges debitable to Revenue Account as per Account No. 5 ... | 68,496 | 4,648 | 73,144 |
| | | | | Total, Charges ... | 21,38,888 | 1,20,315 | 22,59,203 |
| | | | | Balance Net Revenue ... | 8,20,320 | 51,391 | 8,71,711 |
| | | | | Grand Total ... | 29,59,208 | 1,71,706 | 31,30,914 |

N.B.—Construction Estimate closed on 31st March 1907—vide Government Resolution No. 2191, dated 17th August 1908. Completion Report approved in Government Resolution No. 1064, dated 30th April 1910.

IRRIGATION BRANCH

BOMBAY PRESIDENCY.

PUBLIC WORKS DEPARTMENT.

ADMINISTRATIVE ACCOUNTS FOR THE YEAR 1922-1923.

NASRAT CANAL.

CANAL PROJECT.

No. 4.—Interest Account for, and to end of, 1922-1923.

| | Amount. | | | Amount. | |
|--|------------------|--|--|------------------|--|
| | Rs. | | | Rs. | |
| Total Interest charges to end of 1921-1922 ... | 12,22,324 | | Net revenue realized to end of 1921-1922 ... | 8,20,320 | |
| Interest charges for the year 1922-1923 ... | 59,904 | | Do. during 1922-1923 ... | 51,391 | |
| On Rs. 18,11,482 outlay to end of the year 1916-17 at the average rate 3.3252 per cent. ... | 60,235 | | | 8,71,711 | |
| On subsequent outlay Rs.—6,036 (from 1917-18 to 1921-22 and half of 1922-23) at the average rate 5.48 per cent. —331 | | | Balance net Interest charges ... | 4,10,517 | |
| Total ... | 12,82,228 | | Total ... | 12,82,228 | |

No. 5.—Account of Indirect Charges for, and to end of, 1922-1923.

| Particulars. | Previous. | 1922-1923. | Total |
|--|---------------|--------------|---------------|
| | | | |
| CAPITAL— | | | |
| 1. Capitalized abatement of Land Revenue ... | 22,749 | | 22,749 |
| 2. Leave and Pension Allowances ... | 85,341 | 101 | 35,442 |
| 3. Audit and Accounts ... | —6 | 21 | 15 |
| Total ... | 58,084 | 122 | 58,206 |
| REVENUE— | | | |
| 1. Capitalized abatement of Land Revenue ... | 33 | | 33 |
| 2. Leave and Pension Allowances ... | 67,408 | 3,876 | 71,284 |
| 3. Audit and Accounts ... | 1,055 | 772 | 1,827 |
| Total ... | 68,496 | 4,648 | 73,144 |

No. 6.—Statement comparing Charges to date with Sanctioned Estimates.

| Particulars. | CHARGES AGAINST CLOSED SANCTIONS. | | | CURRENT SANCTIONS. | | | Total charges to date against old and current Sanctions. | REMARKS. |
|---|--|---|------------------|--------------------|--------------------------------|------------------------------|--|---|
| | Expenditure against construction Estimate. | Expenditure against open capital Sanctions. | Total. | Charges to date. | Amount of sanctioned Estimate. | Unspent balance of Estimate. | | |
| | Rs. | Rs. | Rs. | Rs. | Rs. | Rs. | Rs. | |
| DIRECT CHARGES. | | | | | | | | |
| Works ... | 15,71,638 | 27,342 | 15,44,296 | 2,663 | 3,991 | 1,328 | 15,46,959 | G. E. (P.W.D.) No. 8588, dated 5th February 1923—Rs. 5,089. |
| Establishment ... | 2,23,469 | 28,764 | 2,52,233 | 935 | 858 | —77 | 2,53,168 | |
| Tools and Plant ... | 5,046 | 1,790 | 6,836 | 42 | 60 | 18 | 6,878 | |
| Total ... | 18,00,153 | 3,212 | 18,03,365 | 3,640 | 4,909 | 1,269 | 18,07,005 | |
| <i>Less—Receipts on Capital Account ...</i> | <i>158</i> | <i>...</i> | <i>158</i> | <i>...</i> | <i>...</i> | <i>...</i> | <i>158</i> | |
| Net Total ... | 17,99,995 | 3,212 | 18,03,207 | 3,640 | 4,909 | 1,269 | 18,06,847 | |
| INDIRECT CHARGES. | | | | | | | | |
| Capitalized abatement of Land Revenue ... | 15,098 | 7,651 | 22,749 | ... | ... | ... | 22,749 | |
| Leave and Pension Allowances ... | 31,285 | 4,026 | 35,311 | 131 | 120 | —11 | 35,442 | |
| Audit and Accounts ... | ... | —12 | —12 | 27 | 40 | 13 | 15 | |
| Total ... | 46,383 | 11,665 | 58,048 | 153 | 160 | 2 | 58,206 | |
| Grand Total ... | 18,46,378 | 14,877 | 18,61,255 | 3,798 | 5,069 | 1,271 | 18,65,053 | |

IRRIGATION BRANCH.

BOMBAY PRESIDENCY.

PUBLIC WORKS DEPARTMENT.

ADMINISTRATIVE ACCOUNTS FOR THE YEAR 1922-1923.

SUTTAH CANAL.

CANAL PROJECT.

No 3.—Revenue Account for, and to end of, 1922-1923.

| Receipts. | Total. | | | Charges. | Total. | | |
|--|-----------------|---------------|-----------------|---|-----------------|---------------|-----------------|
| | Previous. | 1922-1923. | Total. | | Previous. | 1922-1923. | Total. |
| I.—DIRECT RECEIPTS. | Rs. | Rs. | Rs. | I.—EXTENSIONS AND IMPROVEMENTS. | Rs. | Rs. | Rs. |
| 1. Water-rates from Irrigation | 312 | 1 | 313 | 2. Main Canals and Branches . | 10,140 | ... | 10,140 |
| 5. Plantations | 1,266 | 6 | 1,272 | 4. Average expenditure before Improvement | -35,892 | -1,994 | -37,886 |
| 6. Other canal produce | | | | 159 | ... | 159 | |
| 10. Fines | -81 | -15 | -96 | Total ... | -25,752 | -1,994 | -27,746 |
| 11. Miscellaneous Receipts | | | | II.—MAINTENANCE AND REPAIRS. | | | |
| Total ... | 1,656 | -8 | 1,648 | 2. Main Canals and Branches | 1,77,361 | 10,271 | 1,87,632 |
| II.—INDIRECT RECEIPTS. | | | | IV.—ESTABLISHMENT. | | | |
| Irrigation share of Land Revenue collected in the Civil Department | 2,25,949 | 20,424 | 2,46,373 | 1 & 2. Direction and Accounts } 15,309 | 1,039 | 16,348 | |
| 4 per cent. on 9/10ths of the proceeds from sales of occupancy rights per Government of India Nos. 53 and 58-A. I., dated, respectively, 20th June and 1st August 1889, communicated in Government Resolution No. 1209, dated 10th July, and No. 1913, dated 7th November 1889. | 9,284 | 870 | 10,154 | 3. Executive | | | |
| Total ... | 2,35,233 | 21,294 | 2,56,527 | Total ... | 15,309 | 1,039 | 16,348 |
| Total, Receipts ... | 2,36,889 | 21,286 | 2,58,175 | V.—TOOLS AND PLANT ... | 796 | 291 | 1,087 |
| <i>Note.</i> —Loss to the canal on account of difference between assessment of water-rates on jaghir lauds and assessment at the ordinary rates in force for Government lands noted here per Government of India letter No. 233-L, dated 14th June 1883, communicated under Government Resolution No. 400, dated 11th August 1883 :— | | | | Total ... | 1,67,714 | 9,607 | 1,77,321 |
| Rs. | | | | Share of Collection Charges in the Civil Department ... | 13,424 | 1,224 | 14,648 |
| To end of 1921-1922 | 5,126 | | | Total, Direct Charges ... | 1,81,138 | 10,831 | 1,91,969 |
| Loss for 1922-1923 | 144 | | | Indirect Charges debitable to Revenue Account as per Account No. 5 | 2,350 | 228 | 2,578 |
| Total ... | 5,270 | | | Total, Charges ... | 1,83,488 | 11,059 | 1,94,547 |
| | | | | Balance Net Revenue ... | 53,401 | 10,227 | 63,628 |
| Grand Total ... | 2,36,889 | 21,286 | 2,58,175 | Grand Total ... | 2,36,889 | 21,286 | 2,58,175 |

N.B.—Last Capital Account detailed in the Administrative Accounts for 1912-1913. Construction Estimate closed on 31st March 1910—vide Government Resolution No. 229, dated 5th February 1910. Completion Report approved in Government Resolution No. 950, dated 9th May 1911.

IRRIGATION BRANCH.

BOMBAY PRESIDENCY.

PUBLIC WORKS DEPARTMENT.

ADMINISTRATIVE ACCOUNTS FOR THE YEAR 1922-1923

IRRIGATION WORKS.

SUTTAR CANAL.

CANAL PROJECT.

No. 4.—Interest Account for, and to end of, 1922-1923.

| | Amount. | | Amount. |
|--|-----------|---|----------|
| | Rs. | | Rs. |
| Total interest charges to end of 1921-22. | 1,03,471 | Net Revenue realized to end of 1921-22. | 53,401 |
| Interest charges for the year 1922-23 ... | 5,787 | Net Revenue realized during 1922-23 ... | 10,227 |
| On Rs. 1,74,028 outlay to end of the year 1916-17 at the average rate 3.3252 per cent. | | | 68,628 |
| Subsequent outlay nil. | | Balance net interest charges ... | 45,630 |
| Total ... | 1,09,258. | Total ... | 1,09,258 |

No. 5.—Account of Indirect Charges for, and to end of, 1922-1923.

| Particulars. | Previous. | 1922-1923. | Total. |
|--|-----------|------------|--------|
| | Rs. | Rs. | Rs. |
| REVENUE— | | | |
| 1. Capitalized abatement of Land Revenue ... | ... | ... | ... |
| 2. Leave and Pension Allowances ... | 2,143 | 145 | 2,288 |
| 3. Audit and Accounts ... | 207 | 83 | 290 |
| Total ... | 2,350 | 228 | 2,578 |

IRRIGATION BRANCH.

BOMBAY PRESIDENCY.

PUBLIC WORKS DEPARTMENT.

ADMINISTRATIVE ACCOUNTS FOR THE YEAR 1922-1923.

BAGHAR CANAL.

CANAL PROJECT.

No. 2.—Capital Account for, and to end of, 1922-1923.

| Heads of Account. | Direct Charges. | | | Cost of Construction as now estimated (Construction estimates closed during 1921-22). | Expenditure against closed estimates. |
|---|-----------------|------------|----------|---|---------------------------------------|
| | Previous. | 1922-1923. | Total. | | |
| | Rs. | Rs. | Rs. | Rs. | Rs. |
| I Works ... | (a) 1,94,567 | ... | 1,94,567 | 1,94,567 | 1,94,567 |
| II.—ESTABLISHMENT. | | | | | |
| 1 & 2. Direction and Accounts ... | } 35,968 | ... | 35,968 | 35,968 | 35,968 |
| 3. Executive ... | | | | | |
| 4. Medical ... | | | | | |
| 5. Special Survey ... | | | | | |
| Total Establishment ... | 35,968 | ... | 35,968 | 35,968 | 35,968 |
| III.—Tools and Plant ... | 335 | ... | 335 | 335 | 335 |
| IV.—Suspense Account ... | ... | ... | ... | ... | ... |
| Grand Total ... | 2,30,870 | ... | 2,30,870 | 2,30,870 | 2,30,870 |
| V.—Less Receipt on Capital Account ... | ... | ... | ... | ... | ... |
| Net Outlay ... | 2,30,870 | ... | 2,30,870 | 2,30,870 | 2,30,870 |
| <i>Apportionment.</i> | | | | | |
| Chargeable to 43—Minor Works and Navigation ... | 2,30,870 | ... | 2,30,870 | 2,30,870 | 2,30,870 |
| Total ... | 2,30,870 | ... | 2,30,870 | 2,30,870 | 2,30,870 |

(a) Previous outlay to end of the years 1921-22 brought forward as the Canal has been reclassified under the head 55, Construction of Irrigation Works Un-Productive. Government Resolution (Public Works Department) No. 636, dated 18th July 1923.

IRRIGATION BRANCH.

BOMBAY PRESIDENCY.

PUBLIC WORKS DEPARTMENT.

ADMINISTRATIVE ACCOUNTS FOR THE YEAR 1922-1923.

BAGHAR CANAL.

No. 3.—Revenue Account for, and to end of, 1922-1923.

| Receipts. | Total. | | | Charges. | Total. | | |
|---|-----------|------------|--------|--|-----------|------------|--------|
| | Previous. | 1922-1923. | Total. | | Previous. | 1922-1923. | Total. |
| | Rs. | Rs. | Rs. | | Rs. | Rs. | Rs. |
| I.—DIRECT RECEIPTS. | | | | I.—EXTENSIONS AND IMPROVEMENTS. | | | |
| 1. Water-rates from Irrigation | ... | 1,153 | 1,153 | 1. Head Works ... | } | 1,700 | 1,700 |
| 5. Plantations ... | ... | 121 | 121 | 2. Main Canals and Branches ... | | | |
| 6. Other canal produce ... | ... | 100 | 100 | 3. Distributaries ... | | | |
| 7. Water power ... | ... | ... | ... | 4. Drainage and Protective Works ... | | | |
| 8. Navigation ... | ... | 169 | 169 | Total ... | ... | 1,700 | 1,700 |
| 10. Fines ... | ... | 10 | 10 | | | | |
| 11. Miscellaneous receipts ... | ... | 3,086 | 3,086 | II.—MAINTENANCE AND REPAIRS. | | | |
| Total ... | ... | 4,639 | 4,639 | 1. Head Works ... | } | 35,042 | 35,042 |
| | | | | 2. Main Canals and Branches ... | | | |
| II.—INDIRECT RECEIPTS. | | | | 3. Distributaries ... | | | |
| Irrigation share of Land Revenue collected in the Civil Department ... | ... | 72,854 | 72,854 | 4. Drainage and Protective Works ... | | | |
| | | | | Total ... | ... | 35,042 | 35,042 |
| 4 per cent. on 9/10ths of the proceeds from sales of occupancy rights per Govt. of India Nos. 53 & 58-A. I., dated respectively 20th June and 1st August 1889, communicated in Government Resolution No. 1209, dated 10th July, and No. 1913, dated 7th November 1889 ... | ... | 1,537 | 1,537 | IV.—ESTABLISHMENT. | | | |
| Total ... | ... | 74,391 | 74,391 | 1 & 2 Direction and Accounts ... | } | 6,680 | 6,680 |
| | | | | 3. Executive ... | | | |
| Total Receipts ... | ... | 79,030 | 79,030 | Total ... | ... | 6,680 | 6,680 |
| | | | | V.—TOOLS AND PLANT. | ... | 928 | 928 |
| | | | | Less.—Receipts on Revenue Account ... | ... | 169 | 169 |
| | | | | Total ... | ... | 44,181 | 44,181 |
| | | | | Share of Collection Charges in the Civil Department ... | ... | 4,441 | 4,441 |
| | | | | Total Direct Charges ... | ... | 48,622 | 48,622 |
| | | | | Indirect Charges debitable to Revenue Account as per Account No. 5 ... | ... | 1,302 | 1,302 |
| | | | | Total Charges ... | ... | 49,924 | 49,924 |
| | | | | Balance Net Revenue... .. | ... | 29,106 | 29,106 |
| | | | | Grand Total ... | ... | 79,030 | 79,030 |

Note.—Loss to the canal on account of difference between assessment of water-rates on Jâghir lands and assessments at the ordinary rates in force for Government lands noted here per Government of India letter No. 233-I., dated 14th June 1883, communicated under Government Resolution No. 400, dated 11th August 1883.

To end of 1921-1922... ..
Loss for 1922-1923 ... 5,056
Total ... 5,056

Grant Total ... 79,030 79,030

Note.—Old work originally classed under Works for which only revenue accounts are kept has been reclassified under the head 55, Construction of Irrigation works according to the instructions given in paragraph 13 of the Government of India, Public Works Department Circular No. 8-P.W., dated 24th September 1921.

IRRIGATION BRANCH.

BOMBAY PRESIDENCY.

PUBLIC WORKS DEPARTMENT.

ADMINISTRATIVE ACCOUNTS FOR THE YEAR 1922-1923.

IRRIGATION WORKS.

BAGHAR CANAL.

Part IV—Interest Account for, and to end of, 1922-1923.

| | Amount. | | | Amount. | |
|---|---------|-------|---|---------|---------|
| | | Rs. | | | Rs. |
| Total interest charges to end of 1921-1922 | | | Net Revenue realized to end of 1921-1922 as per Part III | | |
| Interest charges for the year 1922-23. | | 7,810 | Net Revenue realized during 1922-1923 as per Part III | | 29,106 |
| On Rs. 2,24,709 outlay to end of the year 1916-17 at the average rate 3'8252 | Rs. | 7,472 | Total Net Revenue realized to end of the year as per Part III. | | 29,106 |
| On subsequent outlay Rs. 6,161 at the average rate 5'48 per cent | | 338 | Balance net interest charges | | —21,296 |
| Total | | 7,810 | Total | | 7,810 |

Part V.—Account of Indirect Charges for, and to end of year 1922-1923.

| Particulars. | Previous. | 1922-1923. | Total. |
|---|-----------|------------|--------|
| | Rs. | Rs. | Rs. |
| CAPITAL ACCOUNT— | | | |
| 1. Capitalized abatement of Land Revenue | | | |
| 2. Leave and Pension Allowances | (a) 5,034 | | 5,034 |
| 3. Audit and Accounts Establishment | | | |
| Total | 5,034 | | 5,034 |
| REVENUE ACCOUNT— | | | |
| 1. Capitalized abatement of Land Revenue | | | |
| 2. Leave and Pension Allowances | | 935 | 935 |
| 3. Audit and Accounts Establishment | | 367 | 367 |
| Total | | 1,302 | 1,302 |

(a) Vide note under No. 2, Capital account.

IRRIGATION BRANCH.

BOMBAY PRESIDENCY.

PUBLIC WORKS DEPARTMENT.

ADMINISTRATIVE ACCOUNTS FOR THE YEAR 1922-1923.

IRRIGATION WORKS.

BAGHAR CANAL.

Part VI.—Statement comparing Capital Cost to end of 1922-1923 with sanctioned Estimates.

| Particulars. | Charges against closed sanctions. | | | Current sanctions. | | | Total charges to date against old and current sanctions. | Remarks. |
|---------------------------------------|--|---|----------|--------------------|--------------------------------|------------------------------|--|----------|
| | Expenditure against construction Estimate. | Expenditure against open Capital sanctions. | Total. | Charges to date. | Amount of sanctioned Estimate. | Unspent balance of Estimate. | | |
| | Rs. | Rs. | Rs. | Rs. | Rs. | Rs. | Rs. | |
| DIRECT CHARGES. | | | | | | | | |
| Works | 1,94,567 | ... | 1,94,564 | ... | ... | ... | 1,94,567 | |
| Establishment | 35,968 | ... | 35,968 | ... | ... | ... | 35,968 | |
| Tools and Plant. | 335 | ... | 335 | ... | ... | ... | 335 | |
| Total | 2,30,870 | ... | 2,30,870 | ... | ... | ... | 2,30,870 | |
| Less.—Receipts on Capital Account | ... | ... | ... | ... | ... | ... | ... | |
| Net Total | 2,30,870 | ... | 2,30,870 | ... | ... | ... | 2,30,870 | |
| INDIRECT CHARGES. | | | | | | | | |
| Capitalized abatement of Land Revenue | ... | ... | ... | ... | ... | ... | ... | |
| Leave and Pension Allowances | 5,034 | ... | 5,034 | ... | ... | ... | 5,034 | |
| Total | 5,034 | ... | 5,034 | ... | ... | ... | 5,034 | |
| Grand Total | 2,35,904 | ... | 2,35,904 | ... | ... | ... | 2,35,904 | |

IRRIGATION BRANCH.

BOMBAY PRESIDENCY.

PUBLIC WORKS DEPARTMENT.

ADMINISTRATIVE ACCOUNTS FOR THE YEAR 1922-1923.

SEHARWAH CANAL.

CANAL PROJECT.

No. 2.—Capital Account for, and to end of, 1922-1923.

| Heads of Account. | DIRECT CHARGES. | | | Cost of construction as now estimated. | Expenditure against closed estimates. |
|---|-----------------|------------|--------|--|---------------------------------------|
| | Previous. | 1922-1923. | Total. | | |
| I.—WORKS. | Rs. | Rs. | Rs. | Rs. | Rs. |
| (1) <i>Head Works.</i> | | | | | |
| C. Works | | ... | | 50,000 | |
| Total Head Works | | ... | | 50,000 | |
| (2) <i>Main Canals and Branches.</i> | | | | | |
| A. Preliminary Expenses | | ... | | 4,768 | |
| B. Land | | ... | | 12,803 | |
| D. Regulators | | ... | | 70,765 | |
| G. Bridges | | ... | | 23,853 | |
| K. Buildings | 24,660 | - 534 | 24,126 | 1,15,875 | |
| L. Earth-Work | | ... | | 2,39,839 | |
| P. Maintenance | | ... | | 18,172 | |
| Total Main Canals and Branches | 24,660 | - 534 | 24,126 | 4,86,075 | |
| (3) <i>Distributaries.</i> | | | | | |
| B. Land | | ... | | 37,851 | |
| C. Works | | ... | | 45,261 | |
| L. Earth-Work | | ... | | 2,29,216 | |
| O. Miscellaneous | | ... | | -1,64,506 | |
| P. Maintenance | | ... | | 5,828 | |
| Total Distributaries | | ... | | 1,53,650 | |
| Total I.—Works | 24,660 | - 534 | 24,126 | 6,89,725 | |
| II.—ESTABLISHMENT. | | | | | |
| 1 & 2. Direction and Accounts | } 3,984 | - 92 | 3,892 | 1,57,416 | |
| 3. Executive | | | | | |
| Total Establishment | 3,984 | - 92 | 3,892 | 1,57,416 | |
| III.—TOOLS AND PLANT. | 387 | - 10 | 377 | 10,346 | |
| IV.—Suspense Accounts | | ... | | | |
| Grand Total | 29,031 | - 636 | 28,395 | 8,57,487 | |
| V.—Less Receipts on Capital Account... | | ... | | | |
| Net Outlay | 29,031 | - 636 | 28,395 | 8,57,487 | |
| <i>Apportionment.</i> | | | | | |
| Chargeable to 49.—Irrigation | 29,348 | ... | 29,348 | } 8,57,487 | |
| Chargeable to 55.—Construction of Irrigation Works—Provincial | - 317 | - 636 | - 953 | | |
| Total | 29,031 | - 636 | 28,395 | 8,57,487 | |

IRRIGATION BRANCH.

BOMBAY PRESIDENCY.

PUBLIC WORKS DEPARTMENT.

ADMINISTRATIVE ACCOUNTS, FOR THE YEAR 1922-1923.

IRRIGATION WORKS.

SEHARWAH CANAL.

CANAL PROJECT.

No. 4.—Interest Account for, and to end of, 1922-1923.

| | Amount. | | | Amount. | |
|--|---------|--|---|---------|-------|
| | Rs. | | | Rs. | |
| Total interest charges to end of 1921-1922 . | 3,525 | | Net Revenue realized to end of 1921-1922. | ... | |
| Interest charges for the year 1922-1923. ... | 1,573 | | Net Revenue realized during 1922-1923 . | ... | |
| On Rs. 28,713 outlay from 1917-18 to end of 1921-22 and half of 1922-23 at the average rate 5.43 per cent. | | | Balance net interest charges | ... | 5,098 |
| Total ... | 5,098 | | Total .. | | 5,098 |

No. 5.—Account of Indirect Charges for, and to end of, 1922-1923.

| Particulars. | Previous. | 1922-1923. | Total. |
|--|-----------|------------|--------|
| | Rs. | Rs. | Rs. |
| CAPITAL— | | | |
| 1. Capitalized abatement of Land Revenue ... | | | |
| 2. Leave and Pension Allowances ... | 558 | - 13 | 545 |
| 3. Audit and Accounts ... | - 3 | - 5 | - 8 |
| Total ... | 555 | - 13 | 537 |

No. 6.—Statement comparing Charges to date with sanctioned Estimates.

| Particulars. | CHARGES AGAINST CLOSED SANCTIONS. | | | CURRENT SANCTIONS. | | | Total charges to date against old and current sanctions. | Remarks. |
|---------------------------------------|--|---|--------|--------------------|--------------------------------|------------------------------|--|----------|
| | Expenditure against construction Estimate. | Expenditure against open Capital sanctions. | Total. | Charges to date. | Amount of sanctioned Estimate. | Unspent balance of Estimate. | | |
| DIRECT CHARGES. | Rs. | Rs. | Rs. | Rs. | Rs. | Rs. | Rs. | |
| Works ... | ... | ... | ... | 24,126 | 6,89,725 | 6,65,599 | 24,126 | |
| Establishment ... | ... | ... | ... | 3,892 | 1,57,416 | 1,53,524 | 3,892 | |
| Tools and Plant ... | ... | ... | ... | 377 | 10,346 | 9,969 | 377 | |
| Total ... | ... | ... | ... | 28,395 | 8,57,487 | 8,29,092 | 28,395 | |
| Less.—Receipts in Capital Account ... | ... | ... | ... | ... | ... | .. | ... | |
| Net Total ... | ... | ... | ... | 28,395 | 8,57,487 | 8,29,092 | 28,395 | |
| INDIRECT CHARGES. | | | | | | | | |
| Leave and Pension Allowances ... | ... | ... | ... | 545 | 22,038 | 21,493 | 545 | |
| Audit and Accounts ... | ... | ... | ... | - 8 | .. | 8 | - 8 | |
| Total ... | ... | ... | ... | 537 | 22,038 | 21,501 | 537 | |
| Grand Total ... | ... | ... | ... | 28,932 | 8,79,525 | 8,50,593 | 28,932 | |

Government of India (Public Works Department) No. 86-I (dated 15th March 1920). Communicated in Government Resolution (Public Works Department) No. W. I. - 11578, dated 7th June 1920.

IRRIGATION BRANCH.

BOMBAY PRESIDENCY.

PUBLIC WORKS DEPARTMENT.

ADMINISTRATIVE ACCOUNTS FOR THE YEAR 1922-1923.

HATHMATI AND KHARI CUT CANALS.

CANAL PROJECT.

No. 2.—Capital Account for, and to end of, 1922-1923.

| Heads of Account. | DIRECT CHARGES. | | | Cost of Construction as now estimated (Construction estimate closed on 31st March 1893). | Expenditure against closed estimate. |
|--------------------------------------|-----------------|------------|----------|--|--------------------------------------|
| | Previous. | 1922-1923. | Total. | | |
| I.—WORKS. | Rs. | Rs. | Rs. | Rs. | Rs. |
| (1) <i>Head Works.</i> | | | | | |
| A. Preliminary Expenses ... | 2,687 | .. | 2,687 | 2,687 | 2,687 |
| B. Land ... | 39,747 | ... | 39,747 | 39,747 | 39,747 |
| C. Works ... | 2,39,919 | ... | 2,39,919 | 2,39,919 | 2,39,919 |
| K. Buildings ... | 8,466 | ... | 8,466 | 8,466 | 8,466 |
| O. Miscellaneous ... | 6,801 | ... | 6,801 | 6,801 | 6,801 |
| P. Maintenance ... | 14,686 | ... | 14,686 | 14,686 | 14,686 |
| Total Head Works ... | 3,12,306 | ... | 3,12,306 | 3,12,306 | 3,12,306 |
| (2) <i>Main Canals and Branches.</i> | | | | | |
| A. Preliminary Expenses ... | 1,930 | ... | 1,930 | 1,930 | 1,930 |
| B. Land ... | 33,064 | ... | 33,064 | 33,064 | 33,064 |
| D. Regulators ... | 30,114 | ... | 30,114 | 30,114 | 30,114 |
| E. Falls and Weirs ... | 28,946 | ... | 28,946 | 28,946 | 28,946 |
| F. River and hill torrent works ... | 21,149 | ... | 21,149 | 21,149 | 21,149 |
| F(1). Other cross drainage works ... | (a) 603 | 1,499 | 2,102 | 2,102 | 2,102 |
| G. Bridges ... | 48,642 | ... | 48,642 | 48,642 | 48,642 |
| H. Escapes ... | 2,100 | ... | 2,100 | 2,100 | 2,100 |
| K. Buildings ... | 8,729 | ... | 8,729 | 8,729 | 8,729 |
| L. Earth-work ... | 3,05,635 | ... | 3,05,635 | 3,05,635 | 3,05,635 |
| M. Plantations ... | 1,996 | ... | 1,996 | 1,996 | 1,996 |
| N. Tanks and Reservoirs ... | 1,11,037 | ... | 1,11,037 | 1,11,037 | 1,11,037 |
| O. Miscellaneous ... | 14,965 | ... | 14,965 | 14,965 | 14,965 |
| P. Maintenance ... | 11,025 | ... | 11,025 | 11,025 | 11,025 |
| Total Main Canals and Branches ... | 6,19,935 | 1,499 | 6,21,434 | 6,21,434 | 6,21,434 |
| Carried over ... | 9,32,241 | 1,499 | 9,33,740 | 9,33,740 | 9,33,740 |

IRRIGATION BRANCH.

BOMBAY PRESIDENCY.

PUBLIC WORKS DEPARTMENT.
ADMINISTRATIVE ACCOUNTS FOR THE YEAR 1922-1923.
IRRIGATION WORKS.

HA'THMATI AND KHA'RI CUT CANALS.

CANAL PROJECT.

No. 2.—Capital Account for, and to end of, 1922-1923.

| Heads of Account. | DIRECT CHARGES. | | | Cost of Construction as now estimated (Construction estimate closed on 31st March 1893.) | Expenditure against closed estimates. |
|---|---------------------|------------|--------------|--|---------------------------------------|
| | Previous. | 1922-1923. | Total. | | |
| Brought forward ... | Rs. 9,32,241 | Rs. 1,499 | Rs. 9,33,740 | Rs. 9,33,740 | Rs. 9,33,740 |
| I.—WORKS—continued. | | | | | |
| (3) Distributaries. | | | | | |
| A. Preliminary Expenses ... | 1,340 | | 1,340 | 1,340 | 1,340 |
| B. Land | 2,209 | | 2,209 | 2,209 | 2,209 |
| C. Works | 30,495 | | 30,495 | 30,495 | 30,495 |
| L. Earth-work | 22,659 | | 22,659 | 22,659 | 22,659 |
| O. Miscellaneous | 14,717 | | 14,717 | 14,717 | 14,717 |
| Total, Distributaries ... | 71,420 | | 71,420 | 71,420 | 71,420 |
| (4) Drainage and Protective Works. | | | | | |
| B. Land | 177 | | 177 | 177 | 177 |
| L. Earth-work | 1,841 | | 1,841 | 1,841 | 1,841 |
| Total, Drainage and Protective Works. | 2,018 | | 2,018 | 2,018 | 2,018 |
| Total, I.—Works ... | 10,05,679 | 1,499 | 10,07,178 | 10,07,178 | 10,07,178 |
| II.—ESTABLISHMENT. | | | | | |
| 1 & 2. Direction and Accounts ... | 41,682 | } 365 | } 2,24,552 | } 2,24,687 | } 2,24,687 |
| 3. Executive | 1,82,505 (a) 135 | | | | |
| Total, Establishment ... | 2,24,187 (a) 135 | 365 | 2,24,687 | 2,24,687 | 2,24,687 |
| III.—Tools and Plant | 13,189 (a) 32 | 31 | 13,252 | 13,252 | 13,252 |
| IV.—Suspense Accounts | | | | | |
| Grand Total ... | 12,43,222 | 1,895 | 12,45,117 | 12,45,117 | 12,45,117 |
| V.—Less Receipts on Capital Account | 1,469 | | 1,469 | 1,469 | 1,469 |
| Net Outlay ... | 12,41,753 | 1,895 | 12,43,648 | 12,43,648 | 12,43,648 |
| Apportionment. | | | | | |
| Chargeable to 49.—Irrigation ... | 4,90,925 | | 4,90,925 | 4,90,925 | 4,90,925 |
| Do. 43.—Minor Works and Navigation ... | 7,24,900 | | 7,24,900 | 7,24,900 | 7,24,900 |
| Do. 45.—Civil Provincial ... | 1,486 | | 1,486 | 1,486 | 1,486 |
| Do. 45.—Local Fund ... | 23,672 | | 23,672 | 23,672 | 23,672 |
| Do. 55.—Construction of Irrigation works. | | 1,895 | 1,895 | 1,895 | 1,895 |
| XIII.—Deduct Working Expenses ... | 770 | | 770 | 770 | 770 |
| Total ... | 12,41,753 | 1,895 | 12,43,648 | 12,43,648 | 12,43,648 |

(a) Amount classified under the head "XIII Works for which Capital Account are kept—Deduct Working Expenses" during the year 1921-22 has now been brought against the Capital Account of the project the estimate for which was sanctioned in Government Resolution. (Public Works Department), No. 2124, dated 8th September 1922.

IRRIGATION BRANCH.

BOMBAY PRESIDENCY.

PUBLIC WORKS DEPARTMENT.
ADMINISTRATIVE ACCOUNTS FOR THE YEAR 1922-1923.
IRRIGATION WORKS.

HA'THMATI AND KHARI CUT CANALS.

CANAL PROJECT.

No. 3.—Revenue Account for, and to end of, 1922-1923.

| Receipts. | Total. | | | Charges. | Total. | | |
|---|------------------|---------------|------------------|--|-------------------------------------|---------------|------------------|
| | Previous. | 1922-1923. | Total. | | Previous. | 1922-1923. | Total. |
| I.—DIRECT RECEIPTS. | Rs. | Rs. | Rs. | I.—EXTENSIONS AND IMPROVEMENTS. | Rs. | Rs. | Rs. |
| 1. Water-rates from Irrigation ... | 10,76,144 | 34,276 | 11,10,420 | 1. Head Works ... | 18,638 | 123 | 18,761 |
| 3. Sales of water ... | 1,714 | 19 | 1,733 | 2. Main Canals and Branches ... | 77,831 | 255 | 77,483 |
| 4. Water-supply of towns ... | 2,672 | 171 | 2,843 | (a)—603 } 3. Distributaries ... | 7,249 | ... | 7,249 |
| 5. Plantations ... | 80,402 | 38 | 83,958 | Total ... | 1,03,115 | 378 | 1,03,493 |
| 6. Other canal produce ... | | 3,518 | | ... | II.—MAINTENANCE AND REPAIRS. | | |
| 9. Rents of Buildings ... | 37 | ... | 37 | 1. Head Works ... | 1,00,115 | 4,940 | 1,05,055 |
| 10. Fines ... | 359 | ... | 359 | 2. Main Canals and Branches ... | 3,41,251 | 14,698 | 3,55,949 |
| 11. Miscellaneous Receipts ... | 30,408 | 2,090 | 32,498 | 3. Distributaries ... | 92,946 | 4,290 | 97,236 |
| 12. Deduct Refunds ... | 192 | ... | 192 | 4. Drainage and Protective Works ... | 4,402 | ... | 4,402 |
| Total ... | 11,91,544 | 40,112 | 12,31,656 | Total ... | 5,38,714 | 23,928 | 5,62,642 |
| II.—INDIRECT RECEIPTS. | | | | III.—COMPENSATION ... | 3,615 | ... | 3,615 |
| Irrigation share of Land Revenue collected in the Civil Department. | ... | ... | ... | IV.—ESTABLISHMENT. | | | |
| Total, Receipts ... | 11,91,544 | 40,112 | 12,31,656 | 1. & 2. Direction and Accounts ... | 2,48,977 | 5,920 | 2,54,762 |
| | | | | 3. Executive ... | (a)—135 | | |
| | | | | Total ... | 2,48,842 | 5,920 | 2,54,762 |
| | | | | V.—TOOLS AND PLANT ... | 11,092 | 497 | 11,557 |
| | | | | (a)—32 | | | |
| | | | | Profit and Loss ... | 186 | ... | 186 |
| | | | | VI.—REFUNDS OF REVENUE ... | 3,854 | ... | 3,854 |
| | | | | Total ... | 9,09,386 | 30,723 | 9,40,109 |
| | | | | Share of Collection Charges in the Civil Department ... | 53,839 | 1,714 | 55,553 |
| | | | | Total, Direct Charges... | 9,63,225 | 32,437 | 9,95,662 |
| | | | | Indirect Charges debitable to Revenue Account as per Account No. 5 ... | 37,641 | 1,072 | 38,713 |
| | | | | Total Charges ... | 10,00,866 | 33,509 | 10,34,375 |
| | | | | Balance Net Revenue ... | 1,90,678 | 6,603 | 1,97,281 |
| Grand Total ... | 11,91,544 | 40,112 | 12,31,656 | Grand Total ... | 11,91,544 | 40,112 | 12,31,656 |

N.B.—Last Capital Account detailed in the Administrative Accounts for 1914-15 and No. 6 in the Administrative Accounts for 1915-16. Construction Estimate of the Hathmati Canal closed in 1883-84 and that of the Khari Cut Canal closed on 31st March 1893—vide also Government Resolution No. 2902 of 10th December 1909. Completion Report of the Khari Cut Canal approved in Government Resolution No. 683 of 16th April 1894. (a) Outlay incurred during the year 1921-22 has been transferred to Capital Account, vide note (a) under No. 3 Capital Account.

IRRIGATION BRANCH.

BOMBAY PRESIDENCY.

PUBLIC WORKS DEPARTMENT.

ADMINISTRATIVE ACCOUNTS FOR THE YEAR 1922-1923.

IRRIGATION WORKS.

HA'THMATI AND KHARI CUT CANALS.

CANAL PROJECT.

No. 4.—Interest Account for, and to end of, 1922-1923.

| | Amount. | | Amount. |
|---|-----------|---|-----------|
| | Rs. | | Rs. |
| Total interest charges to end of 1921-1922. | 12,32,847 | Net revenue realized to end of 1921-1922. | 1,90,678 |
| Interest charges for the year 1922-1923... | 41,359 | Do. during 1922-1923 ... | 6,603 |
| On Rs. 12,40,983 outlay to end of the year 1916-17 at the average rate 3.3252 per cent. ... | 41,265 | | 1,97,281 |
| On subsequent outlay Rs. 1,718 at 5.48 per cent. ... | 94 | Balance net interest charges ... | 10,76,925 |
| Total .. | 12,74,206 | Total ... | 12,74,206 |

No. 5.—Account of Indirect Charges for, and to end of, 1922-1923.

| Particulars. | Previous. | 1922-1923. | Total. |
|--|-----------|------------|--------|
| | Rs. | Rs. | Rs. |
| CAPITAL— | | | |
| 1. Capitalized abatement of Land Revenue ... | 36,598 | | 36,598 |
| 2. Leave and Pension Allowances ... | { 38,392 | 51 | 38,462 |
| 3. Audit and Accounts Establishment ... | { (a)19 | | |
| | { (a)6 | 15 | 21 |
| Total ... | 75,015 | 66 | 75,081 |
| REVENUE— | | | |
| 1. Capitalized abatement of Land Revenue ... | 825 | | 825 |
| 2. Leave and Pension Allowances ... | { 36,491 | 829 | 37,301 |
| 3. Audit and Accounts Establishment ... | { (b)—19 | | |
| | { 325 | 243 | 562 |
| | { (b)—6 | | |
| Total ... | 37,616 | 1,072 | 38,688 |

(a) Vide note (a) under No. 2 Capital Account.

(b) Vide note (b) under No. 3 Revenues Account.

IRRIGATION BRANCH.

BOMBAY PRESIDENCY.

PUBLIC WORKS DEPARTMENT.

ADMINISTRATIVE ACCOUNTS FOR THE YEAR 1922-1923.

IRRIGATION WORKS.

HA' THEMATI AND KHARI CUT CANALS.

CANAL PROJECT.

No. 6.—Statement comparing Charges to date with sanctioned Estimates.

| Particulars. | CHARGES AGAINST CLOSED SANCTIONS. | | | CURRENT SANCTIONS. | | | Total charges to date against old and current sanctions. | Remarks. | |
|---|--|---|-----------|--------------------|--------------------------------|------------------------------|--|--|--|
| | Expenditure against construction Estimate. | Expenditure against open Capital sanctions. | Total | Charges to date. | Amount of sanctioned Estimate. | Unspent balance of Estimate. | | | |
| | Rs. | Rs. | Rs. | Rs. | Rs. | Rs. | Rs. | | |
| DIRECT CHARGES. | | | | | | | | | |
| Works ... | 5,16,849 | 4,90,329 | 10,07,178 | ... | ... | ... | 10,07,178 | Expenditure of Rs. 2,767 against the estimates of Rs. 2,668 both direct and indirect sanctioned in Government Resolution (Public Works Department), No. 2124, dated 8th September 1922 has been included under open Capital sanctions. | |
| Establishment ... | 1,31,390 | 93,297 | 2,24,687 | ... | ... | ... | 2,24,687 | | |
| Tools and Plant ... | 11,193 | 2,059 | 13,252 | ... | ... | ... | 13,252 | | |
| Suspense Accounts ... | - 23 | 28 | ... | ... | ... | ... | ... | | |
| Total ... | 6,59,404 | 5,85,713 | 12,45,117 | ... | ... | ... | 12,45,117 | | |
| Less—Receipts on Capital Account ... | 1,469 | ... | 1,469 | ... | ... | ... | 1,469 | | |
| Net Total ... | 6,57,935 | 5,85,713 | 12,43,648 | ... | ... | ... | 12,43,648 | | |
| INDIRECT CHARGES. | | | | | | | | | |
| Capitalized abatement of Land Revenue ... | 13,433 | 23,165 | 36,598 | ... | ... | ... | 36,598 | | |
| Leave and Pension Allowances ... | 25,401 | 13,061 | 38,462 | ... | ... | ... | 38,462 | | |
| Audit and Accounts Establishment ... | ... | 21 | 21 | ... | ... | ... | 21 | | |
| Total ... | 38,834 | 36,247 | 75,081 | ... | ... | ... | 75,081 | | |
| Grand Total ... | 6,96,769 | 6,21,960 | 13,18,729 | ... | ... | ... | 13,18,729 | | |

IRRIGATION BRANCH.

BOMBAY PRESIDENCY.

PUBLIC WORKS DEPARTMENT.

ADMINISTRATIVE ACCOUNTS FOR THE YEAR 1922-1923.

WANGROLI TANK.

TANK PROJECT.

No. 2.—Capital Account for, and to end of, 1922-1923.

| Heads of Account. | Direct Charges. | | | Cost of Construction as now estimated. (Construction estimate closed on 31st March 1909.) | Expenditure against closed estimates. |
|---|-----------------|--------------|-----------------|---|---------------------------------------|
| | Previous. | 1922-1923. | Total. | | |
| I.—WORKS. | Rs. | Rs. | Rs. | Rs. | Rs. |
| (1) Head Works. | | | | | |
| A. Preliminary Expenses | 403 | ... | 403 | 403 | 403 |
| B. Land | 16,995 | ... | 16,995 | 16,995 | 16,995 |
| C. Masonry Works | 5,715 | ... | 5,715 | 5,715 | 5,715 |
| K. Buildings | 6,089 | ... | 6,089 | 6,089 | 6,089 |
| L. Earth-work | 82,684 | ... | 82,684 | 82,684 | 82,684 |
| M. Plantations | 134 | ... | 134 | 134 | 134 |
| O. Miscellaneous | 1,286 | ... | 1,286 | 1,286 | 1,286 |
| P. Maintenance | 197 | ... | 197 | 197 | 197 |
| Total, Head Works | 1,13,503 | ... | 1,13,503 | 1,13,503 | 1,13,503 |
| (2) Main Canals and Branches. | | | | | |
| A. Preliminary Expenses | 272 | ... | 272 | 272 | 272 |
| B. Land | 11,025 | ... | 11,025 | 11,025 | 11,025 |
| C(a). Regulators | 8,233 | ... | 8,233 | 8,233 | 8,233 |
| C(b). Falls and Weirs | 300 | ... | 300 | 300 | 300 |
| C(c). River and Hill Torrent Works | 247 | ... | 247 | 247 | 247 |
| C(d). Other Cross Drainage Works | 35,553 | 1,808 | 37,361 | 37,361 | 37,361 |
| C(e). Bridges | 7,766 | ... | 7,766 | 7,766 | 7,766 |
| C(f). Escapes | 208 | ... | 208 | 208 | 208 |
| L. Earth-work | 25,514 | ... | 25,514 | 25,514 | 25,514 |
| M. Plantations | 103 | ... | 103 | 103 | 103 |
| O. Miscellaneous | 7,522 | ... | 7,522 | 7,522 | 7,522 |
| P. Maintenance | 977 | ... | 977 | 977 | 977 |
| Total, Main Canals and Branches | 97,720 | 1,808 | 99,528 | 99,528 | 99,528 |
| Carried over | 2,11,223 | 1,808 | 2,13,031 | 2,13,031 | 2,13,031 |

IRRIGATION BRANCH.

BOMBAY PRESIDENCY.

PUBLIC WORKS DEPARTMENT.

ADMINISTRATIVE ACCOUNTS FOR THE YEAR 1922-1923.

WANGBOLI TANK.

TANK PROJECT.

No. 2.—Capital Accounts for, and to end of, 1922-1923.

| Heads of Account. | Direct Charges. | | | Cost of Construction as now estimated. (Construction estimate closed on 31st March 1909.) | Expenditure against closed estimates. |
|--|-----------------|------------|----------|---|---------------------------------------|
| | Previous. | 1922-1923. | Total. | | |
| | Rs. | Rs. | Rs. | Rs. | Rs. |
| Brought forward ... | 2,11,223 | 1,808 | 2,13,031 | 2,13,031 | 2,13,031 |
| II.—ESTABLISHMENT. | | | | | |
| 1 & 2. Direction and Account ... | 6,233 | } 440 | 28,361 | 28,361 | 28,361 |
| 3. Executive ... | 21,688 | | | | |
| Total II.—Establishment ... | 27,921 | 440 | 28,361 | 28,361 | 28,361 |
| III.—Tools and Plant ... | 1,826 | 37 | 1,863 | 1,863 | 1,863 |
| IV.—Suspense Accounts ... | ... | ... | ... | ... | ... |
| Loss by Exchange ... | ... | ... | ... | ... | ... |
| Grand Total ... | 2,40,970 | 2,285 | 2,43,255 | 2,43,255 | 2,43,255 |
| V.—Less Receipts on Capital Account ... | 743 | ... | 743 | 743 | 743 |
| Net Outlay ... | 2,40,227 | 2,285 | 2,42,512 | 2,42,512 | 2,42,512 |
| <i>Apportionment.</i> | | | | | |
| Chargeable to 43.—Minor Works and Navigation ... | 1,83,013 | ... | 1,83,013 | 1,83,013 | 1,83,013 |
| Chargeable to 33.—Famine Relief ... | 57,214 | ... | 57,214 | 57,214 | 57,214 |
| Chargeable to 55.—Construction of Irrigation Works ... | ... | 2,285 | 2,285 | 2,285 | 2,285 |
| Total ... | 2,40,227 | 2,285 | 2,42,512 | 2,42,512 | 2,42,512 |

IRRIGATION BRANCH.

BOMBAY PRESIDENCY.

PUBLIC WORKS DEPARTMENT.

ADMINISTRATIVE ACCOUNTS FOR THE YEAR 1922-1923.

WANGROLI TANK.

TANK PROJECT.

No. 3.—Revenue Account for, and to end of, 1922-1923.

| Receipts. | Total. | | | Charges. | Total. | | |
|---|-----------|------------|--------|---|-----------|------------|----------|
| | Previous. | 1922-1923. | Total. | | Previous. | 1922-1923. | Total. |
| I.—DIRECT RECEIPTS. | Rs. | Rs. | Rs. | I.—EXTENSIONS AND IMPROVEMENTS. | Rs. | Rs. | Rs. |
| 1. Water-rates from Irrigation ... | 48,025 | 6,856 | 54,881 | 1. Head Works ... | 1,809 | ... | 1,809 |
| 3. Sales of water ... | 1,886 | ... | 1,886 | 2. Main Canals and Branches... .. | 12,061 | 382 | 12,443 |
| 4. Water-supply of towns ... | 20 | 26 | 46 | Total ... | 13,870 | 382 | 14,252 |
| 5. Plantations ... | 21 | ... | ... | II.—MAINTENANCE AND REPAIRS. | | | |
| 6. Other canal produce ... | 746 | 82 | 849 | 1. Head Works ... | 34,862 | 1,437 | 36,299 |
| 9. Rents of buildings. ... | 2 | ... | 2 | 2. Main Canals and Branches... .. | 41,269 | 4,259 | 45,528 |
| 10. Fines ... | ... | 15 | 15 | Total ... | 76,131 | 5,696 | 81,827 |
| 11. Miscellaneous receipts ... | 5,125 | 175 | 5,300 | IV.—ESTABLISHMENT. | | | |
| 12. Deduct Refunds ... | 37 | ... | 37 | 1. & 2. Direction and Accounts... .. | 29,075 | 1,480 | 30,555 |
| Total ... | 55,788 | 7,154 | 62,942 | 3. Executive | | | |
| II.—INDIRECT RECEIPTS. | | | | Total ... | 29,075 | 1,480 | 30,555 |
| Irrigation share of Land Revenue collected in the Civil Department. | 28,945 | 7,102 | 36,047 | V.—TOOLS AND PLANT ... | 1,910 | 124 | 2,034 |
| | | | | VI.—REFUNDS OF REVENUE | 103 | ... | 103 |
| | | | | Total ... | 1,21,089 | 7,682 | 1,28,771 |
| | | | | Share of Collection Charges in the Civil Department | 5,438 | 1,053 | 6,491 |
| | | | | Total, Direct Charges ... | 1,26,527 | 8,735 | 1,35,262 |
| | | | | Indirect Charges debitable to Revenue Account as per Account No. 5 | 4,156 | 268 | 4,424 |
| | | | | Total Charges ... | 1,30,683 | 9,003 | 1,39,686 |
| | | | | Balance Net Revenue... | 45,950 | 5,253 | 40,697 |
| Total, Receipts ... | 84,733 | 14,256 | 98,989 | Grand Total ... | 84,733 | 14,256 | 98,989 |

N.B.—Last Capital Account detailed in the Administrative Accounts for 1917-18.

Construction Estimate closed on 31st March 1909—vide Government Resolution No. 902, dated 31st March 1909.

Completion Report approved in Government Resolution No. 729, dated 19th March 1910.

IRRIGATION BRANCH.

BOMBAY PRESIDENCY.

PUBLIC WORKS DEPARTMENT.

ADMINISTRATIVE ACCOUNTS FOR THE YEAR 1922-1923.

WANGROLI TANK.

TANK PROJECT.

No. 4. — Interest Account for, and to end of, 1922-1923.

| | Amount. | | | Amount. | |
|--|------------------|----------|---|-----------|----------|
| | | Rs. | | | Rs. |
| Total interest charges to end of 1921-22. | | 1,33,352 | Net Revenue realized to end of 1921-22 | | —45,950 |
| Interest charges for the year 1922-1923... | | 8,078 | Net Revenue realized during 1922-23 ... | | 5,253 |
| On Rs. 2,38,960 outlay to end of the year 1916-17 at the average rate 3.3252 per cent. | Rs. ... 7,946 | ... | | | —40,697 |
| On subsequent outlay Rs. 2,410 at 5.42 per cent. ... | ... 132 | ... | Balance net interest charges | ... | 1,82,127 |
| | Total ... | 1,41,430 | | Total ... | 1,41,430 |

No. 5.—Account of Indirect Charges for, and to end of, 1922-1923.

| Particulars. | Previous. | 1922-1923. | Total. |
|--|-----------|------------|--------|
| CAPITAL— | Rs. | Rs. | Rs. |
| 1. Capitalized abatement of Land Revenue ... | 46,793 | | 46,793 |
| 2. Leave and Pension Allowances ... | 3,910 | 62 | 3,972 |
| 3. Audit and Accounts Establishment ... | | 18 | 18 |
| Total ... | 50,703 | 80 | 50,783 |
| REVENUE— | | | |
| 1. Capitalized abatement of Land Revenue ... | 19 | | 19 |
| 2. Leave and Pension Allowances ... | 4,069 | 207 | 4,276 |
| 3. Audit and Accounts Establishment ... | 68 | 61 | 129 |
| Total ... | 4,156 | 268 | 4,424 |

IRRIGATION BRANCH.

BOMBAY PRESIDENCY.

PUBLIC WORKS DEPARTMENT.

ADMINISTRATIVE ACCOUNTS FOR THE YEAR 1922-23.

IRRIGATION WORKS.

WANGROLI TANK.

TANK PROJECT.

No. 6.—Statement comparing Charges to date with sanctioned Estimates.

| Particulars. | CHARGES AGAINST CLOSED SANCTIONS. | | | CURRENT SANCTION. | | | Total charges to date against old and current Sanctions. | Remarks. | |
|---|--|---|----------|-------------------|--------------------------------|------------------------------|--|---|--|
| | Expenditure against construction Estimate. | Expenditure against open Capital Sanctions. | Total. | Charges to date. | Amount of sanctioned Estimate. | Unspent balance of Estimate. | | | |
| | Rs. | Rs. | Rs. | Rs. | Rs. | Rs. | Rs. | | |
| DIRECT CHARGES. | | | | | | | | | |
| Works ... | 1,83,510 | 29,521 | 2,13,031 | ... | ... | ... | 2,13,031 | Expenditure of Rs. 2,386 against an estimate of Rs. 2,386 sanctioned in Government Resolution (Public Works Department), No. 2194, dated 11th September 1923 has been included under expenditure against open capital sanctions closed during the year. | |
| Establishment ... | 23,033 | 5,328 | 28,361 | ... | ... | ... | 28,361 | | |
| Tools and Plant ... | 1,502 | 361 | 1,863 | ... | ... | ... | 1,863 | | |
| Suspense Accounts ... | ... | ... | ... | ... | ... | ... | ... | | |
| Total ... | 2,08,045 | 35,210 | 2,43,255 | ... | ... | ... | 2,43,255 | | |
| Less—Receipts on Capital Account ... | 743 | ... | 743 | ... | ... | ... | 743 | | |
| Net Total ... | 2,07,302 | 35,210 | 2,42,512 | ... | ... | ... | 2,42,512 | | |
| INDIRECT CHARGES. | | | | | | | | | |
| Capitalized abatement of Land Revenue ... | 28,460 | 18,333 | 46,793 | ... | ... | ... | 46,793 | | |
| Leave and Pension Allowance ... | 3,225 | 747 | 3,972 | ... | ... | ... | 3,972 | | |
| Audit and Accounts Establishment ... | ... | 18 | 18 | ... | ... | ... | 18 | | |
| Total ... | 31,685 | 19,098 | 50,783 | ... | ... | ... | 50,783 | | |
| Grand Total ... | 2,38,987 | 54,308 | 2,93,295 | ... | ... | ... | 2,93,295 | | |

IRRIGATION BRANCH.

BOMBAY PRESIDENCY.

PUBLIC WORKS DEPARTMENT.

ADMINISTRATIVE ACCOUNTS FOR THE YEAR 1922-1923.

TRANZA-NAGRAMA TANK.

TANK PROJECT.

No. 3.—Revenue Account for, and to end of, 1922-1923.

| Receipts. | Total. | | | Charges. | Total. | | |
|--|-----------|------------|--------|--|-----------|------------|---------|
| | Previous. | 1922-1923. | Total. | | Previous. | 1922-1923. | Total. |
| | Rs. | Rs. | Rs. | | Rs. | Rs. | Rs. |
| I.—DIRECT RECEIPTS. | | | | I.—EXTENSIONS AND IMPROVEMENTS. | | | |
| 1. Water-rates from Irrigation ... | 5,228 | 101 | 5,329 | 1. Head Works ... | 6,055 | ... | 6,055 |
| 5. Plantations ... | 1 | ... | 1 | 2. Main Canals and Branches ... | 399 | ... | 399 |
| 6. Other Canal produce ... | 2,277 | 113 | 2,390 | Total ... | 6,454 | ... | 6,454 |
| 10. Fines ... | 16 | ... | 16 | II.—MAINTENANCE AND REPAIRS. | | | |
| 11. Miscellaneous receipts ... | 5,347 | 991 | 6,338 | 1. Head Works ... | 17,270 | 1,039 | 18,309 |
| Total ... | 12,869 | 1,205 | 14,074 | 2. Main Canals and Branches ... | 10,032 | 1,198 | 11,230 |
| II.—INDIRECT RECEIPTS. | | | | Total ... | 27,302 | 2,237 | 29,539 |
| Irrigation share of Land Revenue collected in the Civil Department | 660 | ... | 660 | IV.—ESTABLISHMENT. | | | |
| Total ... | 660 | ... | 660 | 1 & 2. Direction and Accounts ... | 12,283 | 545 | 12,828 |
| Total, Receipts ... | 13,529 | 1,205 | 14,734 | 3. Executive ... | | | |
| | | | | Total ... | 12,283 | 545 | 12,828 |
| | | | | V.—TOOLS AND PLANT ... | 750 | 46 | 796 |
| | | | | VI.—REFUNDS OF REVENUE ... | 199 | ... | 199 |
| | | | | Total ... | 46,988 | 2,828 | 49,816 |
| | | | | Share of Collection Charges in the Civil Department ... | 378 | 5 | 383 |
| | | | | Total Direct charges ... | 47,366 | 2,833 | 50,199 |
| | | | | Indirect Charges debitable to Revenue Account as per Account No. 5 ... | 1,781 | 98 | 1,879 |
| | | | | Total Charges ... | 49,147 | 2,931 | 52,078 |
| | | | | Balance Net Revenue ... | —25,618 | —1,726 | —37,344 |
| Grand Total ... | 13,529 | 1,205 | 14,734 | Grand Total ... | 13,529 | 1,205 | 14,734 |

N.B.—Last Capital Account detailed in the Administrative Accounts for 1913-1914. Construction Estimate closed on 30th June 1909—vide Government Resolution No. 2496, dated 12th October 1909. Completion Report approved in Government Resolution No. 1730, dated 6th August 1910.

IRRIGATION BRANCH.

BOMBAY PRESIDENCY.

PUBLIC WORKS DEPARTMENT.

ADMINISTRATIVE ACCOUNTS FOR THE YEAR 1922-1923.

TRANZA NAGRAMA TANK.

TANK PROJECT.

No. 4.—Interest Account for, and to end of, 1922-1923.

| | Amount. | | Amount. |
|--|----------|---|----------|
| | Rs. | | Rs. |
| Total interest charges to end of 1921-22. | 1,48,214 | Net Revenue realized to end of 1921-22. | -35,618 |
| Interest charges for the year 1922-23 ... | 7,915 | Net Revenue realized during 1922-23 ... | -1,726 |
| On Rs. 2,38,032 outlay to end of the year 1916-17 at the average rate 3.3252 per cent | ... | | -37,344 |
| Subsequent outlay <i>nil</i> | ... | Balance net interest charges ... | 1,93,473 |
| Total ... | 1,56,129 | Total ... | 1,56,129 |

No. 5.—Account of Indirect Charges for, and to end of, 1922-1923.

| Particulars. | Previous. | 1922-1923. | Total. |
|---|-----------|------------|--------|
| | Rs. | Rs. | Rs. |
| REVENUE— | | | |
| 1. Capitalized Abatement of Land Revenue | 38 | | 38 |
| 2. Leave and Pension Allowances | 1,719 | 76 | 1,795 |
| 3. Audit and Account Establishment | 24 | 22 | 46 |
| Total ... | 1,781 | 98 | 1,879 |

IRRIGATION BRANCH.

BOMBAY PRESIDENCY.

PUBLIC WORKS DEPARTMENT.
ADMINISTRATIVE ACCOUNTS FOR THE YEAR 1922-1923.

SA'VALI TANK.

TANK PROJECT.

No. 3.—Revenue Account for, and to end of, 1922-1923.

| Receipts. | Total. | | | Charges. | Total. | | |
|--|---------------|---------------|---------------|--|-----------------|---------------|-----------------|
| | Previous. | 1922-1923. | Total. | | Previous. | 1922-1923. | Total. |
| I.—DIRECT RECEIPTS. | Rs. | Rs. | Rs. | I.—EXTENSIONS AND IMPROVEMENTS. | Rs. | Rs. | Rs. |
| 1. Water-rates from Irrigation ... | 42,506 | 10,800 | 53,306 | 1. Head Works ... | 2,305 | ... | 2,305 |
| 3. Sales of water ... | 20 | ... | 20 | 2. Main Canals and Branches .. | 2,356 | ... | 2,356 |
| 5 Plantations ... | 65 | ... | 65 | Total ... | 4,661 | ... | 4,661 |
| 6. Other Canal produce... | 487 | 320 | 807 | | | | |
| 10. Fines ... | 14 | .. | 14 | II.—MAINTENANCE AND REPAIRS. | | | |
| 11 Miscellaneous receipts ... | 3,839 | 400 | 4,239 | 1. Head Works ... | 50,002 | 1,581 | 51,583 |
| 12. Deduct Refunds ... | 82 | ... | 82 | 2. Main Canals and Branches ... | 19,716 | 2,992 | 22,708 |
| Total ... | 46,849 | 11,520 | 58,369 | Total ... | 69,718 | 4,573 | 74,291 |
| II.—INDIRECT RECEIPTS. | | | | IV.—ESTABLISHMENT. | | | |
| Irrigation share of Land Revenue collected in the Civil Department ... | 2 | ... | 2 | 1 & 2. Direction and Accounts ... | 22,745 | 1,114 | 23,859 |
| Total ... | 2 | ... | 2 | 3. Executive ... | | | |
| Total, Receipts ... | 46,851 | 11,520 | 58,371 | Total ... | 22,745 | 1,114 | 23,859 |
| | | | | V.—TOOLS AND PLANT | 1,544 | 93 | 1,637 |
| | | | | VI.—REFUNDS OF REVENUE ... | 48 | ... | 48 |
| | | | | Total ... | 98,716 | 5,780 | 1,04,496 |
| | | | | Share of collection Charges in the Civil Department ... | 2,130 | 540 | 2,670 |
| | | | | Total Direct charges. | 1,00,846 | 6,320 | 1,07,166 |
| | | | | Indirect Charges debitable to Revenue Account as per Account No. 5 ... | 3,682 | 202 | 3,884 |
| | | | | Total Charges ... | 1,04,528 | 6,522 | 1,11,050 |
| | | | | Balance Net Revenue ... | -57,677 | 4,998 | -52,679 |
| Grand Total ... | 46,851 | 11,520 | 58,371 | Grand Total ... | 46,851 | 11,520 | 58,371 |

N.B.—Last Capital Account detailed in the Administrative Accounts for 1912-13. Construction Estimate closed on 31st March 1910—vide Government Resolution No. 66, dated 12th January 1910. Completion Report approved in Government Resolution No. 2577, dated 15th March 1912.

IRRIGATION BRANCH.

BOMBAY PRESIDENCY.

PUBLIC WORKS DEPARTMENT.

ADMINISTRATIVE ACCOUNTS FOR THE YEAR 1922-1923.

SA'VLI TANK.

TANK PROJECT.

No. 4.—Interest Account for, and to end of, 1922-1923.

| | Amount. | | Amount. |
|---|----------|---|----------|
| | Rs. | | Rs. |
| Total interest charges to end of 1921-22. | 1,28,825 | Net Revenue realized to end of 1921-22. | -57,677 |
| Interest charges for the year 1922-23 ... | 7,787 | Net Revenue realized during 1922-23 ... | 4,998 |
| On Rs. 2,34,179 outlay to end of the year 1916-17 at the average rate 3.3252 per cent. | ... | | -52,679 |
| Subsequent outlay <i>nil</i> | ... | Balance net interest charges ... | 1,89,291 |
| Total ... | 1,36,612 | Total ... | 1,36,612 |

No. 5.—Account of Indirect Charges for, and to end of, 1922-1923.

| Particulars. | Previous. | 1922-1923. | Total. |
|--|-----------|------------|--------|
| | Rs. | Rs. | Rs. |
| REVENUE— | | | |
| 1. Capitalized Abatement of Land Revenue ... | 449 | | 449 |
| 2. Leave and Pension Allowances ... | 3,184 | 156 | 3,340 |
| 3. Audit and Accounts Establishment ... | 49 | 46 | 95 |
| Total ... | 3,682 | 202 | 3,884 |

IRRIGATION BRANCH.

BOMBAY PRESIDENCY.

PUBLIC WORKS DEPARTMENT.

ADMINISTRATIVE ACCOUNTS FOR THE YEAR 1922-1923.

SA'HIAT TANK.

TANK PROJECT.

No. 3.—Revenue Account for, and to end of, 1922-1923.

| Receipts. | Total. | | | Charges. | Total. | | |
|--|---------------|--------------|---------------|--|---------------|--------------|---------------|
| | Previous. | 1922-1923. | Total. | | Previous. | 1922-1923. | Total. |
| I.—DIRECT RECEIPTS. | Rs. | Rs. | Rs. | I.—EXTENSIONS AND IMPROVEMENTS. | Rs. | Rs. | Rs. |
| 1. Water-rates from Irrigation ... | 13,903 | 1,788 | 15,691 | 1. Head Works ... | 2,460 | ... | 2,460 |
| 5. Plantations ... | 15 | ... | 15 | 2. Main Canals and Branches ... | 4,443 | ... | 4,443 |
| 6. Other canal produce ... | 1,145 | 100 | 1,245 | 3. Distributaries ... | 612 | ... | 612 |
| 11. Miscellaneous receipts ... | 2,793 | 195 | 2,988 | Total ... | 7,515 | ... | 7,515 |
| Total ... | 17,856 | 2,083 | 19,939 | II.—MAINTENANCE AND REPAIRS. | | | |
| II.—INDIRECT RECEIPTS. | | | | 1. Head Works ... | 43,098 | 1,578 | 44,676 |
| Irrigation share of Land Revenue collected in the Civil Department | 4,453 | 3,666 | 8,119 | 2. Main Canals and Branches ... | 28,827 | 3,391 | 32,218 |
| Total ... | 4,453 | 3,666 | 8,119 | Total ... | 71,925 | 4,969 | 76,894 |
| Total, Receipts ... | 22,309 | 5,749 | 28,058 | IV.—ESTABLISHMENT. | | | |
| | | | | 1. & 2. Direction and Accounts ... | 23,794 | 1,210 | 25,004 |
| | | | | 3. Executive ... | | | |
| | | | | Total ... | 23,794 | 1,210 | 25,004 |
| | | | | V.—TOOLS AND PLANT ... | 1,667 | 102 | 1,769 |
| | | | | VI.—REFUNDS OF REVENUE ... | 1 | ... | 1 |
| | | | | Total ... | 1,04,902 | 6,281 | 1,11,183 |
| | | | | Share of Collection Charges in the Civil Department ... | 1,139 | 456 | 1,595 |
| | | | | Total Direct Charges ... | 1,06,041 | 6,737 | 1,12,778 |
| | | | | Indirect Charges debitable to Revenue Account as per Account No. 5 ... | 3,376 | 219 | 3,595 |
| | | | | Total, Charges ... | 1,09,417 | 6,956 | 1,16,373 |
| | | | | Balance Net Revenue ... | -87,108 | -1,207 | -88,315 |
| Grand Total ... | 22,309 | 5,749 | 28,058 | Grand Total ... | 22,309 | 5,749 | 28,058 |

N.B.—Last Capital Account detailed in the Administrative Accounts for 1911-12. Construction Estimate closed on 31st March 1912—vide Government Resolution No. 2066, dated 18th October 1911. Completion Report approved in Government Resolution No. 10160, dated 7th October 1913.

IRRIGATION BRANCH.

BOMBAY PRESIDENCY.

. PUBLIC WORKS DEPARTMENT.

ADMINISTRATIVE ACCOUNTS FOR THE YEAR 1922-1923.

SA'HA'T TANK.

TANK PROJECT.

No. 4.—Interest Account for, and to end of, 1922-1923.

| | Amount | | Amount |
|---|--------|---|----------|
| | Rs. | | Rs. |
| Total interest charges to end of 1921-22. | 68,598 | Net Revenue realized to end of 1921-22. | - 87,108 |
| Interest charges for the year 1922-23 ... | 5,269 | Net Revenue realized during 1922-23 ... | - 1,207 |
| On Rs. 1,58,452 outlay to end of the year 1916-17 at the average rate 3.3252 per cent. | | | - 88,315 |
| | | Balance net interest charges ... | 1,62,182 |
| Total ... | 73,867 | Total ... | 73,867 |

No. 5.—Account of Indirect Charges for, and to end of, 1922-1923.

| Particulars. | Previous. | 1922-1923. | Total. |
|---|-----------|------------|--------|
| | Rs. | Rs. | Rs. |
| REVENUE— | | | |
| 1. Capitalized abatement of Land Revenue | | | |
| 2. Leave and Pension Allowances | 3,332 | 169 | 3,501 |
| 3. Audit and Accounts Establishment | 44 | 50 | 94 |
| Total ... | 3,376 | 219 | 3,595 |

IRRIGATION BRANCH.

BOMBAY PRESIDENCY.

PUBLIC WORKS DEPARTMENT.

ADMINISTRATIVE ACCOUNTS FOR THE YEAR 1922-1923.

FUTELAO TANK.

TANK PROJECT.

No. 3.—Revenue Account for, and to end of, 1922-1923.

| Receipts. | Total. | | | Charges. | Total. | | |
|---|--------------|------------|--------------|--|--------------|------------|--------------|
| | Previous. | 1922-1923. | Total. | | Previous. | 1922-1923. | Total. |
| | Rs. | Rs. | Rs. | | Rs. | Rs. | Rs. |
| I.—DIRECT RECEIPTS. | | | | I.—EXTENSIONS AND IMPROVEMENTS. | | | |
| 1. Water-rates, from Irrigation ... | 543 | 181 | 674 | 1. Head Works ... | 500 | ... | 500 |
| 5. Plantations ... | 26 | ... | 26 | | | | |
| 6. Other canal produce. | 141 | 15 | 156 | II.—MAINTENANCE AND REPAIRS. | | | |
| 11. Miscellaneous receipts ... | 749 | 181 | 930 | 1. Head Works ... | 6,198 | 781 | 6,929 |
| Total ... | 1,459 | 327 | 1,786 | 2. Main Canals and Branches ... | 3,165 | 667 | 3,832 |
| | | | | Total ... | 9,363 | 1,898 | 10,761 |
| II.—INDIRECT RECEIPTS. | | | | | | | |
| Irrigation share of Land Revenue collected in the Civil Department. | ... | ... | ... | IV.—ESTABLISHMENT. | | | |
| Total, Receipts ... | 1,459 | 327 | 1,786 | 1 & 2. Direction and Accounts ... | 2,314 | 340 | 2,654 |
| | | | | 3. Executive ... | | | |
| | | | | Total ... | 2,314 | 340 | 2,654 |
| | | | | V.—TOOLS AND PLANT... | 183 | 29 | 212 |
| | | | | Total ... | 12,360 | 1,767 | 14,127 |
| | | | | Share of Collection Charges in the Civil Department ... | 28 | 7 | 35 |
| | | | | Total Direct charges. | 12,388 | 1,774 | 14,162 |
| | | | | Indirect Charges debitable to Revenue Account as per Account No. 5 ... | 338 | 62 | 400 |
| | | | | Total, Charges ... | 12,726 | 1,836 | 14,562 |
| | | | | Balance Net Revenue ... | -11,267 | -1,509 | -12,776 |
| Grand Total ... | 1,459 | 327 | 1,786 | Grand Total ... | 1,459 | 327 | 1,786 |

N.B.—Last Capital Account detailed in the Administrative Accounts for 1916-17. Construction Estimate closed on 30th November 1916.

IRRIGATION BRANCH.

BOMBAY PRESIDENCY.

PUBLIC WORKS DEPARTMENT.

ADMINISTRATIVE ACCOUNTS FOR THE YEAR 1922-1923.

FUTELAO TANK.

TANK PROJECT.

No. 4.—Interest Account for, and to end of, 1922-1923.

| | Amount. | | Amount. |
|--|---------|--|---------|
| | Rs. | | Rs. |
| Total interest charges to end of 1921-22. | 25,370 | Net Revenue realized to end of 1921-22. | +11,267 |
| Interest charges for the year 1922-23 ... | 3,570 | Net Revenue realized during 1922-1923. ... | —1,509 |
| On Rs. 1,07,356 outlay to end of the year 1916-17 at the average rate 3.3252 per cent. | | | —12,776 |
| Subsequent outlay— <i>nil.</i> | | Balance net interest charges ... | 41,716 |
| Total ... | 28,940 | Total ... | 28,940 |

No. 5.—Account of Indirect Charges for, and to end of, 1922-1923.

| Particulars. | Previous. | 1922-1923. | Total. |
|--|-----------|------------|--------|
| | Rs. | Rs. | Rs. |
| REVENUE— | | | |
| 1. Capitalized abatement of Land Revenue ... | ... | ... | ... |
| 2. Leave and Pension Allowances ... | 324 | 48 | 372 |
| 3. Audit and Accounts Establishment ... | 14 | 14 | 28 |
| Total ... | 338 | 62 | 400 |

IRRIGATION BRANCH.

BOMBAY PRESIDENCY.

PUBLIC WORKS DEPARTMENT.
ADMINISTRATIVE ACCOUNTS FOR THE YEAR 1922-1923.
LOWER PANJHRA RIVER WORKS.

TANK PROJECT.

No. 3.—Revenue Account for, and to end of, 1922-1923.

| Receipts. | Total. | | | Charges. | Total. | | |
|---|-----------------|---------------|-----------------|--|-----------------|---------------|-----------------|
| | Previous. | 1922-1923. | Total. | | Previous. | 1922-1923. | Total. |
| | Rs. | Rs. | Rs. | | Rs. | Rs. | Rs. |
| I.—DIRECT RECEIPTS. | | | | I.—EXTENSIONS AND IMPROVEMENTS. | | | |
| 1. Water-rates from Irrigation ... | 4,48,311 | 16,477 | 4,64,788 | 1. Head Works ... | 1,428 | ... | 1,428 |
| 3. Sales of water ... | 440 | ... | 440 | 2. Main Canals and Branches ... | 34,211 | ... | 34,211 |
| 5. Plantations ... | ... | ... | ... | 3. Distributaries ... | 9,358 | ... | 9,358 |
| 6. Other Canal Produce ... | 27,321 | 2,060 | 29,381 | Total ... | 44,997 | ... | 44,997 |
| 9. Rents of Buildings. | 48 | ... | 48 | II.—MAINTENANCE AND REPAIRS. | | | |
| 10. Fines ... | 503 | ... | 503 | 1. Head Works ... | 35,956 | 549 | 36,507 |
| 11. Miscellaneous Receipts ... | 6,510 | ... | 6,510 | 2. Main Canals and Branches ... | 17,740 | 137 | 17,877 |
| 12. Deduct Refunds ... | 11 | ... | 11 | 3. Distributaries ... | 72,455 | 78 | 72,533 |
| Total ... | 4,83,122 | 18,537 | 5,01,659 | 4. Drainage and Protective Works ... | 2,728 | ... | 2,728 |
| | | | | Total ... | 1,28,881 | 764 | 1,29,645 |
| II.—INDIRECT RECEIPTS. | | | | IV.—ESTABLISHMENT. | | | |
| Irrigation share of Land Revenue collected in the Civil Department. | 2,36,129 | 9,947 | 2,46,076 | 1 & 2. Direction and Accounts ... | 1,09,169 | 1,643 | 1,10,812 |
| Total ... | 2,36,129 | 9,947 | 2,46,076 | 3. Executive ... | ... | ... | ... |
| Total, Receipts ... | 7,19,251 | 28,484 | 7,47,735 | Total ... | 1,09,169 | 1,643 | 1,10,812 |
| | | | | V.—TOOLS AND PLANT ... | 3,208 | 27 | 3,235 |
| | | | | Profit and Loss ... | 19 | ... | 19 |
| | | | | VI.—REFUNDS OF REVENUE ... | 3,896 | ... | 3,896 |
| | | | | Suspense Account ... | 140 | ... | 140 |
| | | | | Total ... | 2,90,310 | 2434 | 2,92,744 |
| | | | | Share of Collection Charges in the Civil Department ... | 61,657 | 2,444 | 64,101 |
| | | | | Total, Direct Charges ... | 3,51,967 | 4,678 | 3,56,645 |
| | | | | Indirect Charges debitable to Revenue Account as per Account No. 5 ... | 15,883 | 238 | 16,121 |
| | | | | Total, Charges ... | 3,67,850 | 5,116 | 3,72,966 |
| | | | | Balance Net Revenue ... | 3,51,401 | 23,363 | 3,74,769 |
| Grand Total ... | 7,19,251 | 28,484 | 7,47,735 | Grand Total ... | 7,19,251 | 28,484 | 7,47,735 |

N. B.—Last Capital Account detailed in the Administrative Accounts for 1898-99. Construction Estimate closed on 31st March 1895—vide Government Resolution No. 148, dated 31st January 1896. Completion Report approved in Government Resolution No. 1392, dated 3rd October 1896.

IRRIGATION BRANCH.

BOMBAY PRESIDENCY.

PUBLIC WORKS DEPARTMENT.

ADMINISTRATIVE ACCOUNTS FOR THE YEAR 1922-1923.

LOWER PANJHRA RIVER WORKS.

TANK PROJECT.

No. 4.—Interest Account for, and to end of, 1922-1923.

| | Amount. | | Amount. |
|--|----------|---|--------------------|
| | Rs. | | Rs. |
| Total interest charges to end of 1921-1922 | 8,57,811 | Net revenue realized to end of 1921-1922 Do. during 1922-1923 ... | 3,51,401 23,368 |
| Interest charges for the year 1922-1923. On Rs. 4,43,382 outlay to end of 1916-17 at the average rate 3.3252 per cent. | 14,810 | | 3,74,769 |
| Subsequent outlay—nil. | | Balance net interest charges | 4,97,352 |
| Total ... | 8,72,121 | Total ... | 8,72,121 |

No. 5.—Account of Indirect Charges for, and to end of, 1922-1923.

| Particulars. | Previous. | 1922-1923. | Total. |
|---|-----------|------------|--------|
| | Rs. | Rs. | Rs. |
| REVENUE— | | | |
| 1. Capitalized abatement of Land Revenue | 94 | ... | 94 |
| 2. Leave and Pension Allowances | 15,706 | 230 | 15,936 |
| 3. Audit and Accounts | 83 | 8 | 91 |
| Total ... | 15,883 | 238 | 16,121 |

IRRIGATION BRANCH.

BOMBAY PRESIDENCY

PUBLIC WORKS DEPARTMENT.

ADMINISTRATIVE ACCOUNTS FOR THE YEAR 1922-1923.

HARTA'LA TANK.

TANK PROJECT.

No. 3.—Revenue Account for, and to end of, 1922-1923.

| Receipts. | Total. | | | Charges. | Total. | | |
|---|-----------|------------|--------|--|-----------|------------|--------|
| | Previous. | 1922-1923. | Total. | | Previous. | 1922-1923. | Total. |
| I.—DIRECT RECEIPTS. | Rs. | Rs. | Rs. | I.—EXTENSIONS AND IMPROVEMENTS. | Rs. | Rs. | Rs. |
| 1. Water-rates from Irrigation ... | 18,373 | 179 | 18,552 | 1. Head Works ... | 5,011 | ... | 5,011 |
| 3. Sales of water ... | 140 | ... | 140 | 2. Main Canals and Branches ... | 428 | 158 | 584 |
| 5. Plantations ... | 18 | 9 | 27 | Total ... | 5,437 | 158 | 5,595 |
| 6. Other canal produce. | 13,304 | 294 | 13,598 | II.—MAINTENANCE AND REPAIRS. | | | |
| 10. Fines ... | 260 | ... | 260 | 1. Head Works ... | 6,890 | ... | 6,890 |
| 11. Miscellaneous Receipts. | 19,355 | 272 | 19,627 | 2. Main Canals and Branches ... | 379 | 418 | 797 |
| Total ... | 51,450 | 754 | 52,204 | 3. Distributaries ... | 1,342 | ... | 1,342 |
| II. - INDIRECT RECEIPTS. | | | | Total ... | 8,611 | 418 | 9,029 |
| Irrigation share of Land Revenue collected in the Civil Department... | ... | ... | ... | IV.—ESTABLISHMENT. | | | |
| Total, Receipts ... | 51,450 | 754 | 52,204 | 1 & 2. Direction and Accounts ... | 9,328 | 341 | 9,669 |
| | | | | 3. Executive ... | | | |
| | | | | Total ... | 9,328 | 341 | 9,669 |
| | | | | V.—TOOLS AND PLANT. | 235 | 20 | 255 |
| | | | | VI.—REFUNDS OF REVENUE | 2,957 | ... | 2,957 |
| | | | | Total ... | 26,568 | 937 | 27,505 |
| | | | | Share of Collection Charges in the Civil Department ... | 1,735 | 22 | 1,757 |
| | | | | Total, Direct Charges . | 28,303 | 959 | 29,262 |
| | | | | Indirect Charges debitable to Revenue Account as per Account No. 5 ... | 1,329 | 54 | 1,383 |
| | | | | Total, Charges ... | 29,632 | 1,013 | 30,645 |
| | | | | Balance Net Revenue ... | 21,618 | —259 | 21,559 |
| Grand Total ... | 51,450 | 754 | 52,204 | Grand Total ... | 51,450 | 754 | 52,204 |

N. B.—Last Capital Account detailed in the Administrative Accounts for 1886-1887. Construction Estimate closed on 31st March 1887—vide Government Resolution No. 1411, dated 12th September 1893. Completion Report approved in Government Resolution No. 1224, dated 31st July 1894.

IRRIGATION BRANCH.

BOMBAY PRESIDENCY.

PUBLIC WORKS DEPARTMENT.

ADMINISTRATIVE ACCOUNTS FOR THE YEAR 1922-1923.

HARTA'LA TANK.

TANK PROJECT.

No. 4.—Interest Account for, and to end of, 1922-1923.

| | Amount. | | Amount. |
|--|---------|---|---------|
| | Rs. | | Rs. |
| Total interest charges to end of 1921-22 ... | 90,760 | Net Revenue realized to end of 1921-22... | 21,818 |
| Interest charges for the year 1922-23 ... | 1,594 | Net Revenue realized during 1922-1923... | - 259 |
| On Rs. 47,948 outlay to end of the year 1916-17 at the average rate 3.3252 per cent. | | Balance net interest charges ... | 21,559 |
| Subsequent outlay— <i>nil.</i> | | | 70,795 |
| Total ... | 92,354 | Total ... | 92,354 |

No. 5.—Account of Indirect Charges for, and to end of, 1922-1923.

| Particulars | Previous. | 1922-1923. | Total. |
|--|-----------|------------|--------|
| | Rs. | Rs. | Rs. |
| REVENUE— | | | |
| 1. Capitalized abatement of Land Revenue ... | ... | ... | ... |
| 2. Leave and Pension Allowances ... | 1,321 | 48 | 1,369 |
| 3. Audit and Accounts ... | 8 | 6 | 14 |
| Total ... | 1,329 | 54 | 1,383 |

IRRIGATION BRANCH.

BOMBAY PRESIDENCY.

PUBLIC WORKS DEPARTMENT.
ADMINISTRATIVE ACCOUNTS FOR THE YEAR 1922-1923.

MHASWA TANK.

TANK PROJECT.

No. 3.—Revenue Account for, and to end of, 1922-1923.

| Receipts. | Total. | | | Charges. | Total. | | |
|--|---------------|--------------|---------------|--|---------------|--------------|---------------|
| | Previous. | 1922-1923. | Total. | | Previous. | 1922-1923. | Total. |
| I.—DIRECT RECEIPTS. | Rs. | Rs. | Rs. | I.—EXTENSIONS AND IMPROVEMENTS. | Rs. | Rs. | Rs. |
| 1. Water-rates from Irrigation ... | 34,079 | 1,775 | 35,854 | 1. Head Works ... | 6,774 | ... | 6,774 |
| 3. Sales of water ... | 14 | ... | 14 | 2. Main Canals and Branches ... | 3,600 | 437 | 4,037 |
| 5. Plantations ... | 11,342 | 157 | 11,777 | 3. Distributaries ... | 586 | ... | 586 |
| 6. Other canal produce. | | 278 | | | | | |
| 9. Rents of buildings. | 154 | ... | 154 | Total ... | 10,960 | 437 | 11,397 |
| 10. Fines... | 5 | ... | 5 | II.—MAINTENANCE AND REPAIRS. | | | |
| 11. Miscellaneous receipts ... | 15,935 | 366 | 16,301 | 1. Head Works ... | 4,347 | ... | 4,347 |
| Total ... | 61,529 | 2,576 | 64,105 | 2. Main Canals and Branches ... | 7,594 | 715 | 8,249 |
| II.—INDIRECT RECEIPTS. | | | | 3. Distributaries ... | 16,450 | 109 | 16,559 |
| Irrigation share of Land Revenue collected in the Civil Department ... | ... | ... | ... | Total ... | 28,331 | 824 | 29,155 |
| Total, Receipts ... | 61,529 | 2,576 | 64,105 | IV.—ESTABLISHMENT. | | | |
| | | | | 1 & 2. Direction and Accounts ... | 28,200 | 745 | 28,945 |
| | | | | 3. Executive ... | | | |
| | | | | Total ... | 28,200 | 745 | 28,945 |
| | | | | V.—TOOLS AND PLANT... | 1,331 | 44 | 1,375 |
| | | | | Profit and Loss ... | 149 | ... | 149 |
| | | | | VI.—REFUNDS OF REVENUE ... | 212 | ... | 212 |
| | | | | Total ... | 69,183 | 2,050 | 71,233 |
| | | | | Share of Collection Charges in the Civil Department ... | 1,732 | 89 | 1,821 |
| | | | | Total, Direct Charges ... | 70,915 | 2,139 | 73,054 |
| | | | | Indirect Charges debitable to Revenue Account as per Account No. 5 ... | 4,246 | 117 | 4,363 |
| | | | | Total, Charges ... | 75,161 | 2,256 | 77,417 |
| | | | | Balance Net Revenue ... | -13,632 | 320 | -13,312 |
| Grand Total ... | 61,529 | 2,576 | 64,105 | Grand Total ... | 61,529 | 2,576 | 64,105 |

N.B.—Last Capital Account detailed in the Administrative Accounts for 1893-94. Construction Estimate closed on 31st March 1897—vide Government Resolution No. 1411, dated 12th September 1893. Completion Report approved in Government Resolution No. 1224, dated 31st July 1894.

IRRIGATION BRANCH.

BOMBAY PRESIDENCY.

PUBLIC WORKS DEPARTMENT.

ADMINISTRATIVE ACCOUNTS FOR THE YEAR 1922-1923.

MHASWA TANK.

TANK PROJECT.

No. 4.—Interest Account for, and to end of, 1922-23.

| | Amount. | | Amount. |
|---|----------|---|----------|
| | Rs. | | Rs. |
| Total interest charges to end of 1921-1922. | 2,19,908 | Net Revenue realized to end of 1921-1922. | —13,632 |
| Interest charges for the year 1922-1923. | 4,282 | Net Revenue realized during 1922-1923 ... | 320 |
| On Rs 1,28,781 outlay to end of the year 1916-17 at the average rate 3.3252 per cent. | | Balance net interest charges | —13,312 |
| Subsequent outlay— <i>nil</i> . | | | 2,37,502 |
| Total ... | 2,24,190 | Total ... | 2,24,190 |

No. 5.—Account of Indirect Charges for, and to end of, 1922-1923.

| Particulars. | Previous. | 1922-1923. | Total |
|---|-----------|------------|-------|
| | Rs. | Rs. | Rs. |
| REVENUE— | | | |
| 1. Capitalized abatement of Land Revenue. ... | 120 | | 120 |
| 2. Leave and Pension Allowances ... | 4,108 | 104 | 4,212 |
| 3. Audit and Accounts ... | 18 | 13 | 31 |
| Total ... | 4,246 | 117 | 4,363 |

IRRIGATION BRANCH.

BOMBAY PRESIDENCY.

PUBLIC WORKS DEPARTMENT.

ADMINISTRATIVE ACCOUNTS FOR THE YEAR 1922-23.

JA'MDA' CANAL.

CANAL PROJECT.

No. 2—Capital Account for, and to end of, 1922-1923.

| Hheads of Account. 1 | DIRECT CHARGES. | | | Cost of Con- struction as now estimated (Construction estimate closed on 31st March 1902.) | Expenditure against closed estimates. |
|---|-----------------|----------|----------|--|--|
| | Previous. | 1922-23. | Total. | | |
| | Rs. | Rs. | Rs. | Rs. | Rs. |
| I.—WORKS. | | | | | |
| <i>(1) Head Works.</i> | | | | | |
| B. Land | 250 | ... | 250 | 250 | 250 |
| C. Works | 95,149 | ... | 95,149 | 95,149 | 95,149 |
| K. Buildings | 11,689 | ... | 11,689 | 11,689 | 11,689 |
| Total, Head Works | 1,07,088 | | 1,07,088 | 1,07,088 | 1,07,088 |
| <i>(2) Main Canals and Branches.</i> | | | | | |
| A. Preliminary Expenses | 1,917 | ... | 1,917 | 1,917 | 1,917 |
| B. Land | 1,905 | ... | 1,905 | 1,905 | 1,905 |
| F. River and hill torrent works | 2,03,832 | 174 | 2,04,006 | 2,03,832 | 2,03,832 |
| G. Bridges | 31,947 | ... | 31,947 | 31,947 | 31,947 |
| H. Escapes | 6,317 | ... | 6,317 | 6,317 | 6,317 |
| K. Buildings | 8,431 | ... | 8,431 | 8,431 | 8,431 |
| L. Earth-work | 3,55,087 | ... | 3,55,087 | 3,55,087 | 3,55,087 |
| M. Plantations | 15,843 | ... | 15,843 | 15,843 | 15,843 |
| O. Miscellaneous | 4,033 | ... | 4,033 | 4,033 | 4,033 |
| Total, Main Canals and Branches | 6,29,312 | 174 | 6,29,486 | 6,29,312 | 6,29,312 |
| <i>(3) Distributaries.</i> | | | | | |
| A. Preliminary Expenses | 70 | ... | 70 | 70 | 70 |
| B. Land | 14 | ... | 14 | 14 | 14 |
| C. Works | 26,656 | 2,179 | 28,835 | 26,656 | 26,656 |
| L. Earth-work | 21,232 | 53 | 21,285 | 21,232 | 21,232 |
| O. Miscellaneous | 1,857 | ... | 1,857 | 1,857 | 1,857 |
| Total, Distributaries | 49,829 | 2,232 | 52,061 | 49,829 | 49,829 |
| Total, I—Works | 7,86,229 | 2,406 | 7,88,635 | 7,86,229 | 7,86,229 |
| II.—ESTABLISHMENT. | | | | | |
| 1 and 2. Direction and Accounts | 9,797 | } 469 | 1,92,310 | { 9,797 | 9,797 |
| 3. Executive | 1,82,044 | | | | |
| Total, Establishment | 1,91,841 | 469 | 1,92,310 | 1,91,841 | 1,91,841 |
| III.—TOOLS AND PLANT | 13,129 | 83 | 13,212 | 13,129 | 13,129 |
| Grand Total | 9,91,199 | 2,958 | 9,94,157 | 9,91,199 | 9,91,199 |
| V.—Less—Receipts on Capital Account | 21 | ... | 21 | 21 | 21 |
| Net Outlay | 9,91,178 | 2,958 | 9,94,136 | 9,91,178 | 9,91,178 |
| APPORTIONMENT. | | | | | |
| Chargeable to 43—Minor Works and Navigation | 9,91,178 | ... | 9,91,178 | 9,91,178 | 9,91,178 |
| Chargeable to 55—Construction of Irrigation Works | ... | 2,958 | 2,958 | ... | ... |
| Total | 9,91,178 | 2,958 | 9,94,136 | 9,91,178 | 9,91,178 |

IRRIGATION BRANCH.

BOMBAY PRESIDENCY.

PUBLIC WORKS DEPARTMENT.

ADMINISTRATIVE ACCOUNTS FOR THE YEAR 1922-1923.

JA'MDA' CANAL.

CA'NA'L PROJECT.

No. 3.—Revenue Account for, and to end of, 1922-1923.

| Receipts. | TOTAL. | | | Charges. | TOTAL. | | |
|---|-----------|------------|----------|--|-----------|------------|----------|
| | Previous. | 1922-1923. | Total. | | Previous. | 1922-1923. | Total. |
| I.—DIRECT RECEIPTS. | Rs. | Rs. | Rs. | I.—EXTENSIONS AND IMPROVEMENTS. | Rs. | Rs. | Rs. |
| 1. Water-rates from Irrigation ... | 3,21,233 | 7,266 | 3,28,499 | 1. Head Works ... | 8,605 | ... | 8,605 |
| 3. Sales of water ... | 212 | ... | 212 | 2. Main Canals and Branches ... | 27,575 | 2,068 | 25,507 |
| 5. Plantations ... | ... | 8,821 | ... | 3. Distributaries ... | 1,464 | ... | 1,464 |
| 6. Other canal produce. ... | 63,987 | 789 | 73,077 | Total ... | 37,644 | 2,068 | 35,576 |
| 9. Rents of buildings ... | 2,106 | 5 | 2,111 | II.—MAINTENANCE AND REPAIRS. | | | |
| 10. Fines ... | 153 | ... | 153 | 1. Head Works ... | 20,093 | 4 | 20,097 |
| 11. Miscellaneous receipts ... | 2,789 | ... | 2,789 | 2. Main Canals and Branches ... | 2,52,427 | 5,537 | 2,57,964 |
| 12. Deduct—Refunds ... | 134 | 20 | 114 | 3. Distributaries ... | 16,400 | 15 | 16,415 |
| Total ... | 3,90,346 | 16,381 | 4,06,727 | Total ... | 2,88,920 | 5,556 | 2,94,476 |
| II.—INDIRECT RECEIPTS. | | | | IV.—ESTABLISHMENT. | | | |
| Irrigation share of Land Revenue collected in the Civil Department... | ... | ... | ... | 1 & 2. Direction and Accounts ... | 2,37,806 | 2,059 | 2,39,865 |
| Total Receipts ... | 3,90,346 | 16,381 | 4,06,727 | 3. Executive ... | ... | ... | ... |
| | | | | Total ... | 2,37,806 | 2,059 | 2,39,865 |
| | | | | V.—TOOLS AND PLANT ... | 6,746 | 121 | 6,867 |
| | | | | Profit and Loss ... | 84 | ... | 84 |
| | | | | VI.—REFUNDS OF REVENUE | 1,102 | .. | 1,102 |
| | | | | Total ... | 5,72,302 | 5,668 | 5,77,970 |
| | | | | Share of Collection Charges in the Civil Department ... | 15,994 | 363 | 16,357 |
| | | | | Total Direct Charges ... | 5,88,296 | 6,031 | 5,94,327 |
| | | | | Indirect Charges debitable to Revenue Account as per Account No. 5 ... | 36,835 | 323 | 37,158 |
| | | | | Total, Charges ... | 6,25,131 | 6,354 | 6,31,485 |
| | | | | Balance Net Revenue ... | 2,34,785 | 10,027 | 2,24,758 |
| Grand Total ... | 3,90,346 | 16,381 | 4,06,727 | Grand Total ... | 3,90,346 | 16,381 | 4,06,727 |

N.B.—Construction Estimates closed on 31st March 1902—vide Government Resolution No. 5163, dated 1st May 1915. Completion Report approved in Government Resolution No. 5163, dated 1st May 1915.

IRRIGATION BRANCH.

BOMBAY PRESIDENCY.

PUBLIC WORKS DEPARTMENT.

ADMINISTRATIVE ACCOUNTS FOR THE YEAR 1922-1923.

JA'MDA' CANAL.

CA'NAL PROJECT.

No. 4.—Interest Account for, and to end of, 1922-1923.

| | Amount. | | Amount. |
|--|-----------|---|-----------|
| | Rs. | | Rs. |
| Total interest charges to end of 1921-22 .. | 20,58,028 | Net Revenue realized to end of 1921-22. | -2,34,785 |
| Interest charges for the year 1922-23 .. | 33,040 | Net Revenue realized during 1922-23 .. | 10,027 |
| On Rs. 9,91,178 outlay to end of the year 1916-17 at the average rate 3.3252 per cent. Rs. 32,959 | | | -2,24,753 |
| Subsequent outlay Rs. 1,479 (Half of 1922-23) at 5.48 per cent. 81 | | Balance net interest charges | 23,15,826 |
| Total ... | 20,91,068 | Total ... | 20,91,068 |

No. 5.—Account of Indirect Charges for, and to end of, 1922-1923.

| Particulars. | Previous. | 1922-23. | Total. |
|---|-----------|----------|--------|
| | Rs. | Rs. | Rs. |
| CAPITAL— | | | |
| 1. Capitalized abatement of Land Revenue | 12,015 | ... | 12,015 |
| 2. Leave and Pension Allowances | 37,896 | 66 | 37,962 |
| 3. Audit and Accounts Establishments | ... | 24 | 24 |
| Total ... | 49,911 | 90 | 50,001 |
| REVENUE— | | | |
| 1. Capitalized abatement of Land Revenue | 446 | | 446 |
| 2. Leave and Pension Allowances | 36,299 | 288 | 36,587 |
| 3. Audit and Accounts | 90 | 35 | 125 |
| Total ... | 36,835 | 323 | 37,158 |

IRRIGATION BRANCH.

BOMBAY PRESIDENCY.

PUBLIC WORKS DEPARTMENT.

ADMINISTRATIVE ACCOUNTS FOR THE YEAR 1922-1923.

JA'MDA' CANAL.

CANAL PROJECT.

No. 6.—Statement comparing Charges to date with sanctioned Estimates.

| Particulars. | CHARGES AGAINST CLOSED SANCTIONS. | | | CURRENT SANCTIONS. | | | Total charges to date against old and current sanctions. | REMARKS. | |
|---|--|---|-----------|--------------------|--------------------------------|------------------------------|--|--|--|
| | Expenditure against construction Estimate. | Expenditure against open Capital sanctions. | Total. | Charges to date. | Amount of sanctioned Estimate. | Unspent balance of Estimate. | | | |
| | Rs. | Rs. | Rs. | Rs. | Rs. | Rs. | Rs. | | |
| DIRECT CHARGES. | | | | | | | | | |
| Works ... | 7,86,229 | ... | 7,86,229 | 2,406 | ... | —2,406 | 7,88,635 | Sanction to schedule of incomplete works is awaited. | |
| Establishment ... | 1,91,841 | ... | 1,91,841 | 469 | ... | —469 | 1,92,310 | | |
| Tools and Plant ... | 13,129 | ... | 13,129 | 83 | ... | —83 | 13,212 | | |
| Total ... | 9,91,199 | ... | 9,91,199 | 2,958 | ... | —2,958 | 9,94,157 | | |
| Less—Receipts on Capital Account ... | 21 | ... | 21 | ... | ... | ... | 21 | | |
| Net Total ... | 9,91,178 | ... | 9,91,178 | 2,958 | ... | —2,958 | 9,94,136 | | |
| INDIRECT CHARGES. | | | | | | | | | |
| Capitalized abatement of Land Revenue ... | 12,015 | ... | 12,015 | ... | ... | ... | 12,015 | | |
| Leave and Pension Allowances. ... | 37,896 | ... | 37,896 | 66 | ... | —66 | 37,962 | | |
| Audit and Accounts Establishment ... | ... | ... | ... | 24 | ... | —24 | 24 | | |
| Total ... | 49,911 | ... | 49,911 | 90 | ... | —90 | 50,001 | | |
| Grand Total ... | 10,41,089 | ... | 10,41,089 | 3,048 | ... | —3,048 | 10,44,137 | | |

IRRIGATION BRANCH.

BOMBAY PRESIDENCY.

PUBLIC WORKS DEPARTMENT.

ADMINISTRATIVE ACCOUNTS FOR THE YEAR 1922-1923.

BHA'TODI TANK.

TANK PROJECT.

No. 3.—Revenue Account for, and to end of, 1922-1923.

| Receipts. | TOTAL. | | | Charges. | TOTAL. | | |
|---|-----------|------------|----------|--|-----------|------------|----------|
| | Previous. | 1922-1923. | Total. | | Previous. | 1922-1923. | Total. |
| | Rs. | Rs. | Rs. | | Rs. | Rs. | Rs. |
| I.—DIRECT RECEIPTS. | | | | I.—EXTENSIONS AND IMPROVEMENTS. | | | |
| 1. Water-rates from Irrigation | 1,59,541 | 10,430 | 1,69,971 | 1. Head Works ... | 4,216 | ... | 4,216 |
| 3. Sales of water ... | 16 | ... | 16 | 2. Main Canals and Branches ... | 9,324 | ... | 9,324 |
| 5. Plantations | 12,382 | 650 | 13,337 | Total ... | 13,540 | ... | 13,540 |
| 6. Other canal produce ... | | | | 305 | | | |
| 9. Rents of buildings ... | 197 | 5 | 202 | II.—MAINTENANCE AND REPAIRS. | | | |
| 10. Fines ... | 315 | ... | 315 | 1. Head Works ... | 20,374 | 1,291 | 21,665 |
| 11. Miscellaneous Receipts ... | 29,812 | 1,460 | 31,272 | 2. Main Canals and Branches ... | 80,737 | 898 | 81,635 |
| 12. Deduct-Refunds ... | ... | 17 | 17 | 3. Distributaries ... | 5,456 | 312 | 5,768 |
| Total ... | 2,02,263 | 12,833 | 2,15,096 | Total ... | 1,06,567 | 2,501 | 1,09,068 |
| | | | | III.—COMPENSATION ... | 9 | .. | 9 |
| II.—INDIRECT RECEIPTS. | | | | IV.—ESTABLISHMENT. | | | |
| Irrigation share of Land Revenue collected in the Civil Department ... | 50,219 | 5,215 | 55,434 | 1. & 2. Direction and Accounts ... | 85,554 | 1,166 | 86,720 |
| Revenue on lands irrigated by percolation as per Government Resolution No. 1757, dated 16th October 1891. | | | | 3. Executive ... | | | |
| Increased Land Revenue as per Government Resolution No. 203, dated 30th March 1878... | 6,718 | 146 | 6,864 | Total ... | 85,554 | 1,166 | 86,720 |
| Total ... | 56,937 | 5,361 | 62,298 | V.—TOOLS AND PLANT ... | 2,205 | 87 | 2,292 |
| | | | | VI.—REFUNDS OF REVENUE. | 1,265 | ... | 1,265 |
| Total, Receipts ... | 2,59,200 | 18,194 | 2,77,394 | Total ... | 2,09,140 | 3,754 | 2,12,894 |
| | | | | Share of Collection Charges in the Civil Department... | 13,483 | 1,043 | 14,526 |
| | | | | Total, Direct Charges ... | 2,22,623 | 4,797 | 2,27,420 |
| | | | | Indirect Charges debitable to Revenue Account as per Account No. 5 ... | 12,433 | 188 | 12,626 |
| | | | | Total, Charges ... | 2,35,061 | 4,985 | 2,40,046 |
| Grand Total ... | 2,59,200 | 18,194 | 2,77,394 | Balance, Net Revenue ... | 24,139 | 13,209 | 37,348 |
| | | | | Grand Total ... | 2,59,200 | 18,194 | 2,77,394 |

N.B.—Last Capital Account detailed in the Administrative Accounts for 1891-92. Construction Estimate closed on 31st March 1892—Vide Government Resolution No. 1411, dated 12th September 1893. Completion Report approved in Government Resolution No. 1797, dated 19th November 1894.

IRRIGATION BRANCH.

BOMBAY PRESIDENCY.

PUBLIC WORKS DEPARTMENT.

ADMINISTRATIVE ACCOUNTS FOR THE YEAR 1922-1923.

BHA'TODI TANK.

TANK PROJECT.

No. 4.—Interest Account for, and to end of, 1922-1923.

| | Amount. | | Amount. |
|--|----------|---|----------|
| | Rs. | | Rs. |
| Total interest charges to end of 1921-1922. | 6,90,132 | Net Revenue realized to end of 1921-1922. | 24,139 |
| Interest charges for the year 1922-1923 ... | 11,727 | Net Revenue realized during 1922-1923 ... | 13,209 |
| On Rs. 3,52,685 outlay to end of the year 1916-1917 at the average rate 3.3252 per cent. | | | 37,348 |
| Subsequent outlay Nil. | | Balance, net interest charges... | 6,64,511 |
| Total ... | 7,01,859 | Total ... | 7,01,859 |

No. 5.—Account of Indirect Charges for, and to end of, 1922-1923.

| Particulars. | Previous. | 1922-1923. | Total. |
|--|-----------|------------|--------|
| | Rs. | Rs. | Rs. |
| REVENUE— | | | |
| 1. Capitalized abatement of Land Revenue | 102 | ... | 102 |
| 2. Leave and Pension Allowances | 12,300 | 163 | 12,463 |
| 3. Audit and Accounts | 36 | 25 | 61 |
| Total ... | 12,438 | 188 | 12,626 |

IRRIGATION BRANCH.

BOMBAY PRESIDENCY.

PUBLIC WORKS DEPARTMENT.

ADMINISTRATIVE ACCOUNTS FOR THE YEAR 1922-1923.

EKBRUK TANK.

TANK PROJECT.

No. 3.—Revenue Account for, and to end of, 1922-1923.

| Receipts. | Total. | | | Charges. | Total. | | |
|--|-----------|------------|-----------|--|-----------|------------|-----------|
| | Previous. | 1922-1923. | Total. | | Previous. | 1922-1923. | Total. |
| | Rs. | Rs. | Rs. | | Rs. | Rs. | Rs. |
| I.—DIRECT RECEIPTS. | | | | I.—EXTENSIONS AND IMPROVEMENTS. | | | |
| 1. Water-rates from Irrigation ... | 7,69,790 | 49,767 | 8,19,557 | 1. Head Works ... | 7,455 | 1,064 | 8,519 |
| 3. Sales of water ... | 7,18,704 | 1,10,782 | 8,29,486 | 2. Main Canals and Branches ... | 50,097 | ... | 50,097 |
| 4. Water-supply of towns... | 2,66,390 | ... | 2,66,390 | 3. Distributaries ... | 1,075 | ... | 1,075 |
| 5. Plantations ... | ... | 207 | ... | Total ... | 58,627 | 1,064 | 59,691 |
| 6. Other Canal produce ... | 2,02,212 | 7,336 | 2,09,755 | II.—MAINTENANCE AND REPAIRS. | | | |
| 9. Rents of Buildings ... | 367 | 9 | 376 | 1. Head Works ... | 99,976 | 1,550 | 1,01,526 |
| 10. Fines ... | ... | 52 | 52 | 2. Main Canals and Branches ... | 2,77,971 | 4,458 | 2,82,429 |
| 11. Miscellaneous Receipts ... | 31,047 | 1,005 | 32,052 | 3. Distributaries ... | 7,607 | 135 | 7,742 |
| 12. Deduct-Refunds ... | ... | 116 | 116 | Total ... | 3,85,554 | 6,143 | 3,91,697 |
| Total ... | 19,88,510 | 1,69,042 | 21,57,552 | III.—COMPENSATION ... | 69 | ... | 69 |
| II.—INDIRECT RECEIPTS. | | | | IV.—ESTABLISHMENT. | | | |
| Irrigation share of Land Revenue collected in the Civil Department ... | ... | ... | ... | 1 & 2. Direction and Accounts ... | 2,70,992 | 3,305 | 2,74,297 |
| | | | | 3. Executive ... | ... | ... | ... |
| | | | | Total ... | 2,70,992 | 3,305 | 2,74,297 |
| | | | | V.—TOOLS AND PLANT ... | 8,618 | 250 | 8,868 |
| | | | | VI.—REFUNDS OF REVENUE. | 1,157 | ... | 1,157 |
| | | | | Suspense Account ... | -71 | ... | -71 |
| | | | | Total ... | 7,24,946 | 10,762 | 7,35,708 |
| | | | | Share of Collection Charges in the Civil Department... | 58,996 | 7,952 | 66,948 |
| | | | | Total Direct Charges ... | 7,83,942 | 18,714 | 8,02,656 |
| | | | | Indirect Charges debitable to Revenue Account as per Account No. 5 ... | 42,012 | 535 | 42,547 |
| | | | | Total Charges ... | 8,25,954 | 19,249 | 8,45,203 |
| | | | | Balance Net Revenue ... | 11,62,556 | 1,49,793 | 13,12,349 |
| Grand Total ... | 19,88,510 | 1,69,042 | 21,57,552 | Grand Total ... | 19,88,510 | 1,69,042 | 21,57,552 |

N.B.—Last Capital Account detailed in the Administrative Accounts for 1895-1896.

Construction Estimate closed on 31st March 1891—vide Government Resolution No. 1253, dated 8th July 1891.

IRRIGATION BRANCH.

BOMBAY PRESIDENCY.

PUBLIC WORKS DEPARTMENT.

ADMINISTRATIVE ACCOUNTS FOR THE YEAR 1922-1923.

EKBUK TANK.

TANK PROJECT.

No. 4.—Interest Account for, and to end of, 1922-1923.

| | Amount. | | Amount. |
|---|-----------|---|-----------|
| | Rs. | | Rs. |
| Total Interest charges to end of 1921-1922 | 24,34,549 | Net revenue realized to end of 1921-1922 | 11,62,556 |
| Interest charges for the year 1922-1923. On Rs. 12,23,117 outlay to end of the year 1916-17 at the average rate 3.3252 per cent. Subsequent outlay nil. | 40,837 | Do. during 1922-1923. | 1,49,793 |
| | | Balance net Interest charges ... | 13,12,349 |
| Total ... | 24,75,386 | Total ... | 11,63,037 |
| | | Total ... | 24,75,386 |

No. 5.—Account of Indirect Charges for, and to end of, 1922-1923.

| Particulars. | Previous. | 1922-1923. | Total. |
|-------------------------------------|-----------|------------|--------|
| | Rs. | Rs. | Rs. |
| REVENUE— | | | |
| 2. Leave and Pension Allowances... | 41,915 | 463 | 42,378 |
| 3. Audit and Accounts Establishment | 97 | 72 | 169 |
| Total ... | 42,012 | 535 | 42,547 |

IRRIGATION BRANCH.

BOMBAY PRESIDENCY.

PUBLIC WORKS DEPARTMENT.

ADMINISTRATIVE ACCOUNTS FOR THE YEAR 1922-1923.

KOREGAON TANK.

TANK PROJECT.

No. 3.—Revenue Account for, and to end of, 1922-1923.

| Receipts. | Total. | | | Charges. | Total. | | |
|---|-----------|------------|--------|--|-----------|------------|---------|
| | Previous. | 1922-1923. | Total. | | Previous. | 1922-1923. | Total. |
| | Rs. | Rs. | Rs. | | Rs. | Rs. | Rs. |
| I.—DIRECT RECEIPTS. | | | | I.—EXTENSIONS AND IMPROVEMENTS. | | | |
| 1. Water-rates from Irrigation ... | 39,958 | 1,094 | 41,052 | 1. Head Works ... | 11,478 | 20 | 11,498 |
| 5. Plantations ... | 2,699 | ... 133 | 2,832 | 2. Main Canals and Branches ... | 345 | ... | 345 |
| 6. Other canal produce ... | | | | 7 | ... | 7 | |
| 9. Rents of buildings ... | 1 | ... | 1 | Total ... | 11,830 | 20 | 11,850 |
| 11. Miscellaneous Receipts ... | 480 | ... | 480 | II.—MAINTENANCE AND REPAIRS. | | | |
| Total ... | 43,138 | 1,227 | 44,365 | 1. Head Works ... | 9,736 | 559 | 10,295 |
| | | | | 2. Main Canals and Branches ... | 981 | ... | 981 |
| | | | | 3. Distributaries ... | 9,358 | 357 | 9,715 |
| | | | | Total ... | 20,075 | 916 | 20,991 |
| II.—INDIRECT RECEIPTS. | | | | IV.—ESTABLISHMENT. | | | |
| Irrigation share of Land Revenue collected in the Civil Department. | 3,089 | ... | 3,089 | 1 & 2. Direction and Accounts ... | 19,581 | 430 | 20,011 |
| | | | | 3. Executive ... | | | |
| Total ... | 3,089 | ... | 3,089 | Total ... | 19,581 | 430 | 20,011 |
| Total Receipts ... | 46,227 | 1,227 | 47,454 | V.—TOOLS AND PLANT ... | 821 | 32 | 853 |
| | | | | VI.—REFUNDS OF REVENUE ... | 18 | ... | 18 |
| | | | | Total ... | 52,325 | 1,398 | 53,723 |
| | | | | Share of Collection Charges in the Civil Department ... | 2,348 | 55 | 2,403 |
| | | | | Total Direct Charges... | 54,673 | 1,453 | 56,126 |
| | | | | Indirect Charges debitable to Revenue Account as per Account No. 5 ... | 2,751 | 69 | 2,820 |
| | | | | Total Charges ... | 57,424 | 1,522 | 58,946 |
| | | | | Balance Net Revenue ... | -11,197 | -295 | -11,492 |
| Grand Total ... | 46,227 | 1,227 | 47,454 | Grand Total ... | 46,227 | 1,227 | 47,454 |

N.B.—Last Capital Account detailed in the Administrative Accounts for 1890-1891. Construction Estimate closed on 31st March 1892—vide Government Resolution No. 1411, dated 12th September 1893. Completion Report approved in Government Resolution No. 654, dated 11th April 1894.

IRRIGATION BRANCH.

BOMBAY PRESIDENCY.

PUBLIC WORKS DEPARTMENT.

ADMINISTRATIVE ACCOUNTS FOR THE YEAR 1922-1923.

KOREGAON TANK.

TANK PROJECT.

No. 4.—Interest Account for, and to end of, 1922-1923.

| | amount. | | Amount. |
|--|---------|---|---------|
| | Rs. | | Rs. |
| Total interest charges to end of 1921-1922. | 68,346 | Net revenue realized to end of 1921-1922. | -11,197 |
| Interest charges for the year 1922-1923, ... | 1,261 | Do. during 1922-1923 ... | -295 |
| On Rs. 37,923 outlay to end of the year 1916-17 at the average rate 3.3252 per cent. | | | -11,492 |
| Subsequent outlay nil. | | Balance net interest charges ... | 81,099 |
| Total ... | 69,607 | Total ... | 69,607 |

No. 5.—Account of Indirect Charges for, and to end of, 1922-1923.

| Particulars. | Previous. | 1922-1923. | Total. |
|--|-----------|------------|--------|
| | Rs. | Rs. | Rs. |
| REVENUE— | | | |
| 2. Leave and Pension Allowances | 2,743 | 60 | 2,803 |
| 3. Audit and Accounts Establishment | 8 | 9 | 17 |
| Total ... | 2,751 | 69 | 2,820 |

IRRIGATION BRANCH.

BOMBAY PRESIDENCY.

PUBLIC WORKS DEPARTMENT.

ADMINISTRATIVE ACCOUNTS FOR THE YEAR 1922-1923.

ASHTI TANK.

TANK PROJECT.

No. 2.—Capital Account for, and to end of, 1922-1923.

| Heads of Account. 1 | DIRECT CHARGES. | | | Cost of Construction as now estimated (Construction estimate closed on 31st March 1893.) | Expenditure against closed estimates. |
|--|-----------------|----------|----------|--|---------------------------------------|
| | Previous. | 1922-23. | Total. | | |
| I.—WORKS. | Rs. | Rs. | Rs. | Rs. | Rs. |
| (1) <i>Head Works.</i> | | | | | |
| A. Preliminary Expenses | 601 | ... | 601 | 601 | 601 |
| B. Land | 58,207 | ... | 58,207 | 58,207 | 58,207 |
| C. Works | ... | 2,189 | 2,189 | 4,401 | ... |
| K. Buildings | 3,174 | ... | 3,174 | 3,174 | 3,174 |
| L. Earth-work | 3,94,782 | ... | 3,94,782 | 3,94,782 | 3,94,782 |
| M. Plantations | 4,828 | ... | 4,828 | 4,828 | 4,828 |
| O. Miscellaneous | 784 | ... | 784 | 784 | 784 |
| Total, Head Works | 4,62,376 | 2,189 | 4,64,565 | 4,66,777 | 4,62,376 |
| (2) <i>Main Canals and Branches.</i> | | | | | |
| A. Preliminary Expenses | 3,400 | ... | 3,400 | 3,400 | 3,400 |
| B. Land | 1,686 | ... | 1,686 | 1,686 | 1,686 |
| C(a) Regulators | 16,433 | ... | 16,433 | 16,433 | 16,433 |
| C(c) River and Hill Torrent Works | 66,667 | ... | 66,667 | 66,667 | 66,667 |
| C(e) Bridges | 2,652 | ... | 2,652 | 2,652 | 2,652 |
| L. Earth-work | 37,186 | ... | 37,186 | 37,186 | 37,186 |
| M. Plantations | 3,215 | ... | 3,215 | 3,215 | 3,215 |
| O. Miscellaneous | 3,063 | ... | 3,063 | 3,063 | 3,063 |
| Total, Main Canals and Branches | 1,34,302 | ... | 1,34,302 | 1,34,302 | 1,34,302 |
| (3) <i>Distributaries.</i> | | | | | |
| B. Land | 361 | ... | 361 | 361 | 361 |
| C. Masonry Works | 4,025 | ... | 4,025 | 4,025 | 4,025 |
| L. Earth-work | 4,910 | ... | 4,910 | 4,910 | 4,910 |
| M. Plantations | 43 | ... | 43 | 43 | 43 |
| O. Miscellaneous | 3,219 | ... | 3,219 | 3,219 | 3,219 |
| Total Distributaries | 12,558 | ... | 12,558 | 12,558 | 12,558 |
| Total I.—Works | 6,09,236 | 2,189 | 6,11,425 | 6,13,637 | 6,09,236 |
| II.—ESTABLISHMENT. | | | | | |
| 1 and 2. Direction and Account | 28,168 | } 427 | 1,45,511 | 1,46,030 | { 28,168 |
| 3. Executive | 1,16,916 | | | | |
| Total II.—Establishment | 1,45,084 | 427 | 1,45,511 | 1,46,030 | 1,45,084 |
| III.—TOOLS AND PLANT | 8,122 | 76 | 8,198 | 8,188 | 8,122 |
| Grand Total | 7,62,442 | 2,692 | 7,65,134 | 7,67,855 | 7,62,442 |
| V.—Less—Receipts on Capital Account | 5,392 | ... | 5,392 | 5,392 | 5,392 |
| Net Outlay | 7,57,050 | 2,692 | 7,59,742 | 7,62,463 | 7,57,050 |
| <i>Apportionment.</i> | | | | | |
| Chargeable to 43—Minor Works and Navigation | 7,57,050 | ... | 7,57,050 | 7,57,050 | } 7,57,050 |
| Chargeable to 55—Construction of Irrigation Works | ... | 2,692 | 2,692 | 5,413 | |
| Total | 7,57,050 | 2,692 | 7,59,742 | 7,62,463 | 7,57,050 |

IRRIGATION BRANCH.

BOMBAY PRESIDENCY.

PUBLIC WORKS DEPARTMENT.

ADMINISTRATIVE ACCOUNTS FOR THE YEAR 1922-1923.

ASHTI TANK.

TANK PROJECT.

No. 3.—Revenue Account for, and to end of, 1922-1923.

| Receipts. | Total. | | | Charges. | Total. | | |
|---|-----------|------------------|----------|--|-----------|--------------------|----------|
| | Previous. | 1922-1923. | Total. | | Previous. | 1922-1923. | Total. |
| | Rs. | Rs. | Rs. | | Rs. | Rs. | Rs. |
| I.—DIRECT RECEIPTS. | | | | I.—EXTENSIONS AND IMPROVEMENTS. | | | |
| 1. Water-rates from Irrigation ... | 3,59,108 | 15,851 (a)264 | 3,75,223 | 1. Head Works ... | 40,034 | ... | 40,034 |
| 3. Sales of water ... | 319 | 23 | 342 | 2. Main Canals and Branches ... | 5,229 | ... | 5,229 |
| 5. Plantations ... | | 1,616 | | 3. Distributaries ... | 2,234 | ... | 2,234 |
| 6. Other canal produce ... | 61,674 | 947 | 64,237 | Total ... | 47,497 | ... | 47,497 |
| 9. Rents of Buildings. | 707 | ... | 707 | II.—MAINTENANCE AND REPAIRS. | | | |
| 10. Fines ... | 25 | ... | 25 | 1. Head Works ... | 46,863 | 897 | 47,760 |
| 11. Miscellaneous Receipts ... | 19,920 | 10,257 | 30,177 | 2. Main Canals and Branches ... | 68,667 | 3,772 | 72,439 |
| 12. Deduct—Refunds ... | ... | 4 | 4 | 3. Distributaries ... | 7,175 | 470 | 7,645 |
| Total ... | 4,41,753 | 28,954 | 4,70,707 | Total ... | 1,22,705 | 5,139 | 1,27,844 |
| | | | | III.—COMPENSATION,... | 15 | ... | 15 |
| II.—INDIRECT RECEIPTS | | | | IV.—ESTABLISHMENT. | | | |
| Irrigation share of Land Revenue collected in the Civil Department. | ... | ... | ... | 1 & 2. Direction and Accounts ... | 90,416 | 2,363 | 92,779 |
| | | | | 3. Executive ... | | | |
| | | | | Total ... | 90,416 | 2,363 | 92,779 |
| | | | | V.—TOOLS AND PLANT. | 3,565 | 178 | 3,743 |
| | | | | VI.—REFUNDS OF REVENUE ... | 1,029 | ... | 1,029 |
| | | | | Total ... | 2,65,227 | 7,680 | 2,72,907 |
| Total Receipts ... | 4,41,753 | 28,954 | 4,70,707 | Share of Collection Charges in the Civil Department ... | 19,213 | { 793 (a) 284 } | 20,270 |
| | | | | Total Direct Charges... | 2,84,440 | 8,737 | 2,93,177 |
| | | | | Indirect Charges debitable to Revenue Account as per Account No. 5 ... | 12,893 | 382 | 13,275 |
| | | | | Total, Charges ... | 2,97,333 | 9,119 | 3,06,452 |
| | | | | Balance Net Revenue ... | 1,44,420 | 19,835 | 1,64,255 |
| Grand Total ... | 4,41,753 | 28,954 | 4,70,707 | Grand Total ... | 4,41,753 | 28,954 | 4,70,707 |

N.B.—Last Capital Account detailed in the Administrative Accounts for 1901-02. Construction Estimate closed on 31st March 1893—vide Government Resolution No. 1411, dated 12th September 1893. Completion Report approved in Government Resolution No. 490, dated 15th March 1894.

(a) Amount adjusted by credits to water-rates and debits *per contra* on account of collection charges for the revenue realized by the Miraj State.

IRRIGATION BRANCH.

BOMBAY PRESIDENCY.

PUBLIC WORKS DEPARTMENT.

ADMINISTRATIVE ACCOUNTS FOR THE YEAR 1922-1923.

ASHTI TANK.

TANK PROJECT.

No. 4.—Interest Account for, and to end of, 1922-23.

| | Amount. | | Amount. |
|--|-----------|---|-----------|
| | Rs. | | Rs. |
| Total interest charges to end of 1921-1922 | 11,95,005 | Net Revenue realized to end of 1921-1922 | 1,44,420 |
| Interest charges for the year 1922-1923 | 25,248 | Net Revenue realized during 1922-1923. | 19,835 |
| On Rs. 7,57,050 outlay to end of the year 1916-17 at the average rate 3·3252 per cent. | 25,174 | | |
| On subsequent outlay Rs. 1,347 (half of Rs. 2,695 for the year 1922-23) at 5·48 per cent. | 74 | Balance net interest charges | 1,64,255 |
| | | | 10,55,998 |
| Total | 12,20,253 | Total | 12,20,253 |

No. 5.—Account of Indirect Charges for, and to end of, 1922-1923.

| Particulars. | Previous. | 1922-1923. | Total. |
|---|-----------|------------|--------|
| | Rs. | Rs. | Rs. |
| CAPITAL— | | | |
| 1. Capitalized Abatement of Land Revenue | 52,311 | | 52,311 |
| 2. Leave and Pension Allowances | 26,730 | 60 | 26,790 |
| 3. Audit and Accounts Establishment | | 22 | 22 |
| Total | 79,041 | 82 | 79,123 |
| REVENUE— | | | |
| 1. Capitalized Abatement of Land Revenue | 107 | | 107 |
| 2. Leave and Pension Allowances | 12,720 | 331 | 13,051 |
| 3. Audit and Accounts Establishment | 66 | 51 | 117 |
| Total | 12,893 | 382 | 13,275 |

IRRIGATION BRANCH.

BOMBAY PRESIDENCY.

PUBLIC WORKS DEPARTMENT.

ADMINISTRATIVE ACCOUNTS FOR THE YEAR 1922-1923.

IRRIGATION WORKS.

ASHTI TANK.

TANK PROJECT.

No. 6.—Statement comparing Charges to date with sanctioned Estimates.

| Particulars. | CHARGES AGAINST CLOSED SANCTIONS. | | | CURRENT SANCTIONS. | | | Total charges to date against old and current sanctions. | REMARKS. |
|---|--|--|----------|--------------------|--------------------------------|------------------------------|--|----------|
| | Expenditure against construction Estimate. | Expenditure against open Capital sanctions | Total. | Charges to date. | Amount of sanctioned Estimate. | Unspent balance of Estimate. | | |
| DIRECT CHARGES. | Rs. | Rs. | Rs. | Rs. | Rs. | Rs. | Rs. | |
| Works ... | 6,05,284 | 3,952 | 6,09,236 | 2,189 | 4,401 | 2,212 | 6,11,425 | |
| Establishment ... | 1,44,175 | 909 | 1,45,084 | 427 | 946 | 519 | 1,45,511 | |
| Tools and Plant ... | 8,122 | ... | 8,122 | 76 | 66 | —10 | 8,198 | |
| Total ... | 7,57,581 | 4,861 | 7,62,442 | 2,692 | 5,413 | 2,721 | 7,65,134 | |
| Less—Receipts on Capital Account ... | 5,392 | ... | 5,392 | ... | ... | ... | 5,392 | |
| Net Total ... | 7,52,189 | 4,861 | 7,57,050 | 2,692 | 5,413 | 2,721 | 7,59,742 | |
| INDIRECT CHARGES. | | | | | | | | |
| Capitalized abatement of Land Revenue ... | 52,311 | ... | 52,311 | ... | ... | ... | 52,311 | |
| Leave and Pension Allowances ... | 26,603 | 127 | 26,730 | 60 | 132 | 72 | 26,790 | |
| Audit and Accounts Establishment ... | ... | ... | ... | 22 | 44 | 22 | 22 | |
| Total ... | 78,914 | 127 | 79,041 | 82 | 176 | 94 | 79,123 | |
| Grand Total ... | 8,31,103 | 4,988 | 8,36,091 | 2,774 | 5,589 | 2,815 | 8,38,865 | |

Government Resolution, Public Works Department, No. 3929, dated 1st February 1923.

IRRIGATION BRANCH

BOMBAY PRESIDENCY.

PUBLIC WORKS DEPARTMENT.

ADMINISTRATIVE ACCOUNTS FOR THE YEAR 1922-1923.

PA'THRI TANK.

TANK PROJECT.

No. 3.—Revenue Account for, and to end of, 1922-1923.

| Receipts. | TOTAL. | | | Charges. | TOTAL. | | |
|---|-----------|------------|--------|--|-------------------|------------|--------|
| | Previous. | 1922-1923. | Total. | | Previous. | 1922-1923. | Total. |
| I.—DIRECT RECEIPTS. | Rs. | Rs. | Rs. | I.—EXTENSIONS AND IMPROVEMENTS. | Rs. | Rs. | Rs. |
| 1. Water-rates from Irrigation ... | 73,054 | 4,080 | 77,134 | 1. Head Works ... | 4,411 | 588 | 4,999 |
| 3. Sales of water ... | 9,724 | 5,460 | 15,184 | 2. Main Canals and Branches ... | 463 | ... | 463 |
| 5. Plantations ... | 2,684 | 36 | 3,046 | Total ... | 4,874 | 588 | 5,462 |
| 6. Other canal produce ... | | 326 | | II.—MAINTENANCE AND REPAIRS. | 1. Head Works ... | 7,993 | 1,174 |
| 9. Rents of Buildings . | 1 | ... | 1 | 2. Main Canals and Branches ... | 7,856 | 2,280 | 10,136 |
| 11. Miscellaneous Receipts ... | 988 | 310 | 1,298 | 3. Distributaries ... | 1,713 | 97 | 1,810 |
| Total ... | 86,451 | 10,212 | 96,663 | Total ... | 17,562 | 3,551 | 21,113 |
| | | | | IV.—ESTABLISHMENT. | | | |
| | | | | 1 & 2. Direction and Accounts ... | 10,261 | 1,902 | 12,163 |
| | | | | 3. Executive ... | | | |
| | | | | Total ... | 10,261 | 1,902 | 12,163 |
| | | | | V.—TOOLS AND PLANT ... | 1,234 | 144 | 1,378 |
| | | | | VI.—REFUNDS OF REVENUE ... | 4 | ... | 4 |
| II.—INDIRECT RECEIPTS. | | | | Suspense Account .. | -46 | ... | -46 |
| Irrigation share of Land Revenue collected in the Civil Department. | ... | ... | ... | Total ... | 33,889 | 6,185 | 40,074 |
| | | | | Share of Collection Charges in the Civil Department ... | 4,115 | 477 | 4,592 |
| | | | | Total, Direct Charges... | 38,004 | 6,662 | 44,666 |
| | | | | Indirect Charges debitable to Revenue Account as per Account No. 5 ... | 1,487 | 307 | 1,794 |
| Total Receipts ... | 86,451 | 10,212 | 96,663 | Total, Charges ... | 39,491 | 6,969 | 46,460 |
| | | | | Balance Net Revenue ... | 46,960 | 3,243 | 50,203 |
| Grand Total ... | 86,451 | 10,212 | 96,663 | Grand Total ... | 86,451 | 10,212 | 96,663 |

N.B.—Last Capital Account detailed in the Administrative Accounts for 1915-16.

Construction Estimate closed on 31st March 1902—vide Government Resolution No. 1854, dated 6th July 1902.

Completion Report approved in Government Resolution No. 2452, dated 22nd November 1910.

IRRIGATION BRANCH.

BOMBAY PRESIDENCY.

PUBLIC WORKS DEPARTMENT.

ADMINISTRATIVE ACCOUNTS FOR THE YEAR 1922-1923.

PA'THRI TANK.

TANK PROJECT.

No. 4.—Interest Account for, and to end of, 1922-1923.

| | Amount. | | Amount. |
|--|----------|---|----------|
| | Rs. | | Rs. |
| Total Interest charges to end of 1921-1922 | 4,09,009 | Net Revenue realized to end of 1921-1922 | 46,960 |
| Interest charges for the year 1922-1923. | 20,876 | Net Revenue realized during 1922-1923 . | 3,243 |
| On Rs. 6,27,825 outlay to end of the year 1916-17 at the average rate 3.3252 per cent. | | | 50,203 |
| Subsequent outlay nil. | | Balance net interest charges ... | 8,79,682 |
| Total ... | 4,29,885 | Total ... | 4,29,885 |

No. 5.—Account of Indirect Charges for, and to end of, 1922-1923.

| Particulars. | Previous. | 1922-1923. | Total. |
|--|-----------|------------|--------|
| | Rs. | Rs. | Rs. |
| REVENUE— | | | |
| 2. Leave and Pension Allowances | 1,437 | 266 | 1,703 |
| 3. Audit and Accounts Establishment | 50 | 41 | 91 |
| Total ... | 1,487 | 307 | 1,794 |

IRRIGATION BRANCH.

BOMBAY PRESIDENCY.

PUBLIC WORKS DEPARTMENT.
ADMINISTRATIVE ACCOUNTS FOR THE YEAR 1922-1923.

KRISHNA' CANAL.

CANAL PROJECT.

No. 2.—Capital Account for, and to end of, 1922-1923.

| Heads of Account. | DIRECT CHARGES. | | | Cost of construction as now estimated (Construction estimate closed on 31st March 1892). | Expenditure against closed estimates. |
|---|-----------------|------------|----------|--|---------------------------------------|
| | Previous. | 1922-1923. | Total. | | |
| I.—WORKS. | Rs. | Rs. | Rs. | Rs. | Rs. |
| (1)—Head Works. | | | | | |
| A. Preliminary Expenses ... | 633 | ... | 633 | 633 | 633 |
| C. Works ... | 2,04,990 | ... | 2,04,990 | 2,07,072 | 1,45,889 |
| K. Buildings ... | 1,430 | ... | 1,430 | 1,430 | 1,430 |
| Total, Head Works ... | 2,07,053 | ... | 2,07,053 | 2,09,135 | 1,47,952 |
| (2)—Main Canals and Branches. | | | | | |
| A. Preliminary Expenses ... | 1,649 | ... | 1,649 | 1,649 | 1,649 |
| B. Land ... | 16,740 | ... | 16,740 | 16,740 | 16,740 |
| F. River and Hill Torrent Works ... | 1,95,671 | ... | 1,95,671 | 1,95,671 | 1,95,671 |
| G. Bridges ... | 32,208 | ... | 32,208 | 32,208 | 32,208 |
| K. Buildings ... | 12,100 | ... | 12,100 | 12,100 | 12,100 |
| L. Earth-work ... | 2,32,717 | ... | 2,32,717 | 2,32,717 | 2,32,717 |
| M. Plantations ... | 882 | ... | 882 | 882 | 882 |
| O. Miscellaneous ... | 513 | ... | 513 | 513 | 513 |
| P. Maintenance ... | 3,423 | ... | 3,423 | 3,423 | 3,423 |
| Total, Main Canals and Branches ... | 4,95,903 | ... | 4,95,903 | 4,95,903 | 4,95,903 |
| (3)—Distributaries. | | | | | |
| B. Land ... | 562 | ... | 562 | 562 | 562 |
| C. Works ... | 16,279 | ... | 16,279 | 16,279 | 16,279 |
| L. Earth-work ... | 12,442 | ... | 12,442 | 12,442 | 12,442 |
| M. Plantations ... | 2,897 | ... | 2,897 | 2,897 | 2,897 |
| Total, Distributaries ... | 32,180 | ... | 32,180 | 32,180 | 32,180 |
| Total, I.—Works ... | 7,35,136 | ... | 7,35,136 | 7,37,218 | 6,76,035 |
| II.—ESTABLISHMENT. | | | | | |
| 1 & 2. Direction and Accounts ... | 36,686 | ... | 36,686 | 1,55,459 | 83,980 |
| 3. Executive ... | 1,18,587 | ... | 1,18,587 | | |
| Total, Establishment ... | 1,55,273 | ... | 1,55,273 | 1,55,459 | 1,42,520 |
| III.—TOOLS AND PLANT ... | 2,568 | ... | 2,568 | 2,585 | 1,682 |
| Grand Total ... | 8,92,977 | ... | 8,92,977 | 8,95,262 | 8,20,237 |
| V.—Less—Receipts on Capital Account. | | ... | | | |
| Net Outlay ... | 8,92,977 | ... | 8,92,977 | 8,95,262 | 8,20,237 |
| <i>Apportionment.</i> | | | | | |
| Chargeable to 49—Irrigation ... | 8,18,545 | ... | 8,18,545 | 8,18,545 | 8,18,545 |
| Chargeable to 43—Minor Works and Navigation ... | 74,432 | ... | 74,432 | 76,717 | 1,692 |
| Total ... | 8,92,977 | ... | 8,92,977 | 8,95,262 | 8,20,237 |

IRRIGATION BRANCH.

BOMBAY PRESIDENCY.

PUBLIC WORKS DEPARTMENT.

ADMINISTRATIVE ACCOUNTS FOR THE YEAR 1922-1923.

KRISHNA' CANAL.

CANAL PROJECT.

No. 3.—Revenue Account for, and to end of, 1922-1923.

| Receipts. | Total. | | | Charges. | Total. | | |
|--|------------------|-------------------------|------------------|--|-----------------|----------------|-----------------|
| | Previous. | 1922-1923. | Total. | | Previous. | 1922-1923. | Total. |
| | Rs. | Rs. | Rs. | | Rs. | Rs. | Rs. |
| I.—DIRECT RECEIPTS. | | | | I.—EXTENSIONS AND IMPROVEMENTS. | | | |
| 1. Water-rates from Irrigation ... | 18,76,189 | { 65,714 (a) 2,249 } | 19,44,152 | 1. Head Works ... | 3,362 | 391 | 3,753 |
| 3. Sales of water ... | 66 | 4 | 70 | 2. Main Canals and Branches ... | 9,169 | 3,776 | 12,945 |
| 4. Water-supply of towns ... | 6,232 | ... | 6,232 | 3. Distributaries .. | 565 | ... | 565 |
| 5. Plantations ... | ... | ... | ... | | | | |
| 6. Other Canal produce ... | 87,371 | 920 | 88,291 | | | | |
| 9. Rents of Buildings ... | 2,773 | ... | 2,773 | Total .. | 13,096 | 4,167 | 17,263 |
| 11. Miscellaneous Receipts ... | 425 | ... | 425 | | | | |
| 12. Deduct Refunds. | 263 | 2,883 | 3,146 | II.—MAINTENANCE AND REPAIRS. | | | |
| | | | | 1. Head Works ... | 15,567 | 1,244 | 16,811 |
| Total ... | 19,72,793 | 66,004 | 20,38,797 | 2. Main Canals and Branches ... | 3,52,418 | 5,782 | 3,58,200 |
| | | | | 3. Distributaries ... | 24,680 | ... | 24,680 |
| | | | | 4. Drainage and Protective Works .. | 395 | ... | 395 |
| II.—INDIRECT RECEIPTS. | | | | | | | |
| Irrigation share of Land Revenue collected in the Civil Department ... | ... | ... | ... | Total .. | 3,93,060 | 7,026 | 4,00,086 |
| | | | | | | | |
| Total, Receipts ... | 19,72,793 | 66,004 | 20,38,797 | III.—COMPENSATION ... | 21,435 | (a) 404 | 21,839 |
| | | | | | | | |
| | | | | IV.—ESTABLISHMENT. | | | |
| | | | | 1 & 2. Direction and Accounts ... | 2,50,321 | 4,986 | 2,55,307 |
| | | | | 3. Executive ... | ... | ... | ... |
| | | | | Total ... | 2,50,321 | 4,986 | 2,55,307 |
| | | | | | | | |
| | | | | V.—TOOLS AND PLANT ... | 6,558 | 388 | 6,946 |
| | | | | | | | |
| Carried over ... | 19,72,793 | 66,004 | 20,38,797 | Carried over ... | 6,84,470 | 16,971 | 7,01,441 |

IRRIGATION BRANCH.

BOMBAY PRESIDENCY.

PUBLIC WORKS DEPARTMENT.
ADMINISTRATIVE ACCOUNTS FOR THE YEAR 1922-1923.

KRISHNA' CANAL.

CANAL PROJECT.

No. 3.—Revenue Account for, and to end of, 1922-1923—continued.

| Receipts. | Total. | | | Charges. | Total. | | |
|---|-----------|------------|-----------|--|-----------|----------------------------|-----------|
| | Previous. | 1922-1923. | Total. | | Previous. | 1922-1923. | Total. |
| | Rs. | Rs. | Rs. | | Rs. | Rs. | Rs. |
| Brought forward ... | 19,72,793 | 66,004 | 20,38,797 | Brought forward .. | 6,84,470 | 16,971 | 7,01,441 |
| (a) Amount adjusted by credit to water-rates and debit <i>per contra</i> on account of the following charges recovered by the Native States from water-rate collection :— | | | | VI.—REFUNDS OF REVENUE. | 1,632 | ... | 1,632 |
| Loss of assessment on account of land taken up for the Canals, debited to III—Compensation— | | | | Total ... | 6,86,102 | 16,971 | 7,03,073 |
| Rs. | | | | Share of Collection Charges in the Civil Department . | 1,17,371 | { 2,603 } { (a) 1,845 } | 1,21,819 |
| Sangli State ... | 252 | | | Total Direct charges ... | 8,03,473 | 21,419 | 8,24,892 |
| Pant Pratinidhi ... | 152 | | | Indirect charges debitable to Revenue Account as per Account No. 5 ... | 41,032 | 810 | 41,842 |
| | 404 | | | Total, Charges ... | 8,44,505 | 22,229 | 8,66,734 |
| Collection charges— | | | | Balance Net Revenue ... | 11,28,288 | 43,775 | 11,72,063 |
| Pant Pratinidhi— | Rs. | | | Grand Total ... | 19,72,793 | 66,004 | 20,38,797 |
| For recovery of water-rates . | 1,457 | | | | | | |
| Sangli State— | | | | | | | |
| For recovery of water-rates . | 388 | | | | | | |
| | 1,845 | | | | | | |
| Total ... | 2,249 | | | | | | |
| Grand Total ... | 19,72,793 | 66,004 | 20,38,797 | | | | |

N.B.—Construction Estimate closed on 31st March 1892, *vide* Government Resolution No. 777, dated 14th May 1892. Completion Report approved in Government Resolution No. 119, dated 22nd January 1894.

No. 4.—Interest Account for, and to end of, 1922-1923.

| | Amount. | | | Amount. | |
|--|-----------|--|--|-----------|--|
| | Rs. | | | Rs. | |
| Total interest charges to end of 1921-1922 ... | 17,10,443 | | Net revenue realized to end of 1921-1922 ... | 11,28,288 | |
| Interest charges for the year 1922-1923. | 29,694 | | Do. during 1922-1923. | 43,775 | |
| Rs. | | | Balance net interest charges ... | 11,72,063 | |
| On Rs. 8,92,260 outlay to end of the year 1916-17 at the average rate 3.3252 per cent. ... | 29,693 | | Total ... | 17,40,137 | |
| On subsequent outlay Rs. 17 at the average rate 5.43 per cent. ... | 1 | | | | |
| Total ... | 17,40,137 | | | | |

No. 5.—Account of Indirect Charges for, and to end of, 1922-1923.

| Particulars. | Previous. | 1922-1923. | Total. |
|--|-----------|------------|--------|
| | Rs. | Rs. | Rs. |
| CAPITAL— | | | |
| 1. Capitalized abatement of Land Revenue ... | 21,822 | | 21,822 |
| 2. Leave and Pension Allowances ... | 29,660 | | 29,660 |
| 3. Audit and Accounts Establishment ... | | | |
| Total ... | 51,482 | | 51,482 |

IRRIGATION BRANCH

BOMBAY PRESIDENCY.

PUBLIC WORKS DEPARTMENT.

ADMINISTRATIVE ACCOUNTS FOR THE YEAR 1922-1923.

KRISHNA CANAL.

CANAL PROJECT.

No. 5.—Account of Indirect Charges for, and to end of, 1922-1923—continued.

| Particulars. | Previous. | 1922-1923. | Total. |
|---|-----------|------------|--------|
| | Rs. | Rs. | Rs. |
| REVENUE— | | | |
| 1. Capitalized abatement of Land Revenue | 64 | | 64 |
| 2. Leave and Pension Allowances | 40,831 | 698 | 41,529 |
| 3. Audit and Accounts Establishment | 137 | 112 | 249 |
| Total | 41,032 | 810 | 41,842 |

No. 6.—Statement comparing Charges to date with sanctioned Estimates.

| Particulars. | CHARGES AGAINST CLOSED SANCTIONS. | | | CURRENT SANCTIONS. | | | Total charges to date against old and current Sanctions. | REMARKS. | |
|--|--|---|----------|--------------------|--------------------------------|------------------------------|--|---|--|
| | Expenditure against construction Estimate. | Expenditure against open Capital Sanctions. | Total. | Charges to date. | Amount of sanctioned Estimate. | Unspent balance of Estimate. | | | |
| DIRECT CHARGES. | Rs. | Rs. | Rs. | Rs. | Rs. | Rs. | Rs. | | |
| Works Establishment | 6,60,941 | 15,094 | 6,76,035 | 59,101 | 61,183 | 2,082 | 7,35,136 | } Estimate sanctioned in Government of India, Public Works Department, No. 833-I., dated 30th March 1916, communicated in Government Order (Public Works Department), No. W.I.-4725 dated 4th May 1916. | |
| Tools and Plant | 1,682 | ... | 1,682 | 886 | 903 | 17 | 2,568 | | |
| Suspense Accounts | ... | ... | ... | ... | ... | ... | ... | | |
| Total | 8,02,087 | 18,150 | 8,20,237 | 72,740 | 75,025 | 2,285 | 8,92,977 | | |
| Less—Receipts on Capital Account | ... | ... | ... | ... | ... | ... | ... | | |
| Net Total | 8,02,087 | 18,150 | 8,20,237 | 72,740 | 75,025 | 2,285 | 8,92,977 | | |
| INDIRECT CHARGES. | | | | | | | | | |
| Capitalized abatement of Land Revenue | 17,222 | 4,600 | 21,822 | ... | ... | ... | 21,822 | | |
| Leave and Pension Allowances | 27,446 | 428 | 27,874 | 1,786 | 1,811 | 25 | 29,660 | | |
| Total | 44,668 | 5,028 | 49,696 | 1,786 | 1,811 | 25 | 51,482 | | |
| Grand Total | 8,46,755 | 23,178 | 8,69,933 | 74,526 | 76,836 | 2,310 | 9,44,459 | | |

IRRIGATION BRANCH.

BOMBAY PRESIDENCY.

PUBLIC WORKS DEPARTMENT.

ADMINISTRATIVE ACCOUNTS FOR THE YEAR 1922-1923.

MHASWAD TANK.

TANK PROJECT.

No. 3.—Revenue Account for, and to end of, 1922-1923.

| Receipts. | Total. | | | Charges. | Total. | | |
|---|-----------|-------------------|-----------|--|-----------|------------|----------|
| | Previous. | 1922-1923. | Total. | | Previous. | 1922-1923. | Total. |
| | Rs. | Rs. | Rs. | | Rs. | Rs. | Rs. |
| I.—DIRECT RECEIPTS. | | | | I.—EXTENSIONS AND IMPROVEMENTS. | | | |
| 1. Water-rates from Irrigation ... | 9,49,064 | 58,563 (a) 340 | 10,07,967 | 1. Head Works ... | 20,755 | ... | 20,755 |
| 3. Sales of water ... | 662 | 8 | 670 | 2. Main Canals and Branches ... | 2,678 | ... | 2,678 |
| 4. Water-supply of towns. | 29,846 | ... | 29,846 | 3. Distributaries ... | 3,500 | 72 | 3,572 |
| 5. Plantations ... | 36,991 | 1,861 | 39,147 | Total ... | 26,933 | 72 | 27,005 |
| 6. Other canal produce ... | | 295 | | | | | |
| 9. Rents of buildings. | 1,316 | ... | 1,316 | II.—MAINTENANCE AND REPAIRS. | | | |
| 10. Fines ... | 185 | ... | 185 | 1. Head Works ... | 66,567 | 3,604 | 70,171 |
| 11. Miscellaneous receipts ... | 57,266 | 1,243 | 58,509 | 2. Main Canals and Branches ... | 1,19,643 | 1,948 | 1,21,591 |
| 12. <i>Deduct</i> —Refunds ... | 2,376 | 4,832 | 7,208 | 3. Distributaries ... | 82,333 | 1,508 | 84,341 |
| Total ... | 10,72,954 | 57,478 | 11,30,432 | Total ... | 2,69,043 | 7,060 | 2,76,103 |
| II.—INDIRECT RECEIPTS. | | | | III.—COMPENSATION ... | 75 | ... | 75 |
| Irrigation share of Land Revenue collected in the Civil Department. | ... | ... | ... | IV.—ESTABLISHMENT. | | | |
| | | | | 1 & 2. Direction and Accounts ... | 2,30,299 | 9,000 | 2,39,299 |
| | | | | 3. Executive ... | | | |
| | | | | Total ... | 2,30,299 | 9,000 | 2,39,299 |
| Total Receipts ... | 10,72,954 | 57,478 | 11,30,432 | V.—TOOLS AND PLANT ... | 6,788 | 159 | 6,947 |
| Carried over ... | 10,72,954 | 57,478 | 11,30,432 | Carried over ... | 5,33,133 | 16,291 | 5,49,429 |

IRRIGATION BRANCH.

BOMBAY PRESIDENCY.

PUBLIC WORKS DEPARTMENT.
ADMINISTRATIVE ACCOUNTS FOR THE YEAR 1922-1923.
MHASWAD TANK.

TANK PROJECT.

No. 3.—Revenue Account for, and to end of, 1922-1923—continued.

| Receipts. | Total. | | | Charges. | Total. | | |
|------------------|-----------|------------|-----------|--|-----------|----------------------|-----------|
| | Previous. | 1922-1923. | Total. | | Previous. | 1922-1923. | Total. |
| | Rs. | Rs. | Rs. | | Rs. | Rs. | Rs. |
| Brought over ... | 10,72,954 | 57,478 | 11,30,432 | Brought over ... | 5,33,138 | 16,291 | 5,49,429 |
| | | | | VI.—REFUNDS OF REVENUE ... | 423 | ... | 423 |
| | | | | Total ... | 5,33,561 | 16,291 | 5,49,852 |
| | | | | Share of Collection Charges in the Civil Department ... | 49,158 | { 2,700 (a) 340 } | 52,198 |
| | | | | Total Direct Charges ... | 5,82,719 | 19,331 | 6,02,050 |
| | | | | Indirect Charges debitable to Revenue Account as per Account No. 5 ... | 32,439 | 1,331 | 33,770 |
| | | | | Total Charges ... | 6,15,158 | 20,662 | 6,35,820 |
| | | | | Balance Net Revenue ... | 4,57,796 | 36,816 | 4,94,612 |
| Grand Total ... | 10,72,954 | 57,478 | 11,30,432 | Grand Total ... | 10,72,954 | 57,478 | 11,30,432 |

N.B.—Last Capital Account detailed in the Administrative Accounts for 1906-1907.

Construction Estimate closed on 31st March 1901, vide Government Resolution No. 1197, dated 10th June 1901.

Completion Report approved in Government Resolution No. 1106, dated 22nd April 1903.

(a) Amount adjusted by credit to water rates and debit *per contra* on account of collection charges for the revenue realized by the Aurh State.

Note.—Loss of revenue due to concession granted for wheat cultivation during the Rabi Season 1916-17, vide Government Resolution No. A.—I.—12327, dated 18th December 1917—Rs. 2,494.

No. 4.—Interest Account for, and to end of, 1922-1923.

| | Amount. | | Amount. |
|--|-----------|---|-----------|
| | Rs. | | Rs. |
| Total interest charges to end of 1921-1922 ... | 29,38,743 | Net revenue realized to end of 1921-1922. | 4,57,796 |
| Interest charges for the year 1922-1923 on Rs. 20,05,553 outlay to end of 1916-17 at the average rate 3.3252 per cent. | 66,688 | Do. during 1922-1923. | 36,816 |
| Subsequent outlay <i>nil</i> . | | | 4,94,612 |
| Total ... | 30,05,431 | Balance net interest charges ... | 25,10,819 |
| | | Total ... | 30,05,431 |

No. 5.—Account of Indirect Charges for, and to end of, 1922-1923.

| Particulars. | Previous. | 1922-1923. | Total. |
|--|-----------|------------|--------|
| | Rs. | Rs. | Rs. |
| REVENUE— | | | |
| 1. Capitalized abatement of Land Revenue ... | 58 | | 58 |
| 2. Leave and Pension Allowances ... | 32,241 | 1,260 | 33,501 |
| 3. Audit and Accounts ... | 140 | 71 | 211 |
| Total ... | 32,439 | 1,331 | 33,770 |

IRRIGATION BRANCH

BOMBAY PRESIDENCY.

PUBLIC WORKS DEPARTMENT.

ADMINISTRATIVE ACCOUNTS FOR THE YEAR 1922-1923.

REWA'RI CANAL.

CANAL PROJECT.

No. 3.—Revenue Account for, and to end of, 1922-1923.

| Receipts. | TOTAL. | | | Charges. | TOTAL. | | |
|--|-----------|------------|----------|--|-----------|------------|----------|
| | Previous. | 1922-1923. | Total. | | Previous. | 1922-1923. | Total. |
| | Rs. | Rs. | Rs. | | Rs. | Rs. | Rs. |
| I.—DIRECT RECEIPTS. | | | | I.—EXTENSIONS AND IMPROVEMENTS. | | | |
| 1. Water-rates from Irrigation ... | 1,99,860 | 2,309 | 2,02,169 | 1. Head Works ... | 510 | ... | 510 |
| 3. Sales of water ... | 11 | ... | 11 | 2. Main Canals and Branches ... | 2,283 | 1,423 | 3,706 |
| 5. Plantations ... | 7,221 | ... | 7,395 | Total ... | 2,793 | 1,423 | 4,216 |
| 6. Other canal produce. } | | | | 174 | | | |
| 9. Rents of Buildings. | 929 | 33 | 962 | II.—MAINTENANCE AND REPAIRS. | | | |
| 10. Fines ... | 101 | ... | 101 | 1. Head Works ... | 1,855 | 46 | 1,901 |
| 11. Miscellaneous Receipts ... | 13 | ... | 13 | 2. Main Canals and Branches ... | 60,253 | 836 | 61,089 |
| Total ... | 2,08,135 | 2,516 | 2,10,651 | 3. Distributaries ... | 283 | 123 | 406 |
| | | | | Total ... | 62,391 | 1,005 | 63,396 |
| | | | | IV.—ESTABLISHMENT. | | | |
| | | | | 1. & 2. Direction and Accounts ... | 41,901 | 1,081 | 42,982 |
| | | | | 3. Executive ... | | | |
| | | | | Total ... | 41,901 | 1,081 | 42,982 |
| | | | | V.—TOOLS AND PLANT ... | 2,033 | 84 | 2,117 |
| | | | | VI.—REFUNDS OF REVENUE ... | 19 | ... | 19 |
| II.—INDIRECT RECEIPTS. | | | | Total ... | 1,09,137 | 3,593 | 1,12,730 |
| Irrigation share of Land Revenue collected in the Civil Department ... | ... | ... | ... | Share of Collection Charges in the Civil Department ... | 9,958 | 115 | 10,073 |
| Total, Receipts ... | 2,08,135 | 2,516 | 2,10,651 | Total Direct Charges ... | 1,19,095 | 3,708 | 1,22,803 |
| | | | | Indirect Charges debitable to Revenue Account as per Account No. 5 ... | 6,954 | 175 | 7,129 |
| | | | | Total, Charges ... | 1,26,049 | 3,883 | 1,29,932 |
| | | | | Balance Net Revenue ... | 82,036 | -1,367 | 80,719 |
| Grand Total ... | 2,08,135 | 2,516 | 2,10,651 | Grand Total ... | 2,08,135 | 2,516 | 2,10,651 |

N.B.—Last Capital Account detailed in the Administrative Accounts for 1895-1896.

Construction Estimate closed on 31st March 1893—vide Government Resolution No. 1411, dated 12th September 1893.

Completion Report approved in Government Resolution No. 489, dated 15th March 1895.

IRRIGATION BRANCH.

BOMBAY PRESIDENCY.

PUBLIC WORKS DEPARTMENT.

ADMINISTRATIVE ACCOUNTS FOR THE YEAR 1922-1923.

REWA'RI CANAL.

CANAL PROJECT.

No. 4.—Interest Account for, and to end of, 1922-1923.

| | Amount. | | Amount. |
|---|----------|---|------------------|
| | Rs. | | Rs. |
| Total interest charges to end of 1921-1922 | 1,17,354 | Net Revenue realized to end of 1921-1922 | 82,086 |
| Interest charges for the year 1922-1923. on Rs. 56,771 outlay to end of the year 1916-17 at the average rate 3.3252 per cent. | 1,888 | Net Revenue realized during 1922-1923. | —1,367 |
| Subsequent outlay Nil. | | Balance net interest charges ... | 80,719 38,523 |
| Total ... | 1,19,242 | Total ... | 1,19,242 |

No. 5.—Account of Indirect Charges for, and to end of, 1922-1923.

| Particulars. | Previous. | 1922-1923. | Total. |
|--|-----------|------------|--------|
| | Rs. | Rs. | Rs. |
| REVENUE— | | | |
| 2. Leave and Pension Allowances | 6,930 | 151 | 7,081 |
| 3. Audit and Accounts Establishment | 24 | 24 | 48 |
| Total ... | 6,954 | 175 | 7,129 |

IRRIGATION BRANCH.

BOMBAY PRESIDENCY.

PUBLIC WORKS DEPARTMENT.

ADMINISTRATIVE ACCOUNTS FOR THE YEAR 1922-1923.

UPPER MA'N RIVER WORKS.

TANK PROJECT.

No. 3.—Revenue Account for, and to end of, 1922-1923.

| Receipts. | TOTAL. | | | Charges. | TOTAL. | | |
|---|-----------------|--------------|-----------------|--|-----------------|--------------|-----------------|
| | Previous. | 1922-1923. | Total. | | Previous. | 1922-1923. | Total. |
| | Rs. | Rs. | Rs. | | Rs. | Rs. | Rs. |
| I.—DIRECT RECEIPTS. | | | | I.—EXTENSIONS AND IMPROVEMENTS. | | | |
| 1. Water-rates from Irrigation ... | 1,60,462 | 5,578 | 1,66,040 | 1. Head Works ... | 23,523 | 83 | 23,556 |
| 3. Sales of water ... | 6 | ... | 6 | 2. Main Canals and Branches ... | 4,142 | ... | 4,142 |
| 5. Plantations ... | 8,603 | ... | 8,662 | 3. Distributaries ... | 170 | ... | 170 |
| 6. Other canal produce ... | | | | 59 | | | |
| 9. Rents of Buildings. | 1,002 | ... | 1,002 | Total ... | 27,835 | 83 | 27,868 |
| 10. Fines ... | 3 | ... | 3 | II.—MAINTENANCE AND REPAIRS. | | | |
| 11. Miscellaneous Receipts ... | 440 | ... | 440 | 1. Head Works ... | 17,278 | 184 | 17,462 |
| Total ... | 1,70,516 | 5,637 | 1,76,153 | 2. Main Canals and Branches ... | 9,792 | 1,842 | 11,634 |
| | | | | 3. Distributaries ... | 73,705 | 809 | 74,514 |
| | | | | Total ... | 1,00,775 | 2,885 | 1,03,610 |
| | | | | III.—COMPENSATION ... | 1 | ... | 1 |
| II.—INDIRECT RECEIPTS. | | | | IV.—ESTABLISHMENT. | | | |
| Irrigation share of Land Revenue collected in the Civil Department. | ... | ... | ... | 1. & 2. Direction and Accounts ... | 60,994 | 1,278 | 62,272 |
| | | | | 3. Executive ... | | | |
| Total, Receipts ... | 1,70,516 | 5,637 | 1,76,153 | Total ... | 60,994 | 1,278 | 62,272 |
| | | | | V.—TOOLS AND PLANT ... | 3,838 | 99 | 3,935 |
| | | | | VI.—REFUNDS OF REVENUE ... | 167 | ... | 167 |
| | | | | Total ... | 1,93,608 | 4,245 | 1,97,853 |
| | | | | Share of Collection Charges in the Civil Department ... | 8,018 | 279 | 8,297 |
| | | | | Total, Direct Charges... | 2,01,626 | 4,524 | 2,06,150 |
| | | | | Indirect Charges debitable to Revenue Account as per Account No. 5 ... | 9,188 | 208 | 9,346 |
| | | | | Total, Charges ... | 2,10,764 | 4,732 | 2,15,496 |
| | | | | Balance Net Revenue ... | 40,248 | 905 | 39,343 |
| Grand Total ... | 1,70,516 | 5,637 | 1,76,153 | Grand Total ... | 1,70,516 | 5,637 | 1,76,153 |

N.B.—Last Capital Account detailed in the Administrative Accounts for 1906-07.

Construction Estimate closed on 31st March 1892—vide Government Resolution No. 1411, dated 12th September 1898.

Completion Report approved in Government Resolution No. 815, dated 22nd May 1895.

IRRIGATION BRANCH.

BOMBAY PRESIDENCY.

PUBLIC WORKS DEPARTMENT.

ADMINISTRATIVE ACCOUNTS FOR THE YEAR 1922-1923.

IRRIGATION WORKS.

UPPER MA'N RIVER WORKS.

TANK PROJECT.

No. 4.—Interest Account for, and to end of, 1922-1923.

| | Amount. | | Amount. |
|--|----------|---|----------|
| | Rs. | | Rs. |
| Total interest charges to end of 1921-1922 | 6,90,504 | Net Revenue realized to end of 1921-1922 | —40,248 |
| Interest charges for the year 1922-1923. | 13,827 | Net Revenue realized during 1922-1923. | 905 |
| On Rs. 4,15,835 outlay to end of the year 1916-17 at the average rate 3.3252 per cent. | | | —39,343 |
| Subsequent outlay— <i>Nil.</i> | | Balance net interest charges ... | 7,43,674 |
| Total ... | 7,04,331 | Total ... | 7,04,331 |

No. 5.—Account of Indirect Charges for, and to end of, 1922-1923.

| Particulars. | Previous. | 1922-1923. | Total. |
|---|-----------|------------|--------|
| | Rs. | Rs. | Rs. |
| REVENUE— | | | |
| 1. Capitalized abatement of Land Revenue | 24 | | 24 |
| 2. Leave and Pension Allowances | 9,053 | 179 | 9,232 |
| 3. Audit and Accounts Establishment | 61 | 29 | 90 |
| Total ... | 9,138 | 208 | 9,346 |

IRRIGATION BRANCH.

BOMBAY PRESIDENCY.

PUBLIC WORKS DEPARTMENT.

ADMINISTRATIVE ACCOUNTS FOR THE YEAR 1922-23.

YERLA RIVER IRRIGATION WORKS.

TANK PROJECT.

No. 2.—Capital Account for, and to end of, 1922-1923.

| Heads of Account. | DIRECT CHARGES. | | | Cost of Construction as now estimated. (Construction estimate closed on 31st March 1895). | Expenditure against closed estimates. |
|---|-----------------|--------------|-----------------|---|---------------------------------------|
| | Previous. | 1922-1923. | Total. | | |
| I.—WORKS. | Rs. | Rs. | Rs. | Rs. | Rs. |
| <i>(1) Head Works.</i> | | | | | |
| A. Preliminary Expenses ... | 299 | | 299 | 299 | 299 |
| B. Land - | 38,999 | | 38,999 | 38,999 | 38,999 |
| C. Works | 3,94,464 | | 3,94,464 | 3,94,464 | 3,94,464 |
| K. Buildings | 7,747 | | 7,747 | 7,747 | 7,747 |
| M. Plantations | 3,675 | | 3,675 | 3,675 | 3,675 |
| O. Miscellaneous | 886 | | 886 | 886 | 886 |
| P. Maintenance | 271 | | 271 | 271 | 271 |
| Total, Head Works ... | 4,46,341 | | 4,46,341 | 4,46,341 | 4,46,341 |
| <i>(2) Main Canals and Branches.</i> | | | | | |
| A. Preliminary Expenses ... | 1,021 | | 1,021 | 1,021 | 1,021 |
| B. Land | 3,518 | | 3,518 | 3,518 | 3,518 |
| C. Masonry Works | 32,646 | | 32,646 | 32,646 | 32,646 |
| C. (e) River and Hill Torrent Works.. | | 6,518 | 6,518 | 6,518 | 6,518 |
| L. Earth-work | 62,876 | | 62,876 | 62,876 | 62,876 |
| M. Plantations | 229 | | 229 | 229 | 229 |
| O. Miscellaneous | 2,704 | | 2,704 | 2,704 | 2,704 |
| P. Maintenance | 899 | | 899 | 899 | 899 |
| Total, Main Canals and Branches... | 1,03,893 | 6,518 | 1,10,411 | 1,10,411 | 1,10,411 |
| <i>(3) Distributaries.</i> | | | | | |
| A. Preliminary Expenses ... | 244 | | 244 | 244 | 244 |
| B. Land | 747 | | 747 | 747 | 747 |
| C. Masonry Works | 21,948 | | 21,948 | 21,948 | 21,948 |
| K. Buildings | 1,048 | | 1,048 | 1,048 | 1,048 |
| L. Earth-work | 13,953 | | 13,953 | 13,953 | 13,953 |
| M. Plantations | 459 | | 459 | 459 | 459 |
| O. Miscellaneous | 1,023 | | 1,023 | 1,023 | 1,023 |
| Total, Distributaries ... | 39,422 | | 39,422 | 39,422 | 39,422 |
| Total, I Works ... | 5,89,653 | 6,518 | 5,96,174 | 5,96,174 | 5,96,174 |
| Carried over ... | 5,89,653 | 6,518 | 5,96,174 | 5,96,174 | 5,96,174 |

IRRIGATION BRANCH.

BOMBAY PRESIDENCY.

PUBLIC WORK DEPARTMENT.

ADMINISTRATIVE ACCOUNTS FOR THE YEAR 1922-23.

YERLA' RIVER IRRIGATION WORKS.

TANK PROJECT.

No. 2.—Capital Account for, and to end of, 1922-1923.

| Heads of Account. | DIRECT CHARGES. | | | Cost of Construction as now estimated. (Construction estimate closed on 31st March 1895.) | Expenditure against closed estimates. |
|--|-----------------|------------|----------|---|---------------------------------------|
| | Previous. | 1922-1923. | Total. | | |
| | Rs. | Rs. | Rs. | Rs. | Rs. |
| Brought forward ... | 5,89,656 | 6,518 | 5,96,174 | 5,96,174 | 5,96,174 |
| II.—Establishment. | | | | | |
| 1 & 2. Direction and Accounts ... | 24,453 | 1,270 | 1,25,456 | 1,25,456 | 1,25,456 |
| 3. Executive ... | 99,733 | | | | |
| Total II.—Establishment ... | 1,24,186 | 1,270 | 1,25,456 | 1,25,456 | 1,25,456 |
| III.—TOOLS AND PLANT ... | 8,065 | 226 | 8,291 | 8,291 | 8,291 |
| IV.—SUSPENSE ACCOUNTS ... | | | | | |
| Grand Total ... | 7,21,907 | 8,014 | 7,29,921 | 7,29,921 | 7,29,921 |
| V.—Less Receipts on Capital Account | 2,365 | | 2,365 | 2,365 | 2,365 |
| Net Outlay ... | 7,19,542 | 8,014 | 7,27,556 | 7,27,556 | 7,27,556 |
| <i>Apportionment.</i> | | | | | |
| Chargeable to 43—Minor Works and Navigation. | 7,19,542 | | 7,19,542 | 7,27,556 | 7,27,556 |
| Chargeable to 55—Construction of Irrigation Works. | | 8,014 | 8,014 | | |
| Total ... | 7,19,542 | 8,014 | 7,27,556 | 7,27,556 | 7,27,556 |

IRRIGATION BRANCH

BOMBAY PRESIDENCY.

PUBLIC WORKS DEPARTMENT.

ADMINISTRATIVE ACCOUNTS FOR THE YEAR 1922-1923.

YERLA' RIVER IRRIGATION WORKS.

TANK PROJECT.

No. 3.—Revenue Account for, and to end of, 1922-1923.

| Receipts. | TOTAL. | | | Charges. | TOTAL. | | |
|---|-----------|------------|----------|--|-----------|------------|----------|
| | Previous. | 1922-1923. | Total. | | Previous. | 1922-1923. | Total. |
| I.—DIRECT RECEIPTS. | Rs. | Rs. | Rs. | I.—EXTENSIONS AND IMPROVEMENTS. | Rs. | Rs. | Rs. |
| 1. Water-rates from Irrigation ... | 4,78,278 | 20,173 | 4,98,451 | 1. Head Works ... | 49,818 | 699 | 50,517 |
| 3. Sales of water ... | 23 | ... | 23 | 2. Main Canals and Branches ... | 15,968 | 920 | 16,888 |
| 5. Plantations ... | 30,912 | ... | 31,765 | Total ... | 65,786 | 1,619 | 67,405 |
| 6. Other canal produce ... | | 793 | | | | | |
| 9. Rents of buildings. | 934 | 1 | 935 | II.—MAINTENANCE AND REPAIRS. | | | |
| 10. Fines ... | 120 | ... | 120 | 1. Head Works ... | 41,703 | 392 | 42,095 |
| 11. Miscellaneous receipts ... | 1,883 | 9 | 1,892 | 2. Main Canals and Branches ... | 1,33,183 | 4,742 | 1,37,925 |
| 12. Deduct refunds ... | 80 | | 80 | 3. Distributaries ... | 27,294 | 1,455 | 28,749 |
| Total ... | 5,12,070 | 20,976 | 5,33,046 | Total ... | 2,02,180 | 6,589 | 2,08,769 |
| II.—INDIRECT RECEIPTS. | | | | IV.—ESTABLISHMENT. | | | |
| Irrigation share of Land Revenue collected in the Civil Department. | ... | ... | ... | 1. & 2. Direction and Accounts ... | 1,22,386 | 3,657 | 1,26,043 |
| | | | | 3. Executive ... | | | |
| | | | | Total ... | 1,22,386 | 3,657 | 1,26,043 |
| | | | | V.—TOOLS AND PLANT ... | 5,495 | 285 | 5,780 |
| | | | | VI.—REFUNDS OF REVENUE | 71 | ... | 71 |
| | | | | Total ... | 3,95,918 | 12,150 | 4,08,068 |
| | | | | Share of Collection Charges in the Civil Department ... | 23,906 | 1,009 | 24,915 |
| | | | | Total Direct Charges ... | 4,19,824 | 13,159 | 4,32,983 |
| | | | | Indirect Charges debitable to Revenue Account as per Account No. 5 ... | 18,505 | 594 | 19,099 |
| | | | | Total, Charges ... | 4,38,329 | 13,753 | 4,52,082 |
| | | | | Balance Net Revenue ... | 73,741 | 7,223 | 80,964 |
| Total, Receipts ... | 5,12,070 | 20,976 | 5,33,046 | Grand Total ... | 5,12,070 | 20,976 | 5,33,046 |
| Grand Total ... | 5,12,070 | 20,976 | 5,33,046 | | | | |

N.B.—Construction Estimate, closed on 31st March 1896—vide Government Resolution No. 666, dated 12th May 1896.
Completion Report approved in Government Resolution No. 1419, dated 8th October 1897.

IRRIGATION BRANCH.

BOMBAY PRESIDENCY.

PUBLIC WORKS DEPARTMENT.

ADMINISTRATIVE ACCOUNTS FOR THE YEAR 1922-23.

YERLA' RIVER IRRIGATION WORKS.

TANK PROJECT.

No. 4.—Interest Account for, and to end of, 1922-1923.

| | Amount. | | | Amount. | |
|---|-----------|--|---|-----------|--|
| | Rs. | | | Rs. | |
| Total interest charges to end of 1921-1922 | 11,29,697 | | Net Revenue realized to end of 1921-1922 | 73,741 | |
| Interest charges for the year 1922-1923. On Rs. 7,19,542 outlay to end of 1916-17 at the average rate 3'3252 per cent. ... 23,926 | 24,146 | | Net Revenue realized during 1922-1923. | 7,223 | |
| Subsequent outlay during 1922-1923 (half of Rs. 8,021) 220 | | | Balance net interest charges ... | 80,964 | |
| Total ... | 11,53,843 | | Total ... | 11,53,843 | |

No. 5.—Account of Indirect Charges for, and to end of, 1922-1923.

| Particulars. | Previous. | 1922-1923. | Total. |
|---|-----------|------------|--------|
| | Rs. | Rs. | Rs. |
| CAPITAL— | | | |
| 1. Capitalized abatement of Land Revenue | 22,684 | | 22,684 |
| 2. Leave and Pension Allowances | 22,644 | 178 | 22,822 |
| 3. Audit and Accounts Establishment | | 65 | 65 |
| Total ... | 45,328 | 243 | 45,571 |
| REVENUE— | | | |
| 1. Capitalized abatement of Land Revenue | | | |
| 2. Leave and Pension Allowances | 18,338 | 512 | 18,850 |
| 3. Audit and Accounts | 167 | 82 | 249 |
| Total ... | 18,505 | 594 | 19,099 |

No. 6.—Statement comparing charges to date with sanctioned Estimates.

| Particulars. | CHARGES AGAINST CLOSED SANCTIONS. | | | CURRENT SANCTIONS. | | | Total charges to date against old and current sanctions. | REMARKS. |
|--|--|---|----------|--------------------|--------------------------------|------------------------------|--|--|
| | Expenditure against Construction Estimate. | Expenditure against open Capital sanctions. | Total. | Charges to date. | Amount of sanctioned Estimate. | Unspent balance of Estimate. | | |
| DIRECT CHARGES: | Rs. | Rs. | Rs. | Rs. | Rs. | Rs. | Rs. | Expenditure of Rs. 8,306 both direct and indirect incurred during the year 1922-23 against estimate amounting to Rs. 8,285 sanctioned in Government Resolution (Public Works Department), No. 2686, dated 10th November 1922 and 3820, dated 30th January 1923 has been shown under open Capital sanctions closed during the year. |
| Works | 5,27,482 | 68,692 | 5,96,174 | ... | ... | ... | 5,96,174 | |
| Establishment | 1,10,123 | 15,336 | 1,25,456 | ... | ... | ... | 1,25,456 | |
| Tools and Plant | 7,965 | 326 | 8,291 | ... | ... | ... | 8,291 | |
| Total | 6,45,567 | 84,354 | 7,29,921 | ... | ... | ... | 7,29,921 | |
| Less—Receipts on Capital Account | 2,365 | ... | 2,365 | ... | ... | ... | 2,365 | |
| Net Total | 6,43,202 | 84,354 | 7,27,556 | ... | ... | ... | 7,27,556 | |
| INDIRECT CHARGES. | | | | | | | | |
| Capitalized abatement of Land Revenue | 22,368 | 316 | 22,684 | ... | ... | ... | 22,684 | |
| Leave and Pension Allowances | 20,675 | 2,147 | 22,822 | ... | ... | ... | 22,822 | |
| Audit and Accounts Establishment | ... | 65 | 65 | ... | ... | ... | 65 | |
| Total | 43,043 | 2,523 | 45,571 | ... | ... | ... | 45,571 | |
| Grand Total | 6,86,245 | 86,882 | 7,73,127 | ... | ... | ... | 7,73,127 | |

IRRIGATION BRANCH.

BOMBAY PRESIDENCY.

PUBLIC WORKS DEPARTMENT.

ADMINISTRATIVE ACCOUNTS FOR THE YEAR 1922-1923.

CHIKHLI CANAL.

CANAL PROJECT.

No. 8.—Revenue Account for, and to end of, 1922-1923.

| Receipts. | TOTAL. | | | Charges. | TOTAL. | | |
|--|-----------|------------|--------|--|-----------|------------|--------|
| | Previous. | 1922-1923. | Total. | | Previous. | 1922-1923. | Total. |
| | Rs. | Rs. | Rs. | | Rs. | Rs. | Rs. |
| I.—DIRECT RECEIPTS. | | | | I.—EXTENSIONS AND IMPROVEMENTS. | | | |
| 1. Water-rates from Irrigation ... | 69,920 | 1,395 | 71,315 | 1. Head Works ... | 1,516 | ... | 1,516 |
| 3. Sales of water ... | 1 | ... | 1 | 2. Main Canals and Branches ... | 1,473 | 699 | 2,172 |
| 5. Plantations ... | 5,936 | ... | 6,021 | Total ... | 2,989 | 699 | 3,688 |
| 6. Other canal produce ... | | | | 85 | | | |
| 9. Rents of buildings. | 50 | ... | 50 | II.—MAINTENANCE AND REPAIRS. | | | |
| 11. Miscellaneous receipts ... | 80 | ... | 80 | 1. Head Works ... | 1,166 | 524 | 1,690 |
| Total ... | 75,987 | 1,480 | 77,467 | 2. Main Canals and Branches ... | 34,529 | 339 | 34,868 |
| | | | | Total ... | 35,695 | 863 | 36,558 |
| II.—INDIRECT RECEIPTS. | | | | IV.—ESTABLISHMENT. | | | |
| Irrigation share of Land Revenue collected in the Civil Department ... | ... | ... | ... | 1. & 2. Direction and Accounts ... | 22,948 | 696 | 23,644 |
| | | | | 3. Executive ... | | | |
| | | | | Total ... | 22,948 | 696 | 23,644 |
| | | | | V.—TOOLS AND PLANT ... | 636 | 54 | 690 |
| | | | | VI.—REFUNDS OF REVENUE ... | 158 | ... | 158 |
| | | | | Total ... | 62,426 | 2,312 | 64,738 |
| | | | | Share of Collection Charges in the Civil Department ... | 3,501 | 70 | 3,571 |
| | | | | Total Direct Charges ... | 65,927 | 2,382 | 68,309 |
| | | | | Indirect Charges debitable to Revenue Account as per Account No. 5 ... | 3,780 | 113 | 3,893 |
| Total, Receipts ... | 75,987 | 1,480 | 77,467 | Total, Charges ... | 69,707 | 2,495 | 72,202 |
| | | | | Balance Net Revenue ... | 6,280 | -1,015 | 5,265 |
| Grand Total ... | 75,987 | 1,480 | 77,467 | Grand Total ... | 75,987 | 1,480 | 77,467 |

N.B.—Last Capital Account detailed in the Administrative Accounts for 1882-83.

Construction Estimate closed on 31st March 1883—vide Government Resolution No. 1411, dated 12th September 1893.

Completion Report approved in Government Resolution No. 489, dated 15th March 1895.

IRRIGATION BRANCH.

BOMBAY PRESIDENCY.

PUBLIC WORKS DEPARTMENT.

ADMINISTRATIVE ACCOUNTS FOR THE YEAR 1922-1923.

CHIKHLI CANAL.

CANAL PROJECT.

No. 4.—Interest Account for, and to end of, 1922-1923.

| | Amount. | | Amount. |
|--|----------|---|----------|
| | Rs. | | Rs. |
| Total interest charges to end of 1921-1922 | 1,08,701 | Net Revenue realized to end of 1921-1922 | 6,280 |
| Interest charges for the year 1922-1923 | 1,789 | Net Revenue realized during 1922-1923. | —1,015 |
| On Rs. 53,803 outlay to end of the year 1916-17 at the average rate 3.3252 per cent. | | | 5,265 |
| Subsequent outlay—Nil. | | Balance net interest charges ... | 1,05,225 |
| Total ... | 1,10,490 | Total ... | 1,10,490 |

No. 5.—Account of Indirect Charges for, and to end of, 1922-1923.

| Particulars. | Previous. | 1922-1923. | Total. |
|--|-----------|------------|--------|
| | Rs. | Rs. | Rs. |
| REVENUE— | | | |
| 1. Capitalized abatement of Land Revenue ... | | | |
| 2. Leave and Pension Allowances ... | 3,757 | 97 | 3,854 |
| 3. Audit and Accounts Establishment ... | 23 | 16 | 39 |
| Total ... | 3,780 | 113 | 3,893 |

IRRIGATION BRANCH.

BOMBAY PRESIDENCY.

PUBLIC WORKS DEPARTMENT.

ADMINISTRATIVE ACCOUNTS FOR THE YEAR 1922-1923.

MA'INI TANK.

TANK PROJECT.

No. 3.—Revenue Account for, and to end of, 1922-1923.

| Receipts. | Total. | | | Charges. | Total. | | |
|---|-----------|------------|----------|--|-----------|------------|----------|
| | Previous. | 1922-1923. | Total. | | Previous. | 1922-1923. | Total. |
| I.—DIRECT RECEIPTS. | Rs. | Rs. | Rs. | I.—EXTENSIONS AND IMPROVEMENTS. | Rs. | Rs. | Rs. |
| 1. Water-rates from Irrigation ... | 2,60,204 | 9,956 | 2,70,160 | 1. Head Works ... | 18,236 | 1,058 | 19,288 |
| 5. Plantations ... | 10,055 | ... | 10,177 | 2. Main Canals and Branches ... | 4,461 | | 4,461 |
| 6. Other canal produce ... | | 122 | | 123 | | | |
| 9. Rents of Buildings ... | 322 | | 322 | 3. Distributaries ... | 123 | | 123 |
| 10. Fines ... | 54 | | 54 | Total ... | 22,814 | 1,058 | 23,872 |
| 11. Miscellaneous Receipts ... | 266 | | 266 | II.—MAINTENANCE AND REPAIRS. | | | |
| 12. Deduct Refunds... | 13 | | 13 | 1. Head Works ... | 16,072 | 1,349 | 17,421 |
| Total ... | 2,70,888 | 10,078 | 2,80,966 | 2. Main Canals and Branches ... | 5,197 | 789 | 5,986 |
| | | | | 3. Distributaries ... | 69,772 | 810 | 70,582 |
| | | | | Total ... | 91,041 | 2,948 | 93,989 |
| | | | | IV.—ESTABLISHMENT. | | | |
| II.—INDIRECT RECEIPTS | | | | 1 & 2. Direction and Accounts ... | 56,444 | 1,784 | 58,228 |
| Irrigation share of Land Revenue collected in the Civil Department. | ... | ... | ... | 3. Executive ... | | | |
| | | | | Total ... | 56,444 | 1,784 | 58,228 |
| | | | | V.—TOOLS AND PLANT... | 3,025 | 139 | 3,164 |
| | | | | VI.—REFUNDS OF REVENUE ... | 104 | ... | 104 |
| | | | | Total ... | 1,78,428 | 5,929 | 1,79,357 |
| | | | | Share of Collection Charges in the Civil Department ... | 13,015 | 498 | 13,513 |
| | | | | Total, Direct Charges... | 1,86,443 | 6,427 | 1,92,870 |
| | | | | Indirect Charges debitable to Revenue Account as per Account No. 5 ... | 8,627 | 290 | 8,917 |
| Total, Receipts ... | 2,70,888 | 10,078 | 2,80,966 | Total Charges ... | 1,95,070 | 6,717 | 2,01,787 |
| | | | | Balance Net Revenue ... | 75,818 | 3,361 | 79,179 |
| Grand Total ... | 2,70,888 | 10,078 | 2,80,966 | Grand Total ... | 2,70,888 | 10,078 | 2,80,966 |

N.B.—Last Capital Account detailed in the Administrative Accounts for 1906-07. Construction Estimate closed on 31st March 1892—vide Government Resolution No. 1611, dated 12th September 1893. Completion Report approved in Government Resolution No. 815, dated 22nd May 1895.

IRRIGATION BRANCH.

BOMBAY PRESIDENCY.

PUBLIC WORKS DEPARTMENT.

ADMINISTRATIVE ACCOUNTS FOR THE YEAR 1922-1923.

MA'INI TANK.

TANK PROJECT.

No. 4.—Interest Account for, and to end of, 1922-1923.

| | Amount. | | Amount. |
|--|----------|---|-----------|
| | Rs. | | Rs. |
| Total interest charges to end of 1921-1922 | 7,41,388 | Net Revenue realized to end of 1921-1922 | 75,818 |
| Interest charges for the year 1922-1923. | 15,367 | Net Revenue realized during 1922-1923.. | 3,361 |
| On Rs. 4,62,125 outlay to end of the year 1916-17 at the average rate 3.3252 per cent. | | | 79,179 |
| Subsequent outlay nil. | | Balance net interest charges .. | 6,77,576. |
| Total ... | 7,56,755 | Total ... | 7,56,755 |

No. 5.—Account of Indirect Charges for, and to end of, 1922-1923.

| Particulars. | Previous. | 1922-1923. | Total. |
|---|-----------|------------|--------|
| | Rs. | Rs. | Rs. |
| REVENUE— | | | |
| 1. Capitalized Abatement of Land Revenue... | 288 | | 288 |
| 2. Leave and Pension Allowances ... | 8,276 | 250 | 8,526 |
| 3. Audit and Accounts Establishment ... | 63 | 40 | 103 |
| Total ... | 8,627 | 290 | 8,917 |

IRRIGATION BRANCH.

BOMBAY PRESIDENCY

PUBLIC WORKS DEPARTMENT.

ADMINISTRATIVE ACCOUNTS FOR THE YEAR 1922-1923.

MUCHKUNDI TANK.

TANK PROJECT.

No. 3.—Revenue Account for, and to end of, 1922-1923.

| Receipts. | Total. | | | Charges. | Total. | | |
|--|-----------|------------|--------|--|-----------|------------|--------|
| | Previous. | 1922-1923. | Total. | | Previous. | 1922-1923. | Total. |
| | Rs. | Rs. | Rs. | | Rs. | Rs. | Rs. |
| I.—DIRECT RECEIPTS. | | | | I.—EXTENSIONS AND IMPROVEMENTS. | | | |
| 1. Water-rates from Irrigation ... | 1,855 | ... | 1,855 | 1. Head Works ... | 410 | ... | 410 |
| 3. Sales of Water ... | 330 | ... | 330 | 2. Main Canals and Branches ... | 511 | ... | 511 |
| 5. Plantations ... | | ... | | Total ... | 921 | ... | 921 |
| 6. Other canal produce ... | 16,467 | 76 | 16,543 | II.—MAINTENANCE AND REPAIRS. | | | |
| 10. Fines ... | 1 | ... | 1 | 1. Head Works ... | 5,084 | ... | 5,084 |
| 11. Miscellaneous Receipts ... | 4,263 | 31 | 4,294 | 2. Main Canals and Branches ... | 7,645 | 800 | 8,445 |
| Total ... | 22,916 | 107 | 23,023 | Total ... | 12,729 | 800 | 13,529 |
| II.—INDIRECT RECEIPTS. | | | | IV.—ESTABLISHMENT. | | | |
| Irrigation share of Land Revenue collected in the Civil Department ... | ... | ... | ... | 1 & 2. Direction and Accounts ... | 5,761 | 637 | 6,398 |
| | | | | 3. Executive ... | | | |
| | | | | Total ... | 5,761 | 637 | 6,398 |
| | | | | V.—TOOLS AND PLANT... | 323 | 35 | 358 |
| | | | | Total ... | 19,734 | 1,472 | 21,206 |
| | | | | Share of Collection Charges in the Civil Department ... | 114 | ... | 114 |
| | | | | Total, Direct Charges... | 19,848 | 1,472 | 21,320 |
| | | | | Indirect Charges debitable to Revenue Account as per Account No. 5 ... | 815 | 97 | 912 |
| Total Receipts ... | 22,916 | 107 | 23,023 | Total Charges ... | 20,663 | 1,569 | 22,232 |
| | | | | Balance Net Revenue ... | 2,253 | -1,462 | 791 |
| Grand Total ... | 22,916 | 107 | 23,023 | Grand Total .. | 22,916 | 107 | 23,023 |

N R.—Last Capital Account detailed in the Administrative Accounts for 1890-1891. Construction Estimate closed on 31st March 1891—*vide* Government Resolution No. 1411, dated 12th September 1893. Completion Report approved in Government Resolution No. 602, dated 12th April 1894.

IRRIGATION BRANCH.

BOMBAY PRESIDENCY.

PUBLIC WORKS DEPARTMENT.

ADMINISTRATIVE ACCOUNTS FOR THE YEAR 1922-1923.

MUCHKUNDI TANK.

TANK PROJECT.

No. 4.—Interest Account for, and to end of, 1922-1923.

| | Amount. | | Amount. |
|--|----------|---|----------|
| | Rs. | | Rs. |
| Total interest charges to end of 1921-1922 | 2,09,002 | Net Revenue realized to end of 1921-1922 | 2,253 |
| Interest charges for the year 1922-1923. | 4,663 | Net Revenue realized during 1922-1923 . | —1,462 |
| On Rs. 1,40,217 outlay to end of the year 1916-17 at the average rate 3.3252 per cent. | | | 791 |
| Subsequent outlay nil. | | Balance net interest charges ... | 2,12,874 |
| Total .. | 2,13,665 | Total ... | 2,13,665 |

No. 5.—Account of Indirect Charges for, and to end of, 1922-1923.

| Particulars. | Previous. | 1922-1923. | Total. |
|--|-----------|------------|--------|
| | Rs. | Rs. | Rs. |
| REVENUE— | | | |
| 2. Leave and Pension Allowances | 804 | 89 | 893 |
| 3. Audit and Accounts Establishment | 11 | 8 | 19 |
| Total ... | 815 | 97 | 912 |

IRRIGATION BRANCH.

BOMBAY PRESIDENCY.

PUBLIC WORKS DEPARTMENT.

ADMINISTRATIVE ACCOUNTS FOR THE YEAR 1922-1923.

GOKA'K CANAL—FIRST SECTION AND STORAGE WORKS.

CANAL PROJECT.

No. 3.—Revenue Account for, and to end of, 1922-1923.

| Receipts. | Total. | | | Charges. | Total. | | |
|---|-----------|------------|-----------|--|-----------|------------|-----------|
| | Previous. | 1922-1923. | Total. | | Previous. | 1922-1923. | Total. |
| I.—DIRECT RECEIPTS. | Rs. | Rs. | Rs. | I.—EXTENSIONS AND IMPROVEMENTS. | Rs. | Rs. | Rs. |
| 1. Water-rates from Irrigation ... | 9,15,489 | 56,125 | 9,71,564 | 1. Head Works .. | 25,893 | .. | 25,893 |
| 3. Sales of water ... | 8,442 | 363 | 8,805 | 2. Main Canals and Branches ... | 1,134 | 276 | 1,410 |
| 5. Plantations ... | 35,436 | 3,174 | 38,610 | Total ... | 27,027 | 276 | 27,303 |
| 6. Other canal produce. } | | | | | | | |
| 7. Water-power ... | 4,23,533 | 14,313 | 4,37,846 | II.—MAINTENANCE AND REPAIRS. | | | |
| 9. Rents of Buildings. | 934 | 20 | 954 | 1. Head Works ... | 78,328 | 2,475 | 80,803 |
| 10. Fines ... | 44 | .. | 44 | 2. Main Canals and Branches ... | 40,175 | 2,413 | 42,588 |
| 11. Miscellaneous Receipts ... | 28,834 | 2,039 | 30,873 | 3. Distributaries ... | 27,202 | 147 | 27,349 |
| 12. Deduct Refunds ... | 8 | 32 | 40 | 4. Drainage and Protective Works ... | 30 | .. | 30 |
| Total ... | 14,12,654 | 76,002 | 14,88,656 | Total ... | 1,45,735 | 5,035 | 1,50,770 |
| II.—INDIRECT RECEIPTS. | | | | IV.—ESTABLISHMENT. | | | |
| Irrigation share of Land Revenue collected in the Civil Department. | .. | .. | .. | 1 & 2. Direction and Accounts ... | 1,36,589 | 4,644 | 1,41,233 |
| | | | | 3. Executive ... | | | |
| Total, Receipts ... | 14,12,654 | 76,002 | 14,88,656 | Total ... | 1,36,589 | 4,644 | 1,41,233 |
| | | | | V.—TOOLS AND PLANT... | 12,036 | 235 | 12,271 |
| | | | | VI.—REFUNDS OF REVENUE... | 3,436 | .. | 3,436 |
| | | | | Total ... | 3,24,823 | 16,190 | 3,35,013 |
| | | | | Share of Collection Charges in the Civil Department ... | 50,710 | 2,864 | 53,574 |
| | | | | Total, Direct Charges... | 3,75,533 | 13,054 | 3,88,587 |
| | | | | Indirect Charges debitable to Revenue Account as per Account No. 5 ... | 19,367 | 703 | 20,070 |
| | | | | Total, Charges ... | 3,94,900 | 13,757 | 4,08,657 |
| | | | | Balance Net Revenue .. | 10,17,754 | 62,245 | 10,79,999 |
| Grand Total ... | 14,12,654 | 76,002 | 14,88,656 | Grand Total ... | 14,12,654 | 76,002 | 14,88,656 |

N. B.—Last Capital Account detailed in the Administrative Accounts for 1906-07 and No. 6 in 1909-1910. Construction Estimate closed on 31st March 1897—vide Government Resolution No. 1393, dated 2nd October 1897. Completion Report approved in Government Resolution No. 327, dated 10th February 1900.

IRRIGATION BRANCH

BOMBAY PRESIDENCY.

PUBLIC WORKS DEPARTMENT.

ADMINISTRATIVE ACCOUNTS FOR THE YEAR 1922-1923.

GOKA'K CANAL—FIRST SECTION AND STORAGE WORKS.

CANAL PROJECT.

No. 4.—Interest Account for, and to end of, 1922-1923.

| | Amount. | | Amount. |
|---|-----------|---|-----------|
| | Rs. | | Rs. |
| Total interest charges to end of 1921-1922. | 16,04,530 | Net Revenue realized to end of 1921-1922. | 10,17,754 |
| Interest charges for the year 1922-1923 ... | 43,286 | Do. during 1922-1923 ... | 62,245 |
| On Rs. 13,01,750 outlay to end of the year 1916-17 at the average rate 3.3252 per cent. | | | 10,79,999 |
| Subsequent outlay nil. | | Balance net interest charges ... | 5,67,817 |
| Total ... | 16,47,816 | Total ... | 16,47,816 |

No. 5.—Account of Indirect Charges for, and to end of, 1922-1923.

| Particulars. | Previous. | 1922-1923. | Total. |
|---|-----------|------------|--------|
| | Rs. | Rs. | Rs. |
| REVENUE— | | | |
| 2. Leave and Pension Allowances ... | 19,122 | 650 | 19,772 |
| 3. Audit and Accounts Establishment ... | 245 | 53 | 298 |
| Total ... | 19,367 | 703 | 20,070 |

IRRIGATION BRANCH.

BOMBAY PRESIDENCY.

PUBLIC WORKS DEPARTMENT.

ADMINISTRATIVE ACCOUNTS FOR THE YEAR 1922-1923.

DAMBAL TANK.

TANK PROJECT.

No. 3.—Revenue Account for, and to end of, 1922-1923.

| Receipts. | Total. | | | Charges. | Total. | | |
|---|---------------|--------------|---------------|--|---------------|--------------|---------------|
| | Previous. | 1922-1923. | Total. | | Previous. | 1922-1923. | Total. |
| | Rs. | Rs. | Rs. | | Rs. | Rs. | Rs. |
| I.—DIRECT RECEIPTS. | | | | I.—EXTENSIONS AND IMPROVEMENTS. | | | |
| 1. Water-rates from Irrigation ... | 22,624 | 406 | 23,030 | 1. Head Works ... | 634 | ... | 634 |
| 5. Plantations ... | 14,363 | 1,055 | 15,418 | Total ... | 634 | ... | 634 |
| 6. Other canal produce ... | | | | | | | |
| 11. Miscellaneous receipts ... | 390 | | 390 | II.—MAINTENANCE AND REPAIRS. | | | |
| Total ... | 37,377 | 1,461 | 38,838 | 1. Head Works ... | 14,898 | ... | 14,898 |
| | | | | 2. Main Canals and Branches ... | 3,882 | 693 | 4,575 |
| II.—INDIRECT RECEIPTS. | | | | 3. Distributaries ... | 670 | ... | 670 |
| Irrigation share of Land Revenue collected in the Civil Department. | 35,846 | 916 | 36,762 | Total ... | 19,450 | 693 | 20,143 |
| Total ... | 35,846 | 916 | 36,762 | IV.—ESTABLISHMENT. | | | |
| | | | | 1 & 2. Direction and Accounts ... | 18,588 | 1,356 | 19,944 |
| | | | | 3. Executive ... | | | |
| | | | | Total ... | 18,588 | 1,356 | 19,944 |
| | | | | V.—TOOLS AND PLANT ... | 268 | 31 | 297 |
| | | | | VI.—REFUNDS OF REVENUE ... | 126 | ... | 126 |
| | | | | Total ... | 39,064 | 2,080 | 41,144 |
| | | | | Share of Collection Charges in the Civil Department ... | 4,897 | 112 | 5,009 |
| | | | | Total, Direct Charges.. | 43,961 | 2,192 | 46,153 |
| | | | | Indirect Charges debitable to Revenue Account as per Account No. 5 ... | 2,751 | 197 | 2,948 |
| | | | | Total, Charges ... | 46,712 | 2,389 | 49,101 |
| | | | | Balance Net Revenue... | 26,511 | -12 | 26,499 |
| Grand Total ... | 73,223 | 2,377 | 75,600 | Grand Total ... | 73,223 | 2,377 | 75,600 |

N.B.—Last Capital Account detailed in the Administrative Accounts for 1885-86. Construction Estimate closed on 31st March 1886—vide Government Resolution No. 1411, dated 12th September 1893. Completion Report approved in Government Resolution No. 1138, dated 16th July 1894.

IRRIGATION BRANCH.

BOMBAY PRESIDENCY.

PUBLIC WORKS DEPARTMENT.

ADMINISTRATIVE ACCOUNT FOR THE YEAR 1922-1923.

DAMBAL TANK.

TANK PROJECT.

No. 4.—Interest Account for, and to end of, 1922-1923.

| | Amount. | | Amount. |
|--|----------|---|----------|
| | Rs. | | Rs. |
| Total interest charges to end of 1921-1922 | 1,02,197 | Net Revenue realized to end of 1921-1922 | 26,511 |
| Interest charges for the year 1922-1923. | 2,023 | Net Revenue realized during 1922-1923. | —12 |
| On Rs. 60,847 outlay to end of the year 1916-17 at the average rate 3.3252 per cent. | | | 26,499 |
| Subsequent outlay <i>nil</i> . | | Balance net interest charges ... | 77,721 |
| Total ... | 1,04,220 | Total ... | 1,04,220 |

No. 5.—Account of Indirect Charges for, and to end of, 1922-1923.

| Particulars. | Previous. | 1922-1923. | Total. |
|---|-----------|------------|--------|
| | Rs. | Rs. | Rs. |
| REVENUE— | | | |
| 1. Capitalized Abatement of Land Revenue | 124 | | 124 |
| 2. Leave and Pension Allowances | 2,610 | 190 | 2,800 |
| 3. Accounts and Audit Establishment | 17 | 7 | 24 |
| Total ... | 2,751 | 197 | 2,948 |

IRRIGATION BRANCH.

BOMBAY PRESIDENCY.

PUBLIC WORKS DEPARTMENT.

ADMINISTRATIVE ACCOUNTS FOR THE YEAR 1922-1923.

MEDLEBI TANK.

TANK PROJECT.

No. 3.—Revenue Account for, and to end of, 1922-1923.

| Receipts. | Total. | | | Charges. | Total. | | |
|---|-----------|------------|--------|--|-----------|------------|---------|
| | Previous. | 1922-1923. | Total | | Previous. | 1922-1923. | Total |
| | Rs. | Rs. | Rs. | | Rs. | Rs. | Rs. |
| I.—DIRECT RECEIPTS. | | | | I.—EXTENSIONS AND IMPROVEMENTS. | | | |
| 1. Water-rates from Irrigation ... | 20,785 | 234 | 21,019 | 1. Head Works ... | 141 | ... | 141 |
| 5. Plantations ... | 2,207 | 22 | 2,229 | II.—MAINTENANCE AND REPAIRS. | | | |
| 6. Other canal produce ... | | | | | | | |
| 11. Miscellaneous Receipts ... | 93 | 15 | 108 | 1. Head Works ... | 13,862 | ... | 13,862 |
| Total ... | 23,085 | 271 | 23,356 | 2. Main Canals and Branches ... | 1,858 | 377 | 2,235 |
| | | | | 3. Distributaries ... | 2,191 | ... | 2,191 |
| | | | | Total ... | 17,911 | 377 | 18,288 |
| II.—INDIRECT RECEIPTS. | | | | IV.—ESTABLISHMENT. | | | |
| Irrigation share of Land Revenue collected in the Civil Department. | ... | ... | ... | 1 & 2. Direction and Accounts ... | 15,446 | 737 | 16,183 |
| | | | | 3. Executive ... | | | |
| Total, Receipts ... | 23,085 | 271 | 23,356 | Total ... | 15,446 | 737 | 16,183 |
| | | | | V.—TOOLS AND PLANT ... | 145 | 17 | 162 |
| | | | | VI.—REFUNDS OF REVENUE. | 299 | ... | 299 |
| | | | | Total ... | 33,942 | 1,131 | 35,073 |
| | | | | Share of Collection Charges in the Civil Department ... | 1,039 | 12 | 1,051 |
| | | | | Total Direct Charges ... | 34,981 | 1,143 | 36,124 |
| | | | | Indirect Charges debitable to Revenue Account as per Account No. 5 ... | 2,176 | 107 | 2,283 |
| | | | | Total, Charges ... | 37,157 | 1,250 | 38,407 |
| | | | | Balance Net Revenue ... | -14,072 | -979 | -15,051 |
| Grand Total ... | 23,085 | 271 | 23,356 | Grand Total ... | 23,085 | 271 | 23,356 |

N.B.—Last Capital Account detailed in the Administrative Accounts for 1885-86. Construction Estimate closed on 31st March 1888—*vide* Government Resolution No. 1411, dated 12th September 1893. Completion Report approved in Government Resolution No. 1139, dated 16th July 1894.

IRRIGATION BRANCH.

BOMBAY PRESIDENCY.

PUBLIC WORKS DEPARTMENT.

ADMINISTRATIVE ACCOUNTS FOR THE YEAR 1922-1923.

MEDLERI TANK.

TANK PROJECT.

No. 4.—Interest Account for, and to end of, 1922-1923.

| | Amount. | | Amount. |
|--|----------|---|----------|
| | Rs. | | Rs. |
| Total interest charges to end of 1921-1922 | 1,22,303 | Net Revenue realized to end of 1921-1922 | —14,072 |
| Interest charges for the year 1922-1923. On Rs. 78,354 outlay to end of the year 1916-17 at the average rate 3.3252 per cent. | 2,605 | Net Revenue realized during 1922-1923. | —979 |
| Subsequent Outlay <i>nil</i> . | | Balance net interest charges | —15,051 |
| Total ... | 1,24,908 | Total ... | 1,24,908 |

No. 5.—Account of Indirect Charges for, and to end of, 1922-1923.

| Particulars. | Previous. | 1922-1923. | Total. |
|--|-----------|------------|--------|
| | Rs. | Rs. | Rs. |
| REVENUE— | | | |
| 2. Leave and Pension Allowances | 2,161 | 103 | 2,264 |
| 3. Accounts and Audit Establishment | 15 | 4 | 19 |
| Total ... | 2,176 | 107 | 2,283 |

IRRIGATION BRANCH.

BOMBAY PRESIDENCY.

PUBLIC WORKS DEPARTMENT.

ADMINISTRATIVE ACCOUNTS FOR THE YEAR 1922-1923.

MADAG TANK.

TANK PROJECT.

No. 3.—Revenue Account for, and to end of, 1922-1923.

| Receipts. | Total. | | | Charges. | Total. | | |
|---|-----------------|--------------|-----------------|--|-------------------|--------------|-----------------|
| | Previous. | 1922-1923. | Total. | | Previous. | 1922-1923. | Total. |
| | Rs. | Rs. | Rs. | | Rs. | Rs. | Rs. |
| I.—DIRECT RECEIPTS. | | | | I.—EXTENSIONS AND IMPROVEMENTS. | | | |
| 1. Water-rates from Irrigation ... | 1,07,448 | 2,912 | 1,10,360 | 2. Main Canals and Branches ... | 1,537 | ... | 1,537 |
| 5. Plantations ... | 8,040 | 58 | 8,280 | II.—MAINTENANCE AND REPAIRS. | | | |
| 6. Other canal produce ... | | 182 | | | 1. Head Works ... | 2,687 | ... |
| 11. Miscellaneous Receipts ... | 334 | 25 | 359 | 2. Main Canals and Branches ... | 51,245 | 669 | 51,914 |
| Total ... | 1,15,822 | 3,177 | 1,18,999 | Total ... | 53,932 | 669 | 54,601 |
| II.—INDIRECT RECEIPTS. | | | | IV.—ESTABLISHMENT. | | | |
| Irrigation share of Land Revenue collected in the Civil Department. | ... | ... | ... | 1 & 2. Direction and Accounts ... | 38,525 | 1,309 | 39,834 |
| | | | | 3. Executive ... | | | |
| Total, Receipts ... | 1,15,822 | 3,177 | 1,18,999 | Total ... | 38,525 | 1,309 | 39,834 |
| | | | | V.—TOOLS AND PLANT ... | 745 | 29 | 774 |
| | | | | Total ... | 94,739 | 2,007 | 96,746 |
| | | | | Share of Collection Charges in the Civil Department... | 5,397 | 146 | 5,543 |
| | | | | Total, Direct Charges . | 1,00,136 | 2,153 | 1,02,289 |
| | | | | Indirect Charges debitable to Revenue Account as per Account No. 5 ... | 6,036 | 190 | 6,226 |
| | | | | Total, Charges ... | 1,06,172 | 2,343 | 1,08,515 |
| | | | | Balance Net Revenue ... | 9,650 | 834 | 10,484 |
| Grand Total ... | 1,15,822 | 3,177 | 1,18,999 | Grand Total ... | 1,15,822 | 3,177 | 1,18,999 |

N.B.—Last Capital Account detailed in the Administrative Accounts for 1888-89. Construction Estimate closed on 31st March 1889—vide Government Resolution No. 1411, dated 12th September 1893. Completion Report approved in Government Resolution No. 1138 dated 16th July 1894.

IRRIGATION BRANCH.

BOMBAY PRESIDENCY.

PUBLIC WORKS DEPARTMENT.

ADMINISTRATIVE ACCOUNTS FOR THE YEAR 1922-1923.

MADAG TANK.

TANK PROJECT.

No. 4.—Interest Account for, and to end of, 1922-1923.

| | Amount. | | Amount. |
|--|----------|---|----------|
| | Rs. | | Rs. |
| Total interest charges to end of 1921-1922 | 3,40,265 | Net Revenue realized to end of 1921-1922 | 9,650 |
| Interest charges for the year 1922-1923. | 5,362 | Net Revenue realized during 1922-1923. | 834 |
| On Rs. 1,61,248 outlay to end of the year 1916-17 at the average rate 3.3252 per cent. | | | 10,484 |
| Subsequent Outlay nil. | | Balance net interest charges ... | 3,35,143 |
| Total ... | 3,45,627 | Total ... | 3,45,627 |

No. 5.—Account of Indirect Charges for, and to end of, 1922-1923.

| Particulars. | Previous. | 1922-1923. | Total. |
|--|-----------|------------|--------|
| | Rs. | Rs. | Rs. |
| REVENUE— | | | |
| 2. Leave and Pension Allowances | 6,026 | 183 | 6,209 |
| 3. Accounts and Audit Establishment | 10 | 7 | 17 |
| Total ... | 6,036 | 190 | 6,226 |

IRRIGATION BRANCH.

BOMBAY PRESIDENCY.

PUBLIC WORKS DEPARTMENT.

ADMINISTRATIVE ACCOUNTS FOR THE YEAR 1922-1923.

ASUNDI TANK.

TANK PROJECT.

No. 3.—Revenue Account for, and to end of, 1922-1923.

| Receipts. | Total. | | | Charges. | Total. | | | |
|--|---------------|--------------|---------------|---|----------------|-------------------|----------------|------------------|
| | Previous. | 1922-1923. | Total. | | Previous. | 1922-1923. | Total. | |
| | Rs. | Rs. | Rs. | | Rs. | Rs. | Rs. | |
| I.—DIRECT RECEIPTS. | | | | I.—EXTENSIONS AND IMPROVEMENTS. | | | | |
| 1. Water-rates from Irrigation ... | 19,001 | 838 | 19,839 | 1. Head Works ... | 219 | ... | 219 | |
| 5. Plantations... .. | } 2,874 | } ... | } 2,925 | II.—MAINTENANCE AND REPAIRS. | | | | |
| 6. Other canal produce | | | | 51 | | 1. Head Works ... | 28,567 | ... |
| 10. Fines | 19 | ... | 19 | 2. Main Canals and Branches ... | 1,340 | 172 | 1,512 | |
| 11. Miscellaneous Receipts | 38 | 7 | 45 | 3. Distributaries ... | 2,043 | ... | 2,043 | |
| Total .. | 21,932 | 896 | 22,828 | Total ... | 26,950 | 172 | 27,122 | |
| II.—INDIRECT RECEIPTS. | | | | IV.—ESTABLISHMENT. | | | | |
| Irrigation share of Land Revenue collected in the Civil Department ... | 22,454 | 687 | 23,141 | 1 & 2. Direction and Accounts ... | } 22,824 | } 336 | } 23,160 | |
| Total ... | 22,454 | 687 | 23,141 | 3. Executive | | | | Total ... |
| Total, Receipts ... | 44,386 | 1,583 | 45,969 | V.—TOOLS AND PLANT ... | 604 | 8 | 612 | |
| | | | | Total ... | 50,597 | 516 | 51,113 | |
| | | | | Share of Collection Charges in the Civil Department | 3,217 | 111 | 3,328 | |
| | | | | Total, Direct Charges... | 53,814 | 627 | 54,441 | |
| | | | | Indirect Charges debitable to Revenue Account as per Account No. 5 | 3,209 | 49 | 3,258 | |
| | | | | Total, Charges ... | 57,023 | 676 | 57,699 | |
| | | | | Balance Net Revenue ... | -12,637 | 907 | -11,730 | |
| Grand Total ... | 44,386 | 1,583 | 45,969 | Grand Total ... | 44,386 | 1,583 | 45,969 | |

N. F.—Last Capital Account detailed in the Administrative Accounts for 1889-90. Construction Estimate closed on 31st March 1890—vide Government Resolution No. 1411, dated 12th September 1893. Completion Report approved in Government Resolution No. 1138, dated 16th July 1894.

IRRIGATION BRANCH.

BOMBAY PRESIDENCY.

PUBLIC WORKS DEPARTMENT.

ADMINISTRATIVE ACCOUNTS FOR THE YEAR 1922-1923.

ASUNDE TANK.

TANK PROJECT.

No. 4.—Interest Account for, and to end of, 1922-1923.

| | Amount. | | Amount. |
|--|---------|---|----------|
| | Rs. | | Rs. |
| Total interest charges to end of 1921-1922 | 89,454 | Net Revenue realized to end of 1921-1922 | —12,637 |
| Interest charges for the year 1922-1923. | 2,020 | Net Revenue realized during 1922-1923 . | 907 |
| On Rs. 60,741 outlay to end of the year 1916-17 at the average rate 3.3252 per cent. | | | —11,730 |
| Subsequent Outlay <i>nil</i> | | Balance net interest charges ... | 1,03,204 |
| Total ... | 91,474 | Total ... | 91,474 |

No. 5.—Account of Indirect Charges for, and to end of, 1922-1923.

| Particulars. | Previous. | 1922-1923. | Total. |
|--|-----------|------------|--------|
| | Rs. | Rs. | Rs. |
| REVENUE— | | | |
| 1. Capitalized Abatement of Land Revenue... .. | 9 | | 9 |
| 2. Leave and Pension Allowances | 3,196 | 47 | 3,243 |
| 3. Accounts and Audit Establishment | 4 | 2 | 6 |
| Total ... | 3,209 | 49 | 3,258 |

IRRIGATION BRANCH.

BOMBAY PRESIDENCY.

PUBLIC WORKS DEPARTMENT.

ADMINISTRATIVE ACCOUNTS FOR THE YEAR 1922-1923.

DHARMA CANAL.

CANAL PROJECT.

No. 2.—Capital Account for, and to end of, 1922-1923.

| Heads of Account. | DIRECT CHARGES. | | | Cost of construction as now estimated. | Expenditure against closed estimates. |
|--|-----------------|------------|--------|--|---------------------------------------|
| | Previous. | 1922-1923. | Total. | | |
| I.—WORKS. | Rs. | Rs. | Rs. | Rs. | Rs. |
| (1)—Head Works. | | | | | |
| K. Buildings | 2,286 | ... | 2,286 | 2,286 | 2,286 |
| (2)—Main Canals and Branches. | | | | | |
| A. Preliminary Expenses | 1,775 | ... | 1,775 | 1,775 | 1,775 |
| B. Land | 476 | ... | 476 | 476 | 476 |
| D. Regulators | 18,580 | ... | 18,580 | 18,580 | 18,580 |
| F. River and Hill Torrent Works | 18,511 | ... | 18,511 | 18,511 | 18,511 |
| G. Bridges | 868 | ... | 868 | 868 | 868 |
| H. Escapes | 7,510 | ... | 7,510 | 7,510 | 7,510 |
| K. Buildings | 3,385 | ... | 3,385 | 3,385 | 3,385 |
| L. Earth-work | 16,428 | ... | 16,428 | 16,428 | 16,428 |
| O. Miscellaneous | 7,949 | ... | 7,949 | 7,949 | 7,949 |
| Total, Main Canals and Branches ... | 75,482 | ... | 75,482 | 75,482 | 75,482 |
| Total, I.—Works ... | 77,768 | ... | 77,768 | 77,768 | 77,768 |
| II.—ESTABLISHMENT. | | | | | |
| 1 & 2. Direction and Accounts | 16,588 | ... | 16,588 | 16,588 | 16,588 |
| 3. Executive | | | | | |
| Total, Establishment ... | 16,588 | ... | 16,588 | 16,588 | 16,588 |
| III.—TOOLS AND PLANT ... | 1,153 | ... | 1,153 | 1,153 | 1,153 |
| Grand Total ... | 95,509 | ... | 95,509 | 95,509 | 95,509 |
| V.—Less Receipts on Capital Account ... | ... | ... | ... | ... | ... |
| Net Outlay ... | 95,509 | ... | 95,509 | 95,509 | 95,509 |
| APPORTIONMENT. | | | | | |
| Chargeable to 43—Minor Works and Navigation | 95,509 | ... | 95,509 | 95,509 | 95,509 |

IRRIGATION BRANCH.

BOMBAY PRESIDENCY.

PUBLIC WORKS DEPARTMENT.
ADMINISTRATIVE ACCOUNTS FOR THE YEAR 1922-1923.

DHARMA CANAL.

CANAL PROJECT.

No. 3.—Revenue Account for, and to end of, 1922-1923.

| Receipts. | Total. | | | Charges. | Total. | | |
|---|-----------|------------|-----------|--|-----------|------------|---------|
| | Previous. | 1922-1923. | Total. | | Previous. | 1922-1923. | Total. |
| | Rs. | Rs. | Rs. | | Rs. | Rs. | Rs. |
| I.—DIRECT RECEIPTS. | | | | I.—EXTENSIONS AND IMPROVEMENTS. | | | |
| 1. Water-rates from Irrigation ... | 21,875 | 1,245 | 23,120 | 2. Main Canals and Branches ... | 787 | ... | 787 |
| 6. Other canal produce. | 40 | ... | 40 | II.—MAINTENANCE AND REPAIRS. | | | |
| 11. Miscellaneous Receipts ... | 712 | ... | 712 | 1. Head Works ... | 7,717 | ... | 7,717 |
| 12. Deduct—Refunds... | 144 | 25 | 169 | 2. Main Canals and Branches ... | 6,428 | 184 | 6,612 |
| Total ... | 22,483 | 1,220 | 23,703 | 4. Average expenditure before Improvements . | -11,120 | ... | -11,120 |
| | | | | Total ... | 3,025 | 184 | 3,209 |
| II.—INDIRECT RECEIPTS. | | | | IV.—ESTABLISHMENT. | | | |
| Irrigation share of Land Revenue collected in the Civil Department. | 1,76,572 | 20,682 | 1,97,254 | 1 & 2. Direction and Accounts ... | 11,012 | 995 | 12,007 |
| Average Indirect Revenue as per Government Resolution No. A.I.—1650, dated 16th August 1911 ... | -2,08,404 | -23,156 | -2,31,560 | 3. Executive ... | | | |
| Total ... | -31,832 | -2,474 | -34,306 | Total ... | 11,012 | 995 | 12,007 |
| | | | | V.—TOOLS AND PLANT... | 481 | 69 | 550 |
| Total Receipts ... | -9,349 | -1,254 | -10,603 | VI.—REFUNDS OF REVENUE ... | 434 | ... | 434 |
| | | | | Total ... | 15,739 | 1,248 | 16,987 |
| | | | | Share of Collection Charges in the Civil Department ... | -2,060 | -181 | -2,241 |
| | | | | Total, Direct Charges... | 13,679 | 1,067 | 14,746 |
| | | | | Indirect Charges debitable to Revenue Account as per Account No. 5 ... | 1,548 | 141 | 1,689 |
| | | | | Total Charges ... | 15,227 | 1,208 | 16,435 |
| | | | | Balance Net Revenue ... | -24,576 | -2,462 | -27,038 |
| Grand Total ... | -9,349 | -1,254 | -10,603 | Grand Total ... | -9,349 | -1,254 | -10,603 |

IRRIGATION BRANCH.

BOMBAY PRESIDENCY.

PUBLIC WORKS DEPARTMENT.
ADMINISTRATIVE ACCOUNTS FOR THE YEAR 1922-1923.

DHARMA CANAL.

CANAL PROJECT.

No. 4.—Interest Account for, and to end of, 1922-1923.

| | Amount. | | Amount. |
|---|------------|---|-------------|
| Total interest charges to end of 1921-922 ... | Rs. 32,351 | Net Revenue realized to end of 1921-22. | Rs. —24,576 |
| Interest charges for the year 1922-1923. On Rs. 85,536 outlay to end of 1916-17 at the average rate 3·3252 per cent. Rs. 2,844. | 3,390 | Net Revenue realized during 1922-23 ... | —2,462 |
| On subsequent outlay Rs. 9,973 at the average rate 5·48 per cent. Rs. 546. | | Balance net interest charges ... | —27,038 |
| Total ... | 35,741 | Total ... | 62,779 |
| | | | 35,741 |

No. 5.—Account of Indirect Charges for, and to end of, 1922-1923.

| Particulars. | Previous. | 1922-1923. | Total. |
|--|-----------|------------|--------|
| CAPITAL— | Rs. | Rs. | Rs. |
| 1. Capitalized Abatement of Land Revenue ... | 2 | | 2 |
| 2. Leave and Pension Allowances ... | 2,321 | | 2,321 |
| Total ... | 2,323 | | 2,323 |
| REVENUE— | | | |
| 2. Leave and Pension Allowances ... | 1,543 | 139 | 1,682 |
| 3. Audit and Accounts ... | 5 | 2 | 7 |
| Total ... | 1,548 | 141 | 1,689 |

No. 6.—Statement comparing Charges to date with Sanctioned Estimates.

| Particulars. | CHARGES AGAINST CLOSED SANCTIONS. | | | CURRENT SANCTIONS. | | | Total charges to date against old and current sanctions. | REMARKS. |
|---|--|---|--------|--------------------|--------------------------------|------------------------------|--|----------|
| | Expenditure against construction Estimate. | Expenditure against open capital sanctions. | Total. | Charges to date. | Amount of sanctioned Estimate. | Unspent balance of Estimate. | | |
| DIRECT CHARGES. | Rs. | Rs. | Rs. | Rs. | Rs. | Rs. | Rs. | |
| Works ... | 77,768 | ... | 77,768 | ... | ... | ... | 77,768 | |
| Establishment ... | 16,588 | ... | 16,588 | ... | ... | ... | 16,588 | |
| Tools and Plant ... | 1,153 | ... | 1,153 | ... | ... | ... | 1,153 | |
| Total ... | 95,509 | ... | 95,509 | ... | ... | ... | 95,509 | |
| Less—Receipts on Capital Account. | ... | ... | ... | ... | ... | ... | ... | |
| Net Total ... | 95,509 | ... | 95,509 | ... | ... | ... | 95,509 | |
| INDIRECT CHARGES. | | | | | | | | |
| Capitalized Abatement of Land Revenue ... | 2 | ... | 2 | ... | ... | ... | 2 | |
| Leave and Pension Allowances ... | 2,321 | ... | 2,321 | ... | ... | ... | 2,321 | |
| Total ... | 2,323 | ... | 2,323 | ... | ... | ... | 2,323 | |
| Grand Total ... | 97,832 | ... | 97,832 | ... | ... | ... | 97,832 | |

IRRIGATION BRANCH

BOMBAY PRESIDENCY.

PUBLIC WORKS DEPARTMENT.

ADMINISTRATIVE ACCOUNTS FOR THE YEAR 1922-1923.

KA'DWA RIVER WORKS.

CANAL PROJECT.

No. 3.—Revenue Account for, and to end of, 1922-1923.

| Receipts. | Total. | | | Charges. | Total. | | |
|---|-----------|------------|----------|--|-----------|------------|----------|
| | Previous. | 1922-1923. | Total. | | Previous. | 1922-1923. | Total. |
| | Rs. | Rs. | Rs. | | Rs. | Rs. | Rs. |
| I.—DIRECT RECEIPTS. | | | | I.—EXTENSIONS AND IMPROVEMENTS. | | | |
| 1. Water-rates from Irrigation ... | 6,76,369 | 49,176 | 7,25,545 | 1. Head Works ... | 9,577 | 948 | 10,525 |
| 3. Sales of water ... | 456 | ... | 456 | 2. Main Canals and Branches ... | 32,839 | 2,656 | 35,495 |
| 5. Plantations ... | 32,104 | 3,552 | 35,656 | 3. Distributaries ... | 342 | ... | 342 |
| 6. Other Canal Produce ... | | | | | | | |
| 9. Rents of Buildings. | 248 | 287 | 535 | Total ... | 42,758 | 3,604 | 46,362 |
| 10. Fines ... | 1,097 | 116 | 1,213 | II.—MAINTENANCE AND REPAIRS. | | | |
| 11. Miscellaneous receipts ... | 8,407 | 210 | 8,617 | 1. Head Works ... | 72,931 | 2,990 | 75,921 |
| 12. Deduct—Refunds | 50 | ... | 50 | 2. Main Canals and Branches ... | 1,61,829 | 5,869 | 1,67,698 |
| Total ... | 7,18,631 | 53,341 | 7,71,972 | 3. Distributaries ... | 15,321 | 251 | 15,572 |
| | | | | Total ... | 2,50,081 | 9,110 | 2,59,191 |
| II.—INDIRECT RECEIPTS. | | | | IV.—ESTABLISHMENT. | | | |
| Irrigation share of Land Revenue collected in the Civil Department. | ... | ... | ... | 1 & 2. Direction and Accounts ... | 2,90,756 | 10,598 | 3,01,354 |
| Enhanced Revenue as per Government Resolution No. 428, dated 6th August 1875. | 27,915 | 594 | 28,509 | 3. Executive ... | | | |
| Total ... | 27,915 | 594 | 28,509 | Total ... | 2,90,756 | 10,598 | 3,01,354 |
| Total, Receipts ... | 7,46,546 | 53,935 | 8,00,481 | V.—TOOLS AND PLANT ... | 8,185 | 284 | 8,419 |
| Carried over ... | 7,46,546 | 53,935 | 8,00,481 | Carried over ... | 5,91,730 | 23,596 | 6,15,326 |

IRRIGATION BRANCH.

BOMBAY PRESIDENCY.

PUBLIC WORKS DEPARTMENT.

ADMINISTRATIVE ACCOUNTS FOR THE YEAR 1922-1923.

KA DWA RIVER WORKS.

CANAL PROJECT.

No. 3.—Revenue Account for, and to end of, 1922-1923—continued.

| Receipts. | Total. | | | Charges. | Total. | | |
|------------------|-----------|------------|----------|--|-----------|------------|----------|
| | Previous. | 1922-1923. | Total. | | Previous. | 1922-1923. | Total. |
| | Rs. | Rs. | Rs. | | Rs. | Rs. | Rs. |
| Brought over ... | 7,46,546 | 53,935 | 8,00,481 | VI.—REFUNDS OF REVENUE ... | 5,91,730 | 23,596 | 6,15,326 |
| | | | | | 528 | ... | 528 |
| | | | | Total ... | 5,92,258 | 23,596 | 6,15,854 |
| | | | | Share of Collection Charges in the Civil Department . | 33,982 | 2,464 | 36,446 |
| | | | | Total Direct Charges ... | 6,26,240 | 26,060 | 6,52,300 |
| | | | | Indirect Charges debitable to Revenue Account as per Account No. 5 ... | 41,896 | 1,611 | 43,507 |
| | | | | Total, Charges ... | 6,68,136 | 27,671 | 6,95,807 |
| | | | | Balance Net Revenue ... | 78,410 | 26,264 | 1,04,674 |
| Grand Total ... | 7,46,546 | 53,935 | 8,00,481 | Grand Total ... | 7,46,546 | 53,935 | 8,00,481 |

N. B.—Last Capital Account detailed in the Administrative Accounts for 1910-11.

Construction Estimate closed on 31st March 1908—*vide* Government Resolution No. 2245, dated 25th August 1908.

Completion Report approved in Government Resolution No. 1041, dated 29th April 1910.

Note.—Loss of Revenue due to concessions granted for wheat cultivation during the Rabi Season 1916-1917, under Government Resolution No. A.I. 12327, dated 18th December 1917—Rs. 2,460.

No. 4.—Interest Account for, and to end of, 1922-1923.

| | Amount. | | Amount. |
|---|-----------|--|-----------|
| | Rs. | | Rs. |
| Total interest charges to end of 1921-1922 ... | 12,75,871 | Net revenue realized to end of 1921-1922 | 78,410 |
| Interest charges for the year 1922-1923. On Rs. 97,741 outlay to end of 1916-17 at the average rate 3.3252 per cent. Subsequent outlay Nil. | 32,312 | Do. during 1922-1923. | 26,264 |
| | | Balance net interest charges ... | 1,04,674 |
| Total ... | 13,08,183 | Total ... | 12,03,509 |
| | | | 13,08,183 |

No. 5.—Account of Indirect Charges for, and to end of, 1922-1923.

| Particulars. | Previous. | 1921-1922. | Total. |
|--|-----------|------------|--------|
| | Rs. | Rs. | Rs. |
| REVENUE— | | | |
| 1. Capitalized abatement of Land Revenue ... | 11 | | 11 |
| 2. Leave and Pension Allowances ... | 41,663 | 1,484 | 43,147 |
| 3. Audit and Accounts Establishment ... | 222 | 127 | 349 |
| Total ... | 41,896 | 1,611 | 43,507 |

IRRIGATION BRANCH.

BOMBAY PRESIDENCY.

PUBLIC WORKS DEPARTMENT.

ADMINISTRATIVE ACCOUNTS FOR THE YEAR 1922-1923.

CHANKAPUR TANK.

TANK PROJECT.

No. 2.—Capital Account for, and to end of, 1922-1923.

| Heads of Account. | DIRECT CHARGES. | | | Cost of Construction as now estimated. (Construction estimate closed on 31st March 1910.) | Expenditure against closed estimates. |
|--|------------------|---------------|------------------|---|---------------------------------------|
| | Previous. | 1922-1923. | Total. | | |
| | Rs. | Rs. | Rs. | Rs. | Rs. |
| I.—WORKS. | | | | | |
| (1)—Head Works. | | | | | |
| A. Preliminary Expenses ... | 7,678 | ... | 7,678 | 7,678 | 7,678 |
| B. Land ... | 19,056 | ... | 19,056 | 19,056 | 19,056 |
| C. Masonry Works ... | 8,82,680 | ... | 8,82,680 | 8,82,680 | 8,82,680 |
| K. Buildings ... | 11,459 | 1,046 | 12,505 | 18,396 | 11,459 |
| L. Earth-work ... | 1,16,773 | ... | 1,16,773 | 1,16,773 | 1,16,773 |
| P. Maintenance ... | 5,610 | ... | 5,610 | 5,610 | 5,610 |
| Total, Head Works ... | 10,43,256 | 1,046 | 10,44,302 | 10,50,193 | 10,43,256 |
| (2)—Main Canals and Branches. | | | | | |
| A. Preliminary Expenses ... | 1,289 | ... | 1,289 | 1,349 | 349 |
| B. Land ... | 13,151 | —2,986 | 10,165 | 10,589 | 2,102 |
| C. Masonry Works ... | 1,72,245 | 67 | 1,72,312 | 2,13,857 | 1,25,966 |
| C (b). Falls and Weirs ... | 392 | ... | 392 | 392 | 392 |
| C (c). River and Hill Torrent Works ... | 71,143 | ... | 71,143 | | |
| C (e). Bridges ... | 718 | ... | 718 | | |
| K. Buildings ... | 11,990 | 1,047 | 13,037 | 8,730 | 6,148 |
| L. Earth-work ... | 1,71,462 | —155 | 1,71,277 | 2,17,413 | 92,086 |
| M. Plantations ... | 5,183 | ... | 5,183 | 5,183 | 5,183 |
| O. Miscellaneous ... | 4,281 | ... | 4,281 | 521 | |
| P. Maintenance ... | 506 | ... | 506 | 700 | |
| Total, Main Canals and Branches ... | 4,52,360 | —2,057 | 4,50,303 | 4,58,734 | 2,32,226 |
| (3)—Distributaries. | | | | | |
| A. Preliminary Expenses ... | 8,433 | ... | 8,433 | 6,717 | 6,717 |
| B. Land ... | 3,221 | ... | 3,221 | 3,221 | 3,221 |
| C. Masonry Works ... | 5,373 | ... | 5,373 | 5,373 | 5,373 |
| K. Buildings ... | | 3,271 | 3,271 | | |
| L. Earth-work ... | 7,794 | ... | 7,794 | 7,794 | 7,794 |
| O. Miscellaneous ... | 54,694 | 3,508 | 58,202 | 54,939 | 29,380 |
| Total, Distributaries ... | 79,515 | 6,779 | 86,294 | 78,044 | 52,435 |
| Total, I.—Works ... | 15,75,131 | 5,768 | 15,80,899 | 15,86,971 | 13,27,967 |
| Carried over ... | 15,75,131 | 5,768 | 15,80,899 | 15,86,971 | 13,27,967 |

IRRIGATION BRANCH.

BOMBAY PRESIDENCY.

PUBLIC WORKS DEPARTMENT.

ADMINISTRATIVE ACCOUNTS FOR THE YEAR 1922-1923.

CHANKÁPUR TANK.

TANK PROJECT.

No. 2.—Capital Account for, and to end of, 1922-1923—continued.

| Heads of Account. | DIRECT CHARGES. | | | Cost of Construction as now estimated. (Construction estimate closed on 31st March 1910.) | Expenditure against closed estimates. |
|---|-----------------|------------|-----------|---|---------------------------------------|
| | Previous. | 1922-1923. | Total. | | |
| | Rs. | Rs. | Rs. | Rs. | Rs. |
| Brought forward ... | 15,75,131 | 5,768 | 15,80,899 | 15,86,971 | 13,27,967 |
| II.—ESTABLISHMENT. | | | | | |
| 1 & 2. Direction and Accounts ... | 3,34,197 | 1,483 | 3,35,680 | 3,36,690 | 2,78,510 |
| 3. Executive ... | | | | | |
| Total, II.—Establishment ... | 3,34,197 | 1,483 | 3,35,680 | 3,36,690 | 2,78,510 |
| III.—TOOLS AND PLANT | | | | | |
| | 60,876 | 128 | 61,004 | 60,014 | 56,129 |
| Grand Total ... | 19,70,204 | 7,379 | 19,77,583 | 19,83,675 | 16,62,606 |
| V.—Less Receipts on Capital Account | 2,132 | ... | 2,132 | 2,132 | 2,132 |
| Net Outlay ... | 19,68,072 | 7,379 | 19,75,451 | 19,81,543 | 16,60,474 |
| APPORTIONMENT. | | | | | |
| Chargeable to 35.—Construction of Protective Irrigation Works | 18,93,561 | ... | 18,93,561 | 19,81,543 | 16,60,474 |
| Do. 43.—Minor Works and Navigation | 34,316 | ... | 34,316 | | |
| Do. 55.—Construction of Irrigation Works Provincial | 40,195 | 7,379 | 47,574 | | |
| Total ... | 19,68,072 | 7,379 | 19,75,451 | 19,81,543 | 16,60,474 |

IRRIGATION BRANCH

BOMBAY PRESIDENCY.

PUBLIC WORKS DEPARTMENT.

ADMINISTRATIVE ACCOUNTS FOR THE YEAR 1922-1923.

CHANKA'PUR TANK.

TANK PROJECT.

No. 3.—Revenue Account for, and to end of, 1922-1923.

| Receipts. | Total. | | | Charges. | Total. | | |
|---|-----------|------------|----------|--|-----------|------------|----------|
| | Previous. | 1922-1923. | Total. | | Previous. | 1922-1923. | Total. |
| | Rs. | Rs. | Rs. | | Rs. | Rs. | Rs. |
| I.—DIRECT RECEIPTS. | | | | I.—EXTENSIONS AND IMPROVEMENTS. | | | |
| 1. Water-rates from Irrigation ... | 1,76,044 | 34,355 | 2,10,399 | 1. Head Works ... | 7,867 | ... | 7,867 |
| 3. Sales of water ... | 25 | 6 | 31 | 2. Main Canals and Branches ... | 14,352 | 2,759 | 17,111 |
| 5. Plantations ... | 740 | 227 | 1,383 | Total ... | 22,219 | 2,759 | 24,978 |
| 6. Other Canal Produce. } | | | | 416 | | | |
| 9. Rents of Buildings. | 289 | ... | 289 | II.—MAINTENANCE AND REPAIRS. | | | |
| 10. Fines ... | 332 | 82 | 414 | 1. Head Works ... | 45,659 | 4,750 | 50,409 |
| 11. Miscellaneous Receipts ... | 2,436 | 186 | 2,622 | 2. Main Canals and Branches ... | 43,637 | 4,109 | 47,746 |
| 12. Deduct refunds ... | ... | 6 | 6 | 3. Distributaries ... | 5,623 | 1,157 | 6,780 |
| Total ... | 1,79,866 | 35,266 | 2,15,132 | Total ... | 94,919 | 10,016 | 1,04,935 |
| | | | | IV.—ESTABLISHMENT. | | | |
| II.—INDIRECT RECEIPTS. | | | | 1 & 2. Direction and Accounts ... | 79,950 | 10,649 | 90,599 |
| Irrigation share of Land Revenue collected in the Civil Department. | ... | ... | ... | 3. Executive ... | | | |
| | | | | Total ... | 79,950 | 10,649 | 90,599 |
| | | | | V.—TOOLS AND PLANT ... | 4,250 | 255 | 4,535 |
| | | | | VI.—REFUNDS OF REVENUE ... | 40 | ... | 40 |
| | | | | Total ... | 2,01,378 | 23,709 | 2,25,087 |
| | | | | Share of Collection Charges in the Civil Department ... | 8,821 | 1,722 | 10,543 |
| | | | | Total Direct Charges ... | 2,10,199 | 25,431 | 2,35,630 |
| | | | | Indirect Charges debitable to Revenue Account as per Account No. 5 ... | 11,335 | 1,619 | 12,954 |
| Total, Receipts ... | 1,79,866 | 35,266 | 2,15,132 | Total Charges ... | 2,21,534 | 27,050 | 2,48,584 |
| | | | | Balance Net Revenue ... | —41,668 | 8,216 | —33,452 |
| Grand Total ... | 1,79,866 | 35,266 | 2,15,132 | Grand Total ... | 1,79,866 | 35,266 | 2,15,132 |

N. B.—Construction Estimate closed on 31st March 1910—vide G. R. No. 372, dated 1st April 1910.
Completion Report approved in G. R. No. 443, dated 3rd March 1911.

Note.—Loss of Revenue due to concessions granted for wheat cultivation during the Rabi Season 1916-1917 vide G. R. No. A.I.—12327, dated 18th December 1917, Rs. 4,385.

IRRIGATION BRANCH.

BOMBAY PRESIDENCY.

PUBLIC WORKS DEPARTMENT.

ADMINISTRATIVE ACCOUNTS FOR THE YEAR 1922-1923.

CHANKA'PUR TANK.

TANK PROJECT.

No. 4.—Interest Account for, and to end of, 1922-1923.

| | Amount. | | | Amount. | |
|---|------------|--|--|---------------------|-----------|
| | Rs. | | | Rs. | |
| Total interest charges to end of 1921-1922 | 9,82,023 | | Net revenue realized to end of 1921-1922 | | —41,668 |
| Interest charges for the year 1922-1923— | | | | | 8,216 |
| On Rs. 18,41,062 outlay to end of the year 1916-17 at the average rate 3.3252 per cent. | Rs. 61,219 | | Do. | during 1922-1923... | —33,452 |
| On subsequent outlay | „ 7,162 | | | | |
| | 68,381 | | Balance net interest charges | .. | 10,83,856 |
| Total ... | 10,50,404 | | Total .. | | 10,50,404 |

No. 5.—Account of Indirect Charges for, and to end of, 1922-1923.

| Particulars. | Previous. | 1922-1923. | Total. |
|--|-----------|------------|--------|
| | Rs. | Rs. | Rs. |
| CAPITAL— | | | |
| 1. Capitalized abatement of Land Revenue | 18,894 | 1,116 | 20,010 |
| 2. Leave and Pension Allowances | 47,426 | 208 | 47,634 |
| 3. Audit and Accounts Establishment | 311 | 58 | 369 |
| Total .. | 66,631 | 1,382 | 68,013 |
| REVENUE— | | | |
| 2. Leave and Pension Allowances | 11,192 | 1,491 | 12,683 |
| 3. Audit and Accounts Establishment | 143 | 128 | 271 |
| Total ... | 11,335 | 1,619 | 12,954 |

No. 6.—Statement comparing charges to date with sanctioned Estimates.

| Particulars. | CHARGES AGAINST CLOSED SANCTIONS. | | | CURRENT SANCTIONS. | | | Total charges to date against old and current sanctions. | REMARKS. |
|---------------------------------------|--|---|-----------|--------------------|--------------------------------|------------------------------|--|----------|
| | Expenditure against construction Estimate. | Expenditure against open Capital sanctions. | Total. | Charges to date | Amount of sanctioned Estimate. | Unspent balance of Estimate. | | |
| DIRECT CHARGES. | Rs. | Rs. | Rs. | Rs. | Rs. | Rs. | Rs. | |
| Works | 12,04,069 | 1,23,898 | 13,27,967 | 2,52,932 | 2,59,004 | 6,072 | 15,80,899 | |
| Establishment | 2,51,351 | 27,159 | 2,78,510 | 57,170 | 58,180 | 1,010 | 3,35,680 | |
| Tools and Plant | 62,947 | —6,818 | 56,129 | 4,875 | 3,885 | —990 | 61,004 | |
| Total | 15,18,367 | 1,44,239 | 16,62,606 | 3,14,977 | 3,21,069 | 6,092 | 19,77,582 | |
| Less—Receipts on Capital Account. | 2,132 | ... | 2,132 | ... | ... | ... | 2,132 | |
| Net Total | 15,16,235 | 1,44,239 | 16,60,474 | 3,14,977 | 3,21,069 | 6,092 | 19,75,451 | |
| INDIRECT CHARGES. | | | | | | | | |
| Capitalized abatement of Land Revenue | 16,235 | 1,037 | 17,272 | 2,738 | 2,112 | —626 | 20,010 | |
| Leave and Pension Allowances | 35,829 | 3,801 | 39,630 | 8,004 | 8,148 | 142 | 47,634 | |
| Audit and Accounts Establishment | ... | ... | ... | 369 | 93 | —273 | 369 | |
| Total | 52,064 | 4,838 | 56,902 | 11,111 | 10,354 | —757 | 68,013 | |
| Grand Total | 15,68,299 | 1,49,077 | 17,17,376 | 3,26,088 | 3,31,423 | 5,335 | 20,43,464 | |

Revised Estimate sanctioned by the Government of India under their letter No. 12-L, dated 18th January 1921, communicated in Government Order (P.W.D.), No. W.I.—4345, dated 14th March 1921
 G. R. No. 888, dated 11th September 1922
 G. R. No. 2649, dated 26th October 1922
 G. R. No. 8279, dated 16th January 1923

IRRIGATION BRANCH.

BOMBAY PRESIDENCY.

PUBLIC WORKS DEPARTMENT.

ADMINISTRATIVE ACCOUNTS FOR THE YEAR 1922-1923.

PRAVARA RIVER WORKS—LA'KH CANAL.

CANAL PROJECT.

No. 3.—Revenue Account for, and to end of, 1922-1923.

| Receipts. | Total. | | | Charges. | Total. | | |
|---|---------------|--------------|---------------|--|-----------------|--------------|-----------------|
| | Previous. | 1922-1923. | Total. | | Previous. | 1922-1923. | Total. |
| | Rs. | Rs. | Rs. | | Rs. | Rs. | Rs. |
| I.—DIRECT RECEIPTS | | | | I.—EXTENSIONS AND IMPROVEMENTS. | | | |
| 1. Water-rates from Irrigation ... | 63,875 | 942 | 64,817 | 1. Head Works ... | 629 | ... | 629 |
| 3. Sales of water ... | 59 | ... | 59 | 2. Main Canals and Branches ... | 86 | 414 | 500 |
| 5. Plantations ... | 15,310 | 151 | 16,104 | | | | |
| 6. Other Canal Produce ... | | 643 | | | | | |
| 9. Rents of Buildings | 86 | 6 | 92 | | | | |
| 10. Fines ... | 273 | ... | 273 | Total ... | 715 | 414 | 1,129 |
| 11. Miscellaneous Receipts ... | 711 | ... | 711 | II.—MAINTENANCE AND REPAIRS. | | | |
| Total ... | 80,314 | 1,742 | 82,056 | 1. Head Works ... | 10,715 | 403 | 11,118 |
| | | | | 2. Main Canals and Branches ... | 1,46,152 | 1,246 | 1,47,398 |
| II.—INDIRECT RECEIPTS. | | | | 3. Distributaries ... | 5,646 | 104 | 5,750 |
| Irrigation share of Land Revenue collected in the Civil Department ... | ... | ... | ... | Total ... | 1,62,513 | 1,753 | 1,64,266 |
| Revenue for "Galper" land treated as Land Revenue—vide Government Resolution No. 1829, dated 23rd November 1893 ... | 6,876 | 225 | 7,101 | IV.—ESTABLISHMENT. | | | |
| Total ... | 6,876 | 225 | 7,101 | 1 & 2. Direction and Accounts ... | 1,58,001 | 1,723 | 1,59,724 |
| Total Receipts ... | 87,190 | 1,967 | 89,157 | Total ... | 1,58,001 | 1,723 | 1,59,724 |
| Carried over ... | 87,190 | 1,967 | 89,157 | V.—TOOLS AND PLANT ... | 3,055 | 48 | 3,103 |
| | | | | Carried over ... | 3,24,284 | 3,938 | 3,28,222 |

IRRIGATION BRANCH.

BOMBAY PRESIDENCY.

PUBLIC WORKS DEPARTMENT.

ADMINISTRATIVE ACCOUNTS FOR THE YEAR 1922-1923.

PRAYAGA RIVER WORKS—LAKH CANAL.

CANAL PROJECT.

No. 3.—Revenue Account for, and to end of, 1922-1923—continued.

| Receipts. | Total. | | | Charges. | Total. | | |
|---------------------|-----------|------------|--------|--|-----------|------------|-----------|
| | Previous. | 1922-1923. | Total. | | Previous. | 1922-1923. | Total. |
| | Rs. | Rs. | Rs. | | Rs. | Rs. | Rs. |
| Brought forward ... | 87,190 | 1,967 | 89,157 | Brought forward ... | 3,24,284 | 3,938 | 3,28,222 |
| | | | | VI.—REFUNDS OF REVENUE ... | 116 | ... | 116 |
| | | | | Total ... | 3,24,400 | 3,938 | 3,28,338 |
| | | | | Share of Collection Charges in the Civil Department ... | 3,890 | 70 | 3,960 |
| | | | | Total, Direct Charges ... | 3,28,290 | 4,008 | 3,32,298 |
| | | | | Indirect Charges debitable to Revenue Account as per Account No. 5 ... | 23,827 | 263 | 24,090 |
| | | | | Total, Charges ... | 3,52,117 | 4,271 | 3,56,388 |
| | | | | Balance Net Revenue ... | -2,64,927 | -2,304 | -2,67,231 |
| Grand Total ... | 87,190 | 1,967 | 89,157 | Grand Total ... | 87,190 | 1,967 | 89,157 |

N.B.—Last Capital Account detailed in the Administrative Accounts for 1894-95.
Construction Estimate closed on 31st March 1894—*vide* Government Resolution No. 1707, dated 2nd November 1894.
Completion Report approved in Government Resolution No. 87, dated 20th January 1896, and No. 1187, dated 17th August 1896.
Note.—Loss of Revenue due to concessions granted for wheat cultivation during the Rabi season 1916-1917—*vide* Government Resolution No. A. L.—12327, dated 18th December 1917, Rs. 250.

No. 4.—Interest Account for, and to end of, 1922-1923.

| | Amount. | | Amount. |
|--|----------|---|-----------|
| | Rs. | | Rs. |
| Total Interest charges to end of 1921-1922 ... | 7,16,728 | Net revenue realized to end of 1921-22... | -2,64,927 |
| Interest charges for the year 1922-1923 (On Rs. 3,52,446 outlay to end of 1916-17 at the average rate of 3.3252 per cent.) ... | 11,720 | Do. during 1922-23... | - 2,304 |
| Subsequent outlay— <i>nil</i> ... | | | -2,67,231 |
| Total ... | 7,28,518 | Balance net Interest charges ... | 9,95,749 |
| | | Total ... | 7,28,518 |

No. 5.—Account of Indirect Charges for, and to end of, 1922-1923.

| Particulars. | Previous. | 1920-1920 | Total. |
|---|-----------|-----------|--------|
| | Rs. | Rs. | Rs. |
| REVENUE— | | | |
| 2. Leave and Pension Allowances ... | 23,777 | 241 | 24,018 |
| 3. Audit and Accounts Establishment ... | 50 | 22 | 72 |
| Total ... | 23,827 | 263 | 24,090 |

IRRIGATION BRANCH.

BOMBAY PRESIDENCY.

PUBLIC WORKS DEPARTMENT.

ADMINISTRATIVE ACCOUNTS FOR THE YEAR 1922-1923.

GODA'VARI CANAL.

CANAL PROJECT.

No. 2.—Capital Account for, and to end of, 1922-1923.

| Heads of Account. | DIRECT CHARGES. | | | Cost of Construction as now estimated (Construction estimates closed on 31st March 1916). | Expenditure against closed estimates. |
|---|------------------|---------------|------------------|---|---------------------------------------|
| | Previous. | 1922-1923. | Total. | | |
| | Rs. | Rs. | Rs. | Rs. | Rs. |
| I.—WORKS. | | | | | |
| (1)—Head Works. | | | | | |
| A. Preliminary Expenses ... | 5,480 | ... | 5,480 | 5,480 | 5,480 |
| B. Land ... | 9,49,157 | 460 | 9,49,617 | 9,17,341 | 9,15,341 |
| C. Works ... | 32,25,160 | 5,701 | 32,30,861 | 32,47,965 | 31,56,083 |
| K. Buildings ... | 49,527 | 1,936 | 51,463 | 42,777 | 42,777 |
| O. Miscellaneous ... | 152 | ... | 152 | 152 | 152 |
| P. Maintenance ... | 18,007 | ... | 18,007 | 18,007 | 18,007 |
| Total Head Works ... | 42,47,483 | 8,097 | 42,55,580 | 42,31,722 | 41,37,840 |
| (2)—Main Canals and Branches. | | | | | |
| A. Preliminary Expenses ... | 29,652 | ... | 29,652 | 29,652 | 29,652 |
| B. Land ... | 1,07,788 | ... | 1,07,788 | 1,06,806 | 1,06,542 |
| D. Regulators ... | 29,752 | ... | 29,752 | 30,011 | 28,177 |
| F. River and Hill Torrent Works ... | 11,01,009 | ... | 11,01,009 | 11,04,340 | 10,86,087 |
| G. Bridges ... | 1,03,799 | 3,363 | 1,07,162 | 1,13,828 | 92,651 |
| H. Escapes ... | 20,437 | ... | 20,437 | 20,431 | 18,989 |
| K. Buildings ... | 1,91,032 | 3,823 | 1,94,855 | 1,95,274 | 1,88,165 |
| L. Earth-work ... | 17,59,961 | 6,648 | 17,66,609 | 17,62,561 | 17,18,741 |
| M. Plantations ... | 8,907 | ... | 8,907 | 8,907 | 8,907 |
| O. Miscellaneous ... | 15,350 | ... | 15,350 | 12,680 | 12,680 |
| P. Maintenance ... | 16,033 | ... | 16,033 | 16,318 | 15,318 |
| Total Main Canals and Branches ... | 33,83,720 | 13,834 | 33,97,554 | 34,00,808 | 33,05,909 |
| (3)—Distributaries. | | | | | |
| A. Preliminary Expenses ... | 11,663 | 367 | 12,030 | 13,483 | 8,762 |
| B. Land ... | 23,063 | ... | 23,063 | 30,081 | 26,513 |
| C. Works ... | 1,11,137 | ... | 1,11,137 | 1,10,729 | 1,00,642 |
| L. Earth-work ... | 1,74,380 | ... | 1,74,380 | 1,73,917 | 1,73,319 |
| O. Miscellaneous ... | 2,09,157 | ... | 2,09,157 | 2,04,266 | 1,65,968 |
| Total Distributaries ... | 5,34,400 | 367 | 5,34,767 | 5,32,476 | 4,75,204 |
| Liabilities on completed works ... | ... | ... | ... | 8,967 | ... |
| Total I.—Works ... | 81,65,603 | 22,298 | 81,87,901 | 81,68,973 | 79,18,953 |
| II.—ESTABLISHMENT. | | | | | |
| 1 & 2. Direction and Accounts ... | 13,26,154 | 5,732 | 13,31,886 | 12,96,691 | 12,46,359 |
| 3. Executive ... | | | | | |
| Total Establishment ... | 13,26,154 | 5,732 | 13,31,886 | 12,96,691 | 12,46,359 |
| III.—Tools and Plant ... | 2,26,476 | 498 | 2,26,974 | 2,26,018 | 2,22,561 |
| IV.—Suspense Accounts ... | ... | ... | ... | 2,245 | 2,245 |
| Grand Total ... | 97,18,233 | 28,528 | 97,46,761 | 96,93,927 | 93,90,113 |
| V.—Less Receipts on Capital Account ... | 2,026 | ... | 2,026 | 2,026 | 2,026 |
| Net Outlay ... | 97,16,207 | 28,528 | 97,44,735 | 96,91,901 | 93,88,092 |
| APPORTIONMENT. | | | | | |
| Chargeable to 35—Construction of Protective Irrigation Works ... | 96,67,046 | ... | 96,67,046 | 96,91,901 | 93,88,092 |
| Chargeable to 55.—Construction of Irrigation Works—Provincial ... | 49,161 | 28,528 | 77,689 | | |
| Total ... | 97,16,207 | 28,528 | 97,44,735 | 96,91,901 | 93,88,092 |

IRRIGATION BRANCH.

BOMBAY PRESIDENCY.

PUBLIC WORKS DEPARTMENT.

ADMINISTRATIVE ACCOUNTS FOR THE YEAR 1922-1923.

GODA'VARI CANAL.

CANAL PROJECT.

No. 3.—Revenue Account for, and to end of, 1922-1923.

| Receipts. | Total. | | | Charges. | Total. | | |
|---|-----------|------------|-----------|--|-----------|------------|-----------|
| | Previous. | 1922-1923. | Total. | | Previous. | 1922-1923. | Total. |
| | Rs. | Rs. | Rs. | | Rs. | Rs. | Rs. |
| I.—DIRECT RECEIPTS. | | | | I.—EXTENSIONS AND IMPROVEMENTS. | | | |
| 1. Water-rates from Irrigation ... | 27,79,273 | 5,11,872 | 32,91,145 | 1. Head Works ... | 11,059 | 2,266 | 13,325 |
| 3. Sales of water ... | 14,693 | 2,898 | 17,591 | 2. Main Canals and Branches ... | 48,575 | 8,233 | 56,808 |
| 4. Water supply of towns ... | ... | 3,233 | 3,233 | 3. Distributaries ... | 386 | 5,075 | 5,461 |
| 5. Plantations ... | 3,055 | 104 | 3,159 | Total ... | 60,020 | 15,574 | 75,594 |
| 6. Other Canal Produce ... | 4,911 | 687 | 5,598 | II.—MAINTENANCE AND REPAIRS. | | | |
| 8. Navigation ... | 55 | 23 | 78 | 1. Head Works ... | 1,00,934 | 10,762 | 1,11,696 |
| 9. Rents of Buildings. | 4,220 | 597 | 4,817 | 2. Main Canals and Branches ... | 5,98,460 | 70,322 | 6,68,782 |
| 10. Fines ... | 4,360 | 1,156 | 5,516 | 3. Distributaries .. | 76,433 | 23,557 | 99,990 |
| 11. Miscellaneous Receipts ... | 70,741 | 18,199 | 88,940 | Total ... | 7,75,827 | 1,04,641 | 8,80,468 |
| 12. Deduct—Refunds. | 859 | 363 | 1,222 | IV.—ESTABLISHMENT. | | | |
| Total ... | 28,80,449 | 5,38,406 | 34,18,855 | 1 & 2. Direction and Accounts ... | 5,27,154 | 95,883 | 6,23,037 |
| | | | | 3. Executive ... | | | |
| | | | | Total ... | 5,27,154 | 95,883 | 6,23,037 |
| | | | | V.—TOOLS AND PLANT ... | 17,021 | 2,779 | 19,800 |
| | | | | VI.—REFUNDS OF REVENUE | 43,571 | ... | 43,571 |
| | | | | Less—Receipts on Revenue Account ... | ... | 95 | 95 |
| | | | | Total ... | 14,23,593 | 2,18,732 | 16,42,375 |
| | | | | Share of Collection Charges in the Civil Department ... | 1,41,695 | 26,395 | 1,68,090 |
| II.—INDIRECT RECEIPTS. | | | | Total direct Charges ... | 15,65,288 | 2,45,177 | 18,10,465 |
| Irrigation share of Land Revenue collected in the Civil Department. | ... | ... | ... | Indirect Charges debitable to Revenue Account as per Account No. 5 ... | 74,928 | 14,626 | 89,554 |
| Total, Receipts ... | 28,80,449 | 5,38,406 | 34,18,855 | Total Charges ... | 16,40,216 | 2,59,803 | 19,00,019 |
| | | | | Balance Net Revenue ... | 12,40,233 | 2,78,608 | 15,18,836 |
| Grand Total ... | 28,80,449 | 5,38,406 | 34,18,855 | Grand Total ... | 28,80,449 | 5,38,406 | 34,18,855 |

N. B.—Construction Estimate closed on 31st March 1916—vide Government Order No. A. I.—3470, dated 28th March 1916.

Note.—Loss of Revenue due to concessions granted for wheat cultivation during the Rabi season 1916-1917—vide Government Resolution No. A. I.—12927, dated 18th December 1917, Rs. 81,760.

IRRIGATION BRANCH.

BOMBAY PRESIDENCY.

PUBLIC WORKS DEPARTMENT.

ADMINISTRATIVE ACCOUNTS FOR THE YEAR 1922-1923.

GODA'WARI CANAL.

CANAL PROJECT.

No. 4.—Interest Account for, and to end of, 1922-1923.

| | Amount. | | | Amount. | |
|---|------------------|--------|---|---------|------------------|
| | Rs. | | | Rs. | |
| Total interest charges to end of 1921-1922 | 36,95,180 | | Net revenue realized to end of 1921-1922 | | 12,40,233 |
| Interest charges for the year 1922-1923. On Rs. 95,21,042 outlay to end of the year 1916-17 at the average rate 3'8252 per cent. 3,16,594 | 3,28,071 | | Net revenue realized during 1922-1923 | | 2,78,603 |
| Subsequent outlay Rs. 2,09,429 (from 1917-18 to 1921-22 and half of 1922-23) at the average rate 5'48 per cent. ... | | 11,477 | | | 15,18,836 |
| | | | Balance net interest charges ... | | 25,04,365 |
| Total ... | 40,23,201 | | Total ... | | 40,23,201 |

No. 5.—Account of Indirect Charges for, and to end of, 1922-1923.

| Particulars. | Previous. | 1922-1923. | Total. |
|---|-----------------|---------------|-----------------|
| | Rs. | Rs. | Rs. |
| CAPITAL— | | | |
| 1. Capitalized abatement of Land Revenue | 3,09,393 | 1,758 | 3,11,151 |
| 2. Leave and Pension Allowances | 1,85,659 | 802 | 1,86,461 |
| 3. Audit and Accounts Establishment | 380 | 233 | 603 |
| Total ... | 4,95,432 | 2,783 | 4,98,215 |
| REVENUE— | | | |
| 1. Capitalized statement of Land Revenue | ... | ... | ... |
| 2. Leave and Pension Allowances | 73,799 | 13,424 | 87,223 |
| 3. Audit and Accounts Establishment | 1,129 | 1,202 | 2,331 |
| Total ... | 74,928 | 14,626 | 89,554 |

No. 6.—Statement comparing Charges to date with sanctioned Estimates.

| Particulars. | CHARGES AGAINST CLOSED SANCTIONS. | | | CURRENT SANCTIONS. | | | Total charges to date against old and current sanctions. | Remarks. |
|--|--|---|------------------|--------------------|--------------------------------|------------------------------|--|---|
| | Expenditure against construction Estimate. | Expenditure against open Capital sanctions. | Total. | Charges to date. | Amount of sanctioned Estimate. | Unspent balance of Estimate. | | |
| | Rs. | Rs. | Rs. | Rs. | Rs. | Rs. | Rs. | |
| DIRECT CHARGES. | | | | | | | | |
| Works ... | 78,92,733 | 26,220 | 79,18,953 | 2,64,948 | 2,50,020 | —18,928 | 81,87,901 | Rs. 2,00,549 4,641 1,863 76,184 21,916 1,660 4,068 3,744 2,674 Total ... 3,16,793 |
| Establishment ... | 12,40,613 | 5,746 | 12,46,359 | 85,527 | 50,932 | —35,195 | 13,31,886 | |
| Tools and Plant ... | 2,21,997 | 564 | 2,22,561 | 4,413 | 3,457 | —956 | 2,26,974 | |
| Suspense Accounts ... | 2,245 | ... | 2,245 | —2,245 | ... | 2,245 | ... | |
| Total ... | 93,57,588 | 32,530 | 93,90,118 | 3,56,643 | 3,03,809 | —52,834 | 97,46,761 | |
| Less—Receipts on Capital Account... | 2,026 | ... | 2,026 | ... | ... | ... | 2,026 | |
| Net Total ... | 93,55,562 | 32,530 | 93,88,092 | 3,56,643 | 3,03,809 | —52,834 | 97,44,735 | |
| INDIRECT CHARGES. | | | | | | | | |
| Capitalized abatement of Land Revenue ... | 3,07,005 | ... | 3,07,005 | 4,146 | 5,832 | 1,686 | 3,11,151 | |
| Leave and Pension Allowances ... | 1,73,684 | 804 | 1,74,488 | 11,973 | 7,049 | —4,924 | 1,86,461 | |
| Audit and Accounts Establishment ... | ... | ... | ... | 603 | 103 | —500 | 603 | |
| Total ... | 4,80,689 | 804 | 4,81,493 | 16,722 | 12,984 | —3,738 | 4,98,215 | |
| Grand Total ... | 98,36,251 | 33,334 | 98,69,585 | 3,73,365 | 3,16,793 | —56,572 | 1,02,42,950 | |

Extract paragraph 1 of Government of India (Public Works Department) letter No. 5941, dated 31st October 1917, communicated under Government memorandum (Public Works Department) No. L-109, dated 5th January 1918

G. R. (P.W.D.) No. W.I.-5085, dated 18th May 1918

G. R. (P.W.D.) No. W.I.-10391, dated 24th August 1918

G. R. (P.W.D.) No. W.I.-2327, dated 18th March 1919

G. O. (P.W.D.) No. W.I.-14600, dated 27th September 1921

G. R. No. 2146, dated 6th August 1922

G. R. No. 8347, dated 11th October 1922

G. R. No. 8393, dated 11th January 1923

G. R. No. 8394, dated 11th January 1923

IRRIGATION BRANCH.

BOMBAY PRESIDENCY.

PUBLIC WORKS DEPARTMENT.

ADMINISTRATIVE ACCOUNTS FOR THE YEAR 1922-1923.

PRAVARA RIVER CANAL.

CANAL PROJECT.

No. 2.—Capital Account for, and to end of, 1922-1923.

| Heads of Account. | DIRECT CHARGES. | | | Cost of construction as now estimated. | Expenditure against closed estimates. |
|--|------------------|-----------------|------------------|--|---------------------------------------|
| | Previous. | 1922-1923. | Total. | | |
| | Rs. | Rs. | Rs. | Rs. | Rs. |
| I.—WORKS. | | | | | |
| (1)—Head Works. | | | | | |
| A. Preliminary Expenses ... | 5,364 | 285 | 5,649 | 7,834 | |
| B. Land ... | 87,412 | 143 | 87,555 | 1,10,512 | |
| C. Works ... | 46,42,924 | 4,84,611 | 51,31,535 | 56,31,711 | |
| K. Buildings ... | 56,430 | 27,969 | 84,399 | 98,965 | |
| O. Miscellaneous ... | 68,188 | 79,480 | 1,47,668 | 1,89,274 | |
| P. Maintenance ... | 55,462 | 4,639 | 60,101 | 90,795 | |
| Total, Head Works ... | 49,15,780 | 6,01,127 | 55,16,907 | 61,29,091 | |
| (2)—Main Canals and Branches. | | | | | |
| A. Preliminary Expenses ... | 12,760 | ... | 12,760 | 13,677 | |
| B. Land ... | 62,454 | ... | 62,454 | 84,787 | |
| D. Regulators ... | 50,014 | ... | 50,014 | 50,350 | |
| E. Falls and Weirs ... | 15,649 | ... | 15,649 | 15,648 | |
| F. River and Hill torrent works ... | 4,77,748 | ... | 4,77,748 | 4,77,750 | |
| G. Bridges ... | 1,10,135 | ... | 1,10,135 | 1,10,146 | |
| H. Escapes ... | 20,160 | ... | 20,160 | 20,161 | |
| K. Buildings ... | 1,50,606 | 87,447 | 2,38,053 | 4,23,523 | |
| L. Earth-work ... | 15,88,877 | ... | 15,88,877 | 15,90,908 | |
| M. Plantations ... | 73,976 | 4,770 | 78,746 | 1,06,203 | |
| O. Miscellaneous ... | 31,600 | ... | 31,600 | 35,203 | |
| P. Maintenance ... | 34,219 | ... | 34,219 | 38,341 | |
| Total, Main Canals and Branches ... | 26,28,198 | 92,217 | 27,20,415 | 29,71,697 | |
| Carried over ... | 75,43,978 | 6,93,344 | 82,37,322 | 91,00,788 | |

IRRIGATION BRANCH.

BOMBAY PRESIDENCY.

PUBLIC WORKS DEPARTMENT.

ADMINISTRATIVE ACCOUNTS FOR THE YEAR 1922-1923.

PRAVARA RIVER CANAL.

CANAL PROJECT.

No. 2.—Capital Account for, and to end of, 1922-1923—continued.

| Heads of Account. | DIRECT CHARGES. | | | Cost of construction as now estimated. | Expenditure against closed estimates. |
|--|-----------------|-----------|-------------|--|---------------------------------------|
| | Previous. | 1922-23. | Total. | | |
| | Rs. | Rs. | Rs. | Rs. | Rs. |
| Brought forward ... | 75,43,978 | 6,93,344 | 82,37,322 | 91,00,788 | |
| I.—WORKS—continued. | | | | | |
| (3)—Distributaries. | | | | | |
| A. Preliminary Expenses ... | 11,523 | ... | 11,523 | 15,969 | |
| B. Land ... | 59,481 | 7,375 | 66,856 | 94,319 | |
| C. Works ... | 2,65,350 | 26,178 | 2,91,528 | 4,22,058 | |
| L. Earth-work ... | 1,92,887 | 3,643 | 1,96,530 | | |
| O. Miscellaneous ... | 3,19,563 | 439 | 3,20,002 | 6,47,433 | |
| P. Maintenance ... | 296 | 754 | 1,050 | | |
| Total, Distributaries ... | 8,49,100 | 38,389 | 8,87,489 | 11,79,779 | |
| (5) Water Courses. | | | | | |
| A. Preliminary Expenses ... | | ... | | | |
| B. Land ... | | ... | | | |
| C. Works ... | | 39,415 | 39,415 | | |
| L. Earth-work ... | | 21,323 | 21,323 | | |
| O. Miscellaneous ... | | 33,118 | 33,118 | | |
| P. Maintenance ... | | 112 | 112 | | |
| Total Water Courses ... | | 93,968 | 93,968 | | |
| (6) Special Tools and Plant ... | 4,87,175 | 50,720 | 5,37,895 | 4,06,135 | |
| Total, I.—Works ... | 88,80,253 | 8,76,421 | 97,56,674 | 1,06,86,702 | |
| II.—ESTABLISHMENT. | | | | | |
| 1 & 2. Direction and Accounts ... | 20,40,162 | 2,25,316 | 22,65,478 | 24,04,508 | |
| 3. Executive ... | | | | | |
| Total, II.—Establishment ... | 20,40,162 | 2,25,316 | 22,65,478 | 24,04,508 | |
| III.—TOOLS AND PLANT ... | 2,60,824 | 21,303 | 2,82,127 | 3,20,601 | |
| IV.—Suspense Accounts ... | 194 | —190 | 4 | | |
| Grand Total .. | 1,11,81,433 | 11,22,850 | 1,23,04,283 | 1,34,11,811 | |
| V.—Less Receipts on Capital Account. | 13,381 | 2,331 | 15,712 | 9,320 | |
| Net Outlay ... | 1,11,68,052 | 11,20,519 | 1,22,88,571 | 1,34,02,491 | |
| APPORTIONMENT. | | | | | |
| Chargeable to 35—Construction of Protective Irrigation Works, Imperial ... | 96,49,879 | ... | 96,49,879 | 1,34,02,391 | |
| Chargeable to 43—Minor Works and Navigation ... | 22,623 | ... | 22,623 | | |
| Chargeable to 33—Famine Relief ... | 5,13,868 | ... | 5,13,868 | | |
| Chargeable to 55—Construction of Irrigation Works, Provincial ... | 9,81,682 | 11,20,519 | 21,02,201 | | |
| Total ... | 1,11,68,052 | 11,20,519 | 1,22,88,571 | 1,34,02,491 | |

IRRIGATION BRANCH.

BOMBAY PRESIDENCY.

PUBLIC WORKS DEPARTMENT.

ADMINISTRATIVE ACCOUNTS FOR THE YEAR 1922-1923.

PRAVARA RIVER CANAL.

CANAL PROJECT.

No. 3.—Revenue Account for, and to end of, 1922-1923.

| Receipts. | Total. | | | Charges. | Total. | | |
|--|-----------|------------|----------|--|-----------|------------|----------|
| | Previous. | 1922-1923. | Total. | | Previous. | 1922-1923. | Total. |
| | Rs. | Rs. | Rs. | | Rs. | Rs. | Rs. |
| I.—DIRECT RECEIPTS. | | | | I.—EXTENSIONS AND IMPROVEMENTS. | | | |
| 1. Water-rates from Irrigation ... | 1,66,186 | 52,322 | 2,18,508 | 2. Main Canals and Branches ... | 5,000 | 498 | 5,498 |
| 3. Sales of water ... | 138 | 31 | 169 | II.—MAINTENANCE AND REPAIRS. | | | |
| 5. Plantations ... | 3,948 | 2,590 | 6,538 | 2. Main Canals and Branches ... | 1,24,627 | 17,115 | 1,41,742 |
| 6. Other Canal Produce ... | 1,227 | 240 | 1,467 | 3. Distributaries ... | 10,421 | 4,471 | 14,892 |
| 9. Rents of Buildings. | 789 | 2 | 791 | Total ... | 1,35,048 | 21,686 | 1,56,634 |
| 10. Fines ... | 290 | 9 | 299 | IV.—ESTABLISHMENT. | | | |
| 11. Miscellaneous Receipts ... | 2,578 | 450 | 3,028 | 1 & 2. Direction and Accounts ... | 90,267 | 17,561 | 1,07,828 |
| Total ... | 1,75,156 | 55,644 | 2,30,800 | 3. Executive ... | | | |
| | | | | Total ... | 90,267 | 17,561 | 1,07,828 |
| | | | | V.—TOOLS AND PLANT ... | 3,037 | 493 | 3,530 |
| II.—INDIRECT RECEIPTS. | | | | VI.—REFUNDS OF REVENUE ... | 462 | ... | 462 |
| Irrigation share of Land Revenue collected in the Civil Department ... | ... | ... | ... | Total ... | 2,33,814 | 40,138 | 2,73,952 |
| | | | | Share of Collection Charges in the Civil Department ... | 8,319 | 2,617 | 10,936 |
| Total Receipts ... | 1,75,156 | 55,644 | 2,30,800 | Total, Direct Charges ... | 2,42,133 | 42,755 | 2,84,888 |
| | | | | Indirect Charges debitable to Revenue Account as per Account No. 5 ... | 12,833 | 2,680 | 15,513 |
| | | | | Total, Charges ... | 2,54,966 | 45,435 | 3,00,401 |
| | | | | Balance Net Revenue ... | -79,810 | 10,209 | -69,601 |
| Grand Total ... | 1,75,156 | 55,644 | 2,30,800 | Grand Total ... | 1,75,156 | 55,644 | 2,30,800 |

Note.—Loss of Revenue due to concessions granted for wheat cultivation during the Rabi Season 1916-1917, vide G.R. No. A.I. 12327 dated 18th December 1917, Rs. 732.

IRRIGATION BRANCH.

BOMBAY PRESIDENCY.

PUBLIC WORKS DEPARTMENT.

ADMINISTRATIVE ACCOUNTS FOR THE YEAR 1922-1923.

PRAVARA RIVER CANALS.

CANAL PROJECT.

No. 4.—Interest Account for, and to end of, 1922-1923.

| | Amount. | | Amount. |
|--|-----------|--|-----------|
| | Rs. | | Rs. |
| Total interest charges to end of 1921-1922 ... | 25,11,821 | Net Revenue realized to end of 1921-1922 ... | —79,810 |
| Interest charges for the year 1922-1923 ... | 5,01,709 | Do. during 1922-1922 ... | 10,209 |
| On Rs. 65,43,657 outlay to end of the year 1916-17 at the average rate 3.3252 per cent. Rs. 2,17,590 ... | | | —69,601 |
| On subsequent outlay 51,84,631 (from 1917-18 to 1921-22 and half of 1922-23.) Rs. 2,84,119 ... | | Balance net interest charges ... | 30,83,131 |
| Total ... | 30,13,530 | Total ... | 30,13,530 |

No. 5.—Account of Indirect Charges for, and to end of, 1922-1923.

| Particulars. | Previous. | 1922-1923. | Total. |
|--|-----------|------------|----------|
| | Rs. | Rs. | Rs. |
| CAPITAL— | | | |
| 1. Capitalized abatement of Land Revenue ... | 64,734 | 1,797 | 66,531 |
| 2. Leave and Pension Allowances ... | 2,85,623 | 31,544 | 3,17,167 |
| 3. Audit and Accounts Establishment ... | 7,591 | 8,764 | 16,355 |
| Total .. | 3,57,948 | 42,105 | 4,00,053 |
| REVENUE— | | | |
| 2. Leave and Pension Allowances ... | 12,638 | 2,459 | 15,097 |
| 3. Audit and Accounts Establishment ... | 196 | 221 | 416 |
| Total ... | 12,833 | 2,680 | 15,513 |

IRRIGATION BRANCH.

BOMBAY PRESIDENCY.

PUBLIC WORKS DEPARTMENT.

ADMINISTRATIVE ACCOUNTS FOR THE YEAR 1922-1923.

PRAVARA RIVER CANALS.

No. 6.—Statement comparing Charges to date with sanctioned Estimates.

| Particulars. | CHARGES AGAINST CLOSED SANCTIONS. | | | CURRENT SANCTIONS. | | | Total charges to date against old and current sanctions. | REMARKS. |
|---|--|---|--------|--------------------|--------------------------------|-------------------------------|--|---|
| | Expenditure against construction Estimate. | Expenditure against open Capital sanctions. | Total. | Charges to date. | Amount of sanctioned Estimate. | 'Unspent balance of Estimate. | | |
| | Rs. | Rs. | Rs. | Rs. | Rs. | Rs. | Rs. | |
| DIRECT CHARGES. | | | | | | | | |
| Works ... | ... | ... | ... | 97,56,874 | 1,06,88,702 | 9,30,028 | 97,56,874 | Second Revised estimate for the Pravara River Canal Project as sanctioned by the Secretary of State communicated in Government of India's No. 171-I. of 24th June 1922. vide Government Resolution No. 2215, dated 30th October 1922, Rs. 1,50,88,481. Deduct—Estimate of the undermentioned works, as their separate accounts have been prepared as one account for the whole project has been kept in abeyance pending the new project is completed sufficiently to give water to the other canals, vide Government of India's No. 1951-I. of 18th September 1908, communicated in Government Resolution No. 2721 of 20th October 1908:— Rs. Málsádevi Tank ... 3,14,574 Pravara Left Bank Canal ... 3,47,550 Lákh Canal ... 3,71,891 Rs. 10,34,015 |
| Establishment ... | ... | ... | ... | 22,65,478 | 24,04,508 | 1,39,013 | 22,65,478 | |
| Tools and Plant ... | ... | ... | ... | 2,82,127 | 3,20,601 | 38,474 | 2,82,127 | |
| Suspense Account ... | .. | ... | ... | 4 | ... | —4 | 4 | |
| Total ... | ... | ... | ... | 1,23,04,288 | 1,34,11,811 | 11,07,528 | 1,23,04,283 | |
| Less—Receipts on Capital Account. | ... | ... | ... | 15,712 | 9,320 | —6,392 | 15,712 | |
| Net Total ... | ... | ... | ... | 1,22,88,571 | 1,34,02,491 | 11,13,920 | 1,22,88,571 | |
| INDIRECT CHARGES. | | | | | | | | |
| Capitalized abatement of Laud Revenue ... | ... | ... | ... | 66,531 | 3,10,348 | 2,43,812 | 66,531 | |
| Leave and Pension Allowances ... | ... | ... | ... | 3,17,167 | 3,36,632 | 19,465 | 3,17,167 | |
| Audit and Accounts Establishment ... | ... | ... | ... | 16,355 | ... | —16,355 | 16,355 | |
| Total ... | ... | ... | ... | 4,00,053 | 6,46,975 | 2,46,922 | 4,00,053 | |
| Grand Total ... | ... | ... | ... | 1,26,88,624 | 1,40,49,466 | 13,60,842 | 1,26,88,624 | |

IRRIGATION BRANCH.

BOMBAY PRESIDENCY.

PUBLIC WORKS DEPARTMENT.

ADMINISTRATIVE ACCOUNTS FOR THE YEAR 1922-1923.

PARSUL TANK.

TANK PROJECT.

No. 3.—Revenue Account for, and to end of, 1922-1923.

| Receipts. | Total. | | | Charges. | Total. | | |
|---|---------------|--------------|---------------|--|---------------|--------------|---------------|
| | Previous. | 1922-1923. | Total. | | Previous. | 1922-1923. | Total. |
| | Rs. | Rs. | Rs. | | Rs. | Rs. | Rs. |
| I.—DIRECT RECEIPTS. | | | | I.—EXTENSIONS AND IMPROVEMENTS. | | | |
| 1. Water-rates from Irrigation ... | 85,885 | 5,332 | 91,217 | 1. Head Works ... | 3,707 | ... | 3,707 |
| 5. Plantations... } | 689 | ... | 691 | II.—MAINTENANCE AND REPAIRS. | | | |
| 6. Other canal produce... } | ... | 2 | ... | 1. Head Works ... | 8,798 | 590 | 9,388 |
| 7. Water power ... | 1,199 | ... | 1,199 | 2. Main Canals and Branches ... | 16 | ... | 16 |
| 9. Rents of buildings ... | 1 | ... | 1 | 3. Distributaries ... | 4,200 | 46 | 4,246 |
| 10. Fines ... | 22 | ... | 22 | Total ... | 13,009 | 636 | 13,645 |
| 11. Miscellaneous Receipts ... | 468 | 70 | 538 | IV.—ESTABLISHMENT: | | | |
| Total ... | 88,264 | 5,404 | 93,668 | 1 & 2. Direction and Accounts ... | 23,331 | 530 | 23,861 |
| | | | | 3. Executive ... | ... | ... | ... |
| II.—INDIRECT RECEIPTS. | | | | Total ... | 23,331 | 530 | 23,861 |
| Irrigation share of Land Revenue collected in the Civil Department... | ... | ... | ... | V.—TOOLS AND PLANT ... | 980 | 14 | 994 |
| | | | | VI.—REFUNDS OF REVENUE ... | 177 | ... | 177 |
| Total, Receipts ... | 88,264 | 5,404 | 93,668 | Total ... | 41,204 | 1,180 | 42,384 |
| | | | | Share of Collection Charges in the Civil Department ... | 4,295 | 267 | 4,562 |
| | | | | Total, Direct Charges ... | 45,499 | 1,447 | 46,946 |
| | | | | Indirect Charges debitable to Revenue Account as per Account No. 5 ... | 3,269 | 80 | 3,349 |
| | | | | Total, Charges ... | 48,768 | 1,527 | 50,295 |
| | | | | Balance Net Revenue ... | 39,496 | 3,877 | 43,373 |
| Grand Total ... | 88,264 | 5,404 | 93,668 | Grand Total ... | 88,264 | 5,404 | 93,668 |

N. B.—Last Capital Account detailed in the Administrative Accounts for 1897-98. Construction Estimate closed on 31st March 1896—vide Government Resolution No. 396, dated 14th March 1896. Completion Report approved in Government Resolution No. 241, dated 17th January 1896.

Note.—Loss of revenue due to concessions granted for wheat cultivation during the Rabi Season 1916-17—vide Government Resolution No. A.I.—12327, dated 18th December 1917, Ra. 637.

IRRIGATION BRANCH.

BOMBAY PRESIDENCY.

PUBLIC WORKS DEPARTMENT.

ADMINISTRATIVE ACCOUNTS FOR THE YEAR 1922-1923.

PABSUL TANK.

TANK PROJECT.

No. 4.—Interest Account for, and to end of, 1922-1923.

| | Amount. | | Amount. |
|--|----------|---|----------|
| | Rs. | | Rs. |
| Total interest charges to end of 1921-1922 | 2,77,099 | Net Revenue realized to end of 1921-1922 | 39,496 |
| Interest charges for the year 1922-1923 | 6,917 | Net Revenue realized during 1922-1923 | 3,877 |
| On Rs. 2,08,007 outlay to end of the year 1916-17 at the average rate 3.3252 per cent. | ... | | 43,373 |
| | | Balance net interest charges | 2,40,643 |
| Total | 2,84,016 | Total | 2,84,016 |

No. 5.—Account of Indirect Charges for, and to end of, 1922-1923.

| Particulars. | Previous. | 1922-1923. | Total. |
|---|-----------|------------|--------|
| | Rs. | Rs. | Rs. |
| REVENUE— | | | |
| 1. Capitalized abatement of Land Revenue | ... | ... | ... |
| 2. Leave and Pension Allowances | 3,264 | 74 | 3,338 |
| 3. Audit and Accounts | 5 | 6 | 11 |
| Total | 3,269 | 80 | 3,349 |

IRRIGATION BRANCH.

BOMBAY PRESIDENCY.

PUBLIC WORKS DEPARTMENT.

ADMINISTRATIVE ACCOUNTS FOR THE YEAR 1922-1923.

PRAVARA LEFT BANK CANAL.

CANAL PROJECT.

No. 3.—Revenue Account for, and to end of, 1922-1923.

| Receipts. | TOTAL. | | | Charges. | TOTAL. | | |
|---|-----------------|-----------------|-----------------|--|-----------------|-----------------|-----------------|
| | Previous. | 1922-1923. | Total. | | Previous. | 1922-1923. | Total. |
| | Rs. | Rs. | Rs. | | Rs. | Rs. | Rs. |
| I.—DIRECT RECEIPTS. | | | | I.—EXTENSIONS AND IMPROVEMENTS. | | | |
| 1. Water-rates from Irrigation ... | 3,56,934 | 1,10,168 | 4,67,102 | 1. Head Works ... | 172 | | 172 |
| 3. Sales of water... | 55 | 7 | 62 | 2. Main Canals and Branches ... | 5,737 | 198 | 5,935 |
| 5. Plantations ... | | 110 | | Total ... | 5,909 | 198 | 6,107 |
| 6. Other canal produce ... | 23,983 | 346 | 24,439 | | | | |
| 9. Rents of Buildings ... | 944 | | 944 | II.—MAINTENANCE AND REPAIRS. | | | |
| 10. Fines ... | 1,393 | 54 | 1,447 | 1. Head Works ... | 3,486 | | 3,486 |
| 11. Miscellaneous Receipts ... | 8,601 | 427 | 9,028 | 2. Main Canals and Branches ... | 2,01,722 | 29,872 | 2,31,594 |
| Deduct—refunds ... | | 91 | 91 | 3. Distributaries ... | 13,185 | 4,359 | 17,544 |
| Total ... | 3,91,910 | 1,11,021 | 5,02,931 | Total ... | 2,18,393 | 34,231 | 2,52,624 |
| II.—INDIRECT RECEIPTS. | | | | IV.—ESTABLISHMENT. | | | |
| Irrigation share of Land Revenue collected in the Civil Department ... | | | | 1 & 2. Direction and Accounts ... | 2,09,462 | 27,377 | 2,36,839 |
| Enhanced Land Revenue as per Government Resolution No. 275, dated 7th July 1880 ... | 3,268 | 76 | 3,344 | 3. Executive ... | | | |
| Total ... | 3,268 | 76 | 3,344 | Total ... | 2,09,462 | 27,377 | 2,36,839 |
| Total, Receipts ... | 3,95,178 | 1,11,097 | 5,06,275 | V.—TOOLS AND PLANT ... | 4,750 | 774 | 5,524 |
| | | | | VI.—REFUNDS OF REVENUE ... | 1,042 | | 1,042 |
| | | | | Less receipts on revenue accounts ... | | 5 | 5 |
| | | | | Total ... | 4,39,556 | 62,575 | 5,02,131 |
| | | | | Share of Collection Charges in the Civil Department ... | 18,211 | 5,518 | 23,729 |
| | | | | Total, direct Charges ... | 4,57,767 | 68,093 | 5,25,860 |
| | | | | Indirect Charges debitable to Revenue Account as per Account No. 5 ... | 30,200 | 4,177 | 34,377 |
| | | | | Total, Charges ... | 4,87,967 | 72,270 | 5,60,237 |
| | | | | Balance Net Revenue ... | —92,789 | 38,827 | —53,962 |
| Grand Total ... | 3,95,178 | 1,11,097 | 5,06,275 | Grand Total ... | 3,95,178 | 1,11,097 | 5,06,275 |

N.B.—Last Capital Account detailed in the Administrative Accounts for 1906-07. Construction Estimate close on 31st March 1893—vide Government Resolution No. 1411, dated 12th September 1893. Completion Report approved in Government Resolution No. 1856, dated 9th December 1895.

IRRIGATION BRANCH.

BOMBAY PRESIDENCY.

PUBLIC WORKS DEPARTMENT.

ADMINISTRATIVE ACCOUNTS FOR THE YEAR 1922-1923.

PRAVARA LEFT BANK CANAL.

CANAL PROJECT.

No. 4.—Interest Account for, and to end of, 1922-1923.

| | Amount. | | Amount. |
|--|----------|---|----------|
| | Rs. | | Rs. |
| Total interest charges to end of 1921-1922 | 5,64,061 | Net Revenue realized to end of 1921-1922 | —92,789 |
| Interest charges for the year 1922-1923. On Rs. 3,24,317 outlay to end of the year 1916-17 at the average rate 3.3252 per cent. | 10,784 | Net Revenue realized during 1922-1923 ' | 38,827 |
| | | | —53,962 |
| | | Balance net, interest charges | 6,28,807 |
| Total ... | 5,74,845 | Total ... | 5,74,845 |

No. 5.—Account of Indirect Charges for, and to end of, 1922-1923.

| Particulars. | Previous. | 1922-1923. | Total. |
|---|-----------|------------|--------|
| | Rs. | Rs. | Rs. |
| REVENUE— | | | |
| 1. Capitalized abatement of Land Revenue | 6 | ... | 6 |
| 2. Leave and Pension Allowances | 29,961 | 3,833 | 33,794 |
| 3. Audit and Accounts | 233 | 344 | 577 |
| Total ... | 30,200 | 4,177 | 34,377 |

IRRIGATION BRANCH.

BOMBAY PRESIDENCY.

PUBLIC WORKS DEPARTMENT.

ADMINISTRATIVE ACCOUNTS FOR THE YEAR 1922-1923.

MUTHA CANAL INCLUDING MATOBA TANK.

TANK PROJECT.

No. 2.—Capital Account for, and to end of, 1922-1923.

| Heads of Account. | DIRECT CHARGES. | | | Cost of Construction as now estimated. (Construction estimate closed on 31st March 1897.) | Expenditure against closed estimates. |
|---|-----------------|------------|-----------|---|---------------------------------------|
| | Previous. | 1922-1923. | Total. | | |
| I.—WORKS. | Rs. | Rs. | Rs. | Rs. | Rs. |
| (1) <i>Head Works.</i> | | | | | |
| A. Preliminary Expenses | 8,391 | ... | 8,391 | 8,391 | 8,391 |
| B. Land | 3,53,177 | ... | 3,53,177 | 3,53,177 | 3,53,177 |
| C. Masonry Works | 28,90,673 | ... | 28,90,673 | 28,90,673 | 28,90,673 |
| K. Buildings | 21,537 | ... | 21,537 | 21,537 | 21,537 |
| M. Plantations | 3,059 | ... | 3,059 | 3,059 | 3,059 |
| O. Miscellaneous | 820 | ... | 820 | 820 | 820 |
| P. Maintenance | 1,231 | ... | 1,231 | 1,231 | 1,231 |
| Total, Head Works | 32,78,888 | ... | 32,78,888 | 32,78,888 | 32,78,888 |
| (2) <i>Main Canals and Branches.</i> | | | | | |
| A. Preliminary Expenses... .. | 2,828 | ... | 2,828 | 2,828 | 2,828 |
| B. Land | 1,26,843 | ... | 1,26,843 | 1,26,843 | 1,26,843 |
| C (a). Regulators | 37,342 | ... | 37,342 | 37,342 | 37,342 |
| C (c). River and Hill Torrent Works... .. | 5,21,670 | ... | 5,21,670 | 5,21,670 | 5,21,670 |
| C (e). Bridges | 95,170 | ... | 95,170 | 95,170 | 95,170 |
| C (f). Escapes | 18,120 | ... | 18,120 | 18,120 | 18,120 |
| J. Mills | 56,415 | ... | 56,415 | 56,415 | 56,415 |
| K. Buildings | 10,111 | ... | 10,111 | 10,111 | 10,111 |
| L. Earth-work | 9,89,763 | ... | 9,89,763 | 9,89,763 | 9,89,763 |
| M. Plantations | 16,011 | ... | 16,011 | 16,011 | 16,011 |
| O. Miscellaneous | 1,868 | ... | 1,868 | 1,868 | 1,868 |
| P. Maintenance | 4,566 | ... | 4,566 | 4,566 | 4,566 |
| Total, Main Canals and Branches | 18,80,707 | ... | 18,80,707 | 18,80,707 | 18,80,707 |
| Carried over | 51,59,595 | ... | 51,59,595 | 51,59,595 | 51,59,595 |

IRRIGATION BRANCH.

BOMBAY PRESIDENCY.

PUBLIC WORKS DEPARTMENT.

ADMINISTRATIVE ACCOUNTS FOR THE YEAR 1922-1923.

MUTHA CANAL INCLUDING MATOBA TANK.

TANK PROJECT.

No. 2.—Capital Account for, and to end of, 1922-1923—continued.

| Heads of Account. | DIRECT CHARGES. | | | Cost of Construction as now estimated. (Construction estimate closed on 31st March 1897.) | Expenditure against closed estimates. | | | |
|---|-----------------|------------|------------|---|---------------------------------------|-----|-----------|-----------|
| | Previous. | 1922-1923. | Total. | | | | | |
| | Rs. | Rs. | Rs. | Rs. | Rs. | | | |
| Brought forward ... | 51,59,595 | ... | 51,59,595 | 51,59,595 | 51,59,595 | | | |
| <i>(3) Distributaries.</i> | | | | | | | | |
| A. Preliminary Expenses ... | 6,767 | ... | 6,767 | 6,853 | 6,740 | | | |
| B. Land ... | 5,666 | ... | 5,666 | 5,666 | 5,666 | | | |
| C. Masonry Works ... | 3,03,419 | ... | 3,03,419 | 3,03,419 | 3,03,419 | | | |
| L. Earth-work ... | 73,961 | ... | 73,961 | 73,961 | 73,961 | | | |
| M. Plantations ... | 407 | ... | 407 | 407 | 407 | | | |
| O. Miscellaneous ... | 8,01,559 | ... | 8,01,559 | 8,01,559 | 8,01,559 | | | |
| Total, Distributaries ... | 11,91,779 | ... | 11,91,779 | 11,91,865 | 11,91,752 | | | |
| <i>(4) Drainage and Protective Works.</i> | | | | | | | | |
| B. Land ... | 7,328 | ... | 7,328 | 7,328 | 7,328 | | | |
| L. Earth-work ... | 1,188 | ... | 1,188 | 1,188 | 1,188 | | | |
| Total, Drainage and Protective Works | 8,516 | ... | 8,516 | 8,516 | 8,516 | | | |
| Adjustment of previous outlay... | -12,63,166 | ... | -12,63,166 | -12,63,166 | -12,63,166 | | | |
| Total, I.—Works ... | 50,96,724 | ... | 50,96,724 | 50,96,810 | 50,96,697 | | | |
| <i>II.—ESTABLISHMENT.</i> | | | | | | | | |
| 1. & 2. Direction and Accounts ... | 11,44,735 | ... | 11,44,735 | 11,44,756 | 11,44,731 | | | |
| 3. Executive ... | | ... | | | | | | |
| 4. Medical ... | | 146 | | | | ... | 146 | 146 |
| 5. Departmental charges ... | | -1,01,947 | | | | ... | -1,01,947 | -1,01,947 |
| Total, II.—Establishment ... | 10,42,934 | ... | 10,42,934 | 10,42,955 | 10,42,930 | | | |
| III.—TOOLS AND PLANT ... | 1,18,446 | ... | 1,18,446 | 1,18,448 | 1,18,446 | | | |
| IV.—SUSPENSE ACCOUNTS ... | -1,136 | ... | -1,136 | -1,136 | -1,136 | | | |
| Grand Total ... | 62,56,968 | ... | 62,56,968 | 62,57,077 | 62,56,937 | | | |
| V.—Less Receipts on Capital Account. | 12,328 | ... | 12,328 | 12,328 | 12,328 | | | |
| Net Outlay ... | 62,44,640 | ... | 62,44,640 | 62,44,749 | 62,44,609 | | | |
| <i>Apportionment.</i> | | | | | | | | |
| Chargeable to— | | | | | | | | |
| 49.—Irrigation ... | 52,83,962 | ... | 52,83,962 | 52,83,962 | 52,83,962 | | | |
| 43.—Minor Works and Navigation | 9,60,678 | ... | 9,60,678 | 9,60,787 | 9,60,647 | | | |
| 55.—Construction of Irrigation Work | | ... | | | | | | |
| Total ... | 62,44,640 | ... | 62,44,640 | 62,44,749 | 62,44,609 | | | |

IRRIGATION BRANCH.

BOMBAY PRESIDENCY.

PUBLIC WORKS DEPARTMENT.

ADMINISTRATIVE ACCOUNTS FOR THE YEAR 1922-1923.

MUTHA CANAL INCLUDING MATOBA TANK.

TANK PROJECT.

No. 3.—Revenue Account for, and to end of, 1922-1923.

| Receipts. | TOTAL. | | | Charges. | TOTAL. | | |
|--|-------------|------------|-------------|--|-----------|------------|-----------|
| | Previous. | 1922-1923. | Total. | | Previous. | 1922-1923. | Total. |
| | Rs. | Rs. | Rs. | | Rs. | Rs. | Rs. |
| I.—DIRECT RECEIPTS. | | | | I.—EXTENSIONS AND IMPROVEMENTS. | | | |
| 1. Water-rates from Irrigation ... | 69,40,167 | 2,90,021 | 72,30,188 | 1. Head Works ... | 30,277 | 90 | 30,367 |
| 3. Sales of water ... | 1,15,834 | 4,215 | 1,20,049 | 2. Main Canals and Branches ... | 35,325 | 844 | 36,169 |
| 4. Water-supply of towns ... | 50,25,274 | 57,334 | 50,82,608 | 3. Distributaries ... | 84,802 | 229 | 85,031 |
| 5. Plantations ... | 76 | 1,426 | 1,502 | 4. Drainage and Protective Works ... | 4,864 | ... | 4,864 |
| 6. Other canal produce ... | 1,51,819 | 3,571 | 1,55,390 | Total ... | 1,55,268 | 1,163 | 1,56,431 |
| 7. Water power ... | 64,800 | ... | 64,800 | II.—MAINTENANCE AND REPAIRS. | | | |
| 8. Navigation .. | 1,234 | 200 | 1,434 | 1. Head Works ... | 1,60,388 | 14,708 | 1,75,091 |
| 9. Rents of buildings .. | 5,269 | 108 | 5,377 | 2. Main Canals and Branches ... | 8,25,251 | 38,573 | 8,63,824 |
| 10. Fines .. | 2,432 | 1,524 | 3,956 | 3. Distributaries ... | 10,81,848 | 4,604 | 10,86,452 |
| 11. Miscellaneous receipts ... | 2,17,169 | 1,504 | 2,18,673 | 4. Drainage and Protective Works ... | 179 | ... | 179 |
| 12. Deduct Refunds. | 1,517 | 582 | 2,099 | Total ... | 20,67,661 | 57,885 | 21,25,546 |
| Total ... | 1,25,22,557 | 3,59,321 | 1,28,81,878 | III.—COMPENSATION ... | 494 | ... | 494 |
| II.—INDIRECT RECEIPTS. | | | | IV.—ESTABLISHMENT. | | | |
| Irrigation share of Land Revenue collected in the Civil Department ... | ... | ... | ... | 1. & 2. Direction and Accounts ... | 15,97,411 | 63,903 | 16,61,314 |
| Irrigation share on account of operation from the Canal—vide Government Resolutions Nos. 1159 and 1539, dated respectively 28th June and 29th September 1892 ... | 1,321 | 52 | 1,373 | Total ... | 15,97,411 | 63,903 | 16,61,314 |
| Total ... | 1,321 | 52 | 1,373 | V.—TOOLS AND PLANT ... | 1,50,714 | 4,071 | 1,64,785 |
| Total, Receipts ... | 1,25,23,878 | 3,59,373 | 1,28,83,251 | Carried over ... | 39,81,548 | 1,27,022 | 41,08,570 |
| Carried over ... | 1,25,23,878 | 3,59,373 | 1,28,83,251 | | | | |

IRRIGATION BRANCH.

BOMBAY PRESIDENCY.

PUBLIC WORKS DEPARTMENT.

ADMINISTRATIVE ACCOUNTS FOR THE YEAR 1922-1923.

MUTHA CANAL INCLUDING MATOBA TANK.

TANK PROJECT.

No. 3.—Revenue Account for, and to end of, 1922-1923.

| Receipts. | TOTAL. | | | Charges. | TOTAL. | | |
|---------------------|-------------|------------|-------------|--|-------------|------------|-------------|
| | Previous. | 1922-1923. | Total. | | Previous. | 1922-1923. | Total. |
| | Rs. | Rs. | Rs. | | Rs. | Rs. | Rs. |
| Brought forward ... | 1,25,23,878 | 3,59,373 | 1,28,83,251 | Brought forward ... | 39,81,548 | 1,27,022 | 41,08,570 |
| | | | | VI.—REFUNDS OF REVENUE .. | 53,448 | ... | 53,448 |
| | | | | Suspense Account ... | — 1,149 | — 1,324 | — 2,473 |
| | | | | Less—Recoveries on Revenue Account ... | 295 | 2,752 | 3,047 |
| | | | | Total ... | 40,83,552 | 1,22,946 | 41,56,493 |
| | | | | Share of Collection Charges in the Civil Department... | 3,42,872 | 12,334 | 3,55,206 |
| | | | | Total Direct Charges ... | 43,76,424 | 1,35,280 | 45,11,704 |
| | | | | Indirect Charges debitable to Revenue Account as per Account No. 5 ... | 2,28,954 | 9,536 | 2,38,490 |
| | | | | Total, Charges ... | 46,05,378 | 1,44,816 | 47,50,194 |
| | | | | Balance Net Revenue ... | 79,18,500 | 2,14,557 | 81,33,057 |
| Grand Total ... | 1,25,23,878 | 3,59,373 | 1,28,83,251 | Grand Total ... | 1,25,23,878 | 3,59,373 | 1,28,83,251 |

N.B.—Construction Estimate of the Mutha Canal closed on 31st March 1897—*vide* Government Resolution No. 710, dated 13th May 1897 and that of the Matoba Tank on 31st March 1892—*vide* Government Resolution No. 1411, dated 12th September 1893. Completion report of the Mutha Canal approved in Government Resolution No. 2241 of 30th October 1901 and that of the Matoba Tank in Government Resolution No. 827 of 17th May 1894.

Note.—Loss of revenue due to concessions granted for wheat cultivation during the Rabi season 1916-17—*vide* Government Resolution No. S.I.—12327, dated 18th December 1917, Rs. 2,665.

No. 4.—Interest Account for, and to end of, 1922-1923.

| | Amount. | | Amount. |
|--|-------------|---|-------------|
| | Rs. | | Rs. |
| Total interest charges to end of 1921-1922 ... | 1,18,73,466 | Net Revenue realized to end of 1921-1922 .. | 79,18,500 |
| Interest charges for the year 1922-1923. On Rs. 62,58,210 at the average rate 3.3252 per cent. ... | 2,07,354 | Net Revenue realized during 1922-1923 ... | 2,14,557 |
| On subsequent outlay —13,570 at the average rate 5.48 per cent. ... | 2,06,098 | | 81,33,057 |
| | —744 | Balance net interest charges ... | 39,47,763 |
| Total ... | 1,20,80,820 | Total ... | 1,20,80,820 |

IRRIGATION BRANCH.

BOMBAY PRESIDENCY.

PUBLIC WORKS DEPARTMENT.

ADMINISTRATIVE ACCOUNTS FOR THE YEAR 1922-1923.

MUTHA CANAL INCLUDING MATOBA TANK.

TANK PROJECT.

No. 5.—Account of Indirect Charges for, and to end of, 1922-1923.

| Particulars. | Previous. | 1922-1923. | Total. |
|---|-----------|------------|----------|
| CAPITAL— | Rs. | Rs. | Rs. |
| 1. Capitalized abatement of Land Revenue | 93,528 | | 93,528 |
| 2. Leave and Pension Allowances | 2,01,785 | | 2,01,785 |
| 3. Audit and Accounts | ... | | |
| Total ... | 2,95,313 | | 2,95,313 |
| REVENUE— | | | |
| 1. Capitalized abatement of Land Revenue | | | |
| 2. Leave and Pension Allowances | 2,28,440 | 8,946 | 2,37,386 |
| 3. Audit and Accounts | 514 | 590 | 1,104 |
| Total ... | 2,28,954 | 9,536 | 2,38,490 |

No. 6.—Statement comparing Charges to date with sanctioned Estimates.

| Particulars. | CHARGES AGAINST CLOSED SANCTIONS. | | | CURRENT SANCTIONS. | | | Total charges to date against old and current Sanctions. | REMARKS. |
|---|--|---|-----------|--------------------|--------------------------------|------------------------------|--|---|
| | Expenditure against construction Estimate. | Expenditure against open Capital Sanctions. | Total. | Charges to date. | Amount of sanctioned Estimate. | Unspent balance of Estimate. | | |
| DIRECT CHARGES. | Rs. | Rs. | Rs. | Rs. | Rs. | Rs. | Rs. | Rs. 144 Government Order No. W.L.—11641 (Public Works Department), dated 26th November 1918. |
| Works ... | 54,32,020 | —3,35,323 | 50,96,697 | 27 | 113 | 86 | 50,96,724 | |
| Establishment ... | 10,12,260 | 30,670 | 10,42,930 | 4 | 25 | 21 | 10,42,934 | |
| Tools and Plant ... | 1,19,987 | —1,541 | 1,18,446 | ... | 2 | 2 | 1,18,446 | |
| Suspense Accounts ... | ... | —1,136 | —1,136 | ... | ... | ... | —1,136 | |
| Total .. | 65,64,267 | —3,07,330 | 65,56,937 | 31 | 140 | 109 | 62,56,968 | |
| Less—Receipts on Capital Account ... | 12,234 | 94 | 12,328 | ... | ... | ... | 12,328 | |
| Net Total ... | 65,52,033 | —3,07,424 | 62,44,609 | 31 | 140 | 109 | 62,44,640 | |
| INDIRECT CHARGES. | | | | | | | | |
| Capitalized abatement of Land Revenue ... | 58,776 | 34,752 | 93,528 | ... | ... | ... | 93,528 | |
| Leave and Pension Allowances... .. | 1,89,546 | 12,238 | 2,01,784 | 1 | 4 | 3 | 2,01,785 | |
| Audit and Accounts .. | ... | ... | ... | ... | ... | ... | ... | |
| Total .. | 2,48,322 | 46,990 | 2,95,312 | 1 | 4 | 3 | 2,95,313 | |
| Grand Total .. | 68,00,355 | —2,60,434 | 65,39,921 | 32 | 144 | 112 | 65,39,953 | |

IRRIGATION BRANCH.

BOMBAY PRESIDENCY.

PUBLIC WORKS DEPARTMENT.

ADMINISTRATIVE ACCOUNTS FOR THE YEAR 1922-1923.

NIRA CANAL INCLUDING SHETPHAL TANK.

CANAL PROJECT.

No. 2.—Capital Account for, and to end of, 1922-1923.

| Heads of Account. | DIRECT CHARGES. | | | Cost of construction as now estimated. (Construction estimate closed on 31st March 1906.) | Expenditure against closed estimates. |
|--|------------------|--------------|------------------|---|---------------------------------------|
| | Previous. | 1922-1923. | Total. | | |
| | Rs. | Rs. | Rs. | Rs. | Rs. |
| I.—WORKS. | | | | | |
| (1)—Head Works. | | | | | |
| A. Preliminary Expenses | 12,512 | ... | 12,512 | 12,512 | 12,512 |
| B. Land | 2,23,024 | ... | 2,23,024 | 2,23,024 | 2,23,024 |
| C. Works | 18,63,213 | ... | 18,63,213 | 18,63,213 | 18,63,213 |
| K. Buildings | 13,283 | ... | 13,283 | 13,283 | 13,283 |
| M. Plantations | 7,053 | ... | 7,053 | 7,053 | 7,053 |
| O. Miscellaneous | 1,547 | ... | 1,547 | 1,547 | 1,547 |
| P. Maintenance | 3,571 | ... | 3,571 | 3,571 | 3,571 |
| Total Head Works | 21,24,203 | ... | 21,24,203 | 21,24,203 | 21,24,203 |
| (2)—Main Canals and Branches. | | | | | |
| A. Preliminary Expenses | 95,308 | ... | 95,308 | 1,06,179 | 26,040 |
| B. Land | 34,145 | ... | 34,145 | 34,145 | 34,145 |
| D. Regulators | 20,697 | ... | 20,697 | 20,697 | 20,697 |
| F. River and Hill Torrent Works... .. | 5,14,067 | ... | 5,14,067 | 5,14,067 | 5,14,067 |
| G. Bridges | 53,443 | ... | 53,443 | 53,443 | 53,443 |
| K. Buildings | 51,188 | 5,195 | 56,383 | 71,740 | 51,188 |
| L. Earth-work | 12,10,554 | ... | 12,10,554 | 12,10,554 | 12,10,554 |
| M. Plantations | 6,928 | ... | 6,928 | 6,928 | 6,928 |
| N. Tanks and Reservoirs | 5,58,005 | ... | 5,58,005 | 5,58,005 | 5,58,005 |
| O. Miscellaneous | 4,027 | ... | 4,027 | 4,027 | 4,027 |
| P. Maintenance | 11,167 | ... | 11,167 | 11,167 | 11,167 |
| Total Main Canals and Branches | 25,59,529 | 5,195 | 25,64,724 | 25,90,952 | 24,90,261 |
| Carried over | 46,83,732 | 5,195 | 46,88,927 | 47,15,155 | 46,14,464 |

IRRIGATION BRANCH.

BOMBAY PRESIDENCY.

PUBLIC WORKS DEPARTMENT.

ADMINISTRATIVE ACCOUNTS FOR THE YEAR 1922-1923.

NIRA CANAL INCLUDING SHETPHAL TANK.

CANAL PROJECT.

No. 2.—Capital Account for, and to end of, 1922-1923.

| Heads of Account. | DIRECT CHARGES. | | | Cost of Construction as now estimated. (Construction estimates closed on 31st March 1906.) | Expenditure against closed estimates. |
|---|-----------------|------------|-----------|--|---------------------------------------|
| | Previous. | 1922-1923. | Total. | | |
| | Rs. | Rs. | Rs. | Rs. | Rs. |
| Brought forward ... | 46,83,732 | 5,195 | 46,88,927 | 47,15,155 | 46,14,464 |
| I.—WORKS—continued. | | | | | |
| (3)—Distributaries. | | | | | |
| A. Preliminary Expenses ... | 3,493 | 10,573 | 14,066 | 3,493 | 3,493 |
| B. Land ... | 12,192 | ... | 12,192 | 12,192 | 12,192 |
| C. Works ... | 93,599 | ... | 93,599 | 93,599 | 93,599 |
| L. Earth-work ... | 93,077 | ... | 93,077 | 93,077 | 93,077 |
| M. Plantations ... | 8,715 | ... | 8,715 | 8,715 | 8,715 |
| Total Distributaries ... | 2,16,076 | 10,573 | 2,26,649 | 2,16,076 | 2,16,076 |
| Total, I.—Works ... | 48,99,808 | 15,768 | 49,15,576 | 49,31,231 | 48,30,540 |
| II.—ESTABLISHMENT. | | | | | |
| 1 & 2. Direction and Accounts ... | 12,00,587 | 4,054 | 12,04,641 | 11,82,273 | 11,59,533 |
| 3. Executive ... | | | | | |
| 4. Medical ... | | | | | |
| 5. Special Survey ... | | | | | |
| Total Establishment ... | 12,00,587 | 4,054 | 12,04,641 | 11,82,273 | 11,59,533 |
| III.—Tools and Plant ... | 1,35,398 | 352 | 1,35,750 | 1,24,803 | 1,23,105 |
| IV.—Suspense Accounts ... | ... | ... | ... | ... | ... |
| Grand Total ... | 62,35,793 | 20,174 | 62,55,967 | 62,38,312 | 61,13,178 |
| V.—Less Receipts on Capital Account ... | 8,382 | 3 | 8,385 | 8,382 | 8,382 |
| Net Outlay ... | 62,27,411 | 20,171 | 62,47,582 | 62,29,930 | 61,04,796 |
| <i>Apportionment.</i> | | | | | |
| Chargeable to 35.—Construction of Protective Irrigation Works ... | 54,01,556 | ... | 54,01,556 | 62,29,930 | 61,04,796 |
| Do. 43.—Minor Works and Navigation ... | 8,21,653 | ... | 8,21,653 | | |
| Do. 55.—Construction of Irrigation Works Provincial ... | 4,202 | 20,171 | 24,373 | | |
| Total ... | 62,27,411 | 20,171 | 62,47,582 | 62,29,930 | 61,04,796 |

IRRIGATION BRANCH.

BOMBAY PRESIDENCY.

PUBLIC WORKS DEPARTMENT.

ADMINISTRATIVE ACCOUNTS FOR THE YEAR 1922-1923.

NIRA CANAL INCLUDING SHETPHAL TANK.

CANAL PROJECT.

No. 8.—Revenue Account for, and to end of, 1922-1923.

| Receipts. | Total. | | | Charges. | Total. | | |
|--|-----------|------------|-------------|--|-----------|------------|-----------|
| | Previous. | 1922-1923. | Total. | | Previous. | 1922-1923. | Total. |
| I.—DIRECT RECEIPTS. | Rs. | Rs. | Rs. | I.—EXTENSIONS AND IMPROVEMENTS. | Rs. | Rs. | Rs. |
| 1. Water-rates from Irrigation ... | 96,62,314 | 7,50,388 | 1,04,12,702 | 1. Head Works ... | 27,052 | 1,161 | 28,213 |
| 3. Sales of water ... | 3,664 | 401 | 4,065 | 2. Main Canals and Branches ... | 78,716 | 3,059 | 81,775 |
| 4. Water-supply of towns ... | 422 | 1,005 | 1,427 | 3. Distributaries ... | 40,364 | 800 | 41,164 |
| 5. Plantations ... | 67,808 | 356 | 68,164 | 4. Drainage and Protective Works ... | 4,931 | ... | 4,931 |
| 6. Other canal produce ... | 21,010 | 4,929 | 25,939 | Total ... | 1,51,063 | 5,020 | 1,56,083 |
| 8. Navigation ... | 80 | ... | 80 | II.—MAINTENANCE AND REPAIRS. | | | |
| 9. Rents of buildings | 9,018 | 162 | 9,180 | 1. Head Works ... | 2,01,880 | 12,661 | 2,14,541 |
| 10. Fines ... | 8,901 | 1,576 | 10,477 | 2. Main Canals and Branches ... | 7,30,852 | 29,160 | 7,60,012 |
| 11. Miscellaneous receipts ... | 61,412 | 3,435 | 64,847 | 3. Distributaries ... | 2,35,586 | 29,194 | 2,64,780 |
| 12. Deduct Refunds... | 2,472 | 5,081 | 7,553 | 4. Drainage and Protective Works ... | 983 | ... | 983 |
| Total ... | 98,32,107 | 7,57,171 | 1,05,89,278 | Total ... | 11,69,301 | 71,015 | 12,40,316 |
| II.—INDIRECT RECEIPTS. | | | | III.—COMPENSATION ... | 5 | ... | 5 |
| Irrigation share of Land Revenue collected in the Civil Department ... | ... | ... | ... | IV.—ESTABLISHMENT. | | | |
| Total Receipts ... | 98,32,107 | 7,57,171 | 1,05,89,278 | 1 & 2. Direction and Accounts ... | 11,93,133 | 81,546 | 12,74,679 |
| | | | | 3. Executive ... | | | |
| | | | | Total ... | 11,93,133 | 81,546 | 12,74,679 |
| | | | | V.—TOOLS AND PLANT ... | 49,092 | 1,698 | 50,790 |
| Carried over .. | 98,32,107 | 7,57,171 | 1,05,89,278 | Carried over ... | 25,62,594 | 1,59,279 | 27,21,873 |

IRRIGATION BRANCH.

BOMBAY PRESIDENCY.

PUBLIC WORKS DEPARTMENT.

ADMINISTRATIVE ACCOUNTS FOR THE YEAR 1922-1923.

NIRA CANAL INCLUDING SHETPHAL TANK.

CANAL PROJECT.

No. 3.—Revenue Account for, and to end of, 1922-1923—continued.

| Receipts. | Total. | | | Charges. | Total. | | |
|-----------------|-----------|------------|-------------|--|-----------|------------|-------------|
| | Previous. | 1922-1923. | Total. | | Previous. | 1922-1923. | Total. |
| | Rs. | Rs. | Rs. | | Rs. | Rs. | Rs. |
| Brought over .. | 98,32,107 | 7,57,171 | 1,05,89,278 | Brought over ... | 25,62,594 | 1,59,279 | 27,21,873 |
| | | | | VI.—REFUNDS OF REVENUE ... | 20,539 | ... | 20,539 |
| | | | | Total ... | 25,83,133 | 1,59,279 | 27,42,412 |
| | | | | Share of Collection Charges in the Civil Department ... | 4,83,506 | 37,561 | 5,21,067 |
| | | | | Total Direct Charges ... | 30,66,639 | 1,96,840 | 32,63,479 |
| | | | | Indirect Charges debitable to Revenue Account as per Account No. 5 ... | 1,67,830 | 12,176 | 1,80,006 |
| | | | | Total Charges ... | 32,34,469 | 2,09,016 | 34,43,485 |
| | | | | Balance Net Revenue ... | 65,97,638 | 5,48,155 | 71,45,793 |
| Grand Total ... | 98,32,107 | 7,57,171 | 1,05,89,278 | Grand Total ... | 98,32,107 | 7,57,171 | 1,05,89,278 |

N.B.—Construction Estimate of the Nira Canal closed on 31st March 1899, vide Government Resolution No. 1847, dated 2nd April 1900. Completion Report approved in Government Resolution No. 2367, dated 3rd December 1907.

Construction Estimate of the Shetphal Tank closed on 31st March 1906, vide Government Resolution No. 2434, dated 2nd October 1905.

Note—Loss of Revenue due to concessions granted for wheat cultivation during the Rabi Season 1916-1917, vide Government Resolution No. A. I.—12327, dated 18th December 1917, Rs. 7,305.

IRRIGATION BRANCH.

BOMBAY PRESIDENCY.

PUBLIC WORKS DEPARTMENT.

ADMINISTRATIVE ACCOUNTS FOR THE YEAR 1922-1923.

NIRA CANAL INCLUDING SHETPHAL TANK.

CANAL PROJECT.

No. 4.—Interest Account for, and to end of, 1922-1923.

| | Amount. | | Amount. |
|---|-----------|---|-----------|
| | Rs. | | Rs. |
| Total interest charges to end of 1921-22. | 79,97,784 | Net Revenue realized to end of 1921-22. | 65,97,638 |
| Interest charges for the year 1922-23. | 2,10,443 | Do. during 1922-23. | 5,48,155 |
| On Rs. 60,96,736 outlay to end of the year 1916-17 at the average rate 3.3252 per cent. Rs. 2,02,729. | | | 71,45,793 |
| On subsequent outlay Rs. 1,40,760 (from 1917-18 to 1921-22 and half of 1922-23) at the average rate 5.48 per cent. Rs. 7,714. | | Balance net interest charges | 10,62,434 |
| Total ... | 82,08,227 | Total ... | 82,08,227 |

No. 5.—Account of Indirect Charges for, and to end of, 1922-1923.

| Particulars. | Previous. | 1922-1923. | Total. |
|---|-----------|------------|----------|
| | Rs. | Rs. | Rs. |
| CAPITAL— | | | |
| 1. Capitalized abatement of Land Revenue | 1,87,189 | | 1,87,189 |
| 2. Leave and Pension Allowances | 1,85,356 | 568 | 1,85,924 |
| 3. Audit and Accounts | 32 | 158 | 190 |
| Total ... | 3,72,577 | 726 | 3,73,303 |
| REVENUE— | | | |
| 1. Capitalized abatement of Land Revenue | | | |
| 2. Leave and Pension Allowances | 1,67,088 | 11,416 | 1,78,454 |
| 3. Audit and Accounts | 792 | 760 | 1,552 |
| Total ... | 1,67,830 | 12,176 | 1,80,006 |

IRRIGATION BRANCH.

BOMBAY PRESIDENCY.

PUBLIC WORKS DEPARTMENT.

ADMINISTRATIVE ACCOUNTS FOR THE YEAR 1922-1923.

NIRA CANAL INCLUDING SHETPHAL TANK.

CANAL PROJECT.

No. 6.—Statement comparing Charges to date with sanctioned Estimates.

| Particulars. | Charges against closed sanctions. | | | Current Sanctions. | | | Total charges to date against old and current sanctions. | Remarks. |
|---|--|---|------------------|--------------------|--------------------------------|------------------------------|--|----------|
| | Expenditure against construction Estimate. | Expenditure against open Capital sanctions. | Total. | Charges to date. | Amount of sanctioned Estimate. | Unspent balance of Estimate. | | |
| DIRECT CHARGES. | Rs. | Rs. | Rs. | Rs. | Rs. | Rs. | Rs. | |
| Works ... | 47,68,387 | 62,153 | 48,30,540 | 85,036 | 1,00,691 | 15,655 | 49,15,576 | |
| Establishment ... | 11,46,855 | 12,678 | 11,59,533 | 45,108 | 22,740 | —22,368 | 12,04,641 | |
| Tools and Plant ... | 1,26,141 | —3,036 | 1,23,105 | 12,645 | 1,703 | —10,942 | 1,35,750 | |
| Suspense Accounts ... | ... | ... | ... | ... | ... | ... | ... | |
| Total ... | 60,41,383 | 71,795 | 61,13,178 | 1,42,789 | 1,25,134 | —17,655 | 62,55,967 | |
| Less—Receipts on Capital Account ... | 8,382 | ... | 8,382 | 3 | ... | —3 | 8,385 | |
| Net Total ... | 60,33,001 | 71,795 | 61,04,796 | 1,42,786 | 1,25,134 | —17,652 | 62,47,682 | |
| INDIRECT CHARGES. | | | | | | | | |
| Capitalized abatement of Land Revenue ... | 1,83,159 | 1,715 | 1,84,874 | 2,315 | 2,600 | 285 | 1,87,189 | |
| Leave and Pension Allowances ... | 1,77,833 | 1,775 | 1,79,608 | 6,316 | 3,184 | —3,132 | 1,85,924 | |
| Audit and Accounts ... | ... | ... | ... | 190 | 485 | 295 | 190 | |
| Total ... | 3,60,992 | 3,490 | 3,64,482 | 8,821 | 6,269 | —2,552 | 3,73,303 | |
| Grand Total ... | 63,93,993 | 75,285 | 64,69,278 | 1,51,607 | 1,31,403 | —20,204 | 66,20,885 | |

| | Rs. |
|--|-----------------|
| Government Order (Public Works Department) No. 10162, dated 6th May 1920 (including supplementary estimate) ... | 23,421 |
| Do. do. No. 5370, dated 21st May 1918 ... | 3,311 |
| Do. do. No. 4945, dated 8th May 1918 ... | 5,758 |
| Do. do. No. 5142, dated 14th May 1918 ... | 3,563 |
| Do. do. No. 3659, dated 25th March 1919 ... | 14,178 |
| Do. do. No. 4449, dated 14th April 1919 ... | 5,352 |
| Do. do. No. 6945, dated 21st July 1919 ... | 8,953 |
| Revised Estimate sanctioned in Government Resolution, No. 1136, dated 20th March 1922 ... | 23,962 |
| Supplementary Estimate to that sanctioned in Government Resolution, No. 6945, dated 21st June 1919, sanctioned in Government Resolution, No. 1144, dated 14th March 1922 ... | 12,751 |
| Government Resolution (Public Works Department) No. 1064, dated 30th August 1922 ... | 12,191 |
| Do. do. No. 1230, dated 16th December 1922 ... | 4,609 |
| Do. do. No. 2961, dated 23rd January 1923 ... | 6,400 |
| Do. do. No. 2653, dated 22nd November 1923 ... | 3,054 |
| Total ... | 1,31,403 |

IRRIGATION BRANCH.

BOMBAY PRESIDENCY.

PUBLIC WORKS DEPARTMENT.

ADMINISTRATIVE ACCOUNTS FOR THE YEAR 1922-1923.

KA'SURDI TANK.

TANK PROJECT.

No. 3.—Revenue Account for, and to end of, 1922-1923.

| Receipts. | TOTAL. | | | Charges. | Total. | | |
|--|---------------|--------------|---------------|--|---------------|--------------|---------------|
| | Previous. | 1922-1923. | Total. | | Previous. | 1922-1923. | Total. |
| | Rs. | Rs. | Rs. | | Rs. | Rs. | Rs. |
| I.—DIRECT RECEIPTS. | | | | I.—EXTENSIONS AND IMPROVEMENTS. | | | |
| 1. Water-rates from Irrigation ... | 9,815 | 60 | 9,875 | 2. Main Canals and Branches ... | 31 | ... | 31 |
| 3. Sales of water ... | 20 | ... | 20 | 3. Distributaries ... | 80 | ... | 80 |
| 5. Plantations ... | 2,807 | 75 | 2,882 | Total .. | 111 | ... | 111 |
| 6. Other canal produce ... | | | | | | | |
| 11. Miscellaneous Receipts ... | 8,428 | 1,345 | 9,773 | II.—MAINTENANCE AND REPAIRS. | | | |
| Total ... | 21,070 | 1,480 | 22,550 | 1. Head Works ... | 19,720 | 56 | 19,776 |
| | | | | 2. Main Canals and Branches ... | ... | 15 | 15 |
| | | | | 3. Distributaries ... | 4,302 | 348 | 4,650 |
| | | | | Total ... | 24,022 | 419 | 24,441 |
| | | | | IV.—ESTABLISHMENT. | | | |
| II.—INDIRECT RECEIPTS. | | | | 1 & 2. Direction and Accounts ... | 15,572 | 453 | 16,025 |
| Irrigation share of Land Revenue collected in the Civil Department ... | ... | ... | ... | Total ... | 15,572 | 453 | 16,025 |
| | | | | V.—TOOLS AND PLANT ... | 1,836 | 9 | 1,845 |
| | | | | Total ... | 41,541 | 881 | 42,422 |
| Total, Receipts ... | 21,070 | 1,480 | 22,550 | Share of Collection Charges in the Civil Department. | 489 | 3 | 492 |
| | | | | Total, Direct Charges ... | 42,030 | 884 | 42,914 |
| | | | | Indirect Charges debitable to Revenue Account as per Account No. 5 ... | 2,311 | 67 | 2,378 |
| | | | | Total, Charges ... | 44,341 | 951 | 45,292 |
| | | | | Balance Net Revenue ... | -23,271 | 529 | -22,742 |
| Grand Total ... | 21,070 | 1,480 | 22,550 | Grand Total ... | 21,070 | 1,480 | 22,550 |

N.B.—Last Capital Account detailed in the Administrative Accounts for 1877-78. Construction Estimate closed on 31st March 1878—vide Government Resolution No. 1411, dated 12th September 1893. Completion Report approved in Government Resolution No. 997, dated 21st June 1894.

Note—Loss of Revenue due to concessions granted for wheat cultivation during the Rabi Season 1916-1917—vide Government Resolution No. A. I. 12327, dated 18th December 1917 Rs. 100.

IRRIGATION BRANCH.

BOMBAY PRESIDENCY.

PUBLIC WORKS DEPARTMENT.

ADMINISTRATIVE ACCOUNTS FOR THE YEAR 1922-1923.

KA'SURDI TANK.

TANK PROJECT.

No. 4.—Interest Account for, and to end of, 1922-23.

| | Amount. | | | Amount. | |
|--|---------|-----|---|----------|---------|
| | | Rs. | | | Rs. |
| Total interest charges to end of 1921-22 ... | 86,302 | | Net Revenue realized to end of 1921-22... | —23,271 | |
| Interest charges for the year 1922-23 ... | 1,357 | | Net Revenue realized during 1922-23 ... | 529 | |
| On Rs. 40,812 outlay to end of the year 1916-17 at the average rate 3.3252 per cent. | | | | | —22,742 |
| | | | Balance net interest charges ... | 1,10,401 | |
| Total ... | 87,659 | | Total ... | 87,659 | |

No. 5.—Account of Indirect Charges for, and to end of, 1922-1923.

| Particulars. | Previous. | 1922-1923. | Total. |
|--|-----------|------------|--------|
| | Rs. | Rs. | Rs. |
| REVENUE— | | | |
| 1. Capitalized abatement of Land Revenue ... | | | |
| 2. Leave and Pension Allowances ... | 2,307 | 63 | 2,370 |
| 3. Audit and Accounts ... | 4 | 4 | 8 |
| Total ... | 2,311 | 67 | 2,378. |

IRRIGATION BRANCH.

BOMBAY PRESIDENCY.

PUBLIC WORKS DEPARTMENT.

ADMINISTRATIVE ACCOUNTS FOR THE YEAR 1922-1923.

SHIRSUPHAL TANK.

TANK PROJECT.

No. 3.—Revenue Account for, and to end of, 1922-1923.

| Receipts. | Total. | | | Charges. | Total. | | |
|---|-----------------|--------------|-----------------|--|-------------------------------------|--------------|-----------------|
| | Previous. | 1922-1923. | Total. | | Previous. | 1922-1923. | Total. |
| | Rs. | Rs. | Rs. | | Rs. | Rs. | Rs. |
| I.—DIRECT RECEIPTS. | | | | I.—EXTENSIONS AND IMPROVEMENTS. | | | |
| 1. Water-rates from Irrigation ... | 1,08,239 | 3,530 | 1,11,769 | 1. Head Works ... | 606 | ... | 606 |
| 3. Sales of water ... | 3 | ... | 3 | 3. Distributaries ... | 144 | ... | 144 |
| 5. Plantations ... | 10,634 | ... | 10,763 | Total ... | 750 | ... | 750 |
| 6. Other canal produce ... | | 129 | | | II.—MAINTENANCE AND REPAIRS. | | |
| 10. Fines ... | 115 | ... | 115 | 1. Head Works ... | 13,709 | 321 | 14,030 |
| 11. Miscellaneous Receipts ... | 12,908 | ... | 12,908 | 2. Main Canals and Branches ... | 31,494 | ... | 31,494 |
| Total ... | 1,31,899 | 3,659 | 1,35,558 | 3. Distributaries ... | 5,980 | 901 | 6,881 |
| | | | | Total ... | 51,183 | 1,222 | 52,405 |
| II.—INDIRECT RECEIPTS. | | | | IV.—ESTABLISHMENT. | | | |
| Irrigation share of Land Revenue collected in the Civil Department. | ... | ... | ... | 1 & 2. Direction and Accounts ... | 42,987 | 1,322 | 44,309 |
| Total, Receipts ... | 1,31,899 | 3,659 | 1,35,558 | Total ... | 42,987 | 1,322 | 44,309 |
| | | | | V.—TOOLS AND PLANT ... | 2,207 | 27 | 2,234 |
| | | | | VI.—REFUNDS OF REVENUE ... | 16 | ... | 16 |
| | | | | Total ... | 97,143 | 2,571 | 99,714 |
| | | | | Share of Collection Charges in the Civil Department ... | 5,411 | 177 | 5,588 |
| | | | | Total, Direct Charges ... | 1,02,554 | 2,748 | 1,05,302 |
| | | | | Indirect Charges debitable to Revenue Account as per Account No. 5 ... | 6,075 | 197 | 6,272 |
| | | | | Total, Charges ... | 1,08,629 | 2,945 | 1,11,574 |
| | | | | Balance Net Revenue ... | 23,270 | 714 | 23,984 |
| Grand Total ... | 1,31,899 | 3,659 | 1,35,558 | Grand Total ... | 1,31,899 | 3,659 | 1,35,558 |

N.B.—Last Capital Account detailed in the Administrative Accounts for 1895-96. Construction Estimate closed on 31st March 1893—vide Government Resolution No. 328, dated 23rd February 1894. Completion Report approved in Government Resolution No. 328, dated 23rd February 1894.

Note—Loss of Revenue due to concessions granted for wheat cultivation during the Rabi Season 1916-1917—vide Government Resolution No. A, I, 12327, dated 18th December 1917 Rs. 334.

IRRIGATION BRANCH.

BOMBAY PRESIDENCY.

PUBLIC WORKS DEPARTMENT.

ADMINISTRATIVE ACCOUNTS FOR THE YEAR 1922-23.

SHIBSUPHAL TANK.

TANK PROJECT.

No. 4.—Interest Account for, and to end of, 1922-23.

| | Amount. | | Amount. |
|--|----------|---|----------|
| | Rs. | | Rs. |
| Total interest charges to end of 1921-22 | 3,39,568 | Net Revenue realized to end of 1921-1922 | 23,270 |
| Interest charges for the year 1922-23. | 7,056 | Net Revenue realized during 1922-1923 | 714 |
| On Rs. 2,12,199 outlay to end of the year 1916-17 at the average rate 3.3252 per cent. | | | 23,984 |
| | | Balance net interest charges | 3,22,640 |
| Total | 3,46,624 | Total | 3,46,624 |

No. 5.—Account of Indirect Charges for, and to end of, 1922-1923.

| Particulars. | Previous. | 1922-1923. | Total. |
|---|-----------|------------|--------|
| | Rs. | Rs. | Rs. |
| REVENUE— | | | |
| 1. Capitalized abatement of Land Revenue | | | |
| 2. Leave and Pension Allowances | 6,060 | 185 | 6,245 |
| 3. Audit and Accounts | 15 | 12 | 27 |
| Total | 6,075 | 197 | 6,272 |

IRRIGATION BRANCH.

BOMBAY PRESIDENCY.

PUBLIC WORKS DEPARTMENT.

ADMINISTRATIVE ACCOUNTS FOR THE YEAR 1922-1923.

BHA'DALVADI TANK.

TANK PROJECT.

No. 3.—Revenue Account for, and to end of, 1922-1923.

| Receipts. | Total. | | | Charges. | Total | | |
|---|-----------------|---------------|-----------------|--|-----------------|---------------|-----------------|
| | Previous. | 1922-1923. | Total. | | Previous. | 1922-1923. | Total. |
| | Rs. | Rs. | Rs. | | Rs. | Rs. | Rs. |
| I.—DIRECT RECEIPTS. | | | | I.—EXTENSIONS AND IMPROVEMENTS. | | | |
| 1. Water-rates from Irrigation ... | 1,27,292 | 8,881 | 1,36,173 | 1. Head Works ... | 1,092 | ... | 1,092 |
| 3. Sales of water ... | 18 | ... | 18 | 3. Distributaries ... | 158 | ... | 158 |
| 6. Other canal produce ... | 13,324 | 4,292 | 17,616 | Total ... | 1,250 | ... | 1,250 |
| 10. Fines ... | ... | 16 | 16 | II.—MAINTENANCE AND REPAIRS. | | | |
| 11. Miscellaneous Receipts ... | 2,664 | ... | 2,664 | 1. Head Works ... | 9,391 | 127 | 9,518 |
| 12. Deduct refunds... | ... | 24 | 24 | 2. Main Canals and Branches ... | 360 | 404 | 764 |
| Total ... | 1,43,298 | 13,165 | 1,56,463 | 3. Distributaries ... | 36,507 | 1,045 | 37,552 |
| II.—INDIRECT RECEIPTS. | | | | Total ... | 46,258 | 1,576 | 47,834 |
| Irrigation share of Land Revenue collected in the Civil Department. | ... | ... | ... | IV.—ESTABLISHMENT. | | | |
| Total, Receipts ... | 1,43,298 | 13,165 | 1,56,463 | 1 & 2. Direction and Accounts ... | 39,177 | 1,705 | 40,882 |
| | | | | Total ... | 39,177 | 1,705 | 40,882 |
| | | | | V.—TOOLS AND PLANT ... | 2,044 | 35 | 2,079 |
| | | | | VI.—REFUNDS OF REVENUE ... | 46 | ... | 46 |
| | | | | Total ... | 88,775 | 3,316 | 92,091 |
| | | | | Share of Collection Charges in the Civil Department ... | 6,362 | 445 | 6,807 |
| | | | | Total, Direct Charges ... | 95,137 | 3,761 | 98,898 |
| | | | | Indirect Charges debitable to Revenue Account as per Account No. 5 ... | 5,502 | 255 | 5,757 |
| | | | | Total, Charges ... | 1,00,639 | 4,016 | 1,04,655 |
| | | | | Balance Net Revenue .. | 42,659 | 9,149 | 51,808 |
| Grand Total .. | 1,43,298 | 13,165 | 1,56,463 | Grand Total ... | 1,43,298 | 13,165 | 1,56,463 |

N. B.—Last Capital Account detailed in the Administrative Accounts for 1895-96. Construction Estimate closed on 31st March 1891—vide Government Resolution No. 1411, dated 12th September 1893. Completion Report approved in Government Resolution No. 827, dated 17th May 1894.

Note.—Loss of revenue due to concessions granted for wheat cultivations during the Rabi Season 1916-1917—vide Government Resolution No. A. I.-12327, dated 18th December 1917, Rs. 224.

IRRIGATION BRANCH.

BOMBAY PRESIDENCY.

PUBLIC WORKS DEPARTMENT.

ADMINISTRATIVE ACCOUNTS FOR THE YEAR 1922-1923.

BHA'DALVA'DI TANK.

TANK PROJECT.

No. 4—Interest Account for, and to end of, 1922-1923.

| | Amount. | | Amount. |
|--|----------|---|----------|
| | Rs. | | Rs. |
| Total interest charges to end of 1921-1922. | 3,36,849 | Net Revenue realized to end of 1921-1922 | 42,659 |
| Interest charges for the year 1922-1923 ... | 7,087 | Net Revenue realized during 1922-1923 | 9,149 |
| On Rs. 2,13,115 outlay to end of the year 1916-17 at the average rate 3.3252 per cent. | | Balance net interest charges ... | 51,808 |
| | | | 2,92,128 |
| Total ... | 3,43,936 | Total ... | 3,43,936 |

No. 5.—Account of Indirect Charges for, and to end of, 1922-1923.

| Particulars. | Previous. | 1922-1923. | Total. |
|---|-----------|------------|--------|
| | Rs. | Rs. | Rs. |
| REVENUE— | | | |
| 1. Capitalized abatement of Land Revenue | | | |
| 2. Leave and Pension Allowances | 5,489 | 239 | 5,728 |
| 3. Audit and Accounts | 13 | 16 | 29 |
| Total ... | 5,502 | 255 | 5,757 |

IRRIGATION BRANCH.

BOMBAY PRESIDENCY.

PUBLIC WORKS DEPARTMENT.

ADMINISTRATIVE ACCOUNTS FOR THE YEAR 1922-1923.

MA'LA'DEVI TANK.

TANK PROJECT.

No. 4.—Interest Account for, and to end of, 1922-1923.

| | Amount. | | | Amount. | |
|---|----------|--|---|---------|----------|
| | Rs. | | | Rs. | |
| Total interest charges to end of 1921-1922 .. | 2,52,233 | | Net Revenue realized to end of 1921-1922... | | |
| Interest charges for the year 1922-1923 ... | 10,043 | | Do. during 1922-1923 ... | | |
| On Rs. 3,02,040 outlay to end of 1916-17 at the average rate 3.3252 per cent. Subsequent outlay— <i>nil</i> . | | | | | |
| | | | Balance net interest charges ... | ... | 2,62,276 |
| Total ... | 2,62,276 | | Total ... | | 2,62,276 |

No. 5.—Account of Indirect Charges for, and to end of, 1922-1923.

| Particulars. | Previous. | 1922-1923. | Total. | |
|---|-----------|------------|--------|-----|
| | | | Rs. | Rs. |
| CAPITAL— | Rs. | Rs. | Rs. | |
| 1. Capitalized abatement of Land Revenue | 875 | | 875 | |
| 2. Leave and Pension Allowances | 9,013 | | 9,013 | |
| Total ... | 9,888 | | 9,888 | |

No. 6.—Statement comparing Charges to date with sanctioned Estimates.

| Particulars. | CHARGES AGAINST CLOSED SANCTIONS. | | | CURRENT SANCTIONS. | | | Total charges to date against old and current Sanctions. | REMARKS. |
|---|--|---|--------|--------------------|--------------------------------|------------------------------|--|---|
| | Expenditure against construction Estimate. | Expenditure against open Capital sanctions. | Total. | Charges to date. | Amount of sanctioned Estimate. | Unspent balance of Estimate. | | |
| | Rs. | Rs. | Rs. | Rs. | Rs. | Rs. | Rs. | |
| DIRECT CHARGES. | | | | | | | | |
| Works | ... | ... | ... | 2,42,869 | 2,43,319 | 450 | 2,42,869 | This work is a part of the Pravara River Irrigation Project, but separate account has been maintained until the new project is completed sufficiently to give an increased supply of water to the other canals— <i>vide</i> Government of India's No. 1951-I, dated 18th September 1908, communicated in Government Resolution No. 2721 of 20th October 1908. Estimate amounting to Rs. 3,14,574 for direct and indirect charges included in the above project sanctioned by the Secretary of State and communicated in Government of India's No. 171-I. of 24th June 1922— <i>vide</i> Government Resolution No. 2215 of 30th October 1922 has been shown here. |
| Establishment | ... | ... | ... | 60,546 | 60,653 | 107 | 60,546 | |
| Tools and Plant... .. | ... | ... | ... | 1,473 | 1,473 | ... | 1,473 | |
| Suspense Accounts | ... | ... | ... | ... | ... | ... | ... | |
| Total | ... | ... | ... | 3,04,888 | 3,05,445 | 557 | 3,04,888 | |
| <i>Less</i> —Receipts on Capital Account. | ... | ... | ... | 2,848 | 774 | —2,074 | 2,848 | |
| Net Total | ... | ... | ... | 3,02,040 | 3,04,671 | 2,631 | 3,02,040 | |
| INDIRECT CHARGES. | | | | | | | | |
| Capitalized abatement of Land Revenue . | ... | ... | ... | 875 | 875 | ... | 875 | |
| Leave and Pension Allowances | ... | ... | ... | 9,013 | 9,028 | 15 | 9,013 | |
| Audit and Accounts Establishment. | ... | ... | ... | ... | ... | ... | ... | |
| Total | ... | ... | ... | 9,888 | 9,903 | 15 | 9,888 | |
| Grand Total | ... | ... | ... | 3,11,928 | 3,14,574 | 2,646 | 3,11,928 | |

IRRIGATION BRANCH.

BOMBAY PRESIDENCY.

PUBLIC WORKS DEPARTMENT.

ADMINISTRATIVE ACCOUNTS FOR THE YEAR 1922-1923.

BUDHIAL TANK.

TANK PROJECT.

No. 2.—Capital Account for, and to end of, 1922-1923.

| Holds of Account. | DIRECT CHARGES. | | | Cost of construction as now estimated. | Expenditure against closed estimates. |
|--|-----------------|------------|----------|--|---------------------------------------|
| | Previous. | 1922-1923. | Total. | | |
| | Rs. | Rs. | Rs. | Rs. | Rs. |
| I.—WORKS. | | | | | |
| <i>(1) Head Works.</i> | | | | | |
| A. Preliminary Expenses | 836 | ... | 836 | 1,600 | ... |
| I. Land | 8,174 | ... | 8,174 | 30,204 | ... |
| J. Masonry Works | 45,988 | ... | 45,988 | 1,50,393 | ... |
| K. Buildings | 5,696 | ... | 5,696 | 5,696 | ... |
| L. Earth-work | 3,28,697 | ... | 3,28,697 | 7,62,720 | ... |
| O. Miscellaneous | 5,043 | ... | 5,043 | 7,707 | ... |
| P. Maintenance | 5,412 | 492 | 5,904 | 4,651 | ... |
| Total, Head Works | 3,99,846 | 492 | 4,00,338 | 9,62,971 | ... |
| <i>(2) Main Canals and Branches.</i> | | | | | |
| Total, Main Canals and Branches | ... | .. | ... | *1,66,500 | ... |
| Total, I.—Works | 3,99,846 | 492 | 4,00,338 | 11,29,471 | ... |
| II.—ESTABLISHMENT. | | | | | |
| 1. & 2. Direction and Accounts | 89,939 | 127 | 90,066 | 54,978 | ... |
| 3. Executive | | | | 1,97,617 | ... |
| Total, II.—Establishment | 89,939 | 127 | 90,066 | 2,52,590 | ... |
| III.—TOOLS AND PLANT | | | | | |
| Total, III.—Tools and Plant | 5,074 | 11 | 5,085 | 16,468 | ... |
| Grand Total | 4,94,859 | 630 | 4,95,489 | 13,98,529 | ... |
| V.—Less—Receipts on Capital Account | 3,109 | 288 | 3,397 | ... | ... |
| Net Outlay | 4,91,750 | 342 | 4,92,092 | 13,98,529 | ... |
| APPORTIONMENT. | | | | | |
| Chargeable to 35.—Construction of Protective Irrigation Works | 36,795 | ... | 36,795 | 13,98,529 | ... |
| Do. 43.—Minor Works and Navigation | 29,588 | ... | 29,588 | | |
| Do. 33.—Famine Relief | 4,25,283 | ... | 4,25,283 | | |
| Do. 55.—Construction of Irrigation Works, Provincial | 84 | 342 | 426 | | |
| Total | 4,91,750 | 342 | 4,92,092 | 13,98,529 | ... |

* Lump sum provision in the Estimate.

IRRIGATION BRANCH

BOMBAY PRESIDENCY

PUBLIC WORKS DEPARTMENT.
ADMINISTRATIVE ACCOUNTS FOR THE YEAR 1922-1923.
BUDHIAL TANK.

TANK PROJECT.

No. 4.—Interest Account for, and to end of, 1922-1923.

| | Amount. | | | Amount. | |
|---|------------|---|---|----------|--|
| | Rs. | | | Rs. | |
| Total interest charges to end of 1921-1922 ... | 2,84,160 | | Net Revenue realized to end of 1921-1922... | | |
| Interest charges for the year 1922-1923 ... | 16,377 | | Do. during 1922-1923 ... | | |
| On Rs. 4,91,036 outlay to end of 1916-17 at the average rate 3.3252 per cent. ... | Rs. 16,328 | | Balance net interest charges ... | | |
| On subsequent outlay, i.e., from 1917-18 to 1921-22 and half of 1922-23 Rs. 885 at 5.48 per cent. | 49 | * | | | |
| | 16,377 | | | 3,00,537 | |
| Total ... | 3,00,537 | | Total ... | 3,00,537 | |

No. 5.—Account of Indirect Charges for, and to end of, 1922-1923.

| Particulars. | Previous. | 1922-1923. | Total |
|---|-----------|------------|--------|
| | Rs. | Rs. | Rs. |
| CAPITAL— | | | |
| 1. Capitalized abatement of Land Revenue... | 5,741 | | 5,741 |
| 2. Leave and Pension Allowances ... | 12,591 | 18 | 12,609 |
| 3. Audit and Accounts ... | 4 | 5 | 9 |
| Total ... | 18,336 | 23 | 18,359 |

No. 6.—Statement comparing Charges to date with sanctioned Estimates.

| Particulars. | CHARGES AGAINST CLOSED SANCTIONS. | | | CURRENT SANCTIONS. | | | Total charges to date against old and current Sanctions. | REMARKS. |
|---|--|---|--------|--------------------|--------------------------------|------------------------------|--|---|
| | Expenditure against construction Estimate. | Expenditure against open Capital sanctions. | Total. | Charges to date. | Amount of sanctioned Estimate. | Unspent balance of Estimate. | | |
| | Rs. | Rs. | Rs. | Rs. | Rs. | Rs. | Rs. | |
| DIRECT CHARGES. | | | | | | | | |
| Works ... | ... | ... | ... | 4,00,338 | 11,29,471 | 7,29,133 | 4,00,338 | Estimate sanctioned in the Secretary of State's Despatch No. 21 of 14th April 1905, as per Government of India's No. 793-I. of 17th June 1905, communicated in Government Resolution No. 2902 of 1st August 1905. |
| Establishment ... | ... | ... | ... | 90,066 | 2,52,590 | 1,62,524 | 90,066 | |
| Tools and Plant... | ... | ... | ... | 5,085 | 16,468 | 11,383 | 5,085 | |
| Total ... | ... | ... | ... | 4,95,489 | 13,98,529 | 9,03,040 | 4,95,489 | |
| Less—Receipts on Capital Account. | ... | ... | ... | 3,397 | ... | —3,397 | 3,397 | |
| Net Total .. | ... | ... | ... | 4,92,092 | 13,98,529 | 9,06,437 | 4,92,092 | |
| INDIRECT CHARGES. | | | | | | | | |
| Capitalized abatement of Land Revenue ... | ... | ... | ... | 5,741 | 20,729 | 14,988 | 5,741 | |
| Leave and Pension Allowances ... | ... | ... | ... | 12,609 | 35,362 | 22,753 | 12,609 | |
| Audit & Accounts ... | ... | ... | ... | 9 | ... | —9 | 9 | |
| Total ... | ... | ... | ... | 18,359 | 56,091 | 37,732 | 18,359 | |
| Grand Total ... | ... | ... | ... | 5,10,451 | 14,54,620 | 9,44,169 | 5,10,451 | |

IRRIGATION BRANCH.

BOMBAY PRESIDENCY.

PUBLIC WORKS DEPARTMENT.

ADMINISTRATIVE ACCOUNTS FOR THE YEAR 1922-23.

NIRA RIGHT BANK CANAL.

CANAL PROJECT.

No. 2.—Capital Account for, and to end of, 1922-1923.

| Heads of Account. | DIRECT CHARGES. | | | Cost of construction as now estimated. | Expenditure against closed estimates. |
|--|--------------------|------------------|--------------------|--|---------------------------------------|
| | Previous. | 1922-1923. | Total. | | |
| | Rs. | Rs. | Rs. | Rs. | Rs. |
| I.—WORKS. | | | | | |
| <i>(1) Head Works.</i> | | | | | |
| A. Preliminary Expenses ... | 45,160 | ... | 45,160 | 34,252 | |
| B. Land ... | 24,553 | —100 | 24,453 | 3,59,630 | |
| C. Works ... | 58,17,943 | 11,23,533 | 69,41,476 | 68,58,647 | |
| K. Buildings ... | 2,07,495 | 11,865 | 2,19,360 | 95,391 | |
| O. Miscellaneous ... | 42,688 | 3,527 | 46,215 | 79,231 | |
| P. Maintenance ... | 68,679 | 10,781 | 79,460 | 60,552 | |
| Total, Head Works ... | 62,06,518 | 11,49,606 | 73,56,124 | 74,87,703 | |
| <i>(2) Main Canals and Branches.</i> | | | | | |
| A. Preliminary Expenses ... | 2,40,625 | 1,812 | 2,42,437 | 1,84,517 | |
| B. Land ... | 1,98,938 | 3,558 | 2,02,496 | 2,03,625 | |
| D. Regulators ... | | 1,30,036 | 1,30,036 | 1,68,981 | |
| F. River and Hill Torrent Works ... | 21,49,022 | 3,05,191 | 24,54,213 | 23,86,367 | |
| G. Bridges ... | 2,27,653 | 61,890 | 2,89,543 | 1,98,572 | |
| H. Escapes ... | 1,243 | 217 | 1,460 | 1,050 | |
| K. Buildings ... | 2,61,681 | 11,135 | 2,72,816 | 2,55,500 | |
| L. Earth-work ... | 66,06,485 | 6,75,314 | 72,81,799 | 63,43,621 | |
| M. Plantations ... | 56,571 | 8,388 | 64,959 | 35,000 | |
| O. Miscellaneous ... | 43,179 | 8,957 | 52,136 | 4,169 | |
| P. Maintenance ... | 78,857 | 14,618 | 93,475 | 90,000 | |
| Q. Loss on Stock ... | 534 | 28 | 562 | | |
| Total, Main Canals and Branches ... | 98,64,788 | 12,21,144 | 1,10,85,932 | 98,71,402 | |
| Carried over ... | 1,60,71,306 | 23,70,750 | 1,84,42,056 | 1,73,59,105 | |

IRRIGATION BRANCH.

BOMBAY PRESIDENCY.

PUBLIC WORKS DEPARTMENT.

ADMINISTRATIVE ACCOUNTS FOR THE YEAR 1922-1923.

NIRA RIGHT BANK CANAL.

CANAL PROJECT.

No. 2.—Capital Account for, and to end of, 1922-1923.

| Heads of Account. | DIRECT CHARGES. | | | Cost of construction as now estimated. | Expenditure against closed estimates. |
|--|-----------------|------------|-------------|--|---------------------------------------|
| | Previous. | 1922-1923. | Total. | | |
| | Rs. | Rs. | Rs. | Rs. | Rs. |
| Brought forward ... | 1,60,71,306 | 23,70,750 | 1,84,42,056 | 1,73,59,105 | |
| (3) Distributaries. | | | | | |
| A. Preliminary Expenses ... | 75,023 | 2,844 | 77,867 | 5,910 | |
| B. Land ... | | ... | | 1,47,480 | |
| C. Works ... | 59,984 | 2,60,793 | 3,20,777 | 27,94,027 | |
| O. Miscellaneous ... | | 1,648 | 1,648 | | |
| Total, Distributaries ... | 1,35,007 | 2,65,285 | 4,00,292 | 29,47,417 | |
| (5) Special Tools and Plant ... | 15,86,171 | 1,80,870 | 17,17,041 | | |
| Total, I.—Works ... | 1,77,42,481 | 28,16,905 | 2,05,59,389 | 2,03,06,522 | |
| II.—ESTABLISHMENT. | | | | | |
| 1 and 2. Direction and Accounts ... | } 35,01,588 | 7,24,187 | 42,26,075 | 43,54,327 | |
| 3. Executive ... | | | | 21,801 | |
| Total, II.—Establishment ... | 35,01,588 | 7,24,187 | 42,26,075 | 43,76,128 | |
| III.—TOOLS AND PLANT ... | 8,16,239 | 68,281 | 8,84,520 | 3,26,613 | |
| IV.—Suspense Accounts ... | 3,87,600 | 1,86,329 | 5,73,929 | | |
| Grand Total ... | 2,24,48,211 | 37,95,702 | 2,62,43,913 | 2,50,09,263 | |
| V.—Less—Receipts on Capital Account | 26,024 | 11,056 | 37,080 | | |
| Net Outlay ... | 2,24,22,187 | 37,84,646 | 2,62,06,833 | 2,50,09,263 | |
| APPORTIONMENT. | | | | | |
| Chargeable to 35.—Construction of Protective Irrigation Works ... | 1,92,67,468 | ... | 1,92,67,468 | } 2,50,09,263 | |
| Chargeable to 55.—Construction of Irrigation Works, Provincial ... | 31,54,719 | 37,84,646 | 69,39,355 | | |
| Total ... | 2,24,22,187 | 37,84,646 | 2,62,06,833 | 2,50,09,263 | |

IRRIGATION BRANCH.

BOMBAY PRESIDENCY.

PUBLIC WORKS DEPARTMENT.

ADMINISTRATIVE ACCOUNTS FOR THE YEAR 1922-1923.

IRRIGATION WORKS.

NIRA RIGHT BANK CANAL.

CANAL PROJECT.

No. 4.—Interest Account for, and to end of, 1922-1923.

| | Amount. | | | Amount. | |
|---|-----------|--|---|-----------|--|
| | Rs. | | | Rs. | |
| Total interest charges to end of 1921-22... | 40,82,231 | | Net Revenue realized to end of 1921-22 .. | | |
| Interest charges for the year 1922-23 ... | 11,01,022 | | Net Revenue realized during 1922-23 .. | | |
| On Rs. 1,07,39,412. outlay to Rs. end of the year 1916-17 at the average rate 3.3252 per cent. 3,57,107 | | | | | |
| On subsequent outlay, i.e., from 1917-18 to 1921-22 and half of 1922-23 Rs. 1,35,75,098 at 5.48 per cent. 7,43,915 | | | Balance net Interest charges ... | 51,83,253 | |
| Total ... | 51,83,253 | | Total ... | 51,83,253 | |

No. 5.—Account of Indirect Charges for, and to end of, 1922-1923.

| Particulars. | Previous. | 1922-1923. | Total. |
|--|-----------|------------|----------|
| | | | |
| CAPITAL— | | | |
| 1. Capitalized abatement of Land Revenue ... | 60,435 | 398 | 60,823 |
| 2. Leave and Pension Allowances ... | 4,90,264 | 10,11,386 | 5,91,650 |
| 3. Audit and Accounts ... | 25,204 | 28,169 | 53,373 |
| Total ... | 5,75,903 | 1,29,943 | 7,05,846 |

No. 6.—Statement comparing Charges to date with sanctioned Estimates.

| Particulars. | CHARGES AGAINST CLOSED SANCTIONS. | | | CURRENT SANCTIONS. | | | Total charges to date against old and current sanctions. | Remarks. |
|--|--|---|--------|--------------------|--------------------------------|------------------------------|--|----------|
| | Expenditure against construction Estimate. | Expenditure against open Capital sanctions. | Total. | Charges to date. | Amount of sanctioned Estimate. | Unspent balance of Estimate. | | |
| DIRECT CHARGES. | | | | Rs. | Rs. | Rs. | Rs. | |
| Works ... | ... | ... | ... | 2,05,59,389 | 2,03,06,522 | —2,42,867 | 2,05,59,389 | |
| Establishment ... | ... | ... | ... | 42,26,075 | 43,76,128 | 1,50,053 | 42,26,075 | |
| Tools and Plant ... | ... | ... | ... | 8,84,520 | 3,26,613 | —5,57,907 | 8,84,520 | |
| Suspense Accounts ... | ... | ... | ... | 5,73,929 | ... | —5,73,929 | 5,73,929 | |
| Total ... | ... | ... | ... | 2,62,43,913 | 2,50,09,263 | —12,34,650 | 2,62,43,913 | |
| Less—Receipts on Capital Account ... | ... | ... | ... | 37,080 | ... | —37,080 | 37,080 | |
| Net Total ... | ... | ... | ... | 2,62,06,833 | 2,50,09,263 | —11,97,570 | 2,62,06,833 | |
| INDIRECT CHARGES. | | | | | | | | |
| Capitalized abatement of Land Revenue... | ... | ... | ... | 60,823 | 1,91,025 | 1,30,202 | 60,823 | |
| Leave and Pension Allowances ... | ... | ... | ... | 5,91,650 | 6,09,606 | 17,956 | 5,91,650 | |
| Audit and Accounts ... | ... | ... | ... | 53,373 | ... | —53,373 | 53,373 | |
| Total ... | ... | ... | ... | 7,05,846 | 8,00,631 | 94,785 | 7,05,846 | |
| Grand Total ... | ... | ... | ... | 2,69,12,679 | 2,58,09,894 | —11,02,785 | 2,69,12,679 | |

Estimate sanctioned in Secretary of State's Despatch No. P. W. 1—30, dated 14th June 1912—vide Government of India's No. 607-I, dated 16th July 1913, communicated in Government Resolution No. 7683, dated 31st August 1913
 Estimate for surveys and preparation of the Nira Valley Development Project sanctioned in Government of India letter No. 481-I, dated 6th October 1920, communicated in Government Order W. 1, dated 10th November 1920

IRRIGATION BRANCH.

BOMBAY PRESIDENCY.

PUBLIC WORKS DEPARTMENT.

ADMINISTRATIVE ACCOUNTS FOR THE YEAR 1922-1923.

REVISION OF THE GOKAK CANAL.

EXTENSION PROJECT.

No. 2.—Capital Account for, and to end of, 1922-1923.

| Heads of Account. | Direct charges. | | | Cost of Construction as now estimated. | Expenditure against closed estimates. |
|--|-----------------|----------|--------|--|---------------------------------------|
| | Previous. | 1922-23. | Total. | | |
| | Rs. | Rs. | Rs. | Rs. | |
| I.—WORKS. | | | | | |
| <i>(2) Main Canals and Branches.</i> | | | | | |
| A. Preliminary Expenses ... | 2,399 | 39,761 | 42,160 | | |
| Total, Main Canals and Branches ... | 2,399 | 39,761 | 42,160 | | |
| II.—ESTABLISHMENT. | | | | | |
| 1 and 2. Direction and Accounts ... | 800 | 15,831 | 16,631 | | |
| 3. Executive ... | | | | | |
| Total, Establishment ... | 800 | 15,831 | 16,631 | | |
| III.—TOOLS AND PLANT | | | | | |
| Grand Total ... | 3,372 | 57,350 | 60,722 | | |
| V.—Less—Receipts on Capital Account— | | | | | |
| Net Outlay ... | 3,372 | 57,350 | 60,722 | 31,500 | |
| APPORTIONMENT. | | | | | |
| Chargeable to 55.—Construction of Irrigation Works, Provincial ... | 3,372 | 57,350 | 60,722 | 31,500 | |
| Total ... | 3,372 | 57,350 | 60,722 | 31,500 | |

No. 4.—Interest Account for, and to end of, 1922-1923.

| | Amount | | Amount |
|--|--------|--|--------|
| | Rs. | | Rs. |
| Total interest charges to end of 1921-1922 ... | 103 | Net Revenue realized to end of 1921-1922 ... | |
| Interest charges for the year 1922-1923 ... | 1,756 | Net Revenue realized during 1922-1923 ... | |
| On Rs. 3,372 plus Rs. 28,675 (half outlay of 1922-1923)=32,047 at 5.48 per cent. | | Balance net interest charges ... | 1,859 |
| Total ... | 1,859 | Total ... | 1,859 |

IRRIGATION BRANCH.

BOMBAY PRESIDENCY.

PUBLIC WORKS DEPARTMENT.

ADMINISTRATIVE ACCOUNTS FOR THE YEAR 1922-1923.

REVISION OF THE GOKAK CANAL.

EXTENSION PROJECT.

No. 5.—Account of Indirect Charges for, and to end of, 1922-1923.

| Particulars. | Previous. | 1922-1923. | Total. |
|--|------------|--------------|--------------|
| | Rs. | Rs. | Rs. |
| CAPITAL— | | | |
| 2. Leave and Pension Allowances | 112 | 2,216 | 2,328 |
| 3. Audit and Accounts | 24 | 398 | 422 |
| Total | 136 | 2,614 | 2,750 |

No. 6.—Statement comparing Charges to date with sanctioned estimates.

| Particulars. | CHARGES AGAINST CLOSED SANCTIONS. | | | CURRENT SANCTIONS. | | | Total charges to date against old and current sanctions. | Remarks. |
|--|--|---|--------|--------------------|--------------------------------|------------------------------|--|--|
| | Expenditure against construction Estimate. | Expenditure against open Capital sanctions. | Total. | Charges to date. | Amount of sanctioned Estimate. | Unspent balance of Estimate. | | |
| DIRECT CHARGES. | | | | Rs. | Rs. | Rs. | Rs. | |
| Works | | | | 42,160 | ... | ... | 42,160 | } Estimate sanctioned in Government Resolution No. W.L. (P.W.D.) 2783, dated 14th February 1922 Rs. 31,500. Revised Estimate for this project has been submitted for sanction. |
| Establishment | | | | 16,631 | ... | ... | 16,631 | |
| Tools and Plant | | | | 1,931 | ... | ... | 1,931 | |
| Suspense Accounts | | | | ... | ... | ... | ... | |
| Total | | | | 60,722 | ... | ... | 60,722 | |
| <i>Less—Receipts on Capital Account</i> | | | | ... | ... | ... | ... | |
| Net Total | | | | 60,722 | 31,500 | -29,222 | 60,722 | |
| INDIRECT CHARGES. | | | | | | | | |
| Leave and Pension Allowances | | | | 2,328 | ... | -2,328 | 2,328 | |
| Audit and Accounts Establishment | | | | 422 | ... | -422 | 422 | |
| Total | | | | 2,750 | ... | -2,750 | 2,750 | |
| Grand Total | | | | 63,472 | 31,500 | -31,972 | 63,472 | |

IRRIGATION BRANCH.

BOMBAY PRESIDENCY.

PUBLIC WORKS DEPARTMENT.

ADMINISTRATIVE ACCOUNTS FOR THE YEAR 1922-1923.

VICTORIA TANK.

TANK PROJECT.

No. 2.—Capital Account for, and to end of, 1922-1923.

| Heads of Account. | DIRECT CHARGES. | | | Cost of Construction as now estimated. | Expenditure against closed estimates. |
|--|-----------------|------------|--------|--|---------------------------------------|
| | Previous. | 1922-1923. | Total. | | |
| | Rs. | Rs. | Rs. | Rs. | Rs. |
| I.—WORKS. | | | | | |
| (1)—Head Works. | | | | | |
| A. Preliminary Expenses | ... | ... | ... | 600 | ... |
| B. Land | 4,052 | ... | 4,052 | 13,200 | ... |
| C. Masonry Works | 2,352 | ... | 2,352 | 60,033 | ... |
| K. Buildings | ... | ... | ... | 1,000 | ... |
| L. Earth-work | 45,742 | ... | 45,742 | 2,72,099 | ... |
| P. Maintenance | 752 | 20 | 772 | 712 | ... |
| Total, Head Works ... | 52,898 | 20 | 52,918 | 3,47,644 | ... |
| (2)—Main Canals and Branches. | | | | | |
| A. Preliminary Expenses | ... | ... | ... | 200 | ... |
| B. Land | ... | ... | ... | 80 | ... |
| C. Masonry Works | ... | ... | ... | 4,500 | ... |
| K. Buildings | ... | ... | ... | 200 | ... |
| L. Earth-work | ... | ... | ... | 1,420 | ... |
| Total, Main Canals and Branches ... | ... | ... | ... | 6,400 | ... |
| Total, I.—Works ... | 52,898 | 20 | 52,918 | 3,54,044 | ... |
| II.—ESTABLISHMENT. | | | | | |
| 1 & 2. Direction and Accounts | 11,163 | 5 | 11,168 | 17,038 | ... |
| 3 Executive | | | | 61,337 | ... |
| Total, II.—Establishment ... | 11,163 | 5 | 11,168 | 78,375 | ... |
| III.—Tools and Plant | 726 | 1 | 726 | 5,111 | ... |
| Grand Total ... | 64,786 | 26 | 64,812 | 4,37,530 | ... |
| V.—Less—Receipts on Capital Account ... | 1,949 | 120 | 2,069 | ... | ... |
| Net Outlay ... | 62,837 | -94 | 62,743 | 4,37,530 | ... |
| APPORTIONMENT. | | | | | |
| Chargeable to 43.—Minor Works and Navigation ... | 18,251 | ... | 18,251 | 4,37,530 | ... |
| Do. 33.—Famine Relief ... | 44,704 | ... | 44,704 | | |
| Do. 55.—Construction of Irrigation Works ... | -118 | -94 | -212 | | |
| Total ... | 62,837 | -94 | 62,743 | 4,37,530 | ... |

IRRIGATION BRANCH.

BOMBAY PRESIDENCY.

PUBLIC WORKS DEPARTMENT.

ADMINISTRATIVE ACCOUNTS FOR THE YEAR 1922-1923.

IRRIGATION WORKS—VICTORIA TANK.

TANK PROJECT.

No. 4.—Interest Account for, and to end of, 1922-1923.

| | Amount Rs. | | Amount Rs. |
|--|---------------|---|---------------|
| Total interest charges to end of 1921-1922 | 33,105 | Net Revenue realized to end of 1921-1922 | |
| Interest charges for the year 1922-1923. | 2,265 | Net Revenue realized during 1922-1923 | |
| On Rs. 54,565 outlay to end of the year 1916-17 at the average rate 3.3252 per cent. ... 1,814 | | Balance net interest charges | 35,370 |
| On subsequent outlay Rs. 8,225 at the average rate 5.48 per cent. ... 451 | | Total | 35,370 |
| Total | 35,370 | Total | 35,370 |

No. 5.—Account of Indirect Charges for, and to end of, 1921-1922.

| Particulars. | Previous. Rs. | 1922-1923. Rs. | Total. Rs. |
|---|------------------|-------------------|---------------|
| CAPITAL— | | | |
| 1. Capitalized abatement of Land Revenue | 2,463 | | 2,463 |
| 2. Leave and Pension Allowances | 1,564 | 1 | 1,565 |
| 3. Audit and Accounts | | | |
| Total | 4,027 | 1 | 4,028 |

No. 6.—Statement comparing Charges to date with Sanctioned estimates.

| Particulars. | CHARGES AGAINST CLOSED SANCTIONS. | | | CURRENT SANCTIONS. | | | Total charges to date against old and current sanctions. | REMARKS. |
|--|--|---|--------|--------------------|--------------------------------|------------------------------|--|--|
| | Expenditure against construction Estimate. | Expenditure against open capital sanctions. | Total. | Charges to date. | Amount of sanctioned Estimate. | Unspent balance of Estimate. | | |
| | Rs. | Rs. | Rs. | Rs. | Rs. | Rs. | Rs. | |
| DIRECT CHARGES. | | | | | | | | |
| Works | ... | ... | ... | 52,918 | 3,54,044 | 3,01,126 | 52,918 | Government of India's No. 449-I. of 22nd March 1905—vide Government Resolution No. 1218, dated 6th May 1905. |
| Establishment | ... | ... | ... | 11,168 | 78,375 | 67,207 | 11,168 | |
| Tools and Plant | ... | ... | ... | 726 | 5,111 | 4,385 | 726 | |
| Total | ... | ... | ... | 64,812 | 4,37,530 | 3,72,718 | 64,812 | |
| <i>Less—Receipts on Capital Account</i> | ... | ... | ... | 2,069 | ... | -2,069 | 2,069 | |
| Net Total | ... | ... | ... | 62,743 | 4,37,530 | 3,74,787 | 62,743 | |
| INDIRECT CHARGES. | | | | | | | | |
| Capitalized abatement of Land Revenue | ... | ... | ... | 2,463 | 12,500 | 10,037 | 2,463 | |
| Leave and Pension Allowances | ... | ... | ... | 1,565 | 10,973 | 9,408 | 1,565 | |
| Total | ... | ... | ... | 4,028 | 23,473 | 19,445 | 4,028 | |
| Grand Total | ... | ... | ... | 66,771 | 4,61,003 | 3,94,232 | 66,771 | |

IRRIGATION BRANCH.

BOMBAY PRESIDENCY.

PUBLIC WORKS DEPARTMENT.

ADMINISTRATIVE ACCOUNTS FOR THE YEAR 1922-1923.

SUKI RIVER.

TANK PROJECT.

No. 4.—Interest Account for, and to end of, 1922-1923.

| | Amount. | | | Amount. | |
|--|---------|--|---|---------|--|
| | Rs. | | | Rs. | |
| Total interest charges to end of 1921-1922 | 5,430 | | Net Revenue realized to end of 1921-1922 | | |
| Interest charges for the year 1922-1923. On Rs. 15,139 outlay to end of the year 1916-1917 at the average rate 3.3252 per cent. | 503 | | Net Revenue realized during 1922-1923 | | |
| Subsequent outlay nil | | | Balance net interest charges | 5,933 | |
| Total | 5,933 | | Total | 5,933 | |

No. 5.—Account of Indirect Charges for, and to end of, 1922-1923.

| Particulars. | Previous. | 1922-1923. | Total. |
|---|-----------|------------|--------|
| | | | |
| CAPITAL— | | | |
| 1. Capitalized abatement of Land Revenue | | | |
| 2. Leave and Pension Allowances | 385 | | 385 |
| 3. Audit and Accounts | | | |
| Total | 385 | | 385 |

No. 6.—Statement comparing Charges to date with Sanctioned estimates.

| Particulars. | CHARGES AGAINST CLOSED SANCTIONS. | | | CURRENT SANCTIONS. | | | Total charges to date against old and current Sanctions. | Remarks. |
|--|--|---|--------|--------------------|--------------------------------|------------------------------|--|---|
| | Expenditure against construction Estimate. | Expenditure against open Capital Sanctions. | Total. | Charges to date. | Amount of sanctioned Estimate. | Unspent balance of Estimate. | | |
| DIRECT CHARGES: | Rs. | Rs. | Rs. | Rs. | Rs. | Rs. | Rs. | |
| Works | ... | ... | ... | 12,212 | ... | -12,212 | 12,212 | Undertaken as a Famine Relief Work and the famine outlay at normal rates has been adjusted during the year 1911-1912. Outlay without estimate approved in Government Resolution No. A.I.—6022, dated 7th June 1913. |
| Establishment | ... | ... | ... | 2,749 | ... | -2,749 | 2,749 | |
| Tools and Plant | ... | ... | ... | 178 | ... | -178 | 178 | |
| Total | ... | ... | ... | 15,139 | ... | -15,139 | 15,139 | |
| Less—Receipts on Capital Account... .. | ... | ... | ... | ... | ... | ... | ... | |
| Net Total | ... | ... | ... | 15,139 | ... | -15,139 | 15,139 | |
| INDIRECT CHARGES. | | | | | | | | |
| Capitalized Abatement of Land Revenue | ... | ... | ... | ... | ... | ... | ... | |
| Leave and Pension Allowances | ... | ... | ... | 385 | ... | -385 | 385 | |
| Total | ... | ... | ... | 385 | ... | -385 | 385 | |
| Grand Total | ... | ... | ... | 15,524 | ... | -15,524 | 15,524 | |

IRRIGATION BRANCH.

BOMBAY PRESIDENCY.

PUBLIC WORKS DEPARTMENT.

ADMINISTRATIVE ACCOUNTS FOR THE YEAR 1922-1923.

WORKS FOR WHICH ONLY REVENUE ACCOUNTS ARE KEPT.

SIND.

No. 3.—Revenue Account for, and to end of, 1922-1923.

| Receipts. | Total. | | | Charges. | Total. | | |
|--|---------------------|------------------|---------------------|---|---------------------|------------------|---------------------|
| | Previous. | 1922-1923. | Total. | | Previous. | 1922-1923. | Total. |
| | Rs. | Rs. | Rs. | | Rs. | Rs. | Rs. |
| I.—DIRECT RECEIPTS. | | | | | | | |
| 1. Water-rates from Irrigation ... | 5,51,569 | 15,674 | 5,67,243 | I.—EXTENSIONS AND IMPROVEMENTS ... | 26,76,999 | 20,623 | 26,97,622 |
| 3. Sales of water ... | 2,372 | 373 | 2,745 | | | | |
| 4. Water-supply of towns ... | 1 | ... | 1 | | | | |
| 5. Plantations ... | ... | 1,030 | ... | | | | |
| 6. Other canal produce ... | 3,26,405 | 6,093 | 3,33,528 | II.—MAINTENANCE AND REPAIRS ... | 1,29,42,291 | 4,70,645 | 1,34,12,936 |
| 8. Navigation ... | 281 | 405 | 666 | | | | |
| 9. Rents of buildings. | 34,561 | 520 | 35,081 | | | | |
| 10. Fines ... | 41,427 | 1,379 | 42,806 | IV.—ESTABLISHMENT. | 30,84,585 | 1,17,724 | 32,02,309 |
| 11. Miscellaneous Receipts ... | 4,69,459 | 8,835 | 4,78,294 | | | | |
| 12. Recoveries of Expenditure ... | 3,906 | 460 | 4,366 | | | | |
| 13. Deduct-Refunds Receipts from 1874-75 to 1899-1900 | 12,02,054 | ... | 12,02,054 | 1 & 2. Direction and Accounts ... | 30,84,585 | 1,17,724 | 32,02,309 |
| Total ... | 26,31,917 | 34,789 | 26,66,686 | 3. Executive ... | | | |
| II.—INDIRECT RECEIPTS. | | | | | | | |
| Irrigation share of Land Revenue collected in the Civil Department ... | 5,10,62,849 | 13,99,001 | 5,24,61,850 | V.—TOOLS AND PLANT ... | 44,704 | 9,779 | 54,483 |
| 4 per cent on 9/10ths of the proceeds from sales of occupancy rights per Government of India Nos. 53 and 58-A.I., dated respectively 20th June and 1st Aug. 1889, communicated in Government Resolution No. 1209, dated 10th July, and No. 1913, dated 7th November 1889 | 9,84,723 | 25,415 | 10,10,138 | VI.—REFUNDS OF REVENUE ... | 443 | ... | 443 |
| Receipts from 1874-75 to 1899-1900 | 4,71,38,677 | | 4,71,38,677 | Suspense Accounts ... | 1,67,343 | 37,970 | 1,29,373 |
| Total ... | 9,91,86,249 | 14,24,416 | 10,06,10,665 | Total ... | 1,89,16,365 | 5,80,801 | 1,94,97,166 |
| Total, Receipts ... | 10,18,18,166 | 14,59,185 | 10,32,77,351 | Share of Collection Charges in the Civil Department ... | 31,20,149 | 84,967 | 32,05,116 |
| <i>Note.—Loss to the canal on account of difference between assessment of water-rates on Jâghir lands and assessment at the ordinary rates in force for Government lands noted here per Government of India Letter No. 233-I., dated 14th June 1883, communicated under Government Resolution No. 400, dated 11th August 1883.</i> | | | | Total direct charges ... | 2,20,36,514 | 6,65,768 | 2,27,02,282 |
| To end of 1920-1921 ... | Rs. 42,53,051 | | | Indirect Charges debit-able to Revenue Account as per Account No. 5 ... | 43,779 | 21,394 | 65,173 |
| Loss for 1921-1922 ... | 1,08,752 | | | Charges from 1874-75 to 1899-1900 ... | 2,22,85,677 | ... | 2,22,85,677 |
| Total ... | 42,61,803 | | | Total Charges ... | 4,43,65,970 | 6,87,162 | 4,50,53,132 |
| Grand Total ... | 10,18,18,166 | 14,59,185 | 10,32,77,351 | Balance Net Revenue ... | 5,74,52,196 | 7,72,023 | 5,82,24,219 |
| | | | | Grand Total ... | 10,18,18,166 | 14,59,185 | 10,32,77,351 |

N.B.—This account has been prepared in accordance with the instructions contained in Government of India's No. 686-C.W.L., dated 10th June 1901, communicated in Government Resolution No. A.I.—1453, dated 12th July 1901.

IRRIGATION BRANCH.

BOMBAY PRESIDENCY.

PUBLIC WORKS DEPARTMENT.

ADMINISTRATIVE ACCOUNTS FOR THE YEAR 1922-1923.

WORKS FOR WHICH ONLY REVENUE ACCOUNTS ARE KEPT.

SIND.

No. 5.—Account for Indirect charges for, and to end of, 1922-1923.

| Particulars. | Previous. | 1922-1923. | Total. |
|---|-----------|------------|--------|
| | Rs. | Rs. | Rs. |
| REVENUE— | | | |
| 1. Capitalized abatement of Land Revenue | | | |
| 2. Leave and Pension Allowances | 32,354 | 16,481 | 48,835 |
| 3. Audit and Accounts | 11,425 | 4,913 | 16,338 |
| Total ... | 43,779 | 21,394 | 65,173 |

STATISTICAL STATEMENTS
FOR
IRRIGATION WORKS, DECCAN AND GUJARAT
For the year 1922-23.

Statement of Canals in the Bombay Presidency.

| Source of Supply of Water. | (8) Shahada Channel | (4) Háthmati and Khári Cut Canals. | | (13) Jámda Canals. | (19) Krishna Canal. | (21) Revári Canal. | (24) Chikhli Canal. | (27) Gokák Canal, 1st Section, and Storage Works. | (82) Dharma Canal. | | | | | | | | | | | |
|--|---------------------------|--|---------------------|-----------------------|---------------------------|--------------------------|---------------------------|--|--------------------------|--------------|---------------------------|-------------------|-----------------|-------------------|--|------------------|-------|-------|--------|-------|
| | | Háthmati Canal. | Khári Cut Canal. | | | | | | | | | | | | | | | | | |
| | | Gomai River. | Háthmati River. | | | | | | | Khári River. | Girna River. | Krishna River. | River Wárna. | River- Nándni. | River Ghat- prabha and Storage Works. | Dharma River. | | | | |
| Minimum discharge per second. | C. ft. per second. | \$ | K. 30 | 15 | K. 182 | K. 188.22 | K. 4.30 | Not record- ed. | K. Nil. | K. Nil. | | | | | | | | | | |
| | | | R. 38 | 18 | R. 20 | R. 174.60 | R. 4.70 | | R. 105.61 | R. 1. | | | | | | | | | | |
| | | | H. W. 25 | 7 | H. W. 1 | H. W. 7.68 | H. W. 1.80 | | H. W. Nil. | H. W. Nil. | | | | | | | | | | |
| Maximum discharge of canal. | " " | \$ | K. 282 | 208 | K. 89 | 112.95 | 4.73 | Canal Mills. | K. 66 | K. 392.97 | | | | | | | | | | |
| | | | R. 182 | 208 | R. 65 | | | | R. 28 | R. 66 | R. 167.58 | | | | | | | | | |
| | | | H. W. 120 | 27 | H. W. 52 | | | | 17 | H. W. 16.50 | 68 | ... | | | | | | | | |
| Average annual rainfall. Inches. | " " | " " | K. 28.10 | 25.87 | 25.06 | 25.49 | 26.91 | 22.06 | 20.16 | 78.01 | | | | | | | | | | |
| | | | R. 0.50 | 0.28 | | | | | | | | | | | | | | | | |
| | | | | | | | | | | | | | | | | | | | | |
| Gross area commanded. Acres. | 3,000 | 44,744 | 32,000 | Left Bank. 87,122 | Right Bank. 9,166 | 28,327 | 3,813 | 1,871 | 18,668 | 13,562 | | | | | | | | | | |
| Culturable do. " " | 3,000 | 28,840 | 20,000 | 33,124 | 7,061 | 26,453 | 3,624 | 1,478 | 17,627 | 12,870 | | | | | | | | | | |
| Area irrigable by complete project " " | 3,000 | 11,336 | 16,000 | 3,500 | 1,500 | 14,320 | 1,920 | 1,478 | 17,627 | 12,870 | | | | | | | | | | |
| Area irrigable at present. " " | 2,000 | 8,000 | 16,000 | 3,500 | 1,500 | 12,320 | 1,920 | 1,478 | 17,627 | 12,870 | | | | | | | | | | |
| Sanctioned Estimate— Direct charges ... Rs. | 62,081 | 4,96,805 | 5,79,678 | 10,27,288 | | 8,29,067 | 56,324 | 53,803 | 13,19,115 | 95,582 | | | | | | | | | | |
| Indirect charges ... " | 4,508 | 30,086 | 30,651 | 61,402 | | 48,216 | 3,124 | 3,612 | 76,902 | 2,752 | | | | | | | | | | |
| Interest during construc- tion ... " | ... | 2,37,687 | ... | ... | | 7,83,613 | ... | ... | 1,44,865 | ... | | | | | | | | | | |
| Total, Estimate... Rs. | 66,584† | 7,64,578 | 6,10,329 | 10,88,640 | | 16,60,896 | 59,448 | 57,415 | 15,40,882 | 98,334 | | | | | | | | | | |
| Expenditure to end of 1922-23. | Direct charges Rs... | 62,081 | 4,93,590 | 7,50,058 | 9,94,136 | 8,92,977 | 56,771 | 53,803 | 13,01,750 | 95,509 | | | | | | | | | | |
| | | | | | | | | | | | Indirect charges Rs... | 4,508 | 27,004 | 47,207 870 | 50,001 | 51,482 | 3,040 | 3,639 | 80,172 | 2,323 |
| | | | | | | | | | | | | | | | | | | | | |
| Total, Expenditure. Rs. | 68,620 | 7,58,281 | 7,98,135 | 10,44,137 | | 17,27,520 | 59,811 | 57,442 | 16,23,015 | 97,832 | | | | | | | | | | |
| Works as now sanctioned— | | | | | | | | | | | | | | | | | | | | |
| Main Canals, Irrigation. Miles. | 18.00 | 21 | 31 | 39 | | 35.25 | 5.66 | 6.50 | 4.10 | 19.00 | | | | | | | | | | |
| Branch Canals do. " " | ... | ... | 8 | ... | | 28.25 | 5.25 | ... | 12.03 | 8.15 | | | | | | | | | | |
| Distributaries ... " | 0.57 | 25 | 27 | 75 | | ... | ... | ... | 35.43 | 3.71 | | | | | | | | | | |
| Of above— | | | | | | | | | | | | | | | | | | | | |
| Navigable Channels. Miles. | ... | ... | ... | ... | | ... | ... | ... | ... | ... | | | | | | | | | | |
| Works completed at end of 1922-1923— | | | | | | | | | | | | | | | | | | | | |
| Main Canals, Irrigation. Miles. | 18.00 | 21 | 31 | 39 | | 35.25 | 5.00 | 6.50 | 4.10 | 19.00 | | | | | | | | | | |
| Branch Canals do. " " | ... | ... | 8 | ... | | 28.62 | 5.25 | ... | 12.08 | 8.15 | | | | | | | | | | |
| Distributaries ... " | 0.57 | 53 | 29.5 | 75 | | ... | ... | ... | 35.43 | 3.71 | | | | | | | | | | |
| Of above— | | | | | | | | | | | | | | | | | | | | |
| Navigable Channels. Miles. | ... | ... | ... | ... | | ... | ... | ... | ... | ... | | | | | | | | | | |

Notes.—As irrigation has begun on the extended Pravara Left Bank Canal figure, shown in the statement are for the new canal. The figures for the old Pravara Left Bank Canal are not shown.

‡ As the channel had been a second class work no detail was kept. The discharge is being recorded from 1923-24 vide Government Resolution No. 1918, dated 9th June 1923.

* As reported by the Superintending Engineer, Northern Division.

(a) The culturable and irrigable areas commanded as given in the second revised project of the Pravara River Works are 182,976 and 57,000 acres, respectively, these include the old areas (culturable and irrigable at present) under Lakh Canal, viz., 25,536 and 11,280 acres, respectively. The balance is distributed between the two Pravara canals in proportion to their gross commands.

† The capital outlay on the works to end of 1921-22 vide Government Resolution No. 1918, dated 9th June 1923.

I—A.

excluding Sind, for the year 1922-1923.

| (33) KA'DVA RIVER WORKS. | | | (34) Girna Left Bank. | (35) Pravara River works. | (36) Godavari Canals. | | (37) Pravara River works. | (38) Pravara River works. | (41) Nira Left Bank Canal. | (47) Nira Right Bank Canal. |
|-----------------------------------|-----------------------------------|---------------|--------------------------------------|------------------------------|--------------------------|------------------|------------------------------|------------------------------|---------------------------------------|---|
| Palkhed Canal. | Ojhar Tambat Canal. | Wadali Canal. | Chankapur Tank. | Lakh Canal. | Right Bank Canal. | Left Bank Canal. | Pravara Right Bank Canal. | Pravara Left Bank Canal. | | |
| Kadva River. | Banganga River. | Kadva River. | Girna River. | Pravara River. | Godavari River. | | Pravara River. | Pravara River. | River Nira and Reservoir at Bhatghar. | River Nira and new Reservoir at Bhatghar. |
| K. 78 | K. 15 | K. 2 | K. 51 | K. 2 | K. 94 | K. 55 | K. 35 | K. 37 | K. 1,318 | |
| E. } Supplied from Wag-had tank | R. } Supplied from Wag-had tank | R. 3 | R. 32 | R. 2 | R. 95 | R. 70 | R. 23 | R. 7 | E. 34 | |
| H.W. } Supplied from Wag-had tank | H.W. } Supplied from Wag-had tank | H.W. 5 | H.W. } Supplied from Chankapur Tank. | H.W. 0.69 | H.W. 69 | H.W. 53 | H.W. 16 | H.W. 23 | H.W. 5 | |
| K. 59 | K. 11 | K. 15 | K. 51 | K. 11 | K. 285 | K. 143 | K. 107 | K. 306 | | |
| R. 70 | R. 15 | R. 10 | R. 66 | R. 7 | R. 329 | R. 194 | R. 126 | R. 262 | | 456 |
| H.W. 27 | H.W. 12 | H.W. 7 | H.W. 43 | H.W. 6 | H.W. 242 | H.W. 162 | H.W. 71 | H.W. 110 | | |
| 25.61 | 19.30 | 19.20 | 17.37 | 23.05 | 20.6 | 14.88 | 20.79 | 20.90 | 20.51 | 145† |
| 28,832 | 8,055 | 3,486 | 29,182 | 29,913 | 1,44,310 | 88,030 | (a)73,763 | (a)1,25,044 | 2,74,447 | 5,59,657 |
| 26,280 | 7,421 | 2,729 | 25,200 | 25,536 | 1,96,390 | 83,000 | (a)58,415 | (a)99,025 | 2,27,670 | 4,47,726 |
| 23,466 | 6,824 | 2,493 | 8,500 | 22,760 | 49,331 | 30,109 | (a)16,960 | (a)28,760 | 1,13,280 | 1,32,000 |
| 9,837 | 2,367 | 2,433 | 8,500 | 11,280 | 49,331 | 30,109 | (a)16,960 | (a)28,760 | 1,13,280 | |
| 2,38,087 | 14,541 | 29,771 | 19,69,449 | 3,75,189 | 95,46,098 | | 1,43,88,925 | | 57,34,655 | 4,76,28,007 |
| 15,761 | 833 | 1,540 | 67,634 | 20,277 | 4,90,702 | | 6,99,556 | | 3,69,780 | 14,82,853 |
| 2,12,554 | 2,411 | 32,150 | | 3,65,298 | | | | | 28,44,872 | |
| 4,66,402 | 17,785 | 63,461 | (b) 20,37,083 | 7,60,764 | (b) 1,00,36,800 | | (b)1,50,88,481 | | (c)89,49,307 | 4,91,10,860 |
| 2,71,376 | 7,186 | 28,291 | 19,75,451 | 3,52,446 | 97,44,785 | | 1,22,88,571 | | 62,47,582 | 2,62,06,838 |
| 17,216 | 647 | 2,354 | 68,013 | 19,445 | 4,98,215 | | 4,00,053 | | 3,73,303 | 7,05,846 |
| 3,17,565 | 5,044 | 45,081 | 10,50,404 | 3,55,414 | 40,23,188 | | 30,13,529 | | 82,08,239 | 51,83,228 |
| 6,06,157 | 12,877 | 75,676 | 30,93,863 | 7,27,305 | 1,42,66,138 | | 1,57,02,153 | | 1,48,29,124 | 3,20,95,907 |
| 11.00 | 8.00 | 8.62 | (e)18.61 | 23.00 | (d) 69.00 | (d) 48.00 | (d) 33.00 | (d) 47.12 | 100.25 | 110.00 |
| | | ... | | ... | (d) 5.00 | | | (d) 12.00 | | |
| 21.50 | | ... | (e)20.80 | 11.00 | (d) 12.25 | (d) 15.25 | (d) 13.00 | (d) 81.25 | 139.00 | |
| | | ... | | ... | | | | ... | | |
| 11.00 | 4.50 | 8.62 | (d)18.61 | 23.00 | (d) 69.00 | (d) 48.00 | (d) 33.00 | (d) 47.12 | 100.25 | |
| | | ... | | ... | (d) 5.00 | | | (d) 12.00 | | |
| (f)13.92 | | ... | (d)20.80 | 9.37 | (d) 42.25 | (d) 15.25 | (d) 13.00 | (d) 81.25 | 139.00 | |
| | | ... | | ... | | | | ... | | |

† Estimated rainfall in the catchment.

(b) These figures are for the whole project.

(c) These figures do not include the amount of widening the Nira Left Bank Canal.

(d) As actually completed.

(e) Includes the Girna Left Bank Canal extension as irrigation has begun on the extension since 1921-22.

(f) Owing to diversion of tail portion of Palkhed canal, the length of distributaries is diminished.

STATEMENT

Statement of Reservoir Projects in th.

| | (1) | (2) | (3) | (4) | (5)A | (7) | (8) | (9) | (10) | (11) | (12) | (14) | (15) | (16) | (17) | (18) | (20) |
|---|----------------|-----------------|-----------------|-------------------------|-----------------|--------------|---------------|----------------|--|----------------|----------------|--|-------------|------------------------------|--------------|--------------|--------------|
| | Gad-kori Tank. | Māvin-kop Tank. | Wan-groll Tank. | Transa Tank. | Nagrām-ma Tank. | Sāvli Tank. | Sahiat Tank. | Futelao Tank. | Lower Mānjhira River Works and Mukti Tank. | Hartāla Tank. | Mhāvva Tank. | Bhātodi Tank. | Ekrdk Tank. | Kore-gaon Tank. | Ashti Tank. | Pāthri Tank. | Mhāvva Tank. |
| Source of Supply. | Nāla. | Nāla. | Kharwa Nāla. | Mātar Drainage Channel. | Gādia Nāla. | Sahiat Nāla. | Futelao Nāla. | Local Streams. | Local Streams. | Local Streams. | Mehakri River. | Adhela River. | Nāla. | Ashti Nāla. | Yeral River. | Mān River. | |
| If supplied by rainfall. | 4.68 | 6.25 | 13 | Nil.* | 1.5* | 11 | 12.5 | 7 | 34.22 | 6.80 | 13.40 | 64 | 159 | 7 | 92 | 27.5 | 450 |
| Area of catchment ... Sq. miles. | 29.47 | 45.56 | 27.94 | 23.67 | | 25.98 | 24.52 | 24.77 | 22.70 | 26.25 | 27.51 | 25.41 | 22.15 | 26.84 | 24.27 | 27.47 | 2.73 |
| Average annual rainfall ... Inches. | | | | | | | | | | | | | | | | | |
| Contents of tanks between levels of surface of full supply and sill of canal head sluice. | 27.50 | 45.75 | 212.00 | 79.97 | 97.14 | 173.27† | 180 | 56 | 324 | 134 | 172 | 154 (75.82) at present after deducting silt. 315 | 3,310 | 84.35 | 1,419 | 407 | 601 |
| Area of surface at full supply. | 129 | 170 | 597 | 196 | 278 | 557 | 663 | 193 | 509 | 472 | 421 | 4,551 | 203 | 2,330 | 681 | 4,014 | |
| Gross area commanded. | 687 | 872 | 5,000 | 1,000 | 500 | 4,700 | 4,000 | 1,500 | 13,117 | 584 | 4,647 | 15,126 | 17,152 | 2,394 | 17,882 | 5,000 | 129,045 |
| Culturable do. | 637 | 755 | 5,000 | 883 | 402 | 4,700 | 4,000 | 1,200 | 12,627 | 527 | 4,075 | 13,657 | 16,941 | 2,394 | 16,825 | 4,538 | 106,214 |
| Area irrigable by complete project. | 450 | 755 | 3,000 | 500 | 300 | 3,000 | 2,000 | 840 | 12,627 | 415 | 1,700 | 12,124 | 16,941 | 1,050 | 11,780 | 2,500 | 24,900 |
| Do. at present. | 417 | 617 | 3,400 | 500 | 300 | 3,000 | 2,000 | 800 | 12,627 | 415 | 1,700 | 12,124 | 16,941 | 1,050 | 11,780 | 2,500 | 24,900 |
| Wells supplied by tanks. | No. Not known. | ... | ... | ... | ... | ... | ... | ... | ... | ... | ... | ... | ... | ... | ... | ... | 12 |
| Sanctioned Estimate-- | | | | | | | | | | | | | | | | | |
| Direct Charges | 16,990 | 30,379 | 2,03,375 | 2,61,048 | | 2,25,703 | 1,54,133 | 1,02,116 | 4,44,486 | 48,890 | 1,29,813 | 3,51,767 | 12,28,243 | 40,731 | 7,54,250 | 6,48,141 | 20,24,327 |
| Indirect Charges | 541 | 4,405 | 47,041 | 51,636 | | 23,519 | 32,649 | 8,669 | 22,774 | 26,150 | 10,202 | 26,511 | 1,06,687 | 1,318 | 80,677 | 29,715 | 1,03,947 |
| Interest during construction | ... | ... | ... | ... | | ... | ... | ... | 2,37,421 | ... | ... | ... | 8,00,650 | ... | ... | ... | 6,56,222 |
| Total Estimate | 17,531 | 34,384 | 2,50,416 | 3,12,734 | | 2,49,222 | 1,86,782 | 1,10,785 | 7,04,681 | 75,040 | 1,40,015 | 3,78,278 | 21,35,680 | 42,049 | 8,34,927 | 6,78,856 | 27,34,496 |
| Expenditure to end of 1922-23. | 16,363 | 30,185 | 2,42,512 | 2,38,032 | | 2,34,179 | 1,58,462 | 1,07,356 | 4,46,322 | 47,948 | 1,23,781 | 3,53,685 | 12,28,117 | 37,923 | 7,59,742 | 6,27,825 | 20,05,553 |
| Direct Charges. | 555 | 3,319 | 50,783 | 42,603 | | 21,031 | 25,577 | 9,106 | 23,339 | 25,434 | 10,175 | 27,022 | 1,12,269 | 1,260 | 79,123 | 15,021 | 90,463 |
| Indirect Charges. | ... | ... | ... | ... | | ... | ... | ... | 4,18,839 | ... | ... | ... | 10,27,893 | ... | ... | ... | 14,45,492 |
| Interest during construction | ... | ... | ... | ... | | ... | ... | ... | ... | ... | ... | ... | ... | ... | ... | ... | ... |
| Total Expenditure | 16,918 | 33,504 | 2,93,295 | 2,80,635 | | 2,55,210 | 1,84,029 | 1,16,461 | 8,87,460 | 73,382 | 1,38,936 | 3,79,707 | 23,38,279 | 39,189 | 8,38,866 | 6,42,846 | 26,41,503 |
| Works as now sanctioned-- | | | | | | | | | | | | | | | | | |
| Dam (earth or masonry) | Earth. | Earth | Earth. | Earth. | Earth. | Earth. | Earth. | Earth. | Earth. | Earth. | Earth. | Masonry | Earth. | 2 dams, 1 earth & 1 masonry. | Earth. | Earth. | Earth. |
| Total height | 20'00 | 30'53 | 27'18 | 15'84 | 17'12 | 37'5 | 22'14 | 34'60 | 65 | 51'50 | 44 | 50 | 76 | 71 & 16 | 57'75 | 63'75 | 79'79 |
| Canals | ... | ... | 13'79 | 5'35 | 2'25 | 8'35 | 9'25 | 4'48 | ... | ... | ... | 4'50 | 48 | 3'75 | 27'50 | 4'66 | 66'25 |
| Distributaries | 1'50 | 2'79 | ... | ... | ... | 1'32 | 0'85 | ... | 45 | 5'50 | 7 | 5'50 | 1'68 | ... | 3'15 | 3'33 | 43'50 |
| Works completed at end of 1922-23-- | | | | | | | | | | | | | | | | | |
| Dam (height completed) | 20'00 | 30'53 | 27'18 | 15'84 | 17'12 | 37'5 | 22'14 | 34'60 | 65 | 51'50 | 44 | 50 | 76 | 71 & 16 | 57'75 | 63'75 | 79'79 |
| Canals | ... | ... | 17'26 | 5'35 | 2'25 | 8'35 | 9'25 | 3'99 | ... | ... | ... | 4'50 | 48 | 3'75 | 27'50 | 4'66 | 66'25 |
| Distributaries | 1'50 | 2'79 | Nil. | ... | ... | 1'32 | 1'79 | ... | 45 | 5'50 | 7 | 5'50 | 1'68 | ... | 3'15 | 3'33 | 43'36 |

* The catchment area of the drainage channel is 13 square miles in addition.
 † At provisional F. S. L. R. L. 103'50.
 ‡ At original F. S. L. R. L. 105'00.
 § Decimals have been omitted.
 ¶ Includes 38½ miles of branch Canals.
 ** As per contours recently taken, vide S. E., D. I. D.'s No. 1908, dated 5th May 1923.
 †† Estimated rainfall in the catchment.

II-A.

Bombay Presidency, excluding Sind, for 1922-1923.

| (22) | (23) | (25) | (26) | (27) | (28) | (29) | (30) | (31) | (32) | (34) | (35) | (36) | (38) | (40) | (40)A | (41) | (41)A | (42) | (43) | (44) |
|-------------------------------------|--|------------|----------------|---|-------------|-------------|-----------------|-------------|---------------------------------|--------------------------------------|---------------------------------|-------------|---|---------------------------------------|--|---------------|--------------|-------------------------------------|-------------------------------------|------|
| Upper Man River Works (Pangli Tank) | Yerla River Irrigation Works (Nehr Tank) | Maini Tank | Muchkundi Tank | Gokak Canal, 1st Section, and Storage Works | Dambal Tank | Medler Tank | Madag Tank | Asundi Tank | Kadva River Works (Waghad Tank) | Chankapur Tank Girna Left Bank Canal | Darna Reservoir Godavari Canals | Parul Tank | Mutha Reservoir, Lake Fife Mutha Canals | Matoba Tank | Bhatghar Reservoir, Nira Canal | Shetphal Tank | Kasurdi Tank | Shirsu-phal Tank | Bhadalvadi Tank | |
| Man River | Yerla River | Wanga Nala | Muchkundi Nala | Ghatprabha River, Ghat Catchment | Nala | Nala | Kumudwadi River | Nala | Kolvan River, Ghat Catchment | Girna River | Darna River | Parul River | Mutha River, Ghat Catchment | Small Nala and Mutha Right Bank Canal | Yolvandi River, Ghat Catchment | Nira Canal | Kasurdi Nala | Deccan Tributary of the Bhima River | Deccan Tributary of the Bhima River | |
| 20'00 | 59'55 | 51'70 | 26'00 | 1,080 | 49 | 11 | 540 | 23 | 29 | 100 | 156 | 17 | 196 | 10 | 123 | 2'33 | 6 | 23 | 23 | |
| 18'18 | 24'78 | 20'07 | 16'70 | 20'16 | 19'88 | 19'75 | 29'53 | 24'05 | 47'72 | 34'28 | 34'80 | 17'04 | 138 | 16'18 | 145 | 19'27 | 17'29 | 16'58 | 9'33 | |
| 188 | 489 | 183 | 634 | 907'132 | 118'66 | 57'60 | 54'63 | 74 | 606 | 1,548 | 7,763** | 119 | 3,447(h) | 230(j) | 5,313 | 572 | 9(j) | 357(j) | 190(j) | |
| 340 | 676 | 427 | 1,059 | 2,731'86 | 442 | 169 | 363 | 418 | 778 | 1,043 | 8,564 | 151 | 3,758 | 417 | 4,775 | 893 | 379 | 694 | 335 | |
| 9,443 | 11,234 | 4,876 | 5,570 | (a)..... | 3,000 | 1,916 | 2,351 | 1,800 | (g)... | (a)... | (a)... | 3,337 | 94,087 | 10,700 | } No irrigation direct from the Reservoir. | 25,000(e) | 597 | 4,500 | 3,000 | |
| 7,623 | 10,650 | 4,625 | 5,417 | (a)..... | 2,500 | 830 | 1,345 | 1,011 | (g)... | (a)... | (a)... | 3,197 | 49,800(f) | 7,133 | | 25,000(e) | 478 | 2,500 | 2,400 | |
| 2,050 | 6,000 | 4,625 | 3,417 | (a)..... | 2,500 | 1,054 | 2,186 | 1,011 | (g)... | (a)... | (a)... | 1,000 | 16,800 | 3,250 | | 4,300 | 150 | 1,900 | 2,000 | |
| 3,990 | 5,490 | 4,625 | 750 | (a)..... | 1,000 | 600 | 1,345 | 1,011 | (g)... | (a)... | (a)... | 1,000 | 16,800 | 3,250 | | 4,200 | 150 | 1,900 | 2,000 | |
| 29 | 28 | 13 | ... | 41 | Un-certain. | ... | ... | ... | ... | ... | ... | ... | ... | ... | ... | ... | ... | ... | ... | |
| 4,16,341 | 4,96,754 | 3,68,000 | 1,48,200 | (a)..... | 61,163 | 78,237 | 2,32,283 | 67,731 | 4,67,662 | (a)... | (a)... | 2,15,866 | 64,62,810 | 1,93,000 | (a)... | 7,04,442 | 40,812 | 2,09,460 | 2,14,322 | |
| 25,190 | 43,580 | 22,492 | 20,220 | (a)..... | 3,744 | 3,468 | 17,144 | 12,754 | 16,835 | (a)... | (a)... | 6,246 | 2,56,743 | 17,500 | (a)... | 46,435 | 4,778 | 12,822 | 14,342 | |
| ... | ... | ... | ... | (a)..... | ... | ... | ... | ... | 2,17,233 | (a)... | (a)... | ... | 56,54,209 | ... | (a)... | 55,157 | ... | ... | ... | |
| 6,64,531 | 7,46,314 | 3,90,492 | 1,68,420 | (a)..... | 64,906 | 81,705 | 2,46,407 | 80,485 | 7,01,730 | (a)... | (a)... | 2,23,612 | 1,23,73,762 | 2,10,500 | (a)... | 8,06,034 | 45,590 | 2,22,232 | 2,28,724 | |
| 4,15,335 | 7,27,556 | 4,62,125 | 1,40,217 | (a)..... | 60,847 | 78,354 | 1,61,246 | 60,741 | 6,64,888 | (a)... | (a)... | 2,08,007 | 62,44,640 | } Included in the Mutha Canal. | (a)... | (a)... | 40,812 | 2,12,189 | 2,13,115 | |
| 28,451 | 45,571 | 25,525 | 12,490 | (a)..... | 3,133 | 3,038 | 6,350 | 14,254 | 42,233 | (a)... | (a)... | 6,988 | 2,95,313 | | (a)... | (a)... | 4,778 | 12,369 | 14,367 | |
| ... | ... | ... | ... | (a)..... | ... | ... | ... | ... | 4,45,241 | (a)... | (a)... | ... | 1,18,73,466 | | (a)... | (a)... | ... | ... | ... | |
| 4,02,207 | 7,73,127 | 4,87,650 | 1,68,707 | (a)..... | 63,980 | 81,392 | 1,67,598 | 74,895 | 11,62,362 | (a)... | (a)... | 2,14,896 | 1,94,13,419 | ... | (a)... | (a)... | 45,590 | 2,24,568 | 2,27,422 | |
| Earth | Earth | Earth | Masonry | Masonry | Earth | Earth | Earth | Earth | Earth | Masonry | Masonry | Earth | Masonry | Earth | Masonry | Earth | Earth | Earth | Earth | |
| 23'00 | 74 | 57'33 | 60'00 | 27 ft. (maximum above foundation). 16'18 | 42'25 | 41 | 100 | 33'05 | 95 | 92 | 92 | 63'27 | 97'84 | 48'41 | { 127(c) } { 106(d) } | 66 | 33'45 | 54'32 | 55'09 | |
| 23'00 | 33'33 | 9'25 | 6'50 | ... | ... | 9 | ... | (g)... | (b)... | (a)... | ... | 88 | ... | (a)... | (a)... | 6'54 | ... | ... | ... | |
| 1'30 | 4 | 7'58 | 2'25 | 35'43 | 3'27 | 5'64 | ... | 4'86 | (g)... | (a)... | (a)... | 4'75 | 70 | 17 | (a)... | ... | 1'75 | 12'50 | 9'75 | |
| 23'00 | 74 | 57'33 | 60'00 | 27'00 | 42'25 | 41 | 100 | 33'05 | 95 | 92 | 92 | 63'27 | 97'84 | 48'41 | { 127(c) } { 106(d) } | 66 | 33'45 | 54'32 | 55'09 | |
| 23'00 | 33'33 | 9'25 | 5'50 | { 4'10 Main Canal I. 12'03 Wadghat Branch } | ... | ... | 9 | ... | (g)... | (b)... | (a)... | ... | 88 | ... | (a)... | 6'54 | ... | ... | ... | |
| 1'30 | 4 | 7'58 | 2'25 | 35'43 | 3'27 | 5'64 | ... | 4'86 | (g)... | (a)... | (a)... | 4'75 | 67 | 17 | (a)... | ... | 1'75 | 12'50 | 9'75 | |

(e) Figures given in Statement I-A.
 (f) The tank supplies the Girna Left Bank Canal.
 (g) Above lowest foundations.
 (h) Above lowest point in river bed.
 (i) This area is also commanded by the Nira Left Bank Canal.
 (j) The tank supplies the Palkhed, Ojhar, Tambat and Wadali Canals and their distributaries as noted in Statement I-A.
 (k) Storage available after deducting 508 m. cft. which cannot be used on account of the Poona water-supply.
 (l) Includes 7,133 acres commanded by Matoba Tank.
 (m) After deducting silt deposits.

STATEMENT
Capital Account of Irrigation Works in Deccan

| Name of Work. | DURING YEAR. | | | | | | | | | |
|---|-----------------|----------------|------------------|--------|-------------------------------------|--------|-------------------|-------------------------------|---------------------|--------|
| | Direct Charges. | | | | | | Indirect Charges. | | | |
| | Works. | Establishment. | Tools and Plant. | Total. | Deduct—Receipts on Capital Account. | Total. | Capitalisation. | Leave and Pension Allowances. | Audit and Accounts. | Total. |
| 1 | 2 | 3 | 4 | 5 | 6 | 7 | 8 | 9 | 9a | 10 |
| WORKS FOR WHICH CAPITAL ACCOUNTS ARE KEPT. | Ra. | Ra. | Ra. | Ra. | Ra. | Ra. | Ra. | Ra. | Ra. | Ra. |
| PRODUCTIVE. | | | | | | | | | | |
| <i>Works in Operation.</i> | | | | | | | | | | |
| 1. Gadikeri Tank | ... | ... | ... | ... | ... | ... | ... | ... | ... | ... |
| 2. Mavinkop Tank | ... | ... | ... | ... | ... | ... | ... | ... | ... | ... |
| 3. Shahada Channel | ... | ... | ... | ... | ... | ... | ... | ... | ... | ... |
| Total, Productive | ... | ... | ... | ... | ... | ... | ... | ... | ... | ... |
| UNPRODUCTIVE. | | | | | | | | | | |
| <i>Works in Operation.</i> | | | | | | | | | | |
| 4. Hathmati and Khari Cut Canal ... | 1,499 | 365 | 31 | 1,895 | ... | 1,895 | ... | 51 | 15 | 66 |
| 5. Wangroli Tank | 1,808 | 440 | 37 | 2,285 | ... | 2,285 | ... | 62 | 18 | 80 |
| 6. Tranza-Nagrama Tank | ... | ... | ... | ... | ... | ... | ... | ... | ... | ... |
| 7. Savli Tank | ... | ... | ... | ... | ... | ... | ... | ... | ... | ... |
| 8. Sahiat do. | ... | ... | ... | ... | ... | ... | ... | ... | ... | ... |
| 9. Futelso do. | ... | ... | ... | ... | ... | ... | ... | ... | ... | ... |
| 10. Lower Panjhra River Works | ... | ... | ... | ... | ... | ... | ... | ... | ... | ... |
| 11. Hartala Tank | ... | ... | ... | ... | ... | ... | ... | ... | ... | ... |
| 12. Mhaswa do. | ... | ... | ... | ... | ... | ... | ... | ... | ... | ... |
| 13. Jamba Canals | 2,406 | 469 | 83 | 2,958 | ... | 2,958 | ... | 66 | 24 | 90 |
| 14. Bhatodi Tank | ... | ... | ... | ... | ... | ... | ... | ... | ... | ... |
| 15. Ekrak do. | ... | ... | ... | ... | ... | ... | ... | ... | ... | ... |
| 16. Koregaon do. | ... | ... | ... | ... | ... | ... | ... | ... | ... | ... |
| 17. Ashti do. | 2,139 | 427 | 76 | 2,692 | ... | 2,692 | ... | 60 | 22 | 82 |
| 18. Pathri do. | ... | ... | ... | ... | ... | ... | ... | ... | ... | ... |
| 19. Krishna Canal | ... | ... | ... | ... | ... | ... | ... | ... | ... | ... |
| 20. Mhasvad Tank | ... | ... | ... | ... | ... | ... | ... | ... | ... | ... |
| 21. Revári Canal | ... | ... | ... | ... | ... | ... | ... | ... | ... | ... |
| 22. Upper Man River Works | ... | ... | ... | ... | ... | ... | ... | ... | ... | ... |
| 23. Yerla River Irrigation Works ... | 6,518 | 1,270 | 226 | 8,014 | ... | 8,014 | ... | 178 | 65 | 243 |
| 24. Chikhli Canal | ... | ... | ... | ... | ... | ... | ... | ... | ... | ... |
| 25. Maini Tank | ... | ... | ... | ... | ... | ... | ... | ... | ... | ... |
| 26. Muchkundi do. | ... | ... | ... | ... | ... | ... | ... | ... | ... | ... |
| 27. Gokak Canal, 1st Section and Storage Works | ... | ... | ... | ... | ... | ... | ... | ... | ... | ... |
| 28. Dambal Tank | ... | ... | ... | ... | ... | ... | ... | ... | ... | ... |
| 29. Medleri do. | ... | ... | ... | ... | ... | ... | ... | ... | ... | ... |
| Carried over | 14,420 | 2,971 | 453 | 17,844 | ... | 17,844 | ... | 417 | 144 | 561 |

I-B.

and Gujarát for, and to end of, 1922-1923.

TO END OF YEAR.

| Grand Total. | Direct Charges. | | | | | | Indirect Charges. | | | | Grand Total. |
|--------------|-----------------|----------------|------------------|-------------|-------------------------------------|-------------|-------------------|-------------------------------|---------------------|----------|--------------|
| | Works. | Establishment. | Tools and Plant. | Total. | Deduct—Receipts on Capital Account. | Total. | Capitalization. | Leave and Pension Allowances. | Audit and Accounts. | Total. | |
| 11 | 12 | 13 | 14 | 15 | 16 | 17 | 18 | 19. | 19a | 20 | 21 |
| Rs. | Rs. | Rs. | Rs. | Rs. | Rs. | Rs. | Rs. | Rs. | Rs. | Rs. | Rs. |
| ... | 13,105 | 3,118 | 140 | 16,363 | ... | 16,363 | 13 | 542 | ... | 555 | 16,918 |
| ... | 23,738 | 6,232 | 353 | 30,323 | 138 | 30,185 | 2,101 | 1,218 | ... | 3,319 | 33,504 |
| ... | 29,535 | 32,161 | 335 | 62,031 | ... | 62,031 | ... | 4,503 | ... | 4,503 | 66,534 |
| ... | 66,378 | 41,511 | 828 | 1,08,717 | 138 | 1,08,579 | 2,114 | 6,263 | ... | 8,377 | 1,16,956 |
| 1,961 | 10,07,178 | 2,24,687 | 13,252 | 12,45,117 | 1,469 | 12,43,648 | 36,598 | 33,462 | 21 | 75,081 | 13,18,729 |
| 2,365 | 2,13,031 | 23,361 | 1,863 | 2,43,255 | 743 | 2,42,512 | 46,793 | 3,972 | 18 | 50,783 | 2,93,295 |
| ... | 2,22,942 | 14,168 | 924 | 2,38,034 | 2 | 2,38,032 | 40,620 | 1,983 | ... | 42,603 | 2,80,635 |
| ... | 2,02,133 | 30,269 | 1,974 | 2,34,426 | 247 | 2,34,179 | 16,793 | 4,238 | ... | 21,031 | 2,55,210 |
| ... | 1,34,805 | 22,199 | 1,448 | 1,58,452 | ... | 1,58,452 | 22,470 | 3,107 | ... | 25,577 | 1,84,029 |
| ... | 88,822 | 17,325 | 1,209 | 1,07,356 | ... | 1,07,356 | 6,680 | 2,425 | ... | 9,105 | 1,16,461 |
| ... | 3,67,303 | 74,888 | 3,228 | 4,45,419 | 37 | 4,45,382 | 3,694 | 14,545 | ... | 23,239 | 4,68,621 |
| ... | 33,487 | 11,936 | 2,579 | 47,952 | 4 | 47,948 | 23,052 | 2,382 | ... | 25,434 | 73,382 |
| ... | 1,01,259 | 26,399 | 1,129 | 1,28,787 | 6 | 1,28,781 | 5,026 | 5,149 | ... | 10,175 | 1,38,956 |
| 3,048 | 7,86,635 | 1,92,310 | 13,212 | 9,94,157 | 21 | 9,94,136 | 12,015 | 37,962 | 24 | 50,001 | 10,44,137 |
| ... | 2,73,238 | 70,183 | 9,354 | 3,53,375 | 690 | 3,52,685 | 13,023 | 13,999 | ... | 27,022 | 3,79,707 |
| ... | 10,07,089 | 2,12,509 | 9,713 | 12,29,311 | 1,194 | 12,28,117 | 69,948 | 42,321 | ... | 1,12,269 | 13,40,386 |
| ... | 30,044 | 7,661 | 218 | 37,923 | ... | 37,923 | ... | 1,266 | ... | 1,266 | 39,189 |
| 2,774 | 6,11,425 | 1,45,511 | 8,198 | 7,65,134 | 5,392 | 7,59,742 | 52,311 | 26,790 | 22 | 79,123 | 8,38,865 |
| ... | 5,21,733 | 1,00,435 | 7,403 | 6,29,521 | 1,796 | 6,27,725 | 960 | 14,061 | ... | 15,021 | 6,42,846 |
| ... | 7,35,136 | 1,55,273 | 2,568 | 8,92,977 | ... | 8,92,977 | 21,822 | 29,660 | ... | 51,482 | 9,44,459 |
| ... | 15,98,308 | 3,45,781 | 62,937 | 20,07,026 | 1,473 | 20,05,553 | 36,924 | 53,539 | ... | 90,463 | 20,96,016 |
| ... | 47,057 | 9,693 | 21 | 56,771 | ... | 56,771 | 1,259 | 1,781 | ... | 3,040 | 59,811 |
| ... | 3,14,286 | 95,008 | 6,732 | 4,16,076 | 241 | 4,15,835 | 5,880 | 17,571 | ... | 23,451 | 4,39,286 |
| 3,257 | 5,96,174 | 1,25,456 | 3,291 | 7,29,921 | 2,365 | 7,27,556 | 22,684 | 22,322 | 65 | 45,571 | 7,73,127 |
| ... | 39,984 | 13,611 | 208 | 53,803 | ... | 53,803 | 917 | 2,722 | ... | 3,639 | 57,442 |
| ... | 3,43,053 | 1,16,100 | 3,512 | 4,62,665 | 540 | 4,62,125 | 3,375 | 21,650 | ... | 25,525 | 4,87,650 |
| ... | 1,11,330 | 26,360 | 2,294 | 1,40,484 | 267 | 1,40,217 | 14,386 | 4,104 | ... | 18,490 | 1,58,707 |
| ... | 11,00,143 | 1,81,106 | 21,236 | 13,02,490 | 740 | 13,01,750 | 53,279 | 26,893 | ... | 80,172 | 13,81,922 |
| ... | 49,262 | 10,769 | 873 | 60,909 | 62 | 60,847 | 1,034 | 2,099 | ... | 3,133 | 63,980 |
| ... | 61,881 | 15,824 | 1,155 | 78,360 | 6 | 78,354 | 243 | 2,795 | ... | 3,038 | 81,392 |
| 18,405 | 1,06,00,893 | 22,73,322 | 1,85,586 | 1,30,59,801 | 17,395 | 1,30,42,406 | 5,17,286 | 3,98,293 | 150 | 9,15,734 | 1,39,58,240 |

STATEMENT

| Name of Work. | DURING YEAR. | | | | | | | | | |
|---|-----------------|----------------|-----------------------|-----------|-------------------------------------|-------------------|-----------------|-------------------------------|---------------------|----------|
| | Direct Charges. | | | | | Indirect Charges. | | | | |
| | Works. | Establishment. | Tools and Plant. | Total. | Deduct—Receipts on Capital Account. | Total. | Capitalization. | Leave and Pension Allowances. | Audit and Accounts. | Total. |
| 1 | 2 | 3 | 4 | 5 | 6 | 7 | 8 | 9 | 10 | |
| | Rs. | Rs. | Rs. | Rs. | Rs. | Rs. | Rs. | Rs. | Rs. | Rs. |
| Brought forward ... | 14,420 | 2,971 | 458 | 17,844 | ... | 17,844 | ... | 417 | 144 | 561 |
| WORKS FOR WHICH CAPITAL ACCOUNTS ARE KEPT—contd. | | | | | | | | | | |
| <i>UNPRODUCTIVE—contd.</i> | | | | | | | | | | |
| <i>Works in Operation—contd.</i> | | | | | | | | | | |
| 30. Madag Tank ... | ... | ... | ... | ... | ... | ... | ... | ... | ... | ... |
| 31. Asundi do. ... | ... | ... | ... | ... | ... | ... | ... | ... | ... | ... |
| 32. Dharma Canal ... | ... | ... | ... | ... | ... | ... | ... | ... | ... | ... |
| 33. Kādva River Works ... | ... | ... | ... | ... | ... | ... | ... | ... | ... | ... |
| 34. Chankāpur Tank ... | 5,768 | 1,488 | 128 | 7,379 | ... | 7,379 | 1,116 | 208 | 58 | 1,382 |
| 35. Pravara River Works—Lākh Canal ... | ... | ... | ... | ... | ... | ... | ... | ... | ... | ... |
| 36. Godāvri Canal ... | 22,298 | 5,732 | 498 | 28,528 | ... | 28,528 | 1,758 | 802 | 223 | 2,783 |
| 37. Pravara River Canal .. | 8,76,421 | 2,25,816 | 21,803 (a)—190 | 11,22,850 | 2,331 | 11,20,519 | 1,797 | 31,544 | 8,764 | 42,105 |
| 38. Parsul Tank ... | ... | ... | ... | ... | ... | ... | ... | ... | ... | ... |
| 39. Pravara Left Bank Canal ... | ... | ... | ... | ... | ... | ... | ... | ... | ... | ... |
| 40. Mutha Canal including Mātoba Tank... | ... | ... | ... | ... | ... | ... | ... | ... | ... | ... |
| 41. Nira Canal and Shetpal Tank ... | 15,768 | 4,054 | 352 | 20,174 | 3 | 20,171 | ... | 568 | 158 | 726 |
| 42. Kāsuri Tank ... | ... | ... | ... | ... | ... | ... | ... | ... | ... | ... |
| 43. Shirsuphal do. ... | ... | ... | ... | ... | ... | ... | ... | ... | ... | ... |
| 44. Bhādalwādi do. ... | ... | ... | ... | ... | ... | ... | ... | ... | ... | ... |
| Total, Works in Operation ... | 9,94,675 | 2,39,556 | 22,734 (a)—190 | 11,96,775 | 2,334 | 11,94,441 | 4,671 | 33,539 | 9,847 | 47,557 |
| <i>Works under Construction.</i> | | | | | | | | | | |
| 45. Mālādevi Tank ... | ... | ... | ... | ... | ... | ... | ... | ... | ... | ... |
| 46. Budhihal Tank ... | 492 | 127 | 11 | 630 | 288 | 342 | ... | 18 | 5 | 23 |
| 47. Nira Right Bank Canal ... | 28,16,905 | 7,24,187 | (a)1,86,329 68,281 | 37,95,702 | 11,056 | 37,84,646 | 388 | 1,01,386 | 28,169 | 1,29,943 |
| 48. Gokak Canal Survey ... | 39,761 | 15,831 | 1,758 | 57,350 | ... | 57,350 | ... | 2,216 | 398 | 2,614 |
| 49. Victoria Tank ... | 20 | 5 | 1 | 26 | 120 | -94 | ... | 1 | ... | 1 |
| 50. Suki River ... | ... | ... | ... | ... | ... | ... | ... | ... | ... | ... |
| Total, Works under Construction ... | 28,57,178 | 7,40,150 | 70,051 (a)1,86,329 | 38,53,708 | 11,464 | 38,42,244 | 388 | 1,03,621 | 28,572 | 1,32,581 |
| <i>Works in Abeyance.</i> | | | | | | | | | | |
| 51. Gokāk Canal, II Section ... | ... | ... | ... | ... | ... | ... | ... | ... | ... | ... |
| Total, Unproductive ... | 37,91,853 | 9,79,706 | 92,785 (a)1,86,139 | 50,50,483 | 13,798 | 50,36,685 | 5,059 | 1,37,160 | 37,919 | 1,80,188 |
| GRAND TOTAL ... | 37,91,853 | 9,79,706 | 92,785 (a)1,86,139 | 50,50,483 | 13,798 | 50,36,685 | 5,059 | 1,37,160 | 37,919 | 1,80,188 |

(a) Suspense Account.

I-B—*enclued.*

| To END OF YEAR. | | | | | | | | | | | |
|-----------------|-----------------|----------------|---------------------------|-------------|-------------------------------------|-------------|-------------------|-------------------------------|---------------------|-----------|--------------|
| Grand Total. | Direct Charges. | | | | | | Indirect Charges. | | | | Grand Total. |
| | Works. | Establishment. | Tools and Plant. | Total. | Deduct—Receipts on Capital Account. | Total. | Capitalization. | Leave and Pension Allowances. | Audit and Accounts. | Total. | |
| 11 | 12 | 13 | 14 | 15 | 16 | 17 | 18 | 19 | 19a | 20 | 21 |
| Rs. | Rs. | Rs. | Rs. | Rs. | Rs. | Rs. | Rs. | Rs. | Rs. | Rs. | Rs. |
| 18,405 | 1,06,00,893 | 22,73,323 | 1,85,586 | 1,30,59,801 | 17,295 | 1,30,42,506 | 5,17,386 | 8,99,298 | 150 | 9,15,734 | 1,39,58,340 |
| ... | 1,26,596 | 31,841 | 2,825 | 1,61,269 | 14 | 1,61,248 | ... | 6,350 | ... | 6,350 | 1,67,598 |
| ... | 48,805 | 10,881 | 1,055 | 60,741 | ... | 60,741 | 12,536 | 1,718 | ... | 14,264 | 74,995 |
| ... | 77,768 | 16,588 | 1,153 | 95,509 | ... | 95,509 | 2 | 2,321 | ... | 2,323 | 97,832 |
| ... | 7,60,525 | 1,88,801 | 22,555 | 9,71,881 | 140 | 9,71,741 | 81,133 | 31,317 | ... | 62,450 | 10,34,191 |
| 8,761 | 15,80,899 | 3,85,680 | 61,004 | 19,77,583 | 2,132 | 19,75,451 | 20,010 | 47,634 | 869 | 68,013 | 20,43,464 |
| ... | 2,64,529 | 68,641 | 19,477 | 3,52,647 | 201 | 3,52,446 | 5,824 | 13,621 | ... | 19,445 | 3,71,891 |
| 31,311 | 81,87,901 | 13,31,886 | 2,26,974 | 97,46,761 | 2,026 | 97,44,735 | 3,11,151 | 1,86,461 | 603 | 4,98,215 | 1,02,43,950 |
| 11,62,624 | 97,56,674 | 22,65,478 | 2,82,127 | 1,23,04,283 | 15,712 | 1,22,88,571 | 66,531 | 3,17,167 | 16,355 | 4,00,053 | 1,26,88,624 |
| ... | 1,62,423 | 42,832 | 2,323 | 2,08,078 | 71 | 2,08,007 | 972 | 6,016 | ... | 6,988 | 2,14,995 |
| ... | 2,34,163 | 85,770 | 4,528 | 3,24,461 | 144 | 3,24,317 | 6,943 | 16,290 | ... | 23,233 | 3,47,550 |
| ... | 50,96,724 | 10,42,934 | 1,18,446 | 62,56,968 | 12,328 | 62,44,640 | 93,528 | 2,01,785 | ... | 2,95,313 | 65,39,953 |
| 20,897 | 49,15,576 | 12,04,641 | 1,35,750 | 62,55,967 | 8,385 | 62,47,582 | 1,87,189 | 1,85,924 | 190 | 3,73,303 | 66,20,885 |
| ... | 31,433 | 8,495 | 884 | 40,812 | ... | 40,812 | 3,079 | 1,699 | ... | 4,778 | 45,590 |
| ... | 1,71,148 | 38,190 | 2,861 | 2,12,199 | ... | 2,12,199 | 5,137 | 7,232 | ... | 12,369 | 2,24,568 |
| ... | 1,57,001 | 53,493 | 2,621 | 2,13,115 | ... | 2,13,115 | 4,067 | 10,240 | ... | 14,307 | 2,27,422 |
| 12,41,998 | 4,21,73,058 | 89,09,473 | 10,70,669 (a) - 1,132 | 5,22,42,068 | 58,448 | 5,21,83,620 | 12,65,388 | 14,34,073 | 17,667 | 27,17,123 | 5,49,00,748 |
| ... | 2,42,869 | 60,546 | 1,473 | 3,04,888 | 2,848 | 3,02,040 | 875 | 9,013 | ... | 9,888 | 3,11,928 |
| 865 | 4,00,333 | 90,066 | 5,085 | 4,95,489 | 3,397 | 4,92,092 | 5,741 | 12,609 | 9 | 18,359 | 5,10,451 |
| 39,14,589 | 2,05,59,389 | 42,26,075 | 8,84,520 (a) 5,73,929 | 2,62,43,913 | 37,080 | 2,62,06,833 | 60,823 | 5,91,650 | 53,373 | 7,05,846 | 2,69,12,679 |
| 59,964 | 42,160 | 16,631 | 1,931 | 60,723 | ... | 60,723 | ... | 2,328 | 422 | 2,750 | 63,473 |
| - 93 | 52,918 | 11,169 | 726 | 64,812 | 2,069 | 62,743 | 2,463 | 1,565 | ... | 4,028 | 66,771 |
| ... | 12,212 | 2,749 | 178 | 15,139 | ... | 15,139 | ... | 385 | ... | 385 | 15,524 |
| 39,74,825 | 2,13,09,836 | 44,07,235 | 8,93,913 (a) 5,73,929 | 2,71,84,963 | 45,394 | 2,71,39,569 | 69,902 | 6,17,550 | 53,804 | 7,41,256 | 2,78,80,825 |
| ... | 92,036 | 70,024 | 14,246 | 1,76,306 | ... | 1,76,306 | 740 | 13,238 | ... | 13,978 | 1,90,284 |
| 52,16,823 | 6,35,74,980 | 1,34,76,732 | 19,78,328 (a) 5,73,797 | 7,96,03,337 | 1,03,843 | 7,94,99,495 | 13,36,030 | 20,64,361 | 71,471 | 34,72,362 | 8,39,71,857 |
| 52,16,823 | 6,36,41,358 | 1,35,13,243 | 19,79,656 (a) 5,73,797 | 7,97,12,054 | 1,03,980 | 7,96,08,074 | 13,38,144 | 20,71,124 | 71,471 | 34,80,739 | 8,30,83,813 |

(a) Suspense Account.

F. DE GA,
Assistant Accounts Officer.

Statement showing the Financial Results of Irrigation Works in

(Realizations under main heads of

| Name of Work. | REVENUE (ACTUAL RECEIPTS). | | | | | | | | | |
|---|----------------------------|------------------------|--------|-------------|--------------|--------------|----------------|----------|---------------------|-----------------------------|
| | Irrigation. | | | Navigation. | Plantations. | Water-power. | Miscellaneous. | Total. | Refunds of Revenue. | Gross Revenue less refunds. |
| | Water-rate directly paid. | Share of Land Revenue. | Total. | | | | | | | |
| 1 | 2 | 3 | 4 | 5 | 6 | 7 | 8 | 9 | 10 | 11 |
| | Rs. | Rs. | Rs. | Rs. | Rs. | Rs. | Rs. | Rs. | Rs. | Rs. |
| WORKS FOR WHICH CAPITAL ACCOUNTS ARE KEPT. | | | | | | | | | | |
| PRODUCTIVE. | | | | | | | | | | |
| <i>Works in Operation.</i> | | | | | | | | | | |
| 1. Gadikeri | ... | 2,355 | 2,355 | ... | ... | ... | ... | 2,355 | ... | 2,355 |
| 2. Mavinkop Tank | ... | 2,022 | 2,022 | ... | ... | ... | ... | 2,022 | ... | 2,022 |
| 3. Shahada Channel | ... | 8,203 | 5,561 | 8,764 | ... | ... | 152 | 8,916 | ... | 8,916 |
| Total, Productive | ... | 3,203 | 9,938 | 13,141 | ... | ... | 152 | 13,293 | ... | 13,293 |
| UNPRODUCTIVE. | | | | | | | | | | |
| <i>Works in Operation.</i> | | | | | | | | | | |
| 4. Hathmati and Khari Canals | ... | 34,276 | ... | 34,276 | ... | 38 | ... | 5,798 | 40,112 | 40,112 |
| 5. Wangroli Tank | ... | 6,856 | 7,102 | 13,958 | ... | ... | ... | 298 | 14,256 | 14,256 |
| 6. Transa-Nagrama do. | ... | 101 | ... | 101 | ... | ... | ... | 1,104 | 1,205 | 1,205 |
| 7. Savli do. | ... | 10,800 | ... | 10,800 | ... | ... | ... | 720 | 11,520 | 11,520 |
| 8. Sahiat do. | ... | 1,788 | 3,666 | 5,454 | ... | ... | ... | 295 | 5,749 | 5,749 |
| 9. Futelao do. | ... | 131 | ... | 131 | ... | ... | ... | 186 | 327 | 327 |
| 10. Lower Panjra River Works | ... | 16,477 | 9,947 | 26,424 | ... | ... | ... | 2,060 | 28,484 | 28,484 |
| 11. Hartala Tank | ... | 179 | ... | 179 | ... | 9 | ... | 566 | 754 | 754 |
| 12. Mhasva do. | ... | 1,775 | ... | 1,775 | ... | 157 | ... | 644 | 2,576 | 2,576 |
| 13. Jamba Canal | ... | 7,266 | ... | 7,266 | ... | 8,321 | ... | 774 | 16,361 | 16,361 |
| 14. Bhatodi Tank | ... | 10,430 | 5,361 | 15,791 | ... | 650 | ... | 1,770 | 18,211 | 18,194 |
| 15. Ekruk do. | ... | 49,767 | ... | 49,767 | ... | 207 | ... | 1,19,184 | 1,69,158 | 1,69,042 |
| 16. Koregaon do. | ... | 1,094 | ... | 1,094 | ... | ... | ... | 133 | 1,227 | 1,227 |
| 17. Ashi do. | ... | 16,115 | ... | 16,115 | ... | 1,616 | ... | 11,227 | 28,958 | 28,954 |
| 18. Pathri do. | ... | 4,080 | ... | 4,080 | ... | 36 | ... | 6,096 | 10,212 | 10,212 |
| 19. Krishna Canal | ... | 67,963 | ... | 67,963 | ... | ... | ... | 924 | 68,887 | 66,004 |
| 20. Mhaswad do. | ... | 58,903 | ... | 58,903 | ... | 1,861 | ... | 1,546 | 62,310 | 57,478 |
| 21. Revári do. | ... | 2,309 | ... | 2,309 | ... | ... | ... | 207 | 2,516 | 2,516 |
| 22. Upper Man River Works | ... | 5,578 | ... | 5,578 | ... | ... | ... | 59 | 5,637 | 5,637 |
| 23. Yerla River Irrigation Works | ... | 20,173 | ... | 20,173 | ... | ... | ... | 803 | 20,976 | 20,976 |
| 24. Chikhli Canal | ... | 1,395 | ... | 1,395 | ... | ... | ... | 85 | 1,480 | 1,480 |
| 25. Maini Tank | ... | 9,956 | ... | 9,956 | ... | ... | ... | 122 | 10,078 | 10,078 |
| 26. Muchkundi do. | ... | ... | ... | ... | ... | ... | ... | 107 | 107 | 107 |
| 27. Gokak Canal, First Section, and Storage Works | ... | 56,125 | ... | 56,125 | ... | 14,313 | ... | 5,596 | 76,034 | 76,002 |
| 28. Dambal Tank | ... | 406 | 916 | 1,322 | ... | ... | ... | 1,055 | 2,377 | 2,377 |
| 29. Medleri do. | ... | 234 | ... | 234 | ... | ... | ... | 37 | 271 | 271 |
| 30. Madag do. | ... | 2,912 | ... | 2,912 | ... | 58 | ... | 207 | 3,177 | 3,177 |
| 31. Asundi do. | ... | 838 | 687 | 1,525 | ... | ... | ... | 58 | 1,683 | 1,683 |
| 32. Dharma Canal | ... | 1,245 | -2,474 | -1,229 | ... | ... | ... | ... | -1,229 | -1,254 |
| 33. Kadwa River Works | ... | 49,176 | 594 | 49,770 | ... | ... | ... | 4,165 | 53,935 | 53,935 |
| 34. Chankapur Tank | ... | 34,355 | ... | 34,355 | ... | 227 | ... | 690 | 35,272 | 35,266 |
| 35. Pravara River Works, Lakh Canal | ... | 942 | 225 | 1,167 | ... | 151 | ... | 649 | 1,967 | 1,967 |
| 36. Godavari Canal | ... | 5,11,872 | ... | 5,11,872 | 23 | 104 | ... | 26,770 | 5,38,769 | 5,38,406 |
| 37. Pravara do. | ... | 52,322 | ... | 52,322 | ... | 2,590 | ... | 732 | 55,644 | 55,644 |
| 38. Parsul Tank | ... | 5,332 | ... | 5,332 | ... | ... | ... | 72 | 5,404 | 5,404 |
| 39. Pravara Left Bank Canal | ... | 1,10,168 | 76 | 1,10,244 | ... | 110 | ... | 834 | 1,11,188 | 1,11,097 |
| 40. Mutha Canal including Matoba Tank | ... | 2,90,021 | 52 | 2,90,073 | 200 | 1,426 | ... | 68,256 | 3,59,955 | 3,59,973 |
| 41. Nira Canal and Shetphal Tank | ... | 7,50,388 | ... | 7,50,388 | ... | 356 | ... | 11,508 | 7,62,252 | 7,57,171 |
| 42. Kasurdi Tank | ... | 60 | ... | 60 | ... | ... | ... | 1,420 | 1,480 | 1,480 |
| 43. Shirsuphal do. | ... | 3,530 | ... | 3,530 | ... | ... | ... | 129 | 3,659 | 3,659 |
| 44. Bhdalwadi do. | ... | 8,881 | ... | 8,881 | ... | ... | ... | 4,308 | 13,189 | 13,165 |
| Total, Works in Operation | ... | 22,06,219 | 26,152 | 22,32,371 | 223 | 17,917 | 14,313 | 2,81,204 | 25,46,028 | 25,31,992 |
| <i>Works under Construction.</i> | | | | | | | | | | |
| 45. Maladevi Tank | ... | ... | ... | ... | ... | ... | ... | ... | ... | ... |
| 46. Budhihal do. | ... | ... | ... | ... | ... | ... | ... | ... | ... | ... |
| 47. Nira Right Bank Canal | ... | ... | ... | ... | ... | ... | ... | ... | ... | ... |
| 48. Gokak Canal Survey | ... | ... | ... | ... | ... | ... | ... | ... | ... | ... |
| 49. Victoria Tank | ... | ... | ... | ... | ... | ... | ... | ... | ... | ... |
| 50. Suki River | ... | ... | ... | ... | ... | ... | ... | ... | ... | ... |
| Total, Works under Construction | ... | ... | ... | ... | ... | ... | ... | ... | ... | ... |
| Total, Unproductive | ... | 22,06,219 | 26,152 | 22,32,371 | 223 | 17,917 | 14,313 | 2,81,204 | 25,46,028 | 25,31,992 |
| GRAND TOTAL | ... | 22,09,422 | 36,090 | 22,45,512 | 223 | 17,917 | 14,313 | 2,81,956 | 25,59,321 | 25,45,285 |

I-C.

Deccan and Gujardt for the year ending 31st March 1923.

Revenue and Working Expenses).

| WORKING EXPENSES. | | | | | | | | | | | | | |
|---------------------|-------------|-----------------|---------------------------|--------------------------|--------|----------|-----------|------------------|--------------|----------------------------|-------------------|--------------------------------|--------------|
| Revenue Management. | | | | Maintenance and Repairs. | | | | | | | Indirect Charges. | Grand Total, Working Expenses. | Net Revenue. |
| Establishment. | | | Total Revenue Management. | Total Establishment. | Works. | Repairs. | Sundries. | Tools and Plant. | Plantations. | Total Cost of Maintenance. | | | |
| Establishment. | Navigation. | Civil Officers. | | | | | | | | | | | |
| 13 | 13 | 14 | 15 | 16 | 17 | 18 | 19 | 20 | 21 | 22 | 23 | 24 | 25 |
| Rs. | Rs. | Rs. | Rs. | Rs. | Rs. | Rs. | Rs. | Rs. | Rs. | Rs. | Rs. | Rs. | Rs. |
| 847 | ... | 236 | 1,083 | 124 | ... | 496 | ... | 23 | ... | 642 | 141 | 1,866 | 489 |
| 299 | ... | 202 | 500 | 43 | ... | 174 | ... | 8 | ... | 225 | 50 | 775 | 1,247 |
| 691 | ... | 722 | 1,413 | 91 | ... | 364 | ... | 13 | ... | 468 | 113 | 1,994 | 6,922 |
| 1,836 | ... | 1,160 | 2,996 | 258 | ... | 1,034 | ... | 43 | ... | 1,335 | 304 | 4,635 | 8,658 |
| ... | ... | 1,714 | 1,714 | 5,920 | 878 | 23,531 | ... | 497 | 397 | 30,728 | 1,072 | 33,509 | 6,603 |
| ... | ... | 1,053 | 1,053 | 1,480 | 382 | 5,679 | ... | 124 | 17 | 7,682 | 268 | 9,003 | 5,253 |
| ... | ... | 5 | 5 | 545 | ... | 2,237 | ... | 46 | ... | 2,828 | 98 | 3,931 | -1,726 |
| ... | ... | 540 | 540 | 1,114 | ... | 4,512 | ... | 93 | 61 | 5,780 | 202 | 6,522 | 4,998 |
| ... | ... | 456 | 456 | 1,210 | ... | 4,960 | ... | 102 | 9 | 6,281 | 219 | 6,956 | -1,207 |
| ... | ... | 7 | 7 | 340 | ... | 1,998 | ... | 29 | ... | 1,767 | 62 | 1,836 | -1,509 |
| 1,452 | ... | 2,444 | 3,898 | 191 | ... | 764 | ... | 27 | ... | 982 | 238 | 5,116 | 23,368 |
| 197 | ... | 22 | 219 | 144 | 158 | 418 | ... | 20 | ... | 740 | 54 | 1,013 | -259 |
| 490 | ... | 89 | 519 | 315 | 437 | 503 | ... | 44 | 321 | 1,620 | 117 | 2,266 | 320 |
| 1,187 | ... | 363 | 1,550 | 672 | -2,068 | 5,068 | ... | 121 | 488 | 4,481 | 323 | 6,354 | 10,027 |
| 541 | ... | 1,043 | 1,584 | 625 | ... | 2,412 | ... | 87 | 89 | 3,213 | 188 | 4,985 | 13,209 |
| 1,503 | ... | 7,952 | 9,455 | 1,802 | 1,064 | 5,225 | ... | 250 | 913 | 9,259 | 535 | 19,249 | 1,49,793 |
| 196 | ... | 55 | 251 | 234 | 20 | 916 | ... | 32 | ... | 1,202 | 69 | 1,522 | -295 |
| 1,078 | ... | 1,057 | 2,135 | 1,285 | ... | 5,074 | ... | 178 | 65 | 6,602 | 382 | 9,119 | 19,335 |
| 867 | ... | 477 | 1,344 | 1,035 | 588 | 3,499 | ... | 144 | 52 | 5,318 | 307 | 6,969 | 3,243 |
| 2,188 | ... | 4,443 | 6,636 | 2,798 | 4,167 | 6,621 | 404 | 338 | 405 | 14,783 | 810 | 22,229 | 43,775 |
| 7,217 | ... | 3,040 | 10,257 | 1,788 | 72 | 7,056 | ... | 159 | 4 | 9,074 | 1,331 | 20,662 | 36,816 |
| 474 | ... | 115 | 539 | 607 | 1,423 | 942 | ... | 84 | 63 | 3,119 | 175 | 3,883 | -1,367 |
| 561 | ... | 279 | 840 | 717 | 83 | 2,823 | ... | 99 | 12 | 3,684 | 208 | 4,732 | 905 |
| 1,605 | ... | 1,009 | 2,614 | 2,052 | 1,619 | 6,022 | ... | 285 | 567 | 10,545 | 594 | 13,753 | 7,223 |
| 306 | ... | 70 | 376 | 390 | 699 | 863 | ... | 54 | ... | 2,006 | 113 | 2,495 | -1,015 |
| 783 | ... | 498 | 1,281 | 1,001 | 1,058 | 2,905 | ... | 139 | 43 | 5,146 | 290 | 6,717 | 3,361 |
| 437 | ... | ... | 437 | 200 | ... | 800 | ... | 35 | ... | 1,035 | 97 | 1,569 | -1,462 |
| 3,816 | ... | 2,864 | 6,180 | 1,328 | 276 | 4,676 | ... | 295 | 359 | 6,874 | 703 | 13,757 | 62,245 |
| 1,183 | ... | 112 | 1,295 | 173 | ... | 693 | ... | 31 | ... | 897 | 197 | 2,389 | -12 |
| 643 | ... | 12 | 655 | 94 | ... | 377 | ... | 17 | ... | 488 | 107 | 1,250 | -979 |
| 1,142 | ... | 146 | 1,288 | 167 | ... | 669 | ... | 29 | ... | 865 | 190 | 2,343 | 884 |
| 293 | ... | 111 | 404 | 43 | ... | 172 | ... | 8 | ... | 223 | 49 | 676 | 907 |
| 949 | ... | -181 | 768 | 46 | ... | 184 | ... | 69 | ... | 299 | 141 | 1,208 | -2,462 |
| 7,420 | ... | 2,464 | 9,884 | 3,178 | 3,604 | 7,478 | ... | 234 | 1,632 | 16,176 | 1,611 | 27,671 | 26,264 |
| 7,455 | ... | 1,722 | 9,177 | 8,194 | 2,759 | 8,702 | ... | 285 | 1,314 | 16,264 | 1,619 | 27,050 | 8,216 |
| 1,181 | ... | 70 | 1,251 | 542 | 414 | 1,595 | ... | 48 | 158 | 2,757 | 263 | 4,271 | -2,304 |
| 65,829 | ... | 26,395 | 92,224 | 30,054 | 15,574 | 95,770 | -95 | 2,779 | 8,871 | 1,52,953 | 14,626 | 2,69,803 | 2,78,603 |
| 12,040 | ... | 2,617 | 14,657 | 5,521 | 498 | 13,962 | ... | 493 | 2,624 | 28,098 | 2,680 | 45,435 | 10,209 |
| 371 | ... | 267 | 638 | 169 | ... | 563 | ... | 14 | 73 | 809 | 80 | 1,527 | 3,377 |
| 18,770 | ... | 5,518 | 24,288 | 8,607 | 198 | 31,751 | -5 | 774 | 2,480 | 43,305 | 4,177 | 72,270 | 38,827 |
| 49,141 | ... | 12,334 | 61,475 | 14,762 | 1,163 | 55,101 | -4,076 | 4,071 | 2,784 | 73,305 | 9,536 | 1,44,816 | 2,14,557 |
| 62,537 | ... | 37,561 | 1,00,098 | 19,069 | 5,020 | 66,213 | ... | 1,693 | 4,802 | 96,742 | 12,176 | 2,09,016 | 5,48,155 |
| 343 | ... | 3 | 351 | 105 | ... | 384 | ... | 9 | 35 | 583 | 67 | 951 | 529 |
| 1,017 | ... | 177 | 1,194 | 305 | ... | 1,149 | ... | 27 | 73 | 1,554 | 197 | 2,945 | 714 |
| 1,811 | ... | 445 | 1,756 | 394 | ... | 1,429 | ... | 35 | 147 | 2,005 | 255 | 4,016 | 9,149 |
| 2,55,968 | ... | 1,19,373 | 3,75,341 | 1,14,341 | 39,536 | 3,90,096 | -3,772 | 13,943 | 28,863 | 5,83,007 | 56,426 | 10,14,774 | 15,17,213 |
| ... | ... | ... | ... | ... | ... | ... | ... | ... | ... | ... | ... | ... | ... |
| ... | ... | ... | ... | ... | ... | ... | ... | ... | ... | ... | ... | ... | ... |
| ... | ... | ... | ... | ... | ... | ... | ... | ... | ... | ... | ... | ... | ... |
| ... | ... | ... | ... | ... | ... | ... | ... | ... | ... | ... | ... | ... | ... |
| ... | ... | ... | ... | ... | ... | ... | ... | ... | ... | ... | ... | ... | ... |
| 2,55,968 | ... | 1,19,373 | 3,75,341 | 1,14,341 | 39,536 | 3,90,096 | -3,772 | 13,943 | 28,863 | 5,83,007 | 56,426 | 10,14,774 | 15,17,213 |
| 2,57,804 | ... | 1,20,533 | 3,78,337 | 1,14,599 | 39,536 | 3,91,130 | -3,772 | 13,986 | 28,863 | 5,84,342 | 56,730 | 10,19,409 | 15,25,876 |

F. DE GA,
Assistant Accounts Officer.

STATEMENT

Statement showing the Financial Results of Irrigation Works in the

| Number of Works | Name of Works | General Financial Results to end | | | | | | | |
|---|--|----------------------------------|-----------------|---|---|---|---|----------------------------------|-------------------------------|
| | | Mileage in operation. | | Estimated cost of construction (direct and indirect). | Date of completion of work (P. W. Code II, 1918). | Date when system first came into operation. | Total Capital outlay (direct and indirect). | Accumulated arrears of interest. | Accumulated surplus revenues. |
| | | Main canals and branches. | Distributaries. | | | | | | |
| 1 | 2 | 3 | 4 | 5 | 6a | 6b | 7 | 8 | 9 |
| | | Miles. | Miles. | Rs. | Date. | Date. | Rs. | Rs. | Rs. |
| WORKS FOR WHICH CAPITAL ACCOUNTS ARE KEPT. | | | | | | | | | |
| PRODUCTIVE. | | | | | | | | | |
| <i>Works in Operation.</i> | | | | | | | | | |
| 1 | Gadhikri Tank | | 1-50 | 16,918 | 1881-82 | 1882-83 | 16,918 | | 47,516 |
| 2 | Mavinkop Tank | | 3-79 | 33,504 | 1881-82 | 1882-83 | 33,504 | 4,167 | |
| 3 | Shahada Channel | | 18-00 | 66,634 | 1921-22 | 1922-23 | 66,634 | | 4,836 |
| | Total, Works in operation | 18-00 | 4-86 | 1,16,956 | | | 1,16,956 | 4,167 | 52,353 |
| UNPRODUCTIVE. | | | | | | | | | |
| <i>Works in Operation.</i> | | | | | | | | | |
| 4 | Hathmati and Khari Out Canals | 60-00 | 82-50 | 13,18,729 | 1883-84 | 1873-74 | 13,18,729 | 10,76,925 | |
| 5 | Wangrol Tank | 17-28 | | 2,93,295 | 1908-09 | 1904-05 | 2,93,295 | 1,82,127 | |
| 6 | Tranza Nagrama Tanks | 7-85 | | 2,80,635 | 1909-10 | 1904-05 | 2,80,635 | 1,98,473 | |
| 7 | Savli Tank | 8-35 | 1-33 | 2,55,210 | 1909-10 | 1908-09 | 2,55,210 | 1,80,391 | |
| 8 | Sahist do. | 9-25 | 1-79 | 1,84,029 | 1910-11 | 1910-11 | 1,84,029 | 1,03,192 | |
| 9 | Futelo do. | 3-99 | | 1,16,461 | 1916-17 | 1916-17 | 1,16,461 | 81,718 | |
| 10 | Lower Panjira River Works | 46-00 | | 4,98,021 | 1894-95 | 1915-16 | 4,98,021 | 4,97,359 | |
| 11 | Hartala Tank | 5-50 | 78-38 | 1,86,827 | 1896-87 | 1872-73 | 1,86,827 | 70,795 | |
| 12 | Mhaswa do. | 7-00 | | 1,38,958 | 1888-87 | 1872-73 | 1,38,958 | 2,37,502 | |
| 13 | Jamda Canals | 39-00 | 75-00 | 10,41,089 | 1901-02 | 1870-71 | 10,41,137 | 23,15,820 | |
| 14 | Bhatodi Tank | 4-50 | 5-50 | 3,79,707 | 1881-82 | 1871-72 | 3,79,707 | 6,64,611 | |
| 15 | Ekrak Tank | 48-00 | 1-68 | 13,40,386 | 1890-91 | 1872-73 | 13,40,386 | 11,68,037 | |
| 16 | Koregaon Tank | 3-75 | | 39,189 | 1891-92 | 1893-93 | 39,189 | 81,099 | |
| 17 | Ashli do. | 27-60 | 3-15 | 3,41,680 | 1892-93 | 1881-82 | 3,38,895 | 10,55,993 | |
| 18 | Patri do. | 4-66 | 3-33 | 6,42,346 | 1908-09 | 1906-07 | 6,42,346 | 3,79,682 | |
| 19 | Krishna Canal | 63-87 | | 3,46,709 | 1891-92 | 1899-70 | 3,46,459 | 5,68,074 | |
| 20 | Mhaswad Tank | 80-45 | 43-38 | 20,90,016 | 1900-01 | 1884-85 | 20,90,016 | 26,10,819 | |
| 21 | Rawari Canal | 10-35 | | 69,811 | 1892-93 | 1865-66 | 69,811 | 38,623 | |
| 22 | Upper Man River Works | 17-50 | 6-50 | 4,99,283 | 1894-95 | 1899-70 | 4,99,283 | 7,43,674 | |
| 23 | Yarla River Irrigation Works | 33-33 | 4-00 | 7,73,127 | 1891-92 | 1872-73 | 7,73,127 | 10,72,879 | |
| 24 | Chikhli Canal | 6-50 | | 67,442 | 1883-83 | 1869-70 | 67,442 | 1,05,225 | |
| 25 | Maini Tank | 9-25 | 7-68 | 4,87,650 | 1891-92 | 1870-71 | 4,87,650 | 4,77,876 | |
| 26 | Muchkundi Tank | 5-50 | 3-25 | 1,59,707 | 1890-91 | 1875-76 | 1,59,707 | 2,12,874 | |
| 27 | Gokak Canal, First Section and Storage Works | 16-13 | 35-43 | 13,81,922 | 1896-97 | 1884-85 | 13,81,922 | 5,67,817 | |
| 28 | Dambal Tank | 3-27 | | 63,950 | 1885-86 | 1890-91 | 63,950 | 77,721 | |
| 29 | Medleri do. | 5-64 | | 81,392 | 1887-88 | 1884-85 | 81,392 | 1,39,959 | |
| 30 | Madag do. | 9-00 | | 1,67,698 | 1888-89 | 1890-97 | 1,67,698 | 3,35,143 | |
| 31 | Asundi do. | | 4-86 | 73,995 | 1889-90 | 1884-85 | 73,995 | 1,03,204 | |
| 32 | Dharma Canal | 27-15 | 3-71 | 97,632 | 1921-22 | 1913-14 | 97,632 | 62,779 | |
| 33 | Kadwa River Works | 24-12 | 13-92 | 10,34,191 | 1907-08 | 1899-89 | 10,34,191 | 13,03,509 | |
| 34 | Chankapur Tank | 18-61 | 20-80 | 20,48,799 | 1909-10 | 1909-10 | 20,43,464 | 10,83,866 | |
| 35 | Pravara River Works—Lakh Canal. | 23-00 | 9-37 | 3,71,891 | 1893-94 | 1869-70 | 3,71,891 | 9,95,749 | |
| 36 | Godavari Canal | 122-00 | 57-50 | 1,01,86,378 | 1915-16 | 1911-12 | 1,02,42,950 | 25,04,265 | |
| 37 | Pravara River Canal | 33-00 | 13-00 | 1,40,49,468 | Not completed. | 1909-10 | 1,26,86,624 | 30,83,181 | |
| 38 | Parul Tank | | 4-75 | 2,18,946 | 1894-95 | 1899-90 | 2,14,995 | 2,40,643 | |
| 39 | Pravara Left Bank Canal | 59-12 | 81-25 | 3,47,650 | 1892-93 | 1874-75 | 3,47,650 | 6,25,807 | |
| 40 | Mutha Canal, including Matoba Tank | 88-00 | | 65,40,065 | 1896-97 | 1874-75 | 65,39,953 | 89,47,763 | |
| 41 | Nira Canal, and Sheshpal Tank | 106-78 | 139-00 | 66,00,681 | 1898-99 | 1865-86 | 66,30,885 | 10,63,484 | |
| 42 | Kasurdi Tank | | 1-75 | 45,690 | 1877-78 | 1899-70 | 45,690 | 1,10,401 | |
| 43 | Shirewphal Tank | | 12-50 | 2,24,698 | 1893-94 | 1879-90 | 2,24,698 | 3,23,940 | |
| 44 | Bhadalwadi Tank | | 8-75 | 2,27,422 | 1890-91 | 1881-82 | 2,27,422 | 2,92,128 | |
| | Total Works, in operation | 973-23 | 795-96 | 5,61,96,289 | | | 5,49,00,748 | 3,10,03,309 | |
| Works under construction. | | | | | | | | | |
| 45 | Malsadevi Tank | | | 3,14,674 | Not completed. Under construction. Not completed. | Under construction. | 3,11,928 | 3,62,276 | |
| 46 | Budhihal Tank | | | 14,54,620 | | | 5,10,451 | 5,00,637 | |
| 47 | Nira Right Bank Canal | | | 2,63,09,394 | | | 2,69,12,679 | 61,83,263 | |
| 48 | Gokak Canal, Survey | | | 31,500 | | | 63,472 | 1,850 | |
| 49 | Victoria Tank | | | 4,61,003 | | | 66,771 | 35,370 | |
| 50 | Suki River | | | | | 15,524 | 5,933 | | |
| | Total, Works under Construction | | | 2,80,71,591 | | | 2,78,80,825 | 57,60,228 | |
| Works in Abeyance. | | | | | | | | | |
| | Gokak Canal, II Section | | | 1,91,995 | Work in Abeyance. | | 1,90,284 | 3,02,219 | |
| | Total, Unproductive | 973-23 | 795-96 | 8,44,69,875 | | | 8,29,71,867 | 3,70,94,686 | |
| | GRAND TOTAL | 991-23 | 800-82 | 8,45,76,831 | | | 8,30,88,813 | 3,70,99,563 | 52,852 |

II-C.

Deccan and Gujardt for, and up to the end of, 1922-1923.

| Financial Results of the year 1922-1923. | | | | | | | | | | |
|--|---------------------------------------|---|--------------|---|--------------------------------------|---|-------------|-----------|-----------------|--|
| Total sum-charge (column 7 + column 8). | Gross receipts (direct and indirect). | Working expenses (direct and indirect). | Net revenue. | Percentage on Capital outlay, column 7. | Percentage on sum-charge, column 10. | Interest at 5 3/4% per cent. on direct Capital outlay to end of 1916-17 and at 5 1/2% per cent. on subsequent outlay. | Net profit. | Net loss. | Area irrigated. | Percentage of working expenses to receipts (column 11 to column 12). |
| 10 | 11 | 12 | 13 | 14 | 15 | 16 | 17 | 18 | 19 | 20 |
| Rs. | Rs. | Rs. | Rs. | Per cent. | Per cent. | Rs. | Rs. | Rs. | Acres. | Per cent. |
| 10,919 | 2,358 | 1,866 | 489 | 9.09 | 9.89 | 544 | ... | 55 | ... | 79.23 |
| 37,071 | 2,032 | 776 | 1,247 | 8.78 | 8.31 | 1,004 | 243 | ... | 661 | 38.33 |
| 66,634 | 2,916 | 1,994 | 6,922 | 10.40 | 10.40 | 2,066 | 4,536 | ... | 1,263 | 22.96 |
| 1,21,123 | 13,293 | 4,636 | 8,658 | 7.40 | 7.14 | 3,634 | 8,024 | ... | 1,919 | 24.67 |
| 29,96,654 | 40,112 | 33,509 | 6,603 | 0.80 | 0.28 | 41,369 | ... | 24,766 | 9,682 | 63.54 |
| 4,75,422 | 14,256 | 9,003 | 5,253 | 1.79 | 1.10 | 8,072 | ... | 2,226 | 2,942 | 63.15 |
| 4,74,108 | 1,206 | 2,931 | -1,726 | ... | ... | 7,915 | ... | 9,641 | ... | 243.24 |
| 4,44,501 | 11,620 | 6,623 | 4,998 | 1.96 | 1.10 | 7,787 | ... | 2,789 | 1,663 | 66.61 |
| 3,46,211 | 5,749 | 6,966 | -1,207 | ... | ... | 8,369 | ... | 6,476 | 1,703 | 120.99 |
| 1,58,177 | 327 | 1,596 | -1,269 | ... | ... | 3,870 | ... | 5,079 | 113 | 561.47 |
| 9,08,973 | 29,484 | 5,116 | 23,368 | 4.99 | 2.42 | 14,310 | 8,558 | ... | 4,007 | 17.96 |
| 1,44,177 | 754 | 1,013 | -259 | ... | ... | 1,694 | ... | 1,853 | 73 | 134.35 |
| 3,78,458 | 2,578 | 2,256 | 320 | 0.23 | 0.09 | 4,263 | ... | 3,963 | 148 | 87.68 |
| 23,69,983 | 16,381 | 6,354 | 10,027 | 0.96 | 0.30 | 83,040 | ... | 23,013 | 1,628 | 33.79 |
| 10,44,218 | 18,194 | 4,985 | 13,209 | 3.43 | 1.28 | 11,737 | 1,462 | ... | 755 | 37.40 |
| 25,08,433 | 1,69,043 | 19,349 | 1,49,793 | 11.12 | 5.98 | 40,837 | 1,08,956 | ... | 1,524 | 11.96 |
| 1,20,289 | 1,227 | 1,522 | -295 | ... | ... | 1,281 | ... | 1,568 | 108 | 124.04 |
| 18,94,663 | 29,954 | 9,119 | 19,836 | 2.38 | 1.05 | 25,246 | ... | 5,413 | 3,390 | 31.40 |
| 10,22,528 | 10,212 | 6,969 | 3,243 | 0.50 | 0.32 | 20,376 | ... | 17,633 | 48 | 66.24 |
| 15,12,533 | 66,004 | 22,229 | 43,775 | 4.63 | 2.89 | 29,694 | 14,031 | ... | 6,518 | 33.66 |
| 46,06,835 | 57,478 | 20,662 | 36,816 | 1.75 | 0.80 | 66,688 | ... | 29,872 | 8,994 | 35.95 |
| 96,334 | 2,618 | 3,883 | -1,267 | ... | ... | 1,888 | ... | 3,255 | 540 | 154.33 |
| 11,82,960 | 5,637 | 4,732 | 905 | 0.21 | 0.09 | 13,627 | ... | 12,922 | 897 | 63.94 |
| 19,40,007 | 20,976 | 13,763 | 7,213 | 0.93 | 0.39 | 24,146 | ... | 16,923 | 2,542 | 66.56 |
| 1,62,967 | 1,480 | 2,496 | -1,015 | ... | ... | 1,789 | ... | 2,804 | 640 | 168.58 |
| 11,06,220 | 10,079 | 6,717 | 3,361 | 0.69 | 0.29 | 16,367 | ... | 13,006 | 2,636 | 66.35 |
| 8,71,681 | 107 | 1,569 | -1,462 | ... | ... | 4,663 | ... | 5,125 | 71 | 1466.36 |
| 10,49,739 | 76,002 | 13,767 | 62,245 | 4.50 | 3.19 | 43,296 | 18,959 | ... | 6,711 | 18.10 |
| 1,41,701 | 2,377 | 2,389 | -12 | ... | ... | 2,023 | ... | 2,035 | 277 | 100.69 |
| 2,21,351 | 271 | 1,250 | -979 | ... | ... | 2,608 | ... | 3,684 | 100 | 461.25 |
| 5,02,741 | 3,177 | 2,343 | 834 | 0.49 | 0.16 | 5,362 | ... | 4,523 | 707 | 73.75 |
| 1,76,199 | 1,683 | 676 | 907 | 1.21 | 0.50 | 2,030 | ... | 1,119 | 297 | 43.70 |
| 1,60,811 | -1,254 | 1,208 | -2,462 | ... | ... | 2,300 | ... | 5,853 | 5,008 | ... |
| 23,97,700 | 53,935 | 27,671 | 26,264 | 2.54 | 1.17 | 32,313 | ... | 6,048 | 7,379 | 51.80 |
| 81,27,320 | 35,293 | 27,050 | 8,243 | 0.40 | 0.25 | 68,361 | ... | 60,166 | 5,864 | 76.70 |
| 13,67,640 | 1,997 | 4,271 | -2,274 | ... | ... | 11,720 | ... | 14,024 | 694 | 217.13 |
| 1,27,47,315 | 5,39,406 | 2,59,803 | 2,79,603 | 2.72 | 2.18 | 2,28,071 | ... | 49,468 | 50,637 | 48.25 |
| 1,57,71,765 | 65,644 | 45,845 | 19,800 | 0.08 | 0.08 | 5,01,709 | ... | 4,91,500 | 18,061 | 81.65 |
| 4,55,638 | 5,404 | 1,527 | 3,877 | 1.80 | 0.85 | 6,917 | ... | 3,040 | 259 | 29.23 |
| 9,76,367 | 1,11,067 | 73,270 | 38,897 | 11.17 | 8.88 | 10,784 | 28,043 | ... | 31,923 | 66.95 |
| 1,04,67,716 | 8,59,373 | 1,44,816 | 2,14,557 | 3.23 | 2.04 | 2,07,864 | 7,303 | ... | 25,002 | 40.29 |
| 76,83,319 | 7,67,171 | 2,09,016 | 5,58,155 | 6.23 | 7.13 | 2,10,443 | 3,37,713 | ... | 76,034 | 27.60 |
| 1,55,991 | 1,460 | 951 | 509 | 1.16 | 0.34 | 1,367 | ... | 823 | 97 | 64.25 |
| 5,47,206 | 3,669 | 2,945 | 714 | 0.32 | 0.13 | 7,056 | ... | 6,342 | 1,334 | 80.49 |
| 5,19,560 | 13,185 | 4,016 | 9,169 | 4.02 | 1.76 | 7,087 | 2,063 | ... | 1,616 | 30.51 |
| 8,59,03,957 | 25,31,992 | 10,14,774 | 15,17,218 | 2.76 | 1.76 | 18,87,592 | ... | 8,20,374 | 2,84,674 | 40.08 |
| 5,74,204 | ... | ... | ... | ... | ... | 10,043 | ... | 10,043 | ... | ... |
| 8,10,938 | ... | ... | ... | ... | ... | 16,377 | ... | 16,377 | ... | ... |
| 3,20,95,932 | ... | ... | ... | ... | ... | 11,01,023 | ... | 11,01,023 | ... | ... |
| 65,391 | ... | ... | ... | ... | ... | 1,756 | ... | 1,756 | ... | ... |
| 1,02,141 | ... | ... | ... | ... | ... | 2,265 | ... | 2,265 | ... | ... |
| 21,467 | ... | ... | ... | ... | ... | 503 | ... | 503 | ... | ... |
| 3,36,70,063 | ... | ... | ... | ... | ... | 11,31,966 | ... | 11,31,966 | ... | ... |
| 4,92,533 | ... | ... | ... | ... | ... | 5,863 | ... | 5,863 | ... | ... |
| 12,00,66,543 | 25,31,992 | 10,14,774 | 15,17,218 | 1.63 | 1.26 | 29,76,421 | ... | 14,69,308 | 2,84,674 | 40.08 |
| 12,01,87,666 | 25,45,286 | 10,10,409 | 15,36,876 | 1.84 | 1.27 | 29,79,066 | ... | 14,63,179 | 2,96,593 | 40.05 |

F. DE GA,
Assitant Accounts Officer.

STATEMENT III-C.

Demands and Realisations during the year 1922-1923 in Deccan and Gujarát.

| Irrigation Works. | Balance of demands unrealized at commencement of year (b). | DEMANDS OF THE YEAR (a). | | | | Total including balance at commencement of year. | Deduct—Remissions not including Cash Refunds. | Net Total. | Deduct—Amount unrealized at close of year. | Actual Realizations of the year. (c). |
|---|--|--------------------------|--------------------|-------------------------|-----------------|--|---|------------------|--|---------------------------------------|
| | | Rabi, 1921-1922. | Kharif, 1922-1923. | Miscellaneous Receipts. | Total. | | | | | |
| 1 | 2 | 3 | 4 | 5 | 6 | 7 | 8 | 9 | 10 | 11 |
| | Rs. | Rs. | Rs. | Rs. | Rs. | Rs. | Rs. | Rs. | Rs. | Rs. |
| WORKS FOR WHICH CAPITAL ACCOUNTS ARE KEPT. | | | | | | | | | | |
| PRODUCTIVE. | | | | | | | | | | |
| WORKS IN OPERATION. | | | | | | | | | | |
| 1 | Gadikeri Tank | ... | ... | ... | ... | ... | | ... | ... | ... |
| 2 | Mávinkop do. | ... | ... | ... | ... | ... | | ... | ... | ... |
| 3 | Shahada Channel | 227 | 2,912 | 889 | 152 | 8,453 | | 3,680 | 825 | 3,855 |
| | Total, Productive ... | 227 | 2,912 | 889 | 152 | 3,453 | | 3,680 | 325 | 3,855 |
| UNPRODUCTIVE. | | | | | | | | | | |
| WORKS IN OPERATION. | | | | | | | | | | |
| 4 | Háthmati and Khári Out Canal | 1,02,794 | 14,822 | 24,044 | 5,886 | 44,702 | 12 | 1,47,484 | 1,07,872 | 40,112 |
| 5 | Wangrolli Tank | 1,240 | 3,730 | 2,907 | 298 | 6,985 | 35 | 8,140 | 988 | 7,154 |
| 6 | Tranra-Nagrama Tank | 72 | 74 | ... | 1,104 | 1,178 | | 1,250 | 45 | 1,205 |
| 7 | Sávli Tank | 6,167 | 2,689 | 3,511 | 720 | 6,920 | 77 | 13,010 | 1,490 | 11,520 |
| 8 | Sahiat do. | 548 | 1,476 | 771 | 295 | 2,542 | 1 | 3,089 | 1,006 | 2,083 |
| 9 | Futeiso do. | 8 | 177 | ... | 196 | 373 | | 381 | 54 | 327 |
| 10 | Lower Pánjhra River Works | 3,391 | (d)3,774 | (d)9,593 | 2,060 | 15,427 | | 18,818 | 281 | 18,537 |
| 11 | Hartála Tank | ... | 95 | 84 | 575 | 754 | | 754 | ... | 754 |
| 12 | Mhaswa do. | 50 | 1,627 | 98 | 801 | 2,526 | | 2,576 | ... | 2,576 |
| 13 | Jámda Canal | 2,157 | 4,011 | 3,732 | 9,095 | 16,838 | | 18,995 | 2,634 | 16,361 |
| 14 | Bhátodi Tank | 4,343 | 3,727 | 2,410 | 2,420 | 8,557 | | 12,900 | 50 | 12,850 |
| 15 | Ekrúk do. | 40,741 | 16,173 | 33,176 | 1,22,697 | 1,72,046 | 82 | 2,12,705 | 43,547 | 1,69,158 |
| 16 | Koregaon do. | ... | 1,094 | ... | 133 | 1,227 | | 1,227 | ... | 1,227 |
| 17 | Ashti do. | - 98 | 16,281 | ... | 12,843 | 29,124 | | 29,026 | 68 | 28,958 |
| 18 | Páthri do. | 526 | 4,042 | ... | 5,632 | 9,674 | | 10,200 | - 12 | 10,212 |
| 19 | Krishna Canal | 27,174 | 19,837 | 43,714 | 924 | 64,375 | 11 | 91,438 | 22,551 | 68,887 |
| 20 | Mhaswad Tank | 3,066 | 42,274 | 32,577 | 3,407 | 78,258 | 16 | 66,309 | 23,999 | 62,310 |
| 21 | Bevári Canal | 25 | 1,742 | 542 | 207 | 2,491 | | 2,516 | ... | 2,516 |
| 22 | Upper Mán River Works | 195 | 4,841 | 542 | 59 | 5,442 | | 5,637 | ... | 5,637 |
| 23 | Yerla River Irrigation Works | 4 | 17,596 | 2,573 | 803 | 20,972 | | 20,976 | ... | 20,976 |
| 24 | Chikhli Canal | 101 | 394 | 918 | 85 | 1,397 | | 1,498 | 18 | 1,480 |
| 25 | Maini Tank | 376 | 7,187 | 2,393 | 122 | 9,702 | | 10,078 | ... | 10,078 |
| 26 | Muchkundi Tank | ... | ... | 358 | 107 | 465 | | 465 | 358 | 107 |
| 27 | Gokák Canal, First Section, and Storage Works | 16,609 | 18,306 | 27,669 | 20,687 | 66,662 | | 83,271 | 7,237 | 76,034 |
| 28 | Dambal Tank | ... | 406 | 159 | 1,055 | 1,620 | | 1,620 | 159 | 1,461 |
| 29 | Medleri do. | 97 | ... | 693 | 57 | 780 | | 827 | 566 | 271 |
| 30 | Madag do. | 1,638 | 1,214 | 2,175 | 265 | 3,654 | | 5,292 | 2,115 | 3,177 |
| 31 | Asundi do. | 575 | 285 | 414 | 58 | 757 | | 1,332 | 436 | 896 |
| 32 | Dharma Canal | 4,861 | ... | 2,526 | ... | 3,526 | 33 | 7,354 | 6,109 | 1,245 |
| 33 | Eádwa River Works | 4,026 | 23,285 | 42,192 | 4,178 | 69,655 | | 73,681 | 20,840 | 53,341 |
| 34 | Chankápur Tank | 2,177 | 15,568 | 20,950 | 921 | 37,439 | | 39,616 | 4,344 | 35,272 |
| 35 | Pravara River Works—Lákh Canal | - 3 | 496 | 605 | 800 | 1,901 | | 1,898 | 156 | 1,742 |
| 36 | Godávari Canal | 1,44,326 | 1,44,606 | 4,15,466 | 28,087 | 5,88,159 | 559 | 7,31,926 | 1,98,157 | 5,38,769 |
| 37 | Pravara Canal | 11,544 | 49,094 | 43,830 | 3,358 | 96,262 | | 1,07,806 | 52,162 | 55,644 |
| 38 | Parul Tank | 981 | 4,046 | 322 | 72 | 4,440 | 15 | 5,406 | 2 | 5,404 |
| 39 | Pravara Left Bank Canal | 48,811 | 52,798 | 1,19,215 | 1,051 | 1,73,064 | 70 | 2,21,805 | 1,10,693 | 1,11,112 |
| 40 | Mutha Canal including Mátoba Tank | 88,199 | 26,686 | 2,19,459 | 70,415 | 3,16,560 | 1,001 | 4,03,758 | 43,855 | 3,59,903 |
| 41 | Nira Canal and Shetphal Tank | 55,995 | 1,23,368 | 5,82,819 | 11,546 | 7,17,733 | 222 | 7,73,506 | 11,254 | 7,62,252 |
| 42 | Kásurdi Tank | ... | ... | 60 | 1,420 | 1,480 | | 1,480 | ... | 1,480 |
| 43 | Shirsuphal do. | ... | 529 | 3,001 | 129 | 3,659 | | 3,659 | ... | 3,659 |
| 44 | Bádálvádi do. | 2,997 | 3,165 | 4,174 | 4,308 | 11,647 | 24 | 14,620 | 1,431 | 13,189 |
| | Total, Unproductive works in operation ... | 5,80,713 | 6,31,315 | 16,40,672 | 3,18,786 | 25,99,773 | 2,157 | 31,73,329 | 6,58,453 | 25,19,876 |
| | Grand Total ... | 5,80,940 | 6,34,227 | 16,50,061 | 8,998 | 26,03,226 | 2,157 | 31,82,009 | 6,58,778 | 25,23,231 |

(a) Excluding Irrigation share of Land Revenue.

(b) Correct balances as now reported by District Officers in Canal Returns Nos. VI and VII.

(c) Excluding "Refunds of Revenue" and "Indirect Revenue".

(d) Inclusive of assessment as shown in Canal Return No. IX.

F. DE GA,
Assistant Accounts Officer.

STATEMENT IV-C.

Statement showing the Financial Results of Irrigation Works in Deccan and Gujarat for the year ended 1922-1923, based on the assessment of the year.

Principal Results and Operations for the year ended 31st March 1923.

| Irrigation Works | Capital outlay (direct and indirect) to end of year. | REVENUE ASSESSED DURING THE YEAR. | | | | | | | | | Working Expenses, direct and indirect. | Net assessed Revenue of the year. | Percentage on Capital outlay to end of year. | | |
|---|--|-----------------------------------|------------------|--------------|---------------|---------------|----------------|-----------------|--|---------------|--|-----------------------------------|--|-------------|-----|
| | | Direct assessed Revenue. | | | | | | | Indirect Revenue (Land Revenue due to operation of Canal). | Grand Total. | | | | | |
| | | Occupier's rate. | Owner's rate. | Plantations. | Water-power. | Navigation. | Miscellaneous. | Total. | | | | | | | |
| 1 | 2 | 3 | 4 | 5 | 6 | 7 | 8 | 9 | 10 | 11 | 12 | 13 | 14 | | |
| WORKS FOR WHICH CAPITAL ACCOUNTS ARE KEPT. | | | | | | | | | | | | | | | |
| PRODUCTIVE. | | | | | | | | | | | | | | | |
| WORKS IN OPERATION. | | | | | | | | | | | | | | | |
| 1 | Gadikeri Tank | 16,018 | ... | ... | ... | ... | ... | ... | 2,355 | 2,355 | 1,966 | 480 | 3.89 | | |
| 2 | Mavinkop do. | 33,504 | ... | ... | ... | ... | ... | ... | 2,023 | 2,023 | 775 | 1,247 | 3.72 | | |
| 3 | Shahada Channel | 66,534 | 5,116 | ... | ... | ... | ... | 152 | 5,268 | 5,561 | 1,934 | 8,335 | 12.35 | | |
| | Total, Productive | 1,16,956 | 5,116 | ... | ... | ... | ... | 152 | 5,268 | 9,938 | 15,206 | 4,635 | 10,571 | 9.04 | |
| UNPRODUCTIVE. | | | | | | | | | | | | | | | |
| WORKS IN OPERATION. | | | | | | | | | | | | | | | |
| 4 | Hathmati and Khari Cut Canal | 13,18,729 | 36,948 | ... | 33 | ... | ... | 5,798 | 42,784 | ... | 42,784 | 33,508 | 9,275 | 0.70 | |
| 5 | Wangrol Tank | 2,93,295 | 6,582 | ... | ... | ... | ... | 268 | 3,330 | 7,102 | 10,932 | 9,008 | 1,929 | 0.66 | |
| 6 | Transa-Nagrama Tank | 2,80,685 | ... | ... | ... | ... | ... | 1,104 | 1,104 | ... | 1,104 | 2,991 | -1,327 | (a) | |
| 7 | Savli Tank | 2,55,210 | 4,771 | ... | ... | ... | ... | 720 | 5,491 | ... | 5,491 | 6,522 | -1,031 | (a) | |
| 8 | Sahat do. | 1,84,029 | 2,493 | ... | ... | ... | ... | 205 | 2,788 | 3,668 | 6,454 | 6,956 | -502 | (a) | |
| 9 | Fuleao do. | 1,16,461 | 381 | ... | ... | ... | ... | 196 | 527 | ... | 527 | 1,836 | -1,309 | (a) | |
| 10 | Lower Panjhra River Works | 4,68,621 | 18,086 | ... | ... | ... | ... | 2,060 | 15,116 | 9,947 | 25,063 | 5,116 | 19,947 | 4.23 | |
| 11 | Hartala Tank | 73,332 | 178 | ... | ... | ... | ... | 566 | 753 | ... | 753 | 1,013 | -260 | (a) | |
| 12 | Mhaswa do. | 1,28,956 | 283 | ... | 157 | ... | ... | 844 | 1,064 | ... | 1,064 | 2,356 | -1,192 | (a) | |
| 13 | Jámda Canal | 10,44,137 | 5,483 | ... | 8,321 | ... | ... | 774 | 14,578 | ... | 14,578 | 6,354 | 8,224 | 0.79 | |
| 14 | Bhátodi Tank | 3,79,707 | 5,075 | ... | 650 | ... | ... | 1,770 | 7,435 | 5,361 | 12,356 | 4,985 | 7,371 | 3.07 | |
| 15 | Ekrak Tank | 13,40,336 | 33,178 | ... | 207 | ... | ... | 1,33,490 | 1,55,873 | ... | 1,55,873 | 19,240 | 1,36,634 | 10.19 | |
| 16 | Koragaon do. | 39,189 | 519 | ... | ... | ... | ... | 133 | 652 | ... | 652 | 1,622 | -970 | (a) | |
| 17 | Ashti do. | 3,36,865 | 16,366 | ... | 1,618 | ... | ... | 11,237 | 29,189 | ... | 29,189 | 9,119 | 20,080 | 3.39 | |
| 18 | Páthri do. | 5,42,845 | 99 | ... | 38 | ... | ... | 5,696 | 5,791 | ... | 5,791 | 6,969 | -1,238 | (a) | |
| 19 | Krishna Canal | 9,44,469 | 54,976 | ... | ... | ... | ... | 924 | 55,902 | ... | 55,902 | 23,229 | 33,673 | 3.57 | |
| 20 | Mhasvad do. | 20,96,016 | 59,553 | ... | 1,861 | ... | ... | 1,546 | 62,980 | ... | 62,980 | 20,682 | 42,298 | 2.02 | |
| 21 | Rovári do. | 59,811 | 2,363 | ... | ... | ... | ... | 207 | 2,570 | ... | 2,570 | 3,888 | -1,313 | (a) | |
| 22 | Upper Man River Works | 4,39,236 | 5,204 | ... | ... | ... | ... | 59 | 3,233 | ... | 3,233 | 4,732 | -1,469 | (a) | |
| 23 | Yerla River Irrigation Works | 7,73,127 | 11,172 | ... | ... | ... | ... | 803 | 11,975 | ... | 11,975 | 13,763 | -1,778 | (a) | |
| 24 | Chikli Canal | 57,442 | 1,914 | ... | ... | ... | ... | 85 | 1,939 | ... | 1,939 | 2,496 | -496 | (a) | |
| 25 | Maini Tank | 4,87,650 | 8,532 | ... | ... | ... | ... | 123 | 8,654 | ... | 8,654 | 6,717 | 1,937 | 0.40 | |
| 26 | Gokak Canal, First Section, and | 1,58,707 | 358 | ... | ... | ... | ... | 107 | 455 | ... | 455 | 1,569 | -1,104 | (a) | |
| 27 | Storage Works | 13,81,922 | 42,589 | ... | ... | 14,313 | ... | 6,374 | 63,376 | ... | 63,376 | 12,767 | 49,510 | 3.63 | |
| 28 | Dambal Tank | 63,930 | 235 | ... | ... | ... | ... | 1,055 | 1,390 | 916 | 2,206 | 2,389 | -183 | (a) | |
| 29 | Medleri do. | 81,392 | 761 | ... | ... | ... | ... | 37 | 798 | ... | 798 | 1,850 | -452 | (a) | |
| 30 | Madag do. | 1,67,598 | 3,459 | ... | 58 | ... | ... | 207 | 3,724 | ... | 3,724 | 2,343 | 1,381 | 0.81 | |
| 31 | Asundi do. | 74,095 | 612 | ... | ... | ... | ... | 58 | 670 | 687 | 1,357 | 676 | 681 | 0.91 | |
| 32 | Dharma Canal | 97,832 | 2,527 | ... | ... | ... | ... | ... | 2,527 | ... | ... | 53 | 1,208 | -1,155 | (a) |
| 33 | Kádwa River Works | 10,34,191 | 80,588 | ... | ... | ... | ... | 4,178 | 84,764 | 594 | 85,358 | 27,671 | 37,687 | 3.64 | |
| 34 | Chanakapur Tank | 20,43,494 | 42,045 | ... | 227 | ... | ... | 694 | 43,968 | ... | 42,966 | 27,057 | 15,916 | 7.79 | |
| 35 | Pravara River Works—Lákh Canal. | 3,71,891 | 1,252 | ... | 161 | ... | ... | 640 | 3,052 | 225 | 3,277 | 4,271 | -1,994 | (a) | |
| 36 | Godávari Canals | 1,02,43,650 | 5,92,627 | ... | 104 | ... | 23 | 27,980 | 6,20,714 | ... | 6,20,714 | 2,59,303 | 3,60,111 | 3.62 | |
| 37 | Pravara Canal | 1,26,88,634 | 81,225 | ... | 2,690 | ... | ... | 743 | 94,633 | ... | 94,663 | 45,433 | 49,128 | 0.48 | |
| 38 | Parul Tank | 2,14,995 | 694 | ... | ... | ... | ... | 72 | 798 | ... | 786 | 1,527 | -761 | (a) | |
| 39 | Pravara Left Bank Canal | 3,47,550 | 1,90,001 | ... | 110 | ... | ... | 941 | 2,00,062 | 76 | 2,00,128 | 73,270 | 1,27,858 | 6.79 | |
| 40 | Mutha Canal including Mátoba Tank | 65,39,953 | 2,75,671 | ... | 1,428 | ... | 200 | 68,789 | 3,46,398 | 52 | 3,46,338 | 1,44,816 | 2,01,522 | 3.08 | |
| 41 | Nira Canal and Bhetphal Tank | 66,20,885 | 6,75,243 | ... | 356 | ... | ... | 11,190 | 6,66,789 | ... | 6,66,789 | 2,09,016 | 4,77,773 | 7.22 | |
| 42 | Kásurdi Tank | 45,590 | 107 | ... | ... | ... | ... | 1,430 | 1,527 | ... | 1,527 | 351 | 579 | 1.26 | |
| 43 | Shirsuphal do. | 2,24,568 | 5,464 | ... | ... | ... | ... | 129 | 5,583 | ... | 5,583 | 2,045 | 2,538 | 1.17 | |
| 44 | Bhádvaládi do. | 2,27,422 | 6,522 | ... | ... | ... | ... | 4,308 | 10,830 | ... | 10,830 | 4,018 | 6,814 | 3.00 | |
| | Total, Unproductive | 5,49,00,748 | 22,65,164 | ... | 17,917 | 14,313 | 229 | 2,86,338 | 25,83,950 | 26,153 | 26,103,102 | 10,14,774 | 15,95,328 | 3.81 | |
| | Grand Total | 5,50,17,704 | 22,70,280 | ... | 17,917 | 14,313 | 223 | 2,86,486 | 25,89,218 | 30,090 | 26,25,308 | 10,19,409 | 16,06,899 | 3.60 | |

(a) No percentage is calculated, as the net revenue against the work is a minus figure.

F. DE GA,
Assistant Accounts Officer.

Statement of Area irrigated by Irrigation Works in the

| No. | Name of Work. | AREA IRRIGATED IN ACRES. | | | | | | | AVERAGE DISCHARGES, CUBIC FEET PER SECOND. | | | |
|--|---|---|--------------------|--------------------|------------------|--------------|-----------------|---------------------------|--|---------------|---------------|---------------|
| | | Kharif. | Rabi. | Total. | Flow. | Lift. | Double-cropped. | | At Head. | | Utilized. | |
| | | | | | | | Area irrigated. | Percentage of Total Area. | Kharif. | Rabi. | Kharif. | Rabi. |
| 1 | 2 | 3 | 4 | 5 | 6 | 7 | 8 | 9 | 10 | 11 | 12 | 13 |
| WORKS FOR WHICH CAPITAL AND REVENUE ACCOUNTS ARE KEPT. | | | | | | | | | | | | |
| Productive. | | | | | | | | | | | | |
| 1 | Gadikeri Tank | ... | ... | ... | ... | ... | ... | ... | ... | ... | ... | ... |
| 2 | Mavinkop Tank | 661† | ... | 661† | 661 | ... | ... | ... | 0.25 | ... | 0.25 | ... |
| 3 | Shabada Channel { Patashal Jirayat. | 48† 147 | 927† 1,111 | 975† 1,258 | 2,233 | ... | ... | ... | Discharges | not taken. | ... | ... |
| | Total, Productive | { 709† 147 | 927† 1,111 | { 1,636† 1,258 | 2,894 | ... | ... | ... | ... | ... | ... | ... |
| Unproductive. | | | | | | | | | | | | |
| 4 | Hathmati and Khari Canals. | { 820 21† 3,797 282† 753 45† | { 3,049 2,219 | { 3,869 6,016 | { 3,822 5,876 | { 47 140 | ... | ... | { 141 60 | { 80 42 | { 57 60 | { 71 42 |
| 5 | Wangroli Tank | ... | 288 | 1,041 | 1,033 | 8 | ... | ... | 20.61 | 5.69 | 20.61 | 5.69 |
| 6 | Transa-Nagramma Tanks | ... | ... | ... | ... | ... | ... | ... | ... | ... | ... | ... |
| 7 | Savli Tank | { 896 18† | 593 | 1,489 | 1,489 | ... | ... | ... | 33.10 | 15.03 | 33.10 | 15.03 |
| 8 | Saiat do. | { 235 50† | 497 | 732 | 732 | ... | ... | ... | 18.91 | 27.33 | 13.91 | 27.33 |
| 9 | Futelao do. | { 30 30† | 83 | 113 | 113 | ... | ... | ... | ... | 10.90 | ... | 10.90 |
| 10 | Lower Panjhra River Works. | { 1,581† 174 | { 96† 616 | { 1,627† 790 | { 2,417 72 | ... | 30 | 1.24 | 0.45 | 6.24 | 0.45 | 6.24 |
| 11 | Hartala Tank | 41 | 81 | 72 | 72 | ... | ... | ... | 0.016 | 0.119 | 0.016 | 0.119 |
| 12 | Mhasva do. | 98 | 50 | 148 | 148 | ... | ... | ... | 0.27 | 0.86 | 0.27 | 0.86 |
| 13 | Jamda Canals | 1,308 | 520 | 1,828 | 1,828 | ... | ... | ... | 33.66 | 41.00 | 33.66 | 41.09 |
| 14 | Bhatodi Tank | 269 | 486 | 755 | 738 | 17 | 95 | 12.59 | 1.85 | 1.76 | 1.85 | 1.76 |
| 15 | Ekrak do. | 1,524 | ... | 1,524 | 1,468 | 56 | ... | ... | 20.08 | 6.82 | 15.74 | 2.78 |
| 16 | Koregaon do. | ... | 106 | 106 | 99 | 7 | ... | ... | ... | 0.49 | ... | 0.49 |
| 17 | Ashti do. | ... | 3,390 | 3,390 | 3,381 | 9 | ... | ... | ... | 9.25 | ... | 9.25 |
| 18 | Pathri do. | ... | 48 | 48 | ... | 48 | ... | ... | ... | ... | ... | ... |
| 19 | Krishna Canal | { 5,066 (3,895) | { 1,452 (5,099) | { 6,518 8,994 | { 5,767 8,994 | { 751 ... | { 259 ... | { 4 ... | { 44.14 34 | { 65.86 45 | { 44.14 34 | { 65.86 45 |
| 20 | Mhasvad Tank | { 3,921 | { 5,073 | { 8,994 | { 8,994 | ... | ... | ... | ... | ... | ... | ... |
| 21 | Bevari Canal | 146 | 391 | 540 | 539 | 1 | 60 | 11 | 2.77 | 3.49 | 2.48 | 3.49 |
| 22 | Upper Man River Works | 260 | 608 | 868 | 865 | 3 | 175 | 20 | 0.76 | 5.17 | 0.76 | 5.17 |
| 23 | Yerla River Irrigation Works. | 1,086 | 1,756 | 2,842 | 2,837 | 5 | 310 | 11 | 4.31 | 8.41 | 4.31 | 8.41 |
| 24 | Chikhli Canal | 409 | 131 | 540 | 526 | 14 | ... | ... | Not recorded. | ... | ... | ... |
| 25 | Maini Tank | 1,111 | 1,425 | 2,536 | 2,485 | 51 | ... | ... | 2.00 | 3.97 | 2.00 | 3.97 |
| 26 | Muchkundi do. § | 71 | 387 | 458 | 458 | ... | ... | ... | ... | ... | ... | ... |
| 27 | Gokak Canal, 1st Section and storage works. | 5,743 | 2,968 | 8,711 | 8,358 | 353 | ... | ... | 32.12 | 49.63 | 32.12 | 49.63 |
| 28 | Dambal Tank | { 110 144† | { 24 | { 134 144† | { 133 144 | { 1 | { ... | { ... | { 2.28 | { 0.49 | { 2.28 | { 0.49 |
| 29 | Medleri do. | 88 | 12 | 100 | 99 | 1 | ... | ... | 2.80 | 4.23 | 2.80 | 4.23 |
| 30 | Madag do. | 510 | 197 | 707 | 707 | ... | ... | ... | 7.30 | 9.12 | 7.30 | 9.12 |
| 31 | Asundi do. | 77 | { 80 190† | { 107 190† | { 102 190 | { 5 | { ... | { ... | { 3.47 | { 6.04 | { 3.47 | { 6.04 |
| | Total | { 28,543 1,675† | { 26,433 286† | { 54,976 1,961† | 55,420 | 1,527 | 929 | 1.63 | ... | ... | ... | ... |
| | Total, Productive, carried over | 147 | 1,111 | 1,258 | 2,894 | ... | ... | ... | ... | ... | ... | ... |
| | Total Unproductive, carried over | 28,543 | 26,433 | 54,976 | 55,420 | 1,527 | 929 | 1.63 | ... | ... | ... | ... |

I-E.

Bombay Presidency, excluding Sind, during the year 1922-1923.

| AREA IRRIGATED PER CUBIC FOOT PER SECOND. | | | | BASE TO WHICH THE DUTIES OF WATER ARE CALCULATED. | | Remarks. |
|---|-------|-----------|-------|---|--------------------------------|--|
| Discharged at Head. | | Utilized. | | Kharif. | Rabi. | |
| Kharif. | Rabi. | Kharif. | Rabi. | | | |
| 14 | 15 | 16 | 17 | 18 | 19 | 20 |
| ... | ... | ... | ... | 16th Jan. to 15th October. | 16th October to 15th January. | Norm. by the Superintending Engineer, C. D.—As perennial and eight months' crops are irrigated during the rabi season, in order to obtain the figures of duty for the rabi season in columns 15 and 17, the area of perennial and eight months' crops given in statement G irrigated in the rabi season are added to areas of rabi in column 4 and the total so obtained is divided by figures of rabi discharges in columns 11 and 13. The figures in columns 15 and 17 thus represent areas actually irrigated per cusec. * All the lands under Gadikeri tank are assessed at consolidated rates. As the rain during the year was good and timely the cultivators did not feel the necessity of tank water, so there was no irrigation. † Area under consolidated assessment. ‡ This represents Hot weather cultivation. § Water from the Muchkundi tank was issued free for non-perennial irrigation. |
| 2,644-00 | ... | 2,644-00 | ... | | | |
| ... | ... | ... | ... | 15th June to 14th October. | 15th October to 14th February. | |
| ... | ... | ... | ... | | | |
| 5-66 | 38-11 | 14-01 | 42-94 | 15th June to 14th October. | 15th October to 14th February. | |
| 58-58 | 52-83 | 58-58 | 52-83 | | | |
| 34-35 | 50-61 | 34-35 | 50-61 | Do. | Do. | |
| ... | ... | ... | ... | | | |
| 20-53 | 39-45 | 26-53 | 39-45 | Do. | Do. | |
| 18-30 | 18-19 | 13-30 | 18-19 | | | |
| ... | 7-61 | ... | 7-61 | Do. | Do. | |
| 3788 | 114 | 3788 | 114 | | | Do. |
| 2562 | 269 | 2562 | 269 | 15th Febr. to 14th October. | Do. | |
| 363 | 60 | 363 | 60 | | | 15th June to 15th October.... |
| 39 | 14 | 39 | 14 | 15th Febr. to 14th October. | 15th October to 14th February. | |
| 145 | 276 | 145 | 276 | | | Do. |
| 76 | 78 | 97 | 191 | Do. | Do. | |
| ... | 216 | ... | 216 | | | Do. |
| ... | 366 | ... | 366 | Do. | Do. | |
| ... | ... | ... | ... | | | 16th Febr. to 15th October... |
| 187 | 69 | 187 | 69 | 15th Febr. to 14th October. | 15th October to 14th February. | |
| 115 | 113 | 115 | 113 | | | 16th Febr. to 15th October... |
| 57 | 114 | 63 | 114 | Do. | Do. | |
| 368 | 137 | 368 | 137 | | | Do. |
| 255 | 306 | 255 | 306 | Do. | Do. | |
| ... | ... | ... | ... | | | Do. |
| 579 | 388 | 579 | 388 | 15th Febr. to 14th October... | 15th October to 14th February. | |
| ... | ... | ... | ... | | | 16th January to 15th October. |
| 174-31 | 90-39 | 174-31 | 90-39 | 16th January to 15th October. | 16th October to 15th January. | |
| 111-00 | 53-00 | 111-00 | 53-00 | | | 16th January to 15th October. |
| 31-00 | 10-00 | 31-00 | 10-00 | 16th January to 15th October. | 16th October to 15th January. | |
| 70-00 | 24-00 | 70-00 | 24-00 | | | 16th January to 15th October. |
| 22-00 | 42-00 | 22-00 | 42-00 | 16th January to 15th October. | 16th October to 15th January. | |
| ... | ... | ... | ... | | | 16th January to 15th October. |
| ... | ... | ... | ... | 16th January to 15th October. | 16th October to 15th January. | |
| ... | ... | ... | ... | | | 16th January to 15th October. |
| ... | ... | ... | ... | 16th January to 15th October. | 16th October to 15th January. | |

| No. | Name of work. | AREA IRRIGATED IN ACRES. | | | | | | | AVERAGE DISCHARGES, CUBIC FEET PER SECOND. | | | |
|-----|--|--|--|-------------------|-----------------|-------|-----------------|---------------------------|--|-----------|---------------|-------|
| | | Kharif. | Rabi. | Total. | Flow. | Lift. | Double-cropped. | | At Head. | | Utilized. | |
| | | | | | | | Area irrigated. | Percentage of Total area. | Kharif. | Rabi. | Kharif. | Rabi. |
| 1 | 2 | 3 | 4 | 5 | 6 | 7 | 8 | 9 | 10 | 11 | 12 | 13 |
| | Total, Productive, brought forward ... | 147 709† | 1,111 927† | 1,258 1,636† | 2,894 ... | ... | ... | ... | ... | ... | ... | ... |
| | Total, Unproductive, brought forward ... | 28,543 1,675† | 26,438 286† | 54,976 1,961† | 55,420 ... | 1,527 | 929 | ... | ... | ... | ... | ... |
| | WORKS FOR WHICH CAPITAL AND REVENUE ACCOUNTS ARE KEPT. | | | | | | | | | | | |
| | <i>Unproductive—consold.</i> | | | | | | | | | | | |
| 32 | Dharma Canal ... | 482 5,126† | ... | 482 5,126† | 482 5,126 | ... | ... | ... | 54.69 | 13.34 | 54.69 | ... |
| 38 | Kadwa River Works. | ... | ... | ... | ... | ... | ... | ... | ... | ... | ... | ... |
| | Waghad Tank | (2,811) | (3,022) | ... | ... | ... | ... | ... | ... | ... | ... | ... |
| | Palkhed Canal | 2,872 | 1,836 | 4,208 | 4,144 | 64 | 74 | 1.76 | 60 | 48 | 60 | ... |
| | Ojhar-Tambhat Canal | (1,343) | (1,336) | 2,016 | 2,014 | 2 | 31 | 1.54 | 11 | 12 | 11 | ... |
| | Wadali Canal... | 1,509 (950) 1,078 | 507 (1,140) 579 | 1,655 | 1,655 | ... | 8 | ... | 10 | 7 | 10 | ... |
| 34 | Girna Left Bank Canal ... | (3,165) 3,785 | (4,888) 3,868 | 7,648 | 7,810 | 38 | 1,719 | 23.48 | 41 | 62 | 41 | ... |
| 35 | Pravara River Works—Lakh Canal. | (367) 367 | (332) 327 | 694 | 616 | 78 | 220 | 81.73 | 5 | 4 | 5 | ... |
| 36 | Lake Beale Darna Dam ... | 223 | 179 | 402 | ... | 402 | ... | ... | ... | ... | ... | ... |
| | Godavari Right Bank Canal | (11,943) 12,333 | (19,893) 17,868 | 30,201 | 30,182 | 19 | 1,868 | 6.18 | 173 | 242 | 173 | ... |
| | Godavari Left Bank Canal ... | (6,968) 7,218 | (14,333) 12,807 | 20,023 | 19,982 | 31 | 545 | 2.72 | 99 | 124 | 99 | ... |
| 37 | Pravara River Works—Pravara Right Bank Canal. | (6,168) 9,226 | (7,003) 8,835 | 18,061 | 18,059 | 2 | 609 | 3.37 | 51 | 46 | 51 | ... |
| 38 | Parsul Tank ... | (228) 151 | (232) 102 | 253 | 253 | ... | ... | ... | 3 | 3 | 3 | ... |
| 39 | Pravara River Works—Pravara Left Bank Canal. | (17,436) 18,588 | (12,886) 13,335 | 31,923 | 31,923 | ... | 392 | 1.23 | 113 | 116 | 113 | ... |
| 40 | Mutha Canals and Matoba Tank. | (14,997) 19,178 (2,491) 3,487 | (7,826) 1,215 (2,998) 2,573 | 20,393 6,010 | 20,146 6,010 | 247 | 163 | 0.30 | 212 17 | 116 11 | ... | ... |
| 41 | Nira Canal and Shetphal Tank. | (38,989) 40,791 (3,992) 3,710 | (38,886) 29,996 (2,844) 1,427 | 69,887 5,187 | 69,524 5,186 | 363 | 1,040 | 1.49 | 311 (d) 19 | 269 18 | 262 (d) 19 | ... |
| 42 | Kasurdi Tank(h) ... | 56 | 41 | 97 | 97 | ... | ... | ... | ... | ... | ... | ... |
| 43 | Shirsuphal do.(h) ... | (629) 725 | (648) 609 | 1,334 | 1,334 | ... | 25 | 1.87 | 4 | 5 | 4 | ... |
| 44 | Bhadalvad, do.(h) ... | (621) 977 | (556) 539 | 1,516 | 1,516 | ... | 56 | 3.69 | 6 | 7 | 6 | ... |
| | Total, Unproductive ... | 155,245 6,801† | 121,671 286† | 276,916 7,087† | 281,229 | 2,774 | 7,704 | 2.71 | ... | ... | ... | ... |
| | GRAND TOTAL, PRODUCTIVE AND UNPRODUCTIVE. | 155,392 7,510† | 122,782 1,213† | 278,174 8,723† | 284,133 | 2,774 | 7,704 | 2.68 | ... | ... | ... | ... |

I-E—concluded.

| AREA IRRIGATED PER CUBIC FOOT PER SECOND. | | | | BASE TO WHICH THE DUTIES OF WATER ARE CALCULATED. | | Remarks. |
|---|----------|-----------|----------|---|--------------------------------|--|
| Discharged at Head. | | Utilized. | | Kharif. | Rabi. | |
| Kharif. | Rabi. | Kharif. | Rabi. | | | |
| 14 | 15 | 16 | 17 | 18 | 19 | 20 |
| ... | ... | ... | ... | | | <p>NOTE—The bold figures in brackets represent areas actually irrigated during the respective seasons and the duties have been calculated on these figures. They differ from those in statement IVE owing to the fact that certain areas irrigated during the Rabi seasons are assessed in Kharif papers and <i>vice versa</i>. In the Rabi season in addition to pure Rabi crops perennial and eight months crops are irrigated. To obtain correct duties therefore these crops have to be added to the Rabi area.</p> <p>(a) The low duties on the Pravara Canals are due to the fact that irrigation is yet under development.</p> <p>(b) The low duties are due to the fact that the proportion of sugar cane and other perennial crops so the seasonal crops is great.</p> <p>(c) The low duties are due to scattered nature of irrigation.</p> <p>(d) The difference between the discharge at "Head" and "Utilized" is due to canal water having been let into Shetphal Tank and run to waste through scouring sluices.</p> <p>(d') The high duties on Shetphal tank and on Matoba tank are due partly to (1) concentration of irrigation on a small channel and consequently small losses in absorption and mainly (2) due to the fact that although the channel does not flow for days together owing to rainfall and other causes, the total discharge during a season is distributed on all the days of the season which reduces the average discharge and thus gives higher duties.</p> <p>(f) Figures of utilized discharge are not available as the quantity let into Matoba Tank was not measured. Besides water was supplied for drinking purposes to the city and cantonment of Poona.</p> <p>(e) The duties shown against the Kadwa river works and Lakh canal are fictitious figures as perennial and hot weather crops are mostly irrigated on well water during hot weather season and low duties are also partly due to scattered nature of irrigation.</p> <p>(g) The low duties are due to high proportion of sugar cane and other perennial crops which require a larger quantity of water and also to the fact that a large quantity of water is supplied for drinking purposes.</p> <p>(h) The discharge from these tanks in the hot weather season being uncertain as well as very small has not been accounted for. The duties are calculated on an eight months basis. Even during the monsoon and rabi seasons there is no discharge from these tanks for days together and the actual number of days on which the channels were in flow have been taken for purposes of duties.</p> <p>(i) This tank received very meagre replenishment during the monsoon. Only one watering could be issued.</p> <p>* An area of 23 acres is indirectly irrigated by underground percolation from the Mutha Right Bank Canal.</p> <p>† Area under consolidated assessment.</p> |
| 103-0) | ... | 103-00 | ... | 16th January to 15th October. | 16th October to 15th January. | |
| ... | ... | ... | ... | | | |
| 47 (e) | 63 (e) | 47 (e) | 63 (e) | 15th June to 14th October... | 15th October to 14th February. | |
| 122 (e) | 111 (e) | 122 (e) | 111 (e) | | | |
| 95 (e) | 163 | 95 (e) | 163 | | | |
| 77 (c) | 79 (c) | 77 (c) | 79 (c) | | | |
| 73 (e) | 95 (e) | 73 (e) | 95 (e) | Do. | Do. | |
| ... | ... | ... | ... | | | |
| 69 (b) | 82 (b) | 69 (b) | 82 (b) | 15th February to 14th October. | Do. | |
| 70 (b) | 116 (b) | 70 (b) | 116 (b) | | | |
| 121 (a) | 152 | 121 (a) | 152 | Do. | Do. | |
| 76 | 77 | 76 | 77 | 15th June to 14th October ... | Do. | |
| 154 | 111 (a) | 154 | 111 (a) | 15th February to 14th October. | Do. | |
| 71 (g) | 67 (g) | ... | ... | 15th February to 14th October. | Do. | |
| 147 | 273 (d') | 147 | 273 (d') | | | |
| 123 | 145 | 138 | 150 | 15th February to 14 October. | Do. | |
| 210 (d') | 158 | 210 (d') | 158 | | | |
| ... | ... | ... | ... | | | |
| 157 | 130 | 157 | 130 | 15th June to 14th October... | Do. | |
| 104 | 79 | 104 | 79 | | | |
| ... | ... | ... | ... | | | |
| ... | ... | ... | ... | | | |

Statement showing incidence of Working Expenses and Assessed Water Revenue

| No. | Name of Work. | Average Discharge of the year at Canal Head in Cubic feet per Second. | WATER-RATE ASSESSED. | | | | | Gross assessed Revenue from all sources. | Working Expenses, Direct and Indirect. |
|--|---|---|----------------------|----------|---------------|-----------|-----------------------------|--|--|
| | | | Occupier's. | Owner's. | Total Direct. | Indirect. | Total, Direct and Indirect. | | |
| | | | Rs. | Rs. | Rs. | Rs. | Rs. | Rs. | |
| WORKS FOR WHICH CAPITAL AND REVENUE ACCOUNTS ARE KEPT. | | | | | | | | | |
| Productive. | | | | | | | | | |
| 1 | Gadikeri Tank* | | ... | ... | ... | 2,355 | 2,355 | 2,355 | 1,866 |
| 2 | Māvinkop do. | 0.28 | ... | ... | ... | 2,022 | 2,022 | 2,022 | 775 |
| 3 | Shahada Channel | not taken | 5,116 | ... | 5,116 | 5,561 | 10,677 | 10,829 | 1,994 |
| Total, Productive | | | 5,116 | ... | 5,116 | 9,938 | 15,054 | 15,206 | 4,635 |
| Unproductive. | | | | | | | | | |
| 4 | Hāthmati Canal and | 79 | 36,948 | ... | 36,948 | ... | 36,948 | 42,784 | 38,509 |
| | Khāri Out Canal | 89 | ... | ... | ... | ... | ... | ... | ... |
| 5 | Wangroli Tank | 44.25 | 3,532 | ... | 3,532 | 7,102 | 10,634 | 10,932 | 9,003 |
| 6 | Tranza-Nagramma Tanks | | ... | ... | ... | ... | ... | 1,104 | 2,931 |
| 7 | Sāvli Tank | 50.72 | 4,771 | ... | 4,771 | ... | 4,771 | 5,491 | 6,522 |
| 8 | Sahiat do. | 71.09 | 2,493 | ... | 2,493 | 3,666 | 6,159 | 6,454 | 6,956 |
| 9 | Futelao do. | 15.68 | 331 | ... | 331 | ... | 331 | 527 | 1,386 |
| 10 | Lower Pānjhāra River Works | 4.43 | 13,056 | ... | 13,056 | 9,947 | 23,003 | 25,063 | 5,116 |
| 11 | Hartāla Tank | 0.051 | 178 | ... | 178 | ... | 178 | 753 | 1,013 |
| 12 | Mhasva do. | 0.47 | 263 | ... | 263 | ... | 263 | 1,064 | 2,256 |
| 13 | Jāmda Canal | 36.16 | 5,483 | ... | 5,483 | ... | 5,483 | 14,578 | 6,354 |
| 14 | Bhātodi Tank | 1.80 | 5,075 | ... | 5,075 | 5,361 | 10,436 | 12,856 | 4,985 |
| 15 | Ekrūk do. | 15.61 | 33,176 | ... | 33,176 | ... | 33,176 | 1,55,873 | 19,249 |
| 16 | Koregaon do. | 0.16 | 519 | ... | 519 | ... | 519 | 652 | 1,522 |
| 17 | Ashti do. | 3.09 | 16,356 | ... | 16,356 | ... | 16,356 | 29,199 | 9,119 |
| 18 | Pāthri do. | | 99 | ... | 99 | ... | 99 | 5,731 | 6,969 |
| 19 | Krishna Canal | 51.38 | 54,978 | ... | 54,978 | ... | 54,978 | 55,902 | 22,229 |
| 20 | Mhasvad Tank | 38.00 | 59,553 | ... | 59,553 | ... | 59,553 | 62,960 | 20,682 |
| 21 | Revāri Canal | 3.07 | 2,363 | ... | 2,363 | ... | 2,363 | 2,570 | 5,883 |
| 22 | Upper Man River Works | 2.69 | 3,204 | ... | 3,204 | ... | 3,204 | 3,263 | 4,732 |
| 23 | Yerla River Irrigation Works | 6.73 | 11,172 | ... | 11,172 | ... | 11,172 | 11,975 | 13,753 |
| 24 | Chikhli Canal | | 1,914 | ... | 1,914 | ... | 1,914 | 1,999 | 2,495 |
| 25 | Maini Tank | 3.15 | 8,532 | ... | 8,532 | ... | 8,532 | 8,654 | 6,717 |
| 26 | Muchkundī do. | | 358 | ... | 358 | ... | 358 | 465 | 1,569 |
| 27 | Gokāk Canal, 1st Section and storage works | 38.02 | 42,589 | ... | 42,589 | ... | 42,589 | 63,276 | 13,757 |
| 28 | Dāmbal Tank | 1.83 | 235 | ... | 235 | 916 | 1,151 | 2,206 | 2,389 |
| 29 | Medleri do. | 3.16 | 761 | ... | 761 | ... | 761 | 798 | 1,250 |
| 30 | Madag do. | 7.76 | 3,459 | ... | 3,459 | ... | 3,459 | 3,724 | 2,343 |
| 31 | Asundi do. | 4.12 | 612 | ... | 612 | 687 | 1,299 | 1,357 | 676 |
| 32 | Dharma Canal | 44.27 | 2,527 | ... | 2,527 | -2,474 | 53 | 53 | 1,208 |
| 33 | Kādwa River Works | Wāghad Tank | | ... | ... | ... | ... | ... | ... |
| | | Pālkhed Canal | 42.00 | ... | ... | ... | ... | ... | ... |
| | | Ojhar-Tāmbat Canal | 12.00 | 60,586 | ... | 60,586 | 594 | 61,180 | 65,358 |
| | Wadāli Canal | 7.00 | ... | ... | ... | ... | ... | ... | |
| 34 | Girna Left Bank Canal | 47 | 42,045 | ... | 42,045 | ... | 42,045 | 42,966 | 27,050 |
| 35 | Pravara River Works—Lākh Canal | 5 | 1,252 | ... | 1,252 | 225 | 1,477 | 2,277 | 4,271 |
| 36 | { Lake Beale—Darna Dam | | ... | ... | ... | ... | ... | ... | |
| | { Godāvari Right Bank Canal | 198 | ... | ... | ... | ... | ... | ... | |
| | { Do. Left Bank Canal | 108 | 5,92,627 | ... | 5,92,627 | ... | 5,92,627 | 6,20,714 | 2,59,803 |
| 37 | Pravara River Works—Pravara Right Bank Canal | 49 | 91,225 | ... | 91,225 | ... | 91,225 | 94,563 | 45,435 |
| 38 | Parsul Tank | 3 | 694 | ... | 694 | ... | 694 | 766 | 1,527 |
| 39 | Pravara River Works—Pravara Left Bank Canal | 116 | 1,99,001 | ... | 1,99,001 | 76 | 1,99,077 | 2,00,128 | 72,270 |
| 40 | Mutha Canal and | 179 | 2,75,871 | ... | 2,75,871 | 52 | 2,75,923 | 3,46,338 | 1,44,316 |
| | Mātoba Tank | +11 | ... | ... | ... | ... | ... | ... | |
| 41 | Nira Canal and | 297 | 6,75,243 | ... | 6,75,243 | ... | 6,75,243 | 6,86,789 | 2,09,016 |
| | Shetpāl Tank | +19 | ... | ... | ... | ... | ... | ... | |
| 42 | Kāsuri do. | | 107 | ... | 107 | ... | 107 | 1,527 | 951 |
| 43 | Shirsupāl do. | 3 | 5,454 | ... | 5,454 | ... | 5,454 | 5,583 | 2,945 |
| 44 | Bhādālvādī do. | 4 | 6,522 | ... | 6,522 | ... | 6,522 | 10,830 | 4,016 |
| Total, Unproductive | | | 22,65,164 | ... | 22,65,164 | 26,152 | 22,91,316 | 26,10,102 | 10,14,774 |
| GRAND TOTAL | | | 22,70,280 | ... | 22,70,280 | 36,090 | 23,06,370 | 26,25,308 | 10,19,409 |

II-E.

on Canals in the Bombay Presidency, excluding Sind, during the year 1922-1923.

| Area irrigated during the year. | WORKING EXPENSES. | | | OCCUPIER'S RATE. | | TOTAL WATER-RATE, DIRECT AND INDIRECT. | | Remarks. | |
|---------------------------------|-----------------------------|---------------------|---|---------------------|---|--|---|---|--|
| | Per cent. on Gross Revenue. | Per Acre irrigated. | Per Cubic foot per Second of Discharge at Canal Head. | Per Acre irrigated. | Per Cubic foot per Second of Discharge at Canal Head. | Per Acre irrigated. | Per Cubic foot per Second of Discharge at Canal Head. | | |
| Acres. | Rs. | Rs. | Rs. | Rs. | Rs. | Rs. | Rs. | | |
| ... | 79.24 | ... | | ... | | ... | ... | | |
| 661† | 88.33 | 1.17 | 2,767.86 | ... | | 3.06 | 7,221.43 | *All the lands under Gadikari tank are assessed at consolidated rates. As the rain during the year was good and timely the cultivators did not feel the necessity of tank water. Consequently there was no irrigation. †Area under consolidated assessment. | |
| { 1,258 975† } | 18.41 | 0.89 | | 2.29 | | 4.78 | | | |
| { 1,258 1,636† } | 30.48 | 1.60 | | 1.77 | | 5.20 | | | |
| 9,885 | 78.32 | 3.39 | 283.97 | 3.74 | 313.12 | 3.74 | 313.12 | | |
| 1,041 | 82.35 | 3.65 | 203.16 | 3.39 | 79.82 | 10.22 | 240.32 | | |
| ... | 265.49 | ... | | ... | | ... | | | |
| 1,499 | 118.78 | 4.38 | 123.60 | 3.20 | 94.07 | 3.20 | 94.07 | | |
| 732 | 107.78 | 9.50 | 97.87 | 3.40 | 85.06 | 3.41 | 86.64 | | |
| 113 | 348.39 | 16.25 | 117.09 | 2.93 | 21.11 | 2.93 | 21.11 | | |
| 790 | 20.41 | 2.12 | 1,154.85 | 5.40 | 2,947.18 | 9.52 | 5,192.55 | | |
| { 1,627† } | | | | | | | | | |
| 72 | 134.53 | 14.07 | 19,862.74 | 2.47 | 3,490.19 | 2.47 | 3,490.19 | | |
| 143 | 212.03 | 15.24 | 4,800.00 | 1.78 | 559.57 | 1.78 | 559.57 | | |
| 1,828 | 43.69 | 3.48 | 175.72 | 2.99 | 151.63 | 2.99 | 151.63 | | |
| 765 | 38.78 | 6.60 | 2,769.44 | 6.72 | 2,819.44 | 13.82 | 5,797.78 | | |
| 1,524 | 12.95 | 12.63 | 1,233.12 | 21.77 | 2,125.30 | 21.77 | 2,125.30 | | |
| 106 | 233.43 | 14.36 | 9,512.5 | 4.89 | 3,243.75 | 4.89 | 3,243.75 | | |
| 3,390 | 31.23 | 2.69 | 2,951.13 | 4.32 | 5,293.20 | 4.32 | 5,293.20 | | |
| 48 | 121.60 | 145.19 | | 2.06 | | 2.06 | | | |
| 6,518 | 39.76 | 3.41 | 432.64 | 3.43 | 1,070.03 | 3.43 | 1,070.03 | | |
| 3,994 | 32.81 | 2.30 | 543.73 | 6.62 | 1,567.19 | 6.62 | 1,567.19 | | |
| 640 | 151.09 | 7.19 | 1,264.32 | 4.38 | 769.71 | 4.38 | 769.71 | | |
| 868 | 145.02 | 5.45 | 1,759.11 | 3.69 | 1,191.03 | 3.69 | 1,191.03 | | |
| 2,842 | 114.84 | 4.84 | 2,043.54 | 3.93 | 1,660.03 | 3.93 | 1,660.03 | | |
| 540 | 124.81 | 4.61 | | 3.54 | | 3.54 | | | |
| 2,536 | 77.61 | 2.65 | 2,132.38 | 3.36 | 2,708.57 | 3.36 | 2,708.57 | | |
| 458 | 337.42 | 3.43 | | 0.78 | | 0.78 | | | |
| 8,711 | 21.74 | 1.58 | 361.84 | 4.89 | 1,120.17 | 4.89 | 1,120.17 | | |
| { 134 144† } | 108.30 | 3.59 | 1,305.46 | 0.34 | 128.41 | 4.14 | 628.96 | †Water from the Muchkundi tank was issued free for non-perennial irrigation. | |
| 100 | 156.64 | 12.50 | 895.67 | 7.61 | 240.82 | 7.61 | 240.82 | | |
| 707 | 62.92 | 3.31 | 301.93 | 4.89 | 445.7 | 4.89 | 445.75 | | |
| 107 | 49.82 | 2.28 | 164.08 | 2.06 | 148.54 | 4.37 | 315.29 | | |
| { 190† 432 5,126† } | 2,279.25 | 0.22 | 27.29 | 0.45 | 570.8 | 0.01 | 1.18 | | |
| { ... 4,208 } | 42.33 | 3.51 | 453.62 | 7.69 | 993.21§ | 7.76 | 1,002.95§ | | §The high rates are due to high proportion of sugarcane, which is a high rated crop on the Godavari, Pravara, Nira and Mutha Canals and the Kadwa river works. |
| 2,016 | 62.96 | 3.53 | 575.53 | 5.50 | 894.57 | 5.50 | 894.57 | | |
| { 1,655 7,648 } | 187.57 | 6.15 | 854.2 | 1.80 | 250.4 | 2.13 | 295.4 | | |
| 694 | 41.86 | 5.13 | 849.03 | 11.70 | 1,936.69§ | 11.70 | 1,936.69§ | | |
| { 402 30,301 20,023 } | 48.04 | 2.62 | 927.24 | 5.05 | 1,861.73§ | 5.05 | 1,861.73§ | | |
| 18,061 | 199.35 | 6.03 | 509.00 | 2.74 | 231.33 | 2.74 | 231.33 | | |
| 253 | 36.11 | 2.26 | 623.03 | 6.23 | 1,715.52§ | 6.24 | 1,716.18§ | | |
| { 31,923 26,403 } | 41.81 | 5.48 | 762.19 | 10.44 | 1,451.95§ | 10.44 | 1,452.23 | | |
| 287 | 30.43 | 2.79 | 661.44 | 9.00 | 2,136.84§ | 9.00 | 2,136.84§ | | |
| 75,024 | 62.28 | 9.80 | | 1.10 | | 1.10 | | | |
| 97 | 52.75 | 2.21 | 931.86 | 4.09 | 1,818.00§ | 4.08 | 1,818.00§ | | |
| 1,334 | 87.08 | 2.65 | 1,004.00 | 4.30 | 1,630.50 | 4.30 | 1,630.50 | | |
| 1,516 | ... | ... | | ... | | ... | | | |
| { 2,76,944 7,087† } | 38.83 | 3.57 | | 7.98 | | 8.07 | | | |
| { 2,73,202 8,723† } | 38.83 | 3.55 | | 7.91 | | 8.04 | ... | | |

Statement of Quantity and Value of Crops Irrigated in the Bombay

| | (1) GADIKERI TANK. | | (2) MÁVINKOP TANK. | | (3) SEAHADA CHANNEL. | | (4) HATHMATI AND KHARI CUT CANALS. | | |
|---|------------------------------------|--------------------------|-----------------------|--------------------------|-------------------------|---------------------|--|---------------------|--------|
| | Area irrigated. | Esti- mated Value. | Area irrigated. | Esti- mated Value. | Area irrigated. | Estimated Value. | Area irrigated. | Estimated Value. | |
| | Acres. | Rs. | Acres. | Rs. | Acres. | Rs. | Acres. | Rs. | |
| Gardens and { Vegetables | ... | ... | ... | ... | ... | ... | 7 | 420 | |
| Orchards. { Fruits and other trees | ... | ... | ... | ... | 58 | 15,150 | ... | ... | |
| Sugarcane | ... | ... | ... | ... | ... | ... | 27 | 540 | |
| Cereals | Wheat | ... | ... | ... | 1,067 | 32,070 | 1,316 | 27,636 | |
| | Barley | ... | ... | ... | ... | ... | 83 | 4,150 | |
| | Rice | ... | ... | ... | ... | ... | 3,723 | 1,86,150 | |
| | Maize | ... | ... | ... | ... | 4 | 4 | 10 | 40 |
| | Jowár | ... | ... | ... | ... | 4 | 65 | 676 | 27,040 |
| | Chino, Rági, Rála, Wara... .. | ... | ... | ... | ... | 1 | 10 | 13 | 220 |
| | Báji | ... | ... | ... | ... | ... | ... | ... | ... |
| Miscellaneous | ... | ... | ... | ... | ... | ... | 1,130 | 4,520 | |
| Pulses | Gram, Udid, Mug... .. | ... | ... | ... | 1 | 10 | 2,794 | 83,820 | |
| | Tur | ... | ... | ... | 3 | 64 | ... | ... | |
| | Peas | ... | ... | ... | ... | ... | ... | ... | |
| | Ground-nut | ... | ... | ... | 6 | 150 | ... | ... | |
| Miscellaneous | ... | ... | ... | ... | ... | ... | ... | | |
| Fodder Crops | Fodder | ... | ... | ... | 1 | 10 | ... | ... | |
| | Lucerne, etc. | ... | ... | ... | ... | ... | ... | ... | |
| Fibres | Cotton | ... | ... | ... | 6 | 1,122 | 57 | 2,850 | |
| | Tág (Hemp) | ... | ... | ... | ... | ... | ... | ... | |
| Dyes | ... | ... | ... | ... | ... | ... | ... | ... | |
| Drugs and { Tobacco | Narcotics. { Bháng | ... | ... | ... | ... | ... | ... | ... | |
| | ... | ... | ... | ... | ... | ... | ... | ... | |
| Oil-seeds | Mustard, Sesam | ... | ... | ... | 8 | 85 | ... | ... | |
| | Linseed, Castor-oil | ... | ... | ... | ... | ... | ... | ... | |
| Condiments | Chilly and Onions | ... | ... | ... | ... | ... | 1 | 50 | |
| | Garlic, Turmeric and Methi. | ... | ... | ... | 99 | 3,507 | ... | ... | |
| Miscellaneous | ... | ... | ... | ... | ... | ... | 48* | ... | |
| Land insufficiently irrigated | ... | ... | ... | ... | ... | ... | ... | ... | |
| Areas sanctioned and assessed but not planted and also areas assessed for water taken out of turn and other penalties. | ... | ... | ... | ... | ... | ... | ... | ... | |
| Total | ... | ... | ... | ... | 1,258 | 52,247 | 9,885 | 3,37,436 | |
| Area on which consolidated assessment is levied | ... | ... | 661 | 33,250 | 975 | 76,252 | ... | ... | |

Note.—The lands under the Gadikeri Tank are assessed at consolidated rates. As there was good and timely rain the cultivators did not
 * Water was given for

III-E.

Presidency, excluding Sind, during the year 1922-1923.

| (5) WA'NOROLI TANK. | | (6) TRA'NZA-NA- ORA'MMA TANKS. | | (7) SAVLI TANK. | | (8) SARIAT TANK. | | (9) FUTHLAO TANK. | | (10) LOWER PANJHRA RIVER WORKS. | | (11) HARTALA TANK. | |
|------------------------|--------------------------|--------------------------------------|--------------------------|--------------------|--------------------------|---------------------|---------------------|----------------------|---------------------|--|---------------------|-----------------------|--------------------------|
| Area Irrigated. | Estima- ted Value. | Area Irrigated. | Estima- ted Value. | Area Irrigated. | Estima- ted Value. | Area Irrigated. | Estimated Value. | Area Irrigated. | Estimated Value. | Area Irrigated. | Estimated Value. | Area Irrigated. | Estima- ted Value. |
| Acres. | Rs. | Acres. | Rs. | Acres. | Rs. | Acres. | Rs. | Acres. | Rs. | Acres. | Rs. | Acres. | Rs. |
| 3 | 225 | .. | ... | ... | ... | 3 | 225 | ... | ... | 20 | 1,674 | ... | ... |
| ... | ... | ... | ... | ... | ... | ... | ... | ... | ... | ... | ... | ... | ... |
| 60 | 3,000 | ... | ... | 327 | 16,350 | 145 | 7,250 | 48 | 3,440 | 371 | 11,921 | 29 | 729 |
| 704 | 35,200 | ... | ... | 779 | 88,950 | 183 | 9,150 | ... | ... | 1 | 30 | ... | ... |
| ... | ... | ... | ... | 6 | 120 | 1 | 20 | 30 | 750 | ... | ... | ... | ... |
| ... | ... | ... | ... | 7 | 210 | 3 | 75 | ... | ... | 3 | 152 | 40 | 606 |
| ... | ... | ... | ... | 3 | 105 | ... | ... | ... | ... | 16 | 500 | ... | ... |
| 3 | 150 | ... | ... | 5 | 250 | ... | ... | ... | ... | ... | ... | 1 | ... |
| 219 | 6,570 | ... | ... | 260 | 7,800 | 322 | 9,660 | 40 | 2,000 | 16 | 270 | ... | ... |
| ... | ... | ... | ... | ... | ... | ... | ... | ... | ... | 218 | 4,080 | ... | ... |
| ... | ... | ... | ... | 10 | 500 | ... | ... | ... | ... | ... | ... | ... | ... |
| 7 | 140 | ... | ... | 13 | 260 | 34 | 680 | ... | ... | ... | ... | ... | ... |
| 2 | 100 | ... | ... | ... | ... | 15 | 750 | ... | ... | 21 | 1,350 | ... | ... |
| ... | ... | ... | ... | ... | ... | ... | ... | ... | ... | ... | ... | ... | ... |
| 2 | 300 | ... | ... | ... | ... | 1 | 150 | ... | ... | ... | ... | 1 | 70 |
| ... | ... | ... | ... | ... | ... | ... | ... | ... | ... | ... | ... | ... | ... |
| ... | ... | ... | ... | 1 | 50 | ... | ... | ... | ... | 114 | 4,750 | ... | ... |
| 25 | 1,250 | ... | ... | ... | ... | 4 | 200 | ... | ... | 9 | 173 | 1 | 175 |
| 13 | 355 | ... | ... | ... | ... | ... | ... | ... | ... | ... | ... | ... | ... |
| 3* | ... | ... | ... | 78* | ... | 21* | ... | ... | ... | 1 | 1 | ... | ... |
| ... | ... | ... | ... | ... | ... | ... | ... | ... | ... | ... | ... | ... | ... |
| ... | ... | ... | ... | ... | ... | ... | ... | ... | ... | ... | ... | ... | ... |
| 1,041 | 47,230 | ... | ... | 1,489 | 64,595 | 732 | 28,160 | 113 | 6,190 | 790 | 24,901 | 72 | 1,580 |
| ... | ... | ... | ... | ... | ... | ... | ... | ... | ... | 1,627 | 2,30,927 | ... | ... |

use tank water and so there was no irrigation.
ploughing purposes.

III-E—continued.

| (15) ERRUK TANK. | | (16) KORRGAON TANK. | | (17) ASHTI TANK. | | (18) PA'THRI TANK. | | (19) KRISHNA CANAL. | | (20) MHASWAD TANK. | |
|---------------------|------------------|------------------------|------------------|---------------------|------------------|-----------------------|------------------|------------------------|------------------|-----------------------|------------------|
| Area irrigated. | Estimated Value. | Area irrigated. | Estimated Value. | Area irrigated. | Estimated Value. | Area irrigated. | Estimated Value. | Area irrigated. | Estimated Value. | Area irrigated. | Estimated Value. |
| Acres. | lis. | Acres. | Rs. | Acres. | Rs. | Acres. | Rs. | Acres. | Rs. | Acres. | Rs. |
| 30 | 9,000 | ... | ... | ... | ... | ... | ... | 6 | 2,220 | 8 | 773 |
| 44 | 12,000 | ... | ... | 9 | 1,750 | ... | ... | ... | ... | 69 | 6,238 |
| 638 | 6,38,000 | ... | ... | 4 | 1,938 | ... | ... | 1,038 | 8,71,920 | 86 | 22,394 |
| 2 | 250 | 8 | 202 | 843 | 44,090 | 9 | 215 | 503 | 25,652 | 277 | 15,313 |
| ... | ... | ... | ... | ... | ... | ... | ... | ... | ... | 24 | 661 |
| 139 | 27,700 | ... | ... | ... | ... | ... | ... | 367 | 20,552 | 162 | 10,088 |
| 16 | 1,500 | ... | ... | ... | ... | ... | ... | 153 | 2,448 | 260 | 9,866 |
| ... | ... | 76 | 2,670 | 2,971 | 2,65,822 | 22 | 774 | 1,999 | 81,959 | 2,956 | 2,27,917 |
| ... | ... | ... | ... | ... | ... | ... | ... | ... | ... | 13 | 447 |
| ... | ... | ... | ... | ... | ... | ... | ... | 1 | 24 | 420 | 20,691 |
| ... | ... | ... | ... | ... | ... | ... | ... | 151 | 7,143 | ... | ... |
| 5 | 400 | 4 | 72 | 54 | 2,235 | 6 | 90 | 184 | 4,909 | 318 | 19,716 |
| ... | ... | ... | ... | ... | ... | ... | ... | ... | ... | 8 | 392 |
| ... | ... | ... | ... | ... | ... | ... | ... | ... | ... | 13 | 832 |
| 233 | 34,800 | 12 | 566 | 2 | 15 | ... | ... | 795 | 63,600 | 2,454 | 2,80,224 |
| 21 | 2,100 | ... | ... | ... | ... | 8 | 390 | 3 | 150 | ... | ... |
| 253 | 25,300 | ... | ... | ... | ... | ... | ... | 80 | 2,524 | 153 | 4,185 |
| 2 | 100 | ... | ... | ... | ... | ... | ... | ... | ... | ... | ... |
| 15 | 500 | ... | ... | 3 | 505 | ... | ... | 48 | 2,400 | 109 | 13,998 |
| ... | ... | ... | ... | ... | ... | ... | ... | ... | ... | ... | ... |
| ... | ... | ... | ... | ... | ... | ... | ... | ... | ... | ... | ... |
| ... | ... | ... | ... | ... | ... | 2 | 90 | 30 | 6,000 | 5 | 184 |
| ... | ... | ... | ... | ... | ... | ... | ... | ... | ... | ... | ... |
| ... | ... | ... | ... | ... | ... | ... | ... | ... | ... | ... | ... |
| 2 | 100 | ... | ... | ... | ... | ... | ... | ... | ... | 11 | 564 |
| 22 | 11,000 | 1 | 20 | 4 | 660 | ... | ... | 188 | 24,440 | 77 | 5,947 |
| 9 | 9,500 | 5 | 220 | ... | ... | 1 | 70 | 850 | 3,40,000 | 39 | 1,157 |
| 46 | 800 | ... | ... | ... | ... | ... | ... | 122 | 797 | ... | ... |
| 47 | ... | ... | ... | ... | ... | ... | ... | ... | ... | ... | ... |
| ... | ... | ... | ... | ... | ... | ... | ... | ... | ... | 1,532 | ... |
| 1,524 | 7,73,050 | 106 | 3,750 | 3,390 | 3,17,015 | 48 | 1,629 | 6,518 | 14,56,738 | 8,994 | 6,41,587 |
| ... | ... | ... | ... | ... | ... | ... | ... | ... | ... | ... | ... |

III-E—continued.

| (25) MAHAI TANK. | | (26) MUGHKUNDI TANK. | | (27) GOKAK CANAL, 1ST SECTION, AND STORAGE WORKS. | | (28) DAMBAL TANK. | | (29) MEDLARI TANK. | | (30) MADAG TANK. | |
|---------------------|--------------------------|----------------------------|--------------------------|---|--------------------------|----------------------|--------------------------|-----------------------|---------------------|---------------------|--------------------------|
| Area irrigated. | Esti- mated Value. | Area irrigated. | Esti- mated Value. | Area irri- gated. | Esti- mated Value. | Area irrigated. | Esti- mated Value. | Area irrigated. | Estimated Value. | Area irrigated. | Esti- mated Value. |
| Acres. | Rs. | Acres. | Rs. | Acres. | Rs. | Acres. | Rs. | Acres. | Rs. | Acres. | Rs. |
| ... | ... | ... | ... | 42 | 2,121 | 29 | 1,560 | 2 | 100 | 24 | 2,265 |
| 18 | 5,400 | 71 | 2,400 | 22 | 2,756 | 3 | 90 | 31 | 14,710 | ... | ... |
| 48 | 17,280 | ... | ... | 253 | 31,635 | ... | ... | ... | ... | 76 | 10,494 |
| 62 | 4,030 | ... | ... | ... | ... | 3 | 150 | ... | ... | ... | ... |
| ... | ... | ... | ... | 384 | 7,675 | ... | ... | ... | ... | ... | ... |
| 3 | 240 | ... | ... | 158 | 6,806 | ... | ... | 55 | 4,125 | 486 | 42,740 |
| 6 | 384 | ... | ... | 2,263 | 67,884 | ... | ... | ... | ... | ... | ... |
| 1,050 | 58,800 | ... | ... | 1,235 | 37,064 | 78 | 2,445 | 8 | 522 | ... | ... |
| 5 | 240 | ... | ... | 576 | 8,643 | 8 | 281 | ... | ... | ... | ... |
| 420 | 13,440 | ... | ... | 107 | 2,152 | ... | ... | ... | ... | ... | ... |
| 20 | 4,000 | ... | ... | ... | ... | ... | ... | ... | ... | ... | ... |
| ... | ... | ... | ... | ... | ... | ... | ... | ... | ... | ... | ... |
| 312 | 10,000 | ... | ... | 443 | 6,642 | ... | ... | ... | ... | ... | ... |
| ... | ... | ... | ... | ... | ... | ... | ... | ... | ... | ... | ... |
| 534 | 64,080 | ... | ... | 447 | 13,410 | ... | ... | ... | ... | ... | ... |
| ... | ... | ... | ... | ... | ... | ... | ... | ... | ... | ... | ... |
| ... | ... | ... | ... | ... | ... | ... | ... | ... | ... | ... | ... |
| ... | ... | ... | ... | 565 | 23,732 | ... | ... | ... | ... | ... | ... |
| ... | ... | ... | ... | 694 | 10,412 | ... | ... | ... | ... | ... | ... |
| ... | ... | ... | ... | ... | ... | ... | ... | ... | ... | ... | ... |
| 10 | 1,800 | ... | ... | ... | ... | ... | ... | 1 | 25 | ... | ... |
| ... | ... | ... | ... | ... | ... | ... | ... | ... | ... | ... | ... |
| ... | ... | ... | ... | ... | ... | 11 | 275 | ... | ... | ... | ... |
| ... | ... | ... | ... | ... | ... | ... | ... | ... | ... | ... | ... |
| 12 | 2,000 | ... | ... | 877 | 43,839 | 2 | 56 | 2 | 137 | ... | ... |
| 1 | 375 | ... | ... | 20 | 3,995 | ... | ... | 1 | 160 | 121 | 11,154 |
| 35 | 1,750 | 387 | 6,205 | 625 | 93,784 | ... | ... | ... | ... | ... | ... |
| ... | ... | ... | ... | ... | ... | ... | ... | ... | ... | ... | ... |
| ... | ... | ... | ... | ... | ... | ... | ... | ... | ... | ... | ... |
| 2,586 | 1,83,819 | 453 | 8,605 | 8,711 | 3,62,030 | 134 | 4,857 | 100 | 19,779 | 707 | 66,653 |
| ... | ... | ... | ... | ... | ... | 144 | 5,760 | ... | ... | ... | ... |

STATEMENT

| | (81) ASUNDI TANK. | | (82) DHARMA CANAL. | | (83) KADVA RIVER WORKS. | | | | |
|---|------------------------------------|------------------|-----------------------|------------------|----------------------------|------------------|----------------------|------------------|--------|
| | Area irrigated. | Estimated Value. | Area irrigated. | Estimated Value. | Palkhed Canal. | | Ojhar-Tambhat Canal. | | |
| | | | | | Area irrigated. | Estimated Value. | Area irrigated. | Estimated Value. | |
| | Acres. | Rs. | Acres. | Rs. | Acres. | Rs. | Acres. | Rs. | |
| Gardens and Orchards. | Vegetables | 23 | 2,002 | ... | ... | 51 | 4,036 | 28 | 2,554 |
| | Fruits and other trees | ... | ... | ... | ... | 20 | 2,311 | 1 | 280 |
| Sugarcane | 24 | 6,594 | ... | ... | 287 | 1,06,586 | 275 | 82,757 | |
| Cereals | Wheat | ... | ... | ... | ... | 835 | 42,011 | 311 | 11,159 |
| | Barley | ... | ... | ... | ... | ... | ... | ... | ... |
| | Rice | 8 | 400 | 482 | 38,560 | 51 | 4,986 | ... | ... |
| | Maize | ... | ... | ... | ... | 2 | 84 | 1 | 20 |
| | Jowar | ... | ... | ... | ... | 5 | 403 | 13 | 631 |
| | Chino, Ragi, Rala, Wara | ... | ... | ... | ... | ... | ... | ... | ... |
| Bajri | ... | ... | ... | ... | 952 | 55,768 | 533 | 21,494 | |
| Miscellaneous | ... | ... | ... | ... | ... | ... | ... | ... | |
| Pulses | Gram, Udid, Mug... .. | ... | ... | ... | ... | 338 | 8,266 | 195 | 3,260 |
| | Tur | ... | ... | ... | ... | ... | ... | ... | ... |
| | Peas | ... | ... | ... | ... | 2 | 140 | 1 | 47 |
| | Ground-nut | 2 | 400 | ... | ... | 906 | 90,565 | 292 | 23,279 |
| Miscellaneous | ... | ... | ... | ... | ... | ... | ... | ... | |
| Fodder Crops. | Fodder | ... | ... | ... | ... | 4 | 90 | 1 | 20 |
| | Lucerne, etc. | ... | ... | ... | ... | 43 | 4,429 | 34 | 2,467 |
| Fibres | Cotton | ... | ... | ... | ... | ... | ... | ... | ... |
| | Tag (Hemp) | ... | ... | ... | ... | 45 | 1,851 | 17 | 663 |
| Dyes | ... | ... | ... | ... | ... | ... | ... | ... | |
| Drugs and Narcotics. | Tobacco | ... | ... | ... | ... | 2 | 143 | 8 | 600 |
| | Bhang | ... | ... | ... | ... | ... | ... | ... | ... |
| Oil-seeds | Mustard, Sesam | ... | ... | ... | ... | 1 | 33 | ... | ... |
| | Linseed, Castor-oil | ... | ... | ... | ... | ... | ... | ... | ... |
| Condiments | Chilly and Onions | 31 | 2,053 | ... | ... | 460 | 99,224 | 174 | 30,308 |
| | Garlic, Turmeric and Methi. | 19 | 2,324 | ... | ... | 40 | 5,010 | 10 | 416 |
| Miscellaneous | ... | ... | ... | ... | ... | ... | ... | ... | |
| Land insufficiently irrigated | ... | ... | ... | ... | ... | ... | ... | ... | |
| Areas sanctioned and assessed but not planted and also areas assessed for water taken out of turn and other penalties... .. | ... | ... | ... | ... | 164 | ... | 122 | ... | |
| Total | 107 | 13,773 | 482 | 38,560 | 4,208 | 4,25,936 | 2,016 | 1,80,005 | |
| Area on which consolidated assessment is levied | 190 | 9,466 | 5,126 | 2,30,670 | ... | ... | ... | ... | |

III-E—continued.

| (33) KA'DVA RIVER WORKS—concluded. | | | | (34) CHANAKA PUN TANK. | | (35) PRAVARA RIVER WORKS—LA'KH CANAL. | | (36a) GODA'VARI RIGHT BANK CANAL. | | (36b) GODA'VARI LEFT BANK CANAL. | |
|------------------------------------|------------------|-----------------|------------------|------------------------|------------------|---------------------------------------|------------------|-----------------------------------|------------------|----------------------------------|------------------|
| Wad&H Canal. | | Waghad Tank. | | Area irrigated. | Estimated Value. | Area irrigated. | Estimated Value. | Area irrigated. | Estimated Value. | Area irrigated. | Estimated Value. |
| Area irrigated. | Estimated Value. | Area irrigated. | Estimated Value. | | | | | | | | |
| Acres. | Rs. | Acres. | Rs. | Acres. | Rs. | Acres. | Rs. | Acres. | Rs. | Acres. | Rs. |
| 17 | 859 | ... | ... | 31 | 2,456 | 7 | 191 | 36 | 1,306 | 25 | 1,110 |
| 16 | 1,435 | ... | ... | 8 | 2,293 | 31 | 25,809 | 126 | 18,101 | 26 | 9,814 |
| 120 | 36,517 | ... | ... | 345 | 70,701 | 18 | 15,862 | 5,544 | 23,32,105 | 4,005 | 38,88,037 |
| 382 | 20,993 | ... | ... | 1,753 | 1,52,116 | 169 | 3,386 | 7,192 | 2,82,434 | 7,307 | 3,09,543 |
| ... | ... | ... | ... | ... | ... | ... | ... | ... | ... | ... | ... |
| 1 | 40 | ... | ... | 29 | 1,400 | ... | ... | 70 | 4,188 | 20 | 1,191 |
| ... | ... | ... | ... | 16 | 602 | 1 | 15 | 15 | 848 | 24 | 2,150 |
| 1 | 43 | ... | ... | 152 | 14,665 | 76 | 1,513 | 1,053 | 27,339 | 496 | 14,613 |
| ... | ... | ... | ... | 17 | 262 | ... | ... | ... | ... | ... | ... |
| 467 | 30,334 | ... | ... | 1,748 | 96,145 | 227 | 3,409 | 5,136 | 1,66,831 | 1,772 | 49,605 |
| ... | ... | ... | ... | ... | ... | ... | ... | ... | ... | ... | ... |
| 143 | 2,893 | ... | ... | 1,881 | 1,05,663 | 97 | 1,469 | 4,375 | 98,433 | 1,628 | 47,590 |
| ... | ... | ... | ... | ... | ... | ... | ... | 3 | 86 | 5 | 237 |
| ... | ... | ... | ... | 7 | 519 | 1 | 30 | ... | ... | ... | ... |
| 310 | 24,746 | ... | ... | 311 | 40,199 | 24 | 1,421 | 1,243 | 88,884 | 596 | 43,332 |
| ... | ... | ... | ... | ... | ... | ... | ... | ... | ... | ... | ... |
| 7 | 494 | ... | ... | 130 | 9,938 | ... | ... | 91 | 2,912 | 83 | 8,149 |
| 14 | 1,254 | ... | ... | 36 | 7,499 | 8 | 369 | 278 | 34,983 | 259 | 1,03,774 |
| ... | ... | ... | ... | 554 | 36,595 | 17 | 522 | 46 | 1,822 | 4 | 145 |
| 9 | 379 | ... | ... | 27 | 1,561 | ... | ... | 131 | 3,403 | 115 | 3,787 |
| ... | ... | ... | ... | ... | ... | ... | ... | ... | ... | ... | ... |
| 1 | 42 | ... | ... | ... | ... | 8 | 225 | 1 | 65 | 2 | 97 |
| ... | ... | ... | ... | ... | ... | ... | ... | ... | ... | ... | ... |
| 2 | 52 | ... | ... | 67 | 4,248 | ... | ... | 9 | 360 | ... | ... |
| ... | ... | ... | ... | ... | ... | 1 | 7 | ... | ... | ... | ... |
| 70 | 10,201 | ... | ... | 16 | 1,397 | 9 | 354 | 38 | 3,845 | 43 | 2,394 |
| 10 | 566 | ... | ... | ... | ... | ... | ... | 44 | 2,598 | 48 | 3,890 |
| ... | ... | ... | ... | ... | ... | ... | ... | 402* | ... | ... | ... |
| ... | ... | ... | ... | ... | ... | ... | ... | ... | ... | ... | ... |
| 85 | ... | ... | ... | 520 | ... | ... | ... | 4,770 | ... | 3,565 | ... |
| 1,655 | 1,30,848 | ... | ... | 7,648 | 5,48,259 | 694 | 54,582 | 30,603 | 30,70,543 | 20,023 | 44,89,458 |
| ... | ... | ... | ... | ... | ... | ... | ... | ... | ... | ... | ... |

* This represents area in the basin of Lake Beale given out for cultivation. The areas were not measured separately for each crop, hence no valuation can be made.

STATEMENT

| | (37) PRAVARA RIVER WORKS—PRAVARA R. B. CANAL. | | (38) PARSUL TANK. | | (39) PRAVARA RIVER WORKS—PRAVARA L. B. CANAL. | | (40) MUTHA CANALS, INCLUDING MA'TOBA TANK. | | |
|--|--|---------------------|----------------------|---------------------|--|---------------------|---|---------------------|----------|
| | Area irrigated. | Estimated Value. | Area irrigated. | Estimated Value. | Area irrigated. | Estimated Value. | Area irrigated. | Estimated Value. | |
| | Acres. | Rs. | Acres. | Rs. | Acres. | Rs. | Acres. | Rs. | |
| Gardens and Orchards. { Vegetables | 23 | 938 | ... | ... | 30 | 1,228 | 558 | 2,79,000 | |
| { Fruits and other trees | 111 | 23,115 | 18 | 8,362 | 158 | 33,857 | 1,051 | 3,98,000 | |
| Sugarcane | 679 | 5,65,402 | 11 | 5,337 | 2,434 | 20,54,955 | 3,442 | 34,42,000 | |
| Cereals | Wheat | 1,730 | 37,048 | 14 | 1,447 | 2,382 | 1,30,063 | 185 | 26,800 |
| | Barley | ... | ... | ... | ... | ... | ... | ... | ... |
| | Rice | 5 | 165 | ... | ... | 4 | 229 | 285 | 35,625 |
| | Maize | 32 | 497 | 2 | 74 | 43 | 3,767 | 138 | 6,900 |
| | Jowár | 3,565 | 74,026 | ... | ... | 5,223 | 1,87,130 | 4,324 | 5,57,690 |
| | Chino, Rági, Rála, Wara | ... | ... | ... | ... | ... | ... | 3 | 150 |
| | Bájri | 2,524 | 72,280 | 19 | 1,554 | 8,631 | 3,95,385 | 7,833 | 8,81,080 |
| { Miscellaneous | ... | ... | ... | ... | ... | ... | 20 | 2,000 | |
| Pulses | Gram, Udid, Mug... .. | 759 | 16,281 | 11 | 912 | 1,961 | 1,18,447 | 91 | 6,825 |
| | Tur | 4 | 123 | ... | ... | 23 | 563 | 144 | 14,400 |
| | Peas | ... | ... | ... | ... | 1 | 103 | ... | ... |
| | Ground-nut | 511 | 31,033 | 123 | 20,253 | 512 | 66,125 | 1,137 | 2,01,500 |
| | Miscellaneous | ... | ... | ... | ... | ... | ... | 5 | 275 |
| Fodder Crops. { Fodder | 138 | 3,743 | 2 | 490 | 309 | 25,749 | 1,087 | 1,08,700 | |
| | Lucerne, etc. | 160 | 12,643 | ... | ... | 292 | 30,156 | 293 | 1,15,500 |
| Fibres | Cotton | 75 | 2,351 | 52 | 6,396 | 879 | 1,38,234 | 4 | 600 |
| | Tág. (Hemp) | 31 | 686 | ... | ... | 98 | 5,795 | 76 | 5,700 |
| Dyes | ... | ... | ... | ... | ... | ... | ... | ... | |
| Drugs and Narcotics | Tobacco | 3 | 100 | ... | ... | 6 | 690 | 6 | 650 |
| | Bháng | ... | ... | ... | ... | ... | ... | ... | ... |
| Oil-seeds | Mustard, Sesam | 4 | 93 | ... | ... | 34 | 604 | 2 | 100 |
| | Linseed, Castor-oil | ... | ... | ... | ... | 4 | 201 | ... | ... |
| Condiments | Chilly and Onions | 28 | 1,122 | 1 | 146 | 41 | 2,819 | 170 | 45,850 |
| | Garlic, Turmeric and Methi. | 4 | 166 | ... | ... | 54 | 4,458 | ... | ... |
| Miscellaneous | ... | ... | ... | ... | ... | ... | 28* | 1,400* | |
| Land insufficiently irrigated | ... | ... | ... | ... | ... | ... | 1,283 | ... | |
| Areas sanctioned and assessed but not planted and also areas assessed for water taken out of turn and other penalties | 7,680 | ... | ... | ... | 8,804 | ... | 4,266 | ... | |
| Total | 18,061 | 8,41,312 | 253 | 44,971 | 31,923 | 32,00,558 | 26,431 | 61,30,745 | |
| Area on which consolidated assessment is levied | ... | ... | ... | ... | ... | ... | ... | ... | |

* This represents area indirectly irrigated by underground percolation from the Mutha Right Bank Canal and value estimated was Rs. 1,400.

III-E—concluded.

| (41) NIRA CANAL, INCLUDING SHETPHAL TANK. | | (42) KASURDI TANK. | | (43) SHIRSUPHAL TANK. | | (44) BHADALVADI TANK. | | TOTAL. | |
|--|---------------------|-----------------------|---------------------|--------------------------|---------------------|--------------------------|---------------------|--------------------|---------------------|
| Area Irrigated. | Estimated Value. | Area Irrigated. | Estimated Value. | Area Irrigated. | Estimated Value. | Area Irrigated. | Estimated Value. | Area Irrigated. | Estimated Value. |
| Acres. | Rs. | Acres. | Rs. | Acres. | Rs. | Acres. | Rs. | Acres. | Rs. |
| 65 | 32,500 | ... | ... | 4 | 2,000 | ... | ... | 1,253 | 3,73,533 |
| 195 | 97,500 | ... | ... | 11 | 7,000 | ... | ... | 2,178 | 7,14,120 |
| 9,250 | 83,25,000 | ... | ... | 4 | 3,200 | 25 | 20,000 | 28,745 | 2,25,90,441 |
| 470 | 47,000 | 1 | 150 | 47 | 7,050 | 17 | 2,550 | 28,447 | 13,16,128 |
| ... | ... | ... | ... | 3 | 360 | ... | ... | 506 | 13,346 |
| ... | ... | ... | ... | 105 | 10,500 | 83 | 8,300 | 7,994 | 4,93,376 |
| ... | ... | ... | ... | 4 | 200 | ... | ... | 3,054 | 99,593 |
| 25,130 | 32,66,900 | 96 | 14,400 | 406 | 60,900 | 283 | 32,450 | 54,789 | 51,35,060 |
| ... | ... | ... | ... | ... | ... | ... | ... | 656 | 11,025 |
| 8,100 | 6,48,000 | ... | ... | 219 | 21,900 | 243 | 24,300 | 39,829 | 25,21,869 |
| ... | ... | ... | ... | ... | ... | ... | ... | 1,391 | 27,781 |
| 800 | 56,000 | ... | ... | 88 | 8,800 | 97 | 9,700 | 18,198 | 6,69,990 |
| 199 | 15,920 | ... | ... | 11 | 1,320 | 4 | 480 | 404 | 33,585 |
| ... | ... | ... | ... | ... | ... | ... | ... | 246 | 5,784 |
| 6,440 | 7,72,800 | ... | ... | 144 | 22,040 | 221 | 35,360 | 18,511 | 20,75,655 |
| ... | ... | ... | ... | ... | ... | ... | ... | 43 | 4,090 |
| 250 | 12,500 | ... | ... | 2 | 150 | ... | ... | 2,647 | 2,06,139 |
| 60 | 12,000 | ... | ... | ... | ... | ... | ... | 1,481 | 3,25,258 |
| 70 | 8,400 | ... | ... | 42 | 6,300 | 45 | 6,750 | 2,805 | 2,65,405 |
| 60 | 3,600 | ... | ... | 1 | 100 | ... | ... | 1,304 | 37,937 |
| ... | ... | ... | ... | ... | ... | ... | ... | 17 | 473 |
| 20 | 2,000 | ... | ... | ... | ... | ... | ... | 128 | 16,055 |
| ... | ... | ... | ... | ... | ... | ... | ... | 32 | 6,425 |
| ... | ... | ... | ... | ... | ... | ... | ... | 252 | 10,600 |
| ... | ... | ... | ... | 3 | 225 | ... | ... | 23 | 1,227 |
| 1,110 | 1,22,000 | ... | ... | ... | ... | ... | ... | 3,636 | 4,30,529 |
| ... | ... | ... | ... | ... | ... | ... | ... | 1,419 | 4,07,302 |
| ... | ... | ... | ... | 7 | 280 | ... | ... | 1,860 | 1,10,046 |
| 17,460 | ... | ... | ... | 76 | ... | ... | ... | 18,866 | ... |
| 5,345 | ... | ... | ... | 157 | ... | 498 | ... | 37,508 | ... |
| 75,024 | 1,34,22,120 | 97 | 14,550 | 1,334 | 1,52,325 | 1,516 | 1,39,890 | 2,78,202 | 3,79,02,772 |
| ... | ... | ... | ... | ... | ... | ... | ... | 8,723 | 5,86,325 |

STATEMENT
Comparative Statement of Irrigation and Rainfall for the years 1921-1922

| Civil District. | OF THE CIVIL DISTRICT. | | | WORKS SUPPLYING IRRIGATION. | | Culturable area commanded by the Irrigation Works in column 6 in Acres. | |
|------------------------------------|--|---------------------------|---------------------------|--------------------------------------|---|---|---------------------|
| | Total area in Acres. | Culturable area in Acres. | Cultivated area in Acres. | No. | Name. | | |
| 1 | 2 | 3 | 4 | 5 | 6 | 7 | |
| Ahmedabad ... | 2,458,116 | 1,959,198 | 1,343,130 | 4 | { Hathmati Canal | Acres. 28,840 | |
| | | | | | { Khári Cut " | | 20,000 |
| | | | | | Total ... | | 48,840 |
| Kaira | 1,029,117 | 852,628 | 800,055 | 5 | Wangroli Tank | 5,000 | |
| | | | | | 6 | Tranja-Nagrama | 1,290 |
| | | | | | 7 | Savli Tank | 4,700 |
| | | | | | 8 | Saiat " | 4,000 |
| Total ... | 14,990 | | | | | | |
| Panch Maháls ... | 1,028,788 | 629,476 | 518,884 | 9 | Futelao Tank | 1,200 | |
| West Khándesh... | 3,481,177 | 1,563,727 | 1,339,270 | 8 | Shahada Channel | 3,000 | |
| | | | | | 10 | Lower Pánjhra River Works ... | 12,627 |
| East Khándesh ... | 2,908,687 | 2,124,959 | 2,006,729 | 11 | Hartala Tank | 527 | |
| | | | | | 12 | Mháswa " | 4,075 |
| | | | | | 13 | Jámda Canals | 40,185 |
| | | | | | Total ... | 44,787 | |
| Poona District ... | 3,427,492 | 2,539,845 | 1,976,485 | 41 | Nira Canals and Shetphal Tank | 227,670 | |
| | | | | | 40 | Mutha Canals and Mátoba Tank | 49,800 |
| | | | | | | 42 | Kásurdi Tank |
| | | | | | 43 | Shirsuphal " | 2,500 |
| | | | | | 44 | Bhádálvádi " | 2,400 |
| | | | | | Total ... | 282,848 | |
| Násik District ... | 3,771,059 | 2,477,272 | 1,864,865 | 34 | Chankapur Tank—Girna Left Bank Canal. | 25,200 | |
| | | | | | 33 | Kádva River { Pálkhed Canal | 26,280 |
| | | | | { O z a r - T á m b á t Canal | | 7,421 | |
| | | | | { Wadáli Canal | | 2,729 | |
| | | | | 38 | Parsul Tank | 3,197 | |
| 36 | Godavari River { Lake Beale Dam | 83,000 | | | | | |
| { Godavari Right Bank Canal | | | | | | | |
| { Godavari Left Bank Canal | | | | | | | |
| Total ... | 147,827 | | | | | | |
| Ahmednagar District. | 4,241,905 | 3,241,809 | 2,579,867 | 36 | Godavari River { Godavari Right Bank Canal | 136,890 | |
| | | | | | { Godavari Left Bank Canal | | |
| | | | | 37 | Pravara Right Bank Canal | 58,415 | |
| | | | | 39 | Pravara Left Bank Canal | 99,025 | |
| | | | | 35 | Lákh Canal | 25,536 | |
| 14 | Bhátodi Tank | 18,657 | | | | | |
| Total ... | 393,028 | | | | | | |

IV-E.
and 1922-1923 in the Bombay Presidency, excluding Sind.

| Area at present estimated as annually irrigable by the works specified in column 6. | AREA IRRIGATED IN ACRES. | | | | | | RAINFALL. | | REMARKS. |
|---|---------------------------|-----------------------------|-----------------------------|--------------------------------------|--------------------------|------------------------------|----------------------------------|----------------------------------|--|
| | 1921-1922. | | | 1922-1923. | | | 1921-1922. | 1922-1923. | |
| | Kharif. | Rabi. | Total. | Kharif. | Rabi. | Total.* | | | |
| 8 | 9 | 10 | 11 | 12 | 13 | 14 | 15 | 16 | 17 |
| Acres. 8,000 16,000 | Acres. 615 11,415 | Acres. 8,281 1,470 | Acres. 3,796 12,885 | Acres. *820 (a) 3,797 | Acres. 3,049 2,219 | Acres. 3,869 6,016 | Inches. 43.82 42.51 | Inches. 26.91 34.39 | At Frantij. At Ahmedabad Civil Hospital. * This includes 21 acres irrigated in Hot Weather. |
| 24,000 | 11,930 | 4,751 | 16,681 | 4,617 | 5,268 | 9,885 | | | (a) Do. 289 do. (b) Do. 45 do. (c) Do. 68 do. (d) Do. 60 do. (e) This is wholly Hot Weather irrigation. |
| 8,400 800 8,000 2,000 | 708 42 1,464 111 | 1,030 86 1,199 398 | 1,733 78 2,663 409 | (b) 753 ... (c) 896 (d) 235 | 388 ... 593 497 | 1,041 ... 1,489 732 | 46.05 35.32 42.95 37.97 | 26.02 25.92 25.82 27.00 | Rain-gauges fixed on the tanks. |
| 9,200 | 2,320 | 2,563 | 4,883 | 1,884 | 1,378 | 3,262 | | | |
| 800 | 2 | 59 | 61 | (e) 80 | 83 | 113 | 40.50 | 20.22 | Rain-gauge fixed on the tank. |
| 3,000 | †172 | †1,603 | †1,775 | 147 | 1,111 | 1,258 | 27.44 | 17.53 | † Details of area under consolidated assessment not available. † Area under consolidated assessment. |
| 12,637 | ... 194 †1,785 | ... 646 †91 | ... 840 †1,876 | 148 174 †1,581 | 1,927 616 †96 | 1,975 790 †1,627 | | | |
| | 366 †1,785 | 2,249 †91 | 2,615 †1,876 | 321 †1,579 | 1,727 †1,023 | 2,043 †2,602 | | | |
| 415 1,700 5,000 | 393 | 31 532 1,299 | 81 532 1,632 | 41 98 1,308 | 31 50 520 | 72 143 1,828 | 28.33 28.75 23.55 | 26.42 15.67 23.38 | |
| 7,115 | 333 | 1,862 | 2,195 | 1,447 | 601 | 2,048 | | | |
| 113,280 4,200 16,800 | 99,819 8,756 11,032 | 29,483 1,656 1,894 | 63,302 5,412 928 | 40,791 3,710 19,178 | 29,096 1,427 1,215 | 69,887 5,137 928 | 17.53 20.35 | 21.86 25.63 | § An area of 28 acres is indirectly irrigated by underground percolation from the Mutha Right Bank Canal. |
| | | | | | | | | | |
| 141,480 | 57,317 | 29,638 | 86,955 \$28 | 68,874 | 35,500 | 1,04,874 \$28 | | | |
| 8,500 | 2,847 | 2,776 | 5,623 | 3,785 | 3,863 | 7,648 | 15.03 | 9.78 | |
| 9,337 | 996 | 1,586 | 2,582 | 2,872 | 1,336 | 4,208 | 15.47 | 12.40 | |
| 2,367 2,433 | 516 476 | 508 586 | 1,024 1,062 | 1,509 1,076 | 507 579 | 2,016 1,655 | 14.24 15.11 | 10.52 11.64 | |
| 1,000 | 718 | 747 | 1,465 | 151 | 102 | 253 | 15.11 | 4.72 | |
| 30,109 | 353 834 1,226 | 89 1,918 2,662 | 447 2,752 3,838 | 223 1,288 1,468 | 179 2,801 4,918 | 402 4,087 6,376 | 28.62 16.91 16.91 | 27.54 17.27 17.27 | |
| 54,246 | 7,971 | 10,872 | 18,843 | 12,360 | 14,285 | 26,645 | | | ‡ Includes 33,411 acres area of unsurveyed alienated villages. |
| 49,331 | 10,627 | 11,871 | 22,498 | 11,047 | 15,067 | 26,114 | 16.91 | 17.27 | |
| ¶16,960 | 5,418 | 6,211 | 11,629 | 5,758 | 7,839 | 13,647 | 16.91 | 17.27 | ¶ The culturable and irrigable areas commanded as given in the second revised project of the Pravara River Works are 182,976 and 57,000 acres respectively. These include the old areas, (culturable and irrigable at present) under Lakh Canal, viz. 25,536 and 11,280 acres respectively. The balance is distributed between the two Pravara Canals in proportion to the gross commands. |
| ¶28,760 | 7,845 | 7,402 | 15,247 | 9,226 | 8,835 | 18,061 | 11.20 | 20.79 | |
| 11,280 | 268 | 248 | 516 | 367 | 327 | 694 | 18.57 | 23.05 | |
| 12,124 | 208 | 541 | 749 | 269 | 486 | 755 | 16.27 | 25.52 | |
| 118,455 | 35,860 | 34,481 | 70,341 | 45,255 | 45,939 | 91,194 | | | |

STATEMENT

| Civil District. | OF THE CIVIL DISTRICT. | | | WORKS SUPPLYING IRRIGATION. | | Culturable area commanded by the Irrigation Works in column 6 in Acres. |
|-----------------|------------------------|---------------------------|---------------------------|-----------------------------|---|---|
| | Total area in Acres. | Culturable area in Acres. | Cultivated area in Acres. | No. | Name. | |
| 1 | 2 | 3 | 4 | 5 | 6 | 7 |
| Sholapur ... | 2,916,110 | 2,534,225 | 2,142,309 | 15 | Ekrak Tank | 16,941 |
| | | | | 16 | Koregaon " | 2,394 |
| | | | | 17 | Ashti " | 16,825 |
| | | | | 18 | Pathri " | 4,586 |
| | | | | 20 | Mhaswad " | 102,400 |
| | | | | Total ... | 143,146 | |
| Satara ... | 3,141,339 | 2,361,903 | 2,332,014 | 20 | Mhaswad Tank | 3,814 |
| | | | | 19 | Krishna Canal | 26,453 |
| | | | | 21 | Revári " | 5,624 |
| | | | | 22 | Upper Man River Works | 7,623 |
| | | | | 23 | Yerla River Irrigation Works | 10,680 |
| | | | | 24 | Chikhli Canal | 1,478 |
| | | | 25 | Mayni Tank | 4,625 | |
| | | | | Total ... | 58,297 | |
| Bijapur ... | 3,652,693 | 3,276,971 | 2,979,393 | 26 | Muchkundi Tank | 5,417 |
| Belgaum ... | 2,952,626 | 2,265,169 | 1,803,685 | 1 | Gadikeri Tank | 687 |
| | | | | 27 | Gokak Canal, 1st Section and Storage Works | 17,627 |
| | | | | Total ... | 18,314 | |
| Dhárwar ... | 2,946,987 | 2,413,236 | 2,096,835 | 28 | Dámbal Tank | 2,500 |
| | | | | 29 | Medleri " | 880 |
| | | | | 31 | Asundi " | 1,011 |
| | | | | 30 | Madag " | 1,345 |
| | | | 32 | Dharma Canal | 12,870 | |
| | | | | Total ... | 18,556 | |
| Kánara ... | 2,525,915 | 383,887 | 253,547 | 2 | Mávinkop Tank | 755 |
| | 40,482,005 | 28,623,300 | 24,031,518 | | Grand Total ... | 1,133,627 |

IV-E.—concluded.

| Area at present estimated as annually irrigable by the works specified in column 8. | AREA IRRIGATED IN ACRES. | | | | | | RAINFALL. | | Remarks. |
|---|--------------------------|-----------------|-----------------------------|-------------------|-------------------|----------------------------|------------|------------|----------|
| | 1921-1922. | | | 1922-1923. | | | 1921-1922. | 1922-1923. | |
| | Kharif. | Rabi. | Total. | Kharif. | Rabi. | Total. | | | |
| | 8 | 9 | 10 | 11 | 12 | 13 | 14 | 15 | |
| Acres. | Acres. | Acres. | Acres. | Acres. | Acres. | Acres. | Inches. | Inches. | |
| 16,941 | 8,021 | 2,622 | 5,643 | 1,524 | ... | 1,524 | 15-86 | 10-44 | |
| 1,050 | ... | 183 | 183 | ... | 106 | 106 | 19-77 | 9-00 | |
| 11,790 | 126 | 3,253 | 3,879 | ... | 3,390 | 3,390 | 12-06 | 9-19 | |
| 2,600 | ... | 845 | 845 | ... | 48 | 48 | 19-33 | 15-67 | |
| 22,100 | 2,784 | 6,756 | 9,540 | 3,800 | 4,711 | 8,511 | 22-35 | 23-78 | |
| 54,371 | 5,931 | 13,659 | 19,590 | 5,324 | 8,255 | 13,579 | | | |
| 2,700 | 83 | 805 | 888 | 121 | 862 | 483 | 15-30 | 22-73 | |
| 12,320 | 4,848 | 3,504 | 8,352 | 5,066 | 1,452 | 6,518 | 17-26 | 26-75 | |
| 1,920 | 111 | 395 | 506 | 146 | 394 | 546 | 22-25 | 32-58 | |
| 2,080 | 626 | 1,039 | 1,665 | 260 | 608 | 868 | 15-69 | 21-39 | |
| 5,480 | 515 | 3,859 | 4,374 | 1,086 | 1,756 | 2,842 | 19-00 | 30-80 | |
| 1,478 | 474 | 40 | 514 | 409 | 131 | 540 | 16-25 | 20-49 | |
| 4,625 | 1,146 | 1,397 | 2,543 | 1,111 | 1,425 | 2,536 | 19-10 | 17-16 | |
| 30,603 | 7,803 | 11,039 | 18,542 | 8,199 | 6,123 | 14,327 | | | |
| 750 | 81* | 6* | 87* | 71 | 367 | 458 | 18-98 | 16-24 | |
| 417 | 895† | ... | 895† | ... | ... | † | 26-41 | 26-04 | |
| 17,627 | 6,689 | 3,670 | 10,359 | 5,743 | 2,968 | 8,711 | 21-08 | 18-12 | |
| 13,044 | 6,689 895† | 3,670 | 10,359 895* | 5,743 | 2,968 | 8,711 | | | |
| 1,000 | 812 144† | 85 } | 397 144† | 110 144† | 24 | 134 144† | 13-54 | 4-04 | |
| 600 | 53 | ... | 33 | 88 | 12 | 100 | 15-15 | 17-84 | |
| 1,011 | 59 | 43 | 102 | 77 | 30 | 107 | 13-80 | 29-50 | |
| 1,345 | 506 | 190† | 718 | 510 | 190† | 707 | 22-39 | 18-74 | |
| 12,870 | 437 5,126† | 212 ... | 437 5,126† | 482 5,126† | ... | 432 5,126† | 59-16 | 31-82 | |
| 16,826 | 1,347 5,270† | 340 190† | 1,687 5,460† | 1,267 5,270† | 263 190† | 1,530 5,460† | | | |
| 617 | 6† | ... | 6† | 661† | ... | 661† | 37-55 | 42-34 | |
| 492,134 | 137,950 7,456† | 116,169 281† | 253,139§ 281 7,737† | 155,392 7,510† | 122,782 1,213† | 278,174 281 8,723† | | | |

* Water was allowed free vide G. R. No. A. L. 11545, dated 26th July 1921.

† Area under consolidated assessment.

‡ The lands under Gadikeri are assessed at consolidated assessment. As the rain was timely the cultivators did not ask for tank water and so there was no irrigation under this tank during 1922-1923.

§ The difference in the figures as reported previously is due to incorporation of information pertaining to Shahada Channel.

|| Area indirectly irrigated by underground percolation from the Mutha B. Canal.

STATEMENT F.

Statement showing the Operation of Irrigation Works in the Bombay Presidency, excluding Sind, for the year 1922-1923.

| No. | Names of Works. | AMOUNT DUE, 1922-1923. | | REMISSIONS. | | TOTAL. | | Grand Total. | Remarks. |
|---|---|---------------------------|-----------------|--------------|-----------|------------------|-----------------|------------------|---|
| | | Kharif. | Rabi. | Kharif. | Rabi. | Kharif. | Rabi. | | |
| 1 | 2 | 3 | 4 | 5 | 6 | 7 | 8 | 9 | 10 |
| | | Rs. | Rs. | Rs. | Rs. | Rs. | Rs. | Rs. | |
| WORKS FOR WHICH CAPITAL AND REVENUE ACCOUNTS ARE KEPT. | | | | | | | | | |
| <i>Productive.</i> | | | | | | | | | |
| 1 | Gadikeri Tank | ... | ... | ... | ... | ... | ... | ... | } Lands under consolidated assessment. |
| 2 | Mávinokop do. | ... | ... | ... | ... | ... | ... | ... | |
| 3 | Shahada Channel | 889 | 4,727 | ... | ... | 889 | 4,727 | 5,116 | |
| | Total, Productive ... | 889 | 4,727 | ... | ... | 889 | 4,727 | 5,116 | |
| <i>Unproductive.</i> | | | | | | | | | |
| 4 | Hathmati and Khari Cut Canals combined | 26,491 | 12,904 | 947* | ... | 25,544 | 12,904 | 38,448 | *Himayat recovered along with land revenue. |
| 5 | Wangroli Tank | 3,134 | 625 | ... | ... | 3,134 | 625 | 3,759 | |
| 6 | Tranja-Nagramma Tanks | ... | ... | ... | ... | ... | ... | ... | |
| 7 | Savli Tank | 3,676 | 1,260 | 59* | ... | 3,617 | 1,260 | 4,877 | |
| 8 | Sahiat do. | 1,048 | 1,723 | ... | ... | 1,048 | 1,723 | 2,771 | |
| 9 | Futalao do. | 79 | 252 | ... | ... | 79 | 252 | 331 | |
| 10 | Lower Pánjhra River Works | 9,593 | 3,463 | ... | ... | 9,593 | 3,463 | 13,056 | |
| 11 | Hartála Tank | 84 | 94 | ... | ... | 84 | 94 | 178 | |
| 12 | Mhasva do. | 98 | 166 | ... | ... | 98 | 166 | 264 | |
| 13 | Jámda Canals | 3,732 | 1,751 | ... | ... | 3,732 | 1,751 | 5,483 | |
| 14 | Bhátodi Tank | 2,410 | 2,665 | ... | ... | 2,410 | 2,665 | 5,075 | |
| 15 | Ekrúk do. | 33,176 | ... | ... | ... | 33,176 | ... | 33,176 | |
| 16 | Koregaon do. | ... | 519 | ... | ... | ... | 519 | 519 | |
| 17 | Ashti do. | ... | 16,356 | ... | ... | ... | 16,356 | 16,356 | |
| 18 | Páthri do. | ... | 98 | ... | ... | ... | 98 | 98 | |
| 19 | Krishna Canal | 43,714 | 11,264 | ... | ... | 43,714 | 11,264 | 54,978 | |
| 20 | Mhaswad Tank | 32,577 | 26,976 | ... | ... | 32,577 | 26,976 | 59,553 | |
| 21 | Revári Canal | 542 | 1,858 | 1 | 36 | 541 | 1,822 | 2,363 | |
| 22 | Upper Mán River Works | 542 | 2,662 | ... | ... | 542 | 2,662 | 3,204 | |
| 23 | Yerla River Irrigation Works | 2,576 | 8,606 | 3 | 6 | 2,573 | 8,600 | 11,173 | |
| 24 | Chikhli Canal | 918 | 996 | ... | ... | 918 | 996 | 1,914 | |
| 25 | Maini Tank | 2,393 | 6,139 | ... | ... | 2,393 | 6,139 | 8,532 | |
| 26 | Muchkundi Tank | 358 | ... | ... | ... | 358 | ... | 358 | |
| 27 | Gokák Canal, 1st Section, and Storage Works | 27,669 | 14,921 | ... | ... | 27,669 | 14,921 | 42,590 | |
| 28 | Dámbal Tank | 159 | 76 | ... | ... | 159 | 76 | 235 | |
| 29 | Medleri do. | 693 | 68 | ... | ... | 693 | 68 | 761 | |
| 30 | Madag do. | 2,175 | 1,284 | ... | ... | 2,175 | 1,284 | 3,459 | |
| 31 | Asundi do. | 414 | 199 | ... | ... | 414 | 199 | 613 | |
| 32 | Dharmá Canal | 2,533 | ... | 6 | ... | 2,527 | ... | 2,527 | |
| 33 | Kádva River Works—Wághad Tank | ... | ... | ... | ... | ... | ... | ... | |
| | Pálkhed Canal | 21,527 | 9,988 | ... | ... | 21,527 | 9,988 | 31,515 | |
| | Ojhar Tábhat Canal | 12,306 | 3,976 | ... | ... | 12,306 | 3,976 | 16,282 | |
| | Wadáli Canal | 8,360 | 4,430 | ... | ... | 8,360 | 4,430 | 12,790 | |
| 34 | Chankapur Tank—Girna Left Bank Canal | 20,951 | 21,094 | ... | ... | 20,951 | 21,094 | 42,045 | |
| 35 | Pravara River Works—Lákh Canal | 605 | 647 | ... | ... | 605 | 647 | 1,252 | |
| | Lake Beale-Darna Dam | 651 | 640 | ... | ... | 651 | 640 | 1,291 | |
| 36 | Godavari Right Bank Canal | 2,44,486 | 1,04,715 | ... | ... | 2,44,486 | 1,04,715 | 3,49,201 | |
| | Godavari Left Bank Canal | 1,69,229 | 71,807 | ... | ... | 1,69,229 | 71,807 | 2,41,036 | |
| 37 | Pravara River Works—Pravara Right Bank Canal | 43,830 | 47,894 | ... | ... | 43,830 | 47,894 | 91,224 | |
| | Parsul Tank | 323 | 372 | ... | ... | 322 | 372 | 694 | |
| 38 | Pravara River Works—Pravara Left Bank Canal | 1,19,315 | 79,786 | ... | ... | 1,19,215 | 79,786 | 1,99,001 | |
| 40 | Mutha Canals and Mátoba Tank | 2,52,804 | 23,066 | 3 | ... | 2,52,801 | 23,066 | 2,75,867 | |
| 41 | Nira Canal and Shetphal Tank | 5,82,819 | 92,424 | 11 | ... | 5,82,808 | 92,424 | 6,75,232 | |
| 42 | Kásurdi Tank | 60 | 47 | ... | ... | 60 | 47 | 107 | |
| 43 | Shirsuphal do. | 3,001 | 2,453 | ... | ... | 3,001 | 2,453 | 5,454 | |
| 44 | Bhádalvádi do. | 4,174 | 2,348 | ... | ... | 4,174 | 2,348 | 6,522 | |
| | Total, Unproductive ... | 16,85,124 | 5,82,112 | 1,030 | 42 | 16,84,094 | 5,82,070 | 22,66,164 | |
| | GRAND TOTAL ... | 16,85,513 | 5,86,839 | 1,030 | 42 | 16,84,483 | 5,86,797 | 22,71,280 | |

STATEMENT I-F.

Statement showing water-rates per acre in force during 1922-1923 on Irrigation Works in the Bombay Presidency, excluding Sind.

| No. | Names of Works. | WATER-RATES. | | | | | | | Single water- ing. | Occupier's rate. | Owner's rate. | Water advan- tage. | Remarks. |
|-----|---|-------------------------------|--------------------------|----------------------------|---|--------------------------|-----------------|--------------------|-----------------------|------------------|---------------|-----------------------|---|
| | | Irriga- tion in blocks. | Perennial. | Early, eight months. | Mon- soon, four months. | Rabi, four months. | Hot weather. | Miscel- laneous | | | | | |
| 1 | 2 | 3 | 4 | 5 | 6 | 7 | 8 | 9 | 10 | 11 | 12 | 13 | 14 |
| | WORKS FOR WHICH CAPITAL AND REVENUE ACCOUNTS ARE KEPT. | Rs. | Rs. | Rs. | Rs. | Rs. | Rs. | Rs. | Rs. | | | | |
| | <i>Productive.</i> | | | | | | | | | | | | |
| 1 | Gadikeri Tank (a) | ... | ... | ... | ... | ... | ... | ... | ... | | | | (a) Lands wholly assessed at consolidated rates. |
| 2 | Mavinkop Tank (a) | ... | ... | ... | ... | ... | ... | ... | ... | | | | |
| 3 | Shahada Channel † | ... | ... | 6 | 2 | 4 | 6 | ... | 1 | | | | † In force for three years ending 31st March 1924—vide Government Resolution No. 686, dated 27th March 1923. |
| | <i>Unproductive.</i> | | | | | | | | | | | | |
| 4 | Hathmati Canal (b) | ... | 10 | 3 | 1 | 2 | 6 | ... | 2 | | | | (b) Rates sanctioned until further orders—vide Government Resolution No. 166 A. L.—1112 of 12th July 1924. |
| | Khari Out Canal (b) | ... | 14 | 7 | 1 | 5 | 6 | ... | 2 | | | | (c) Rates sanctioned in Government Resolution No. A. L.—1939, dated 6th September 1910, and continued up to 15th June 1923—vide Government Order No. A. L.—9000, dated 14th September 1917, and Government Resolution No. 825, dated 7th April 1923. |
| 5 | Wangroll Tank (c) | ... | ... | 6½ | 2½ | 4 | 6 | For rice 4 | 1½ | | | | (d) Rates sanctioned in Government Resolution No. A. L.—1129, dated 18th May 1910, are to continue up to 31st July 1923—vide Government Resolution No. A. L.—10155, dated 14th September 1915, and Government Resolution No. 923, dated 7th April 1923. |
| 6 | Transa-Nagramma Tanks (d) | ... | ... | 6 | 2 | 4 | 6 | For rice 4 | 1 | | | | (e) Rates sanctioned in Government Resolution No. A. L.—1129, dated 18th May 1910, are to continue up to 31st July 1923—vide Government Resolution No. A. L.—10155, dated 14th September 1915, and Government Resolution No. 923, dated 7th April 1923. |
| 7 | Savit Tank (e) | ... | ... | 8 | 4 | 4 | 6 | ... | 1 | | | | (f) Rates sanctioned in Government Resolution No. A. L.—1335, dated 14th June 1910, are to continue up to 15th June 1923—vide Government Resolutions No. A. L.—287, dated 10th January 1916 and No. 315, dated 7th April 1923. |
| 8 | Babiat Tank (f) | ... | ... | 8½ | 2½ | 4 | 6 | For rice 4 | 1½ | | | | (g) Rates sanctioned in Government Resolution No. A. L.—909, dated 15th February 1911, are to be in force up to 31st March 1923—vide Government Order No. A. L.—6461, dated 26th June 1913. |
| 9 | Futeloal Tank (g) | ... | ... | ... | ... | ... | ... | ... | ... | | | | (h) For ordinary Rabi. |
| | | | | | Rice up to end of October 4. Other Kharif 2 | (h) 3 | | Provisional 8 | (j) 1 | | | | (i) In force for five years ending 31st March 1926—vide Government Order No. A. L.—11103, dated 9th July 1921. |
| 10 | Lower Pánjura River Works (k) | ... | ... | 6 | 2 | 4 | 6 | ... | 1 | | | | (j) In force till 31st March 1926—vide Government Order No. A. L.—13738, dated 23rd July 1920. |
| 11 | Hartála Tank (l) | ... | { (m) 9 } { (m) 12 } | 5 | 2 | 3 | 4 | ... | *1 | Nil. | Nil. | Nil. | (k) In force for five years ending 31st March 1926—vide Government Order No. A. L.—11103, dated 9th July 1921. |
| 12 | Mhasva Tank (l) | ... | { (m) 9 } { (m) 13 } | 5 | 2 | 3 | 4 | ... | *1 | | | | (l) In force for five years ending 31st March 1926—vide Government Order No. A. L.—11103, dated 9th July 1921. |
| 13 | Jámde Canals (l) | ... | { (m) 10 } { (m) 16 } | 5 | 2 | 3 | 5 | ... | *1 | | | | (m) The perennial rate for sugarcane and pan gardens. |
| 14 | Bhátodi Tank (m) | ... | 14½ | 8½ | 2½ | 6 | 8 | ... | 1 | | | | (n) In force from 16th October 1920 to 15th October 1925—vide Government Order No. A. L.—5330, dated 29th March 1921. For late 8 months Ra. 12 are charged. |
| 15 | Eruk Tank (o) | ... | *17½ | 8 | 2 | 5 | 7 | ... | *1 | | | | (o) Rates to be in force for a period of six years ending 15th February 1925—vide Government Order No. A. L.—9708, dated 4th October 1918. |
| 16 | Koregaon Tank (o) | ... | *16 | 7 | 3 | 4 | 6 | ... | *1 | | | | (p) In force for 10 years ending 15th June 1930—vide Government Order No. A. L.—16033, dated 8th December 1919. |
| 17 | Ashti do. (o) | ... | *16 | 7 | 3 | 4 | 6 | ... | *1 | | | | (q) Rates sanctioned for a period of six years ending 14th February 1924—vide Government Order No. A. L.—1576, dated 12th February 1918. |
| 18 | Páthri do. (o) | ... | *16 | 7 | 3 | 4 | 6 | ... | *1 | | | | (r) Water rates sanctioned for one year in Government Order No. A. L.—11546, dated 26th July 1921. |
| 19 | Krishna Canal (p) | ... | *16 | 8 | 3 | 5 | 8 | ... | *1 | | | | (s) For sugarcane. |
| 20 | Mhaswad Tank (q) | ... | { (u) 28 } { (v) 14 } | 8 | 3 | 5 | 6 | ... | 1 | | | | (t) For perennial crops other than sugarcane. |
| 21 | Rovari Canal (p) | ... | *12 | 6 | 2 | 4 | 6 | ... | *1 | | | | * For sugarcane and pan gardens double the ordinary rates are charged. |
| 22 | Upper Man River Works (p) | ... | *12 | 6 | 2 | 4 | 6 | ... | *1 | | | | § For the whole year. |
| 23 | Yerla River Irrigation Works (p) | ... | *12 | 6½ | 2 | 4½ | 6½ | ... | *1 | | | | |
| 24 | Chikhli Canal (p) | ... | *12 | 6 | 2 | 4 | 6 | ... | *1 | | | | |
| 25 | Maini Tank (p) | ... | *12 | 6 | 2 | 4 | 6 | ... | *1 | | | | |
| 26 | Muchkundli Tank (r) | ... | 15 | ... | ... | ... | ... | ... | ... | | | | |

Note—(1) For lift irrigation half the ordinary rates are charged.
(2) Double the ordinary rates are charged as penal rates for taking water without permission.
(3) Leakage or percolation rates are the same as ordinary rates.

STATEMENT I-F—concluded.

| No. | Names of Works. | WATER-RATES. | | | | | | | Single water- ing. | Occupier's rate. | Owner's rate. | Water charge. | Remarks. |
|-----|---|-----------------------|---------------------------|-------------------------|-----------------------|--------------------|--------------|----------------|-----------------------------------|------------------|---------------|---------------|--|
| | | Irrigation in blocks. | Perennial. | Early, eight months. | Monsoon, four months. | Rabi, four months. | Hot weather. | Miscellaneous. | | | | | |
| 1 | 2 | 3 | 4 | 5 | 6 | 7 | 8 | 9 | 10 | 11 | 12 | 13 | 14 |
| | WORKS FOR WHICH CAPITAL AND REVENUE ACCOUNTS ARE KEPT— contd. | Rs. | Rs. | Rs. | Rs. | Rs. | Rs. | Rs. | Rs. | | | | |
| | <i>Unproductive—consold.</i> | | | | | | | | | | | | |
| 27 | Gokak Canal, 1st Section, and storage works (a) | ... | { (b) 22 } { (c) 16 } | 8 | 8 | 5 | 15 | ... | 1 | | | | (a) Rates sanctioned for a period of five years up to 31st March 1925 in Government Order No. A. I.—9406, dated 9th July 1919. (b) For whole year. (c) For sugarcane irrigated from 15th June to 15th February. |
| 28 | Dambal Tank (d) | ... | (e) 14 | { (f) 8 } { (g) 7½ } | { (h) 4 } | { (i) 4½ } | { (j) 7 } | ... | { (k) 1 } { (l) 2 } | | | | (d) Rates sanctioned for a period of five years ending 31st March 1925, in Government Order No. A. I.—11942, dated 9th September 1919. (e) For Sugarcane, Betel-leaf, etc., for twelve months. (f) From 15th June to 15th February. (g) „ 15th October to 14th June or 1st August to 31st March. (h) „ 15th June to 15th October or 15th July to 30th November. (i) „ 15th October to 15th February. (j) „ 15th February to 15th June. (k) „ 15th June to 15th October. (l) „ 15th October to 14th June. |
| 29 | Medleri do. (d) | ... | (e) 14 | { (f) 8 } { (g) 7½ } | { (h) 4 } | { (i) 4½ } | { (j) 7 } | ... | { (k) 1 } { (l) 2 } | | | | |
| 30 | Madag do. (d) | ... | (e) 10 | { (f) 8 } { (g) 7½ } | { (h) 4 } | { (i) 4½ } | { (j) 7 } | ... | { (k) 1 } { (l) 2 } | | | | |
| 31 | Asundi do. (d) | ... | (e) 14 | { (f) 8 } { (g) 7½ } | { (h) 4 } | { (i) 4½ } | { (j) 7 } | ... | { (k) 1 } { (l) 2 } | | | | |
| 32 | Dharma Canal (m) | ... | ... | ... | 8 | ... | ... | ... | { (k) 1 } { (l) 2 } | | | | (m) Rates sanctioned for a period of five years ending 31st March 1927 in Government Resolution No. 1677, dated 20th April 1922. |
| 33 | Kadwa River Works (n). { Palkhed Canal ... } { Ojhar T. S. m bat Canal. ... } { Wadali Canal ... } | ... | { (u) 30 } { (v) 15 } | 8 | 8 | 5 | 7 | ... | { (o) 1 } { (p) 2 } | | | | (n) Rates sanctioned for a period of five years ending 15th February 1924—vide Government Order No. A. I.—11495, dated 23rd August 1919. (o) For monsoon and rabi seasons. (p) For hot weather season. (q) Rates sanctioned in Government Resolution Nos. A. I.—1431 and 1964, dated 28th June 1910 and 4th October 1911 respectively. (r) For sugarcane and pan gardens. (s) Rates sanctioned in Government Resolution No. A. I.—12097, dated 11th December 1918 until an improved supply from Lake Arthur Hill is available. (t) Rates sanctioned in Government Resolution No. A. I.—6371, dated 27th June 1917 for a period of six years ending 14th February 1924. A uniform rate of Rs. 8 per acre has been sanctioned for lands let out for cultivation in the basin of Lake Beale, vide Government Resolution No. A. I.—2434 of 13th October 1922. (u) For Sugarcane. (v) For perennial crops other than Sugarcane and Pan gardens. (w) From 15th June to 14th February for ordinary crops. (x) From 15th February to 14th June for ordinary crops and for sugarcane and pan gardens throughout the whole year as sanctioned in Government Resolution No. A. I.—1538, dated 28th July 1911 and 4514, dated 15th May 1912. (y) Rates sanctioned in Government Resolution No. A. I.—11450, dated 26th July 1921 for the period ending 14th February 1924. (aa) Rates sanctioned in Government Resolution No. A. I.—5353 dated 30th March 1921. Water is not to be reserved for perennial irrigation; if available it is to be issued at double the hot-weather rates. * For Pan gardens. ** For Sugarcane and Pan gardens double the seasonal rates are charged. † This rate is levied in proportion to the time for which water is supplied, according to the scale laid down in Note (c) schedule attached to Government Resolution No. A. I.—2213, dated 15th October 1910—vide Government Resolution No. A. I.—3007, dated 27th May 1919. ‡ Rate sanctioned for five years ending 15th February 1924—vide Government Resolution No. A. I.—579, dated 28th January 1918. (s) Rates sanctioned in Government Resolution No. A. I.—2213, dated 15th October 1910 are to continue up to 15th February 1924—vide Government Resolution No. A. I.—17640, dated 18th November 1921. Seasonal rates are to be charged for other perennials. |
| 34 | Girna Left Bank Canal (e) | ... | { (w) 28 } { (v) 14 } | 8 | 8 | 5 | 6 | ... | { 1 } { (r) 2 } | | | | |
| 35 | Pravara River Works—Lakh Canal (e)** | ... | 8 | 4 | 4 | 2 | 4 | ... | ... | | | | |
| 36 | Godavari Right Bank Canal (f) | ... | { (u) 45 } { (v) 22½ } | 12 | 3 | 5 | 7 | ... | { (w) 1 } { (x) 2 } | | | | |
| 37 | Godavari Left Bank Canal (f) | ... | { (u) 45 } { (v) 22½ } | 12 | 3 | 5 | 7 | ... | { (w) 1 } { (x) 2 } | | | | |
| 38 | Pravara River Works | ... | { (u) 45 } { (v) 22½ } | 12 | 3 | 5 | 7 | ... | { (w) 1 } { (x) 2 } | | | | |
| 39 | Parsul Tank (aa)** | ... | ... | 7 | 2 | 5 | 6 | ... | { 1 } { 2 } | | | | |
| 40 | Pravara River Works | ... | { (u) 45 } { (v) 22½ } | 12 | 3 | 5 | 7 | ... | { (w) 1 } { (x) 2 } | | | | |
| 41 | Pravara Left Bank Canal (y) | ... | { (u) 45 } { (v) 22½ } | 12 | 3 | 5 | 7 | ... | { (w) 1 } { (x) 2 } | | | | |
| 42 | Mutha Canals and Matoba Tank (z)† { Sugarcane under the Mutha Canal within the Poona City and Suburban Municipal and Cantonment limits or within one mile of those limits. ... } { On all remaining land commanded by both the canals. ... } { Pan gardens ... } { Matoba Tank ... } { Perennial crops other than Sugarcane and Pan gardens. ... } | ... | 50 | ... | ... | ... | ... | ... | { (y) 1 } { (z) 2 } { (s) } | | | | |
| 43 | Nira Canal and Shetphal Tank (t) | ... | { (u) 45 } { (v) 22½ } | 12 | 3 | 5 | 7 | ... | { (y) 1 } { (z) 2 } { (s) } | | | | |
| 44 | Kasurdi Tank §** | ... | ... | 6½ | 2½ | 4 | 6 | ... | { (y) 1 } { (z) 2 } | | | | |
| 45 | Shirsuphal do. §** | ... | ... | 6½ | 2½ | 4 | 6 | ... | { (y) 1 } { (z) 2 } | | | | |
| 46 | Bhadalwadi do. §** | ... | ... | 6½ | 2½ | 4 | 6 | ... | { (y) 1 } { (z) 2 } | | | | |

Note—(1) For lift irrigation half the ordinary rates are charged.
 (2) Double the ordinary rates are charged as penal rates for taking water without permission.
 (3) Leakage or percolation rates are the same as ordinary rates.
 (4) Water rate for non-irrigational purposes should not be less than Rs. 1 per 10,000 cubic feet, vide Government Resolutions No. A. I.—879, dated 28th January 1918 and No. A. I.—7604, dated 21st July 1916.
 (5) Rs. 2 per acre to be charged for single watering given to those who are not regular irrigators or holders of rabi leases, vide Government Resolution No. A. I.—1769, dated 6th July 1906 and Government Order No. A. I.—2625, dated 3rd March 1916.

STATEMENT G.

STATEMENT

Statement showing Areas and Water-rate Assessments in the Bombay Presidency, fixing the Scale

| No. | Name of Works. | IRRIGATION IN BLOCKS. | | PERENNIAL. | | 6 MONTHS. | | MONSOON - 4 MONTHS. | | RAINY - 4 MONTHS. | |
|--|---|-----------------------|-------------|------------|-------------|-----------|-------------|---------------------|-------------|-------------------|-------------|
| | | Area. | Assessment. | Area. | Assessment. | Area. | Assessment. | Area. | Assessment. | Area. | Assessment. |
| WORKS FOR WHICH CAPITAL AND REVENUE ACCOUNTS ARE KEPT. | | Acres. | Rs. | Acres. | Rs. | Acres. | Rs. | Acres. | Rs. | Acres. | Rs. |
| <i>Productive.</i> | | | | | | | | | | | |
| 1 | Gadikeri Tank | ... | ... | ... | ... | ... | ... | ... | ... | ... | ... |
| 2 | Mavinkop do. | ... | ... | ... | ... | ... | ... | ... | ... | ... | ... |
| 3 | Shabada Channel | ... | ... | 58 | 851 | ... | ... | 28 | 60 | 1,167 | 4,682 |
| Total, Productive | | ... | ... | 58 | 851 | ... | ... | 28 | 60 | 1,167 | 4,682 |
| Average rate | | ... | ... | ... | 8'05 | ... | ... | ... | 2'14 | ... | 4'01 |
| <i>Unproductive.</i> | | | | | | | | | | | |
| 4 | Hathmati and Khari Cut Canals combined | ... | ... | ... | ... | ... | ... | 4,314 | 24,044 | 5,268 | 12,904 |
| 5 | Wangrol Tank | ... | ... | ... | ... | ... | ... | 708 | 2,907 | 268 | 625 |
| 6 | Trausa-Nagramma Tanks | ... | ... | ... | ... | ... | ... | ... | ... | ... | ... |
| 7 | Savli Tank | ... | ... | ... | ... | ... | ... | ... | ... | ... | ... |
| 8 | Sahist do. | ... | ... | ... | ... | ... | ... | 378 | 3,513 | 593 | 1,230 |
| 9 | Futalo do. | ... | ... | ... | ... | ... | ... | 185 | 771 | 497 | 1,723 |
| 10 | Lower Panjira River Works | ... | ... | 18 | 227 | 116 | 630 | 42 | 46 | 83 | 2,671 |
| 11 | Hartala Tank | ... | ... | ... | ... | 1 | 3 | 41 | 84 | 29 | 69 |
| 12 | Mhasva do. | ... | ... | ... | ... | 2 | 16 | ... | ... | 43 | 150 |
| 13 | Jamda Canals | ... | ... | 18 | 292 | 46 | 271 | 1,062 | 2,208 | 515 | 1,674 |
| 14 | Bhatodi Tank | ... | ... | ... | ... | 206 | 2,030 | 65 | 440 | 464 | 2,555 |
| 15 | Ekrak do. | ... | ... | 581 | 18,070 | 30 | 240 | ... | ... | ... | ... |
| 16 | Koregaon do. | ... | ... | ... | ... | ... | ... | ... | ... | 106 | 519 |
| 17 | Ashti do. | ... | ... | 12 | 205 | ... | ... | ... | ... | 3,378 | 16,151 |
| 18 | Patthri do. | ... | ... | ... | ... | ... | ... | ... | ... | 49 | 93 |
| 19 | Krishna Canal | ... | ... | 1,044 | 29,202 | 1,033 | 3,009 | 3,249 | 11,474 | 993 | 5,383 |
| 20 | Mhasvad Canal | ... | ... | 155 | 1,725 | 2,867 | 26,925 | 730 | 2,621 | 3,567 | 19,589 |
| 21 | Bevari Canal | ... | ... | 31 | 516 | 21 | 123 | 103 | 306 | 379 | 1,616 |
| 22 | Upper Man River Works | ... | ... | 24 | 539 | 170 | 343 | 179 | 316 | 488 | 1,950 |
| 23 | Varla River Irrigation Works | ... | ... | 46 | 733 | 920 | 2,700 | 244 | 530 | 1,633 | 7,168 |
| 24 | Chikhli Canal | ... | ... | 23 | 330 | 88 | 328 | 315 | 698 | 66 | 513 |
| 25 | Maini Tank | ... | ... | 66 | 633 | 641 | 1,341 | 495 | 1,022 | 1,323 | 5,478 |
| 26 | Muchkundi do. | ... | ... | 71 | 358 | ... | ... | ... | ... | 387 1/2 | ... |
| 27 | Gokak Canal, 1st Section, and Storage Works | ... | ... | 275 | 5,107 | 1,375 | 11,068 | 3,423 | 10,178 | 2,965 | 14,500 |
| 28 | Dambal Tank | ... | ... | 2 | 23 | 1 | 6 | ... | ... | ... | ... |
| 29 | Medleri do. | ... | ... | 32 | 446 | 1 | 19 | 56 | 240 | 11 | 56 |
| 30 | Madag do. | ... | ... | 75 | 753 | 29 | 204 | 483 | 1,977 | 115 | 523 |
| 31 | Asundi do. | ... | ... | 24 | 127 | 36 | 277 | 35 | 137 | 7 | 28 |
| 32 | Dharma Canal | ... | ... | ... | ... | ... | ... | 482 | 2,527 | ... | ... |
| 33 | Kadva River Works. Waghad Tank, Palkhed Canal, Ojhar Tamhat Canal, Waddli Canal | ... | ... | 350 | 3,392 | 1,459 | 15,081 | 1,002 | 3,232 | 1,213 | 8,370 |
| 34 | Chankapur Tank-Girna Left Bank Canal | ... | ... | 310 | 5,071 | 476 | 4,894 | 557 | 2,592 | 650 | 3,300 |
| 35 | Pravara River Works-Lakh Canal. (Lake Baale-Darna Dam) | ... | ... | 150 | 2,400 | 591 | 4,173 | 409 | 1,594 | 699 | 3,968 |
| 36 | Godavari Right Bank Canal. Left Bank Canal | ... | ... | 389 | 9,499 | 698 | 2,635 | 2,078 | 6,949 | 3,766 | 18,600 |
| 37 | Pravara River Works-Pravara Right Bank Canal | ... | ... | 57 | 225 | 59 | 217 | 350 | 158 | 322 | 624 |
| 38 | Parsul Tank | ... | ... | 5,948 | 2,28,204 | 1,415 | 17,233 | 5,386 | 17,512 | 12,536 | 66,253 |
| 39 | Pravara River Works-Pravara Left Bank Canal | ... | ... | 4,290 | 1,62,208 | 687 | 8,382 | 1,992 | 6,666 | 9,424 | 49,232 |
| 40 | Mutha Canals, including Matoba Tank. Within the Poona City, Suburban Municipal and Cantonment limits or within one mile of those limits. On all the remaining land commanded by both Canals. Pan gardens wherever situated throughout the Canals. | ... | ... | 1,210 | 36,535 | ... | ... | ... | ... | ... | ... |
| 41 | Nira Canal, including Shetphal Tank | 15,724 | 3,14,480 | 4,670 | 127,766 | 4,853 | 59,476 | 7,971 | 24,816 | 18,968 | 1,03,218 |
| 42 | Kasurdi Tank | ... | ... | ... | ... | ... | ... | ... | ... | ... | ... |
| 43 | Shirsuphal do. | ... | ... | 19 | 238 | ... | 308 | ... | 560 | ... | 2,324 |
| 44 | Bhadalvadi do. | ... | ... | 25 | 337 | ... | 353 | ... | 243 | ... | 1,776 |
| Total, Unproductive | | 15,724 | 3,14,480 | 27,870 | 8,93,692 | 22,346 | 2,06,576 | 58,390 | 1,97,410 | 92,159 | 4,59,966 |
| Average rate | | ... | 20'00 | ... | 33'41 | ... | 9'24 | ... | 3'38 | ... | 4'99 |
| Grand Total | | 15,724 | 3,14,480 | 27,698 | 8,94,043 | 22,346 | 2,06,576 | 58,418 | 1,97,470 | 93,326 | 4,64,668 |
| Average rate | | ... | 20'00 | ... | 32'56 | ... | 9'24 | ... | 3'38 | ... | 4'97 |

G.

excluding Sind, during 1922-1923, according to the system of classification adopted in of Water-rates.

| HOT WEATHER. | | MISCELLANEOUS. | | GRAND TOTAL. | | REMARKS. |
|--------------|-------------|----------------|-------------|--------------------|-------------|---|
| Area. | Assessment. | Area. | Assessment. | Area. | Assessment. | |
| Acres. | Rs. | Acres. | Rs. | Acres. | Rs. | |
| ... | ... | ... | ... | ... | ... | |
| ... | 22 | ... | ... | 1,259* | 5,115 | *Exclusive of 975 acres of mamul Bagayat area. |
| ... | 32 | ... | ... | 1,259 | 5,115 | |
| ... | 4'40 | ... | ... | ... | 4'07 | |
| ... | ... | ... | ... | ... | ... | |
| 303 | 1500 | ... | ... | 9,885 | 38,448 | |
| 45 | 227 | ... | ... | 1,041 | 8,759 | |
| ... | ... | ... | ... | ... | ... | |
| 18 | 106 | ... | ... | 1,489 | 4,977 | |
| 50 | 277 | ... | ... | 732 | 2,771 | |
| 80 | 70 | ... | ... | 113 | 331 | |
| ... | ... | ... | ... | 780† | 3,574† | †Exclusive of 1,637 acres of mamul Bagayat area. |
| ... | ... | 1 | 3 | 72 | 173 | ‡Exclusive of Rs. 9,463 on account of enhanced water rates on old works. |
| ... | ... | 98 | 98 | 148 | 294 | |
| 177 | 1,003 | 10 | 12 | 1,823 | 5,483 | |
| ... | ... | ... | ... | 755 | 5,075 | |
| 99 | 696 | 864 | 14,170 | 1,524 | 33,176 | |
| ... | ... | ... | ... | 106 | 519 | |
| ... | ... | ... | ... | 2,390 | 16,356 | |
| ... | ... | ... | ... | 48 | 98 | |
| 33 | 110 | 122 | 797 | 6,818 | 54,973 | |
| 153 | 1,003 | 1,537 | 7,655 | 9,994 | 59,553 | |
| 6 | 86 | ... | ... | 649 | 2,400 | |
| ... | ... | 7 | 28 | 865 | 3,204 | |
| 6 | 39 | 3 | 12 | 2,643 | 11,183 | |
| 6 | 19 | 14 | 59 | 540 | 1,914 | |
| ... | ... | 2 | 6 | 2,536 | 8,532 | |
| ... | ... | ... | ... | 459 | 353 | |
| 108 | 699 | 625 | 773 | 8,711 | 42,590 | ¶Water for non-perennial irrigation was allowed free vide Government Order No. A.L.-11545, dated 26th July 1921. |
| ... | ... | 131 | 206 | 131 | 235 | |
| ... | ... | ... | ... | 100 | 761 | |
| ... | ... | 1 | 2 | 707 | 3,459 | |
| 5 | 44 | ... | ... | 107 | 618 | |
| ... | ... | ... | ... | 482 | 2,527 | |
| ... | ... | ... | ... | ... | ... | |
| 20 | 189 | 164 | 656 | 4,206 | 31,515 | |
| 1 | 7 | 122 | 448 | 2,016 | 16,382 | |
| 21 | 223 | 65 | 327 | 1,655 | 12,790 | |
| ... | ... | ... | ... | ... | ... | |
| 177 | 1,155 | 510 | 3,207 | 7,649 | 42,045 | |
| 6 | 29 | ... | ... | 594 | 1,259 | |
| ... | ... | 403 | 1,201 | 403 | 1,201 | This represents area in the basin of Lake Beale let out for cultivation and the assessment charged thereon. The area cannot be classified in respect of different crops. |
| 146 | 638 | 4,770 | 12,376 | 80,201 | 3,46,201 | |
| 65 | 216 | 3,665 | 14,373 | 20,023 | 2,41,033 | |
| 189 | 1,014 | 7,680 | 20,003 | 18,061 | 81,234 | |
| ... | ... | ... | ... | 253 | 664 | |
| 230 | 1,675 | 3,804 | 22,336 | 31,923 | 1,99,001 | |
| ... | ... | ... | ... | ... | ... | |
| 166 | 1,195 | 5,549 | 18,150 | { 26,403 } 26** | 2,75,870†† | ** This represents an area indirectly irrigated by underground percolation from the Mutha Right Bank Canal and hence it cannot be classified in respect of different crops. The revenue derived therefrom is Rs. 52. †† Remission of Rs. 5 had to be granted for erroneous charges made. |
| ... | ... | ... | ... | ... | ... | |
| 33 | 223 | 22,805 | 45,259 | 75,024 | 6,75,243‡‡ | ‡‡ Remission of Rs. 11 had to be granted for erroneous charge made. |
| ... | ... | 97 | 107 | 97 | 107 | |
| ... | ... | 283 | 704 | 1,334 | 5,454 | |
| ... | ... | 498 | 1989 | 1,518 | 5,523 | |
| 2,033 | 12,646 | 58,694 | 1,71,952 | 2,76,016 | 22,56,742 | |
| ... | 6'22 | ... | 2'92 | ... | 8'16 | |
| 2,038 | 12,968 | 58,694 | 1,71,952 | 2,78,174 | 22,61,857 | |
| ... | 6'21 | ... | 2'92 | ... | 8'48 | |

Statement showing operations of the year 1922-1923

| Number. | Name of Work. | Amount of Estimate, Direct and Indirect. | CAPITAL OUTLAY, DIRECT AND INDIRECT. | | LENGTH OF | | AREA UNDER COMMAND. | |
|---|---|--|--------------------------------------|----------------------|---------------|-----------------|---------------------|-----------------------|
| | | | During 1922-1923. | To end of 1922-1923. | Canal. | Distributaries. | Gross. | Irrigable at present. |
| 1 | 2 | 3 | 4 | 5 | 6 | 7 | 8 | 9 |
| | | Rs. | Rs. | Rs. | Miles. | Miles. | Acres. | Acres. |
| WORKS FOR WHICH CAPITAL AND REVENUE ACCOUNTS ARE KEPT. | | | | | | | | |
| <i>Productive.</i> | | | | | | | | |
| 1 | Gadikeri Tank | 17,531 | ... | 16,918 | ... | 1.50 | 687 | 417 |
| 2 | Mavinkop do. | 34,384 | ... | 33,504 | ... | 2.79 | 872 | 617 |
| 3 | Shahada Channel | (a) 60,534 | ... | 66,534 | 18.00 | 0.57 | 3,000 | 2,000 |
| | Total, Productive ... | 1,18,449 | ... | 1,16,956 | 18.00 | 4.86 | 4,559 | 3,034 |
| <i>Unproductive.</i> | | | | | | | | |
| 4 | Háthmati and Khári Cut Canals combined | 7,64,573 | 1,961 | 13,18,729 | 21.00 | 53.00 | 44,744 | 8,000 |
| | Wángroli Tank | 6,10,329 | | | 39.00 | 29.50 | 32,000 | 16,000 |
| 5 | Tránza-Nagrám Tanks | 2,50,416 | 2,385 | 2,93,295 | 17.28 | ... | 5,000 | 3,400 |
| 6 | Sávi Tank | 3,12,734 | | | 7.60 | ... | 1,500 | 800 |
| 7 | Sávi Tank | 2,43,222 | ... | 2,55,210 | 8.35 | 1.82 | 4,700 | 3,000 |
| 8 | Sahiat do. | 1,86,782 | ... | 1,84,029 | 9.25 | 1.79 | 4,000 | 2,000 |
| 9 | Futelo do. | 1,10,785 | ... | 1,16,461 | 3.99 | ... | 1,500 | 800 |
| 10 | Lower Pánjhra River Works | 7,04,681 | ... | 4,68,621 | ... | 45.00 | 13,117 | 12,627 |
| 11 | Hartála Tank | 75,040 | ... | 73,382 | ... | 5.50 | 584 | 415 |
| 12 | Mhasva do. | 1,40,015 | ... | 1,38,956 | ... | 7.00 | 4,647 | 1,700 |
| 13 | Jánda Canals | 10,88,640 | 3,048 | 10,44,137 | 39.00 | 75.00 | 46,288 | 5,000 |
| 14 | Bhátodi Tank | 3,78,278 | | | 4.50 | 5.50 | 15,126 | 12,124 |
| 15 | Ekrak do. | 21,55,580 | ... | 13,40,386 | 48.00 | 1.68 | 17,152 | 16,941 |
| 16 | Koregaon do. | 42,049 | ... | 39,189 | 3.75 | ... | 2,394 | 1,050 |
| 17 | Ashti do. | 8,34,927 | 2,774 | 8,38,885 | 27.50 | 3.15 | 17,882 | 11,780 |
| 18 | Páthri do. | 6,72,856 | | | 4.66 | 3.33 | 5,000 | 2,500 |
| 19 | Krishna Canal | 16,80,898 | ... | 9,44,459 | 68.87 | ... | 28,327 | 12,320 |
| 20 | Mhasvad Tank | 27,84,496 | ... | 20,96,016 | 66.25 | 43.36 | 129,045 | 24,800 |
| 21 | Revári Canal | 59,443 | ... | 59,811 | 10.25 | ... | 3,313 | 1,920 |
| 22 | Upper Man River-Works | 4,44,531 | ... | 4,39,286 | 17.50 | 6.50 | 8,443 | 2,030 |
| 23 | Yerla River Irrigation Works... .. | 7,45,314 | 8,257 | 7,73,127 | 33.33 | 4.00 | 11,234 | 5,480 |
| 24 | Chikhli Canal | 57,415 | | | 6.50 | ... | 1,371 | 1,478 |
| 25 | Maini Tank | 3,90,492 | ... | 4,87,650 | 9.25 | 7.58 | 4,876 | 4,625 |
| 26 | Muchkundi Tank | 1,68,420 | ... | 1,53,707 | 5.50 | 2.25 | 5,570 | 750 |
| 27 | Gokák Canal, 1st Section and Storage Works | 15,40,832 | ... | 13,81,922 | 16.13 | 35.43 | 18,668 | 17,627 |
| 28 | Dambal Tank | 64,906 | ... | 63,980 | ... | 3.27 | 3,000 | 1,000 |
| 29 | Medleri do. | 81,705 | ... | 81,392 | ... | 5.64 | 1,916 | 600 |
| 30 | Madag do. | 2,49,407 | ... | 1,67,598 | 9.00 | ... | 2,851 | 1,345 |
| 31 | Asundi do. | 80,485 | ... | 74,995 | ... | 4.86 | 1,800 | 1,011 |
| 32 | Dharma Canal | 98,334 | ... | 97,832 | 27.15 | 3.71 | 13,562 | 12,870 |
| 33 | Kádba River Works | 7,01,730 | 10,34,191 | ... | ... | ... | ... | ... |
| | Wághad Tank | 4,66,402 | | | 11.00 | 13.92 | 28,832 | 9,897 |
| | Pálkhed Canal | 17,785 | | | 4.50 | ... | 8,055 | 2,367 |
| | Ojhar-Támbat Canal | 63,461 | | | 8.62 | ... | 3,486 | 2,433 |
| 34 | Chankápur Tank—Girna Left Bank Canal | 20,37,083 | 8,761 | 20,43,464 | 18.61 | 20.80 | 29,182 | 8,500 |
| 35 | Pravara River Works—Lákh Canal | 7,60,764 | | | 23.00 | 9.37 | 29,913 | 11,280 |
| 36 | Lake Beale—Darna Dam | 1,01,47,321 | 31,311 | 1,02,42,960 | 74.00 | 42.25 | 144,310 | 49,331 |
| | Godávari Right Bank Canal | ... | | | 48.00 | 15.25 | 88,080 | 30,109 |
| 37 | Pravara River Works—Pravara Right Bank Canal | (b) 1,50,83,481 | 11,62,624 | 1,26,88,624 | 33.00 | 13.00 | 73,763 | 16,960 |
| 38 | Parsul Tank | 2,23,612 | | | ... | 2,14,995 | ... | 4.75 |
| 39 | Pravara River Works—Pravara Left Bank Canal | ... | ... | 3,47,550 | 59.12 | 81.26 | 125,044 | 28,760 |
| 40 | Mutha Canals including Mátoba Tank | 1,23,73,762 | ... | 65,89,953 | 88.00 | 84.00 | 104,787 | 20,050 |
| 41 | Nira Canal including Shetphal Tank | 89,43,307 | 20,897 | 66,20,885 | 106.79 | 139.00 | 274,447 | 117,480 |
| | ... | 8,06,034 | | | ... | ... | ... | ... |
| 42 | Kásurdi Tank | 45,590 | ... | 45,590 | ... | 1.75 | 507 | 160 |
| 43 | Shirsuphal do. | 2,22,282 | ... | 2,24,568 | ... | 12.50 | 4,500 | 1,800 |
| 44 | Bhádálvádi do. | 2,28,724 | ... | 2,27,422 | ... | 9.75 | 3,000 | 2,000 |
| | Total, Unproductive ... | 6,93,21,481 | 12,41,998 | 5,49,00,748 | 978.23 | 795.96 | 1,371,943 | 488,100 |
| | GRAND TOTAL ... | 6,94,39,930 | 12,41,998 | 5,50,17,704 | 991.23 | 800.82 | 1,376,502 | 491,134 |

(a) The capital outlay on the works to end of 1921-22 vide Government Resolution No. 1918, dated 9th June 1923.

(b) Includes the cost of the Pravara Left Bank Canal.

H.

in the Bombay Presidency, excluding Sind.

| Rainfall. | Discharge of canal at head, cubic feet per second. | Area. | | Amount of gross Assessment. | Realizations. | Working Expenses. | Net Revenue. | Remarks. |
|-----------|--|----------------------------|---------------------|-----------------------------|---------------|-------------------|--------------|---|
| | | Applied for | Irrigated. | | | | | |
| 10 | 11 | 12 | 13 | 14 | 15 | 16 | 17 | 18 |
| Inches. | | Acres. | Acres. | Rs. | Rs. | Rs. | Rs. | |
| 26.04 | | ... | | 2,355 | 2,355 | 1,866 | 489 | * Area under consolidated assessment. |
| 42.34 | 0.28 | ... | 661* | 2,022 | 2,022 | 775 | 1,247 | |
| 17.53 | Not taken. | 1,235 | { 1,258 975* | 10,829 | 8,916 | 1,994 | 6,922 | |
| ... | | ... | { 1,258 1,636* | 15,206 | 13,293 | 4,635 | 8,658 | |
| 26.91 | 79.00 | 3,939 | 3,869 | 42,784 | 40,112 | 33,509 | 6,603 | † Includes interest charges during construction. |
| 34.59 | 39.00 | 13,193 | 6,016 | | | | | |
| 36.02 | 44.25 | 930 | 1,041 | 10,932 | 14,256 | 9,003 | 5,253 | |
| 25.92 | | ... | | 1,104 | 1,205 | 2,931 | -1,726 | |
| 25.82 | 50.72 | 1,859 | 1,489 | 5,491 | 11,520 | 6,522 | 4,998 | |
| 27.00 | 71.09 | 548 | 732 | 6,454 | 5,749 | 6,956 | -1,207 | |
| 20.22 | 15.68 | 122 | 113 | 527 | 327 | 1,836 | -1,509 | |
| 17.80 | 4.43 | 806 | { 790 1,627* | 25,063 | 28,434 | 5,116 | 23,368 | |
| 26.42 | 0.05 | 72 | 72 | 753 | 754 | 1,013 | -259 | |
| 15.67 | 0.47 | 146 | 148 | 1,064 | 2,576 | 2,256 | 320 | |
| 23.38 | 36.16 | 1,665 | 1,928 | 14,573 | 16,931 | 6,354 | 10,027 | |
| 25.52 | 1.80 | 766 | 755 | 12,856 | 18,194 | 4,985 | 13,209 | |
| 10.44 | 15.61 | 615 | 1,524 | 1,55,873 | 1,69,042 | 19,249 | 1,49,793 | |
| 9.00 | 0.16 | 100 | 106 | 652 | 1,227 | 1,322 | -295 | |
| 9.19 | 3.09 | 3,390 | 3,390 | 29,199 | 28,954 | 9,119 | 19,835 | |
| 15.57 | | 48 | 48 | 5,731 | 10,212 | 6,969 | 3,243 | |
| 26.75 | 51.38 | 10,344 | 6,518 | 55,902 | 66,004 | 22,229 | 43,775 | |
| 22.73 | 38.00 | ...(c) | 8,994 | 62,960 | 57,478 | 20,662 | 36,816 | |
| 32.58 | 3.07 | 733 | 540 | 2,570 | 2,516 | 3,383 | -1,367 | |
| 21.39 | 2.69 | 1,110 | 568 | 3,263 | 5,637 | 4,732 | 905 | |
| 30.30 | 6.73 | 5,602 | 2,842 | 11,975 | 20,976 | 13,753 | 7,223 | |
| 20.49 | | 768 | 540 | 1,999 | 1,430 | 2,495 | -1,015 | |
| 17.15 | 8.15 | 3,804 | 2,536 | 8,654 | 10,078 | 6,717 | 3,361 | |
| 16.24 | | 458 | 458 | 465 | 107 | 1,569 | -1,462 | |
| 18.12 | 38.02 | 8,346 | 8,711 | 63,276 | 76,002 | 13,757 | 62,245 | |
| 4.04 | 1.83 | 147 | { 134 144* | 2,206 | 2,377 | 2,389 | -12 | |
| 17.84 | 3.16 | 133 | 100 | 793 | 271 | 1,250 | -979 | |
| 18.74 | 7.76 | 718 | 707 | 3,724 | 3,177 | 2,343 | 834 | |
| 29.50 | 4.12 | 122 | { 107 190* | 1,357 | 1,583 | 676 | 907 | |
| 31.82 | 44.27 | 166 | { 482 5,126* | 53 | -1,254 | 1,208 | -2,462 | |
| 12.40 | | ... | | 65,358 | 53,935 | 27,671 | 26,264 | ‡ Owing to diversion of tail portion of Palkhed Canal the length of distributaries is diminished. |
| 10.52 | 42.00 | 3,940 | 4,208 | | | | | |
| 11.84 | 12.00 | 1,730 | 2,016 | | | | | |
| 9.78 | 47.00 | 7,551 | 7,648 | 42,966 | 35,266 | 27,050 | 8,216 | |
| 23.05 | 5.00 | 698 | 694 | 2,277 | 1,967 | 4,271 | -2,304 | |
| 27.54 | | 402 | 402 | 6,20,714 | 5,38,406 | 2,59,303 | 2,78,603 | |
| 17.27 | 198.00 | 23,720 | 30,201 | | | | | |
| 17.27 | 108.00 | 13,093 | 20,023 | | | | | |
| 20.79 | 49.00 | 17,841 | 18,061 | 94,563 | 55,644 | 45,435 | 10,209 | |
| 4.72 | 3.00 | 105 | 253 | 766 | 5,404 | 1,527 | 3,877 | |
| 20.30 | 116.00 | 31,430 | 31,923 | 2,00,123 | 1,11,097 | 72,270 | 38,827 | ¶ The irrigable area as given in the second revised project of the Pravara River Works is 57,000 acres. This includes the old area "irrigable at present", viz., 11,280 acres under the Lakh Canal. The balance is distributed between the two Pravara Canals in proportion to their gross command. |
| 24.92 | 179.00 | Information not available. | 26,403 | 3,46,338 | 3,59,373 | 1,44,816 | 2,14,557 | |
| 18.13 | 11.00 | | 281† | | | | | |
| 23.73 | 297.00 | 75,024 | 75,024 | 6,86,739 | 7,57,171 | 2,09,016 | 5,48,155 | |
| 25.53 | 19.00 | 97 | 97 | 1,527 | 1,430 | 951 | 529 | |
| 12.56 | | 1,334 | 1,334 | 5,583 | 3,659 | 2,945 | 714 | |
| 22.49 | 5.00 | 1,516 | 1,516 | 10,830 | 13,165 | 4,016 | 9,149 | |
| 29.76 | 4.00 | | | | | | | |
| ... | | 162,401 | { 276,944 7,087* | 26,10,102 | 25,31,992 | 10,14,774 | 15,17,218 | An area of 23 acres indirectly irrigated by under-ground percolation from the Mutha Right Bank Canal. |
| ... | | 163,636 | { 278,202 8,723* | 26,25,308 | 25,45,285 | 10,19,409 | 15,25,876 | |

STATISTICAL STATEMENTS
FOR
IRRIGATION WORKS, SIND, FOR THE YEAR 1922-23.

STATEMENT

Statement of Canals in the Indus Right Bank

| 1 | 55, Construction of Irrigation, Navigation, Capital expenditure not | | | | | | | |
|---|--|-----------------|--------------------|-----------------------|--------------------|----------------------------|------------------|-------------------------------|
| | 1-Productive. | | | | | | | |
| | Begari Canals District. | | | Ghar Canals District. | | Shikarpur Canals District. | | |
| | Desert Canal. 2 | Unhar-wah. 3 | Begari Canal. 4 | Ghar Canal. 5 | Sukkur Canal. 6 | Canals in Rohri. 7 | Sind Canal. 8 | Rajib Chitti and Garang. 9 |
| Source of supply of water ... | River Indus. | River Indus. | River Indus. | River Indus. | River Indus. | River Indus. | River Indus. | River Indus. |
| Minimum discharge of water C. ft. per second. | | | | | | | | ... |
| Maximum discharge of Canal C. ft. per second. | 4,595 | 2,472 | 7,158 | 10,937 | 3,348 | 2,964 | 3,840 | 940 |
| Average annual rainfall ... Inches. | 1.85 | 1.91 | 1.68 | 1.07 | 0.83 | 1.63 | 1.63 | ... |
| Gross area commanded ... Acres. | 388,985 | 246,970 | 751,680 | 505,649 | 246,713 | 196,598 | 232,427 | 48,839 |
| Culturable area commanded. .. | 388,985 | 214,056 | 680,521 | 395,944 | 162,118 | 146,498 | 191,098 | 48,600 |
| Area irrigable by complete project | 199,660 | 112,025 | 340,260 | 250,000 | 90,000 | 82,968 | 111,329 | 35,300 |
| Area irrigable at present | 199,660 | 112,025 | 340,260 | 250,000 | 90,000 | 82,968 | 111,329 | 35,300 |
| <i>Sanctioned Estimate.</i> | | | | | | | | |
| Direct charges Rs. | 27,35,924 | 7,91,716 | 24,55,792 | 6,77,736 | 14,86,018 | 2,78,140 | 8,28,299 | 2,69,820 |
| Indirect charges " | 31,18,816 | 8,34,712 | 24,23,861 | 9,75,534 | 26,92,403 | 7,589 | 29,383 | 8,978 |
| Interest during construction. .. | | | | | | | | |
| Total Estimate ... Rs. | 58,55,740 | 16,26,428 | 58,89,653 | 16,53,270 | 41,78,416 | 2,85,729 | 8,57,722 | 2,78,296 |
| <i>Expenditure to end of 1922-23.</i> | | | | | | | | |
| Direct charges -Rs. | 26,56,621 | 7,70,854 | 22,86,373 | 6,32,369 | 14,12,805 | 2,02,723 | 8,18,122 | 2,65,268 |
| Indirect charges " | 30,054 | 20,862 | 78,919 | 84,353 | 63,006 | 8,764 | 10,217 | 3,840 |
| Interest during construction. .. | 31,18,816 | 8,34,712 | 24,23,861 | 9,75,534 | 26,92,403 | 7,589 | 29,383 | 8,978 |
| Total Expenditure ... Rs. | 58,55,491 | 16,26,428 | 58,89,653 | 16,42,556 | 41,73,714 | 2,14,066 | 8,57,722 | 2,78,074 |
| <i>Works as now sanctioned.</i> | | | | | | | | |
| Main canals irrigation ... Miles. | 91 | 34 | 78 | 89 | 72 | 109 | 40 | 23 |
| Branch canals " | 199 | 82 | 114 | 125 | 56 | 11 | 83 | ... |
| Distributaries " | 39 | 5 | 52 | 146 | 15 | | | ... |
| Of above— | | | | | | | | |
| Navigable canals ... Miles. | 4 | | 58 | 108 | | | | ... |
| <i>Works completed at end of 1922-23.</i> | | | | | | | | |
| Main canals irrigation ... Miles. | 91 | 34 | 78 | 89 | 72 | 109 | 40 | 23 |
| Branch canals " | 199 | 82 | 114 | 125 | 56 | 11 | 83 | ... |
| Distributaries " | 39 | 5 | 52 | 146 | 15 | | | ... |
| Of above— | | | | | | | | |
| Navigable canals ... Miles. | 4 | | 58 | 108 | | | | ... |

I-A.

Division for the year 1922-23.

| Embankment and Drainage works. charged to Revenue. | | | | | | | | | | 15. Other Revenue expenditure financed from ordinary Revenues— (1) Works for which only Revenue accounts are kept. | | |
|--|--------------------------------|----------------|-------------------------------|--------------|----------------------------|--------------------------|---------------|--------------|--------------|---|------------------------|------------------------------|
| Karachi Canals District. | | | | | 2-Unproductive. | | | | Total. | | Western Nara District. | |
| Kairi Canal. 10 | Indus Canals Right Bank. 11 | Pinyari. 12 | Indus Canals Left Bank. 13 | Total. 14 | Shikarpur Canals District. | Karachi Canals District. | | Total. 18 | | | | Western Nara District. 19 |
| | | | | | Mahiwah. 15 | Sattah. 16 | Baghar. 17 | | | | | |
| River Indus. | River Indus. | River Indus. | River Indus. | | Gudu Dhand or River Indus. | River Indus. | River Indus. | | River Indus. | | | |
| 1,191 | 1,806 | 3,788 | 5,076 | | 9,069 | 1,686 | 8,581 | | | | | |
| 2-5 | 2-8 | 2-70 | 2-58 | | | 2-30 | 1-88 | | 1-88 | | | |
| 59,856 | 194,000 | 191,600 | 104,344 | 3,167,121 | 900,351 | 86,971 | 119,067 | 849,379 | 990,586 | | | |
| 40,317 | 173,701 | 185,500 | 84,048 | 2,711,386 | 145,445 | 34,334 | 96,301 | 275,040 | 702,046 | | | |
| 40,000 | 150,000 | 180,000 | 80,000 | 1,601,595 | 99,000 | 80,000 | 90,000 | 219,000 | 405,311 | | | |
| 40,000 | 150,000 | 180,000 | 80,000 | 1,601,595 | 99,000 | 80,000 | 90,000 | 219,000 | 397,696 | | | |
| 73,248 | 88,760 | 6,36,876 | 2,59,938 | 1,05,91,562 | 23,34,049 | 1,80,079 | 2,35,904 | 27,50,032 | | | | |
| 2,488 | 3,855 | 21,967 | 9,364 | 1,11,39,338 | 9,75,175 | 1,09,258 | 7,810 | 10,92,243 | | | | |
| 75,737 | 92,615 | 6,58,833 | 2,68,302 | 2,17,20,800 | 33,092,24 | 2,89,337 | 2,43,714 | 38,42,275 | | | | |
| 71,218 | 86,927 | 6,03,483 | 2,52,978 | 1,01,65,791 | 14,18,103 | 1,74,028 | 2,30,370 | 18,23,001 | | | | |
| 1,370 | 1,833 | 15,781 | 5,960 | 3,19,949 | 59,581 | 6,051 | 5,034 | 70,666 | | | | |
| 2,488 | 3,855 | 21,967 | 9,364 | 1,11,39,338 | 9,75,175 | 1,09,258 | 7,810 | 10,92,243 | | | | |
| 75,076 | 92,615 | 6,41,321 | 2,68,302 | 2,16,14,978 | 24,52,869 | 2,89,337 | 2,43,714 | 29,85,910 | | | | |
| 83 | 102 | 71 | 113 | 795 | 29 | 82 | 93 | 154 | 243 | | | |
| 66 | 8 | 328 | 80 | 1,162 | 178 | 5 | 66 | 249 | 311 | | | |
| | | | | 257 | 87 | | | 87 | 7 | | | |
| | 9 | 25 | 37 | 236 | | 4 | 93 | 97 | 269 | | | |
| 23 | 102 | 71 | 113 | 795 | 29 | 82 | 93 | 154 | 243 | | | |
| 66 | 8 | 328 | 80 | 1,162 | 178 | 5 | 66 | 249 | 311 | | | |
| | | | | 257 | 87 | | | 87 | 7 | | | |
| | 9 | 25 | 37 | 236 | | 4 | 93 | 97 | 269 | | | |

Statement of Canals in the Indus

| 55. Construction of Irrigation, Navigation, Embankment and Drainage Works— | | | | | | | | |
|--|-------------------------|------------------------|----------------------|----------------|---------------|---------------|---------------|-------------|
| (1) Productive | | | | | | | | |
| 1 | Jamrao Canals District. | Eastern Nara District. | | | | | | |
| | Jamrao Canal. | Nara Supply Channel. | Eastern Nara. | Mithrao Canal. | Thar Canal. | Khipro Canal. | Hiral Canal. | Total. |
| 2 | 3 | 4 | 5 | 6 | 7 | 8 | 9 | |
| Source of supply of water | Eastern Nara. | Indus. | Nara Supply Channel. | Eastern Nara. | Eastern Nara. | Eastern Nara. | Eastern Nara. | ... |
| Minimum discharge of River.. C. ft. per second. | | (g) 32,449 | ... | ... | ... | ... | ... | ... |
| Maximum discharge of Canal .. " " | 3,297 | ... | ... | 2,800 | 1,400 | 200 | 250 | ... |
| Average annual rainfall Inches. | 7.82 | ... | ... | 3.03 | 5.47 | ... | 3.74 | ... |
| Gross area commanded Acres. | 870,850 | 151,400 | 789,991 | 437,551 | 158,044 | 35,743 | 55,480 | 1,628,209 |
| Culturable area commanded " | 806,884 | 25,000 | 497,812 | 413,008 | 136,000 | 83,845 | 47,243 | 1,152,908 |
| Area irrigable annually by complete project .. " | 300,000 | 12,200 | 90,900 | 143,500 | 50,000 | 8,000 | 15,700 | 320,300 |
| Area irrigable at present " | 274,888 | 12,000 | 58,400 | 132,000 | 50,000 | 8,000 | 20,000 | 280,400 |
| <i>Sanctioned Estimate.</i> | | | | | | | | |
| Direct charges Rs. | 91,77,173 | ... | ... | ... | ... | ... | ... | 92,90,091 |
| Indirect charges " | | ... | ... | ... | ... | ... | ... | ... |
| Interest during construction " | | 73,42,621 | ... | ... | ... | ... | ... | ... |
| Total Estimate Rs. | 1,65,19,794 | ... | ... | ... | ... | ... | ... | 2,06,93,873 |
| <i>Expenditure to end of 1922-23.</i> | | | | | | | | |
| Direct charges Rs. | 92,97,036 | ... | ... | ... | ... | ... | ... | 78,48,365 |
| Indirect charges " | 2,85,470 | ... | ... | ... | ... | ... | ... | 2,75,940 |
| Interest during construction " | 73,42,621 | ... | ... | ... | ... | ... | ... | 1,14,03,783 |
| Total Expenditure Rs. | 1,69,23,127 | ... | ... | ... | ... | ... | ... | 1,95,28,087 |
| <i>Works as now sanctioned.</i> | | | | | | | | |
| Main Canals Irrigation Miles. | 118 | 12 | (b) 320 | 97 | 24 | 15 | 19 | 487 |
| Branch Canals " | 58 | ... | ... | 49 | 48 | ... | 22 | 119 |
| Distributaries " | (a) 503½ | ... | ... | (c) 76 | 18 | ... | 13 | 107 |
| Of the above— | | | | | | | | |
| Navigable Canals Miles. | | 12 | 320 | 92 | ... | ... | ... | 424 |
| <i>Works completed to end of 1922-23.</i> | | | | | | | | |
| Main Canals Irrigation Miles. | 118 | 12 | (b) 320 | 97 | 24 | 15 | 19 | 487 |
| Branch Canals " | 58 | ... | ... | 49 | 48 | ... | 22 | 119 |
| Distributaries " | (a) 503½ | ... | ... | (c) 76 | 18 | ... | 13 | 107 |
| Of the above— | | | | | | | | |
| Navigable Canals Miles. | | 12 | 320 | 92 | ... | ... | ... | 424 |

(a) The increase is due to excavation of new distributary ex. 108th Mile Jamrao Canal called Budhani Minor.

(b) Practically a river.

(c) Increase due to Santor Minor constructed during 1922-23.

(d) Increase due to Jakri Dhand added in this and taken out from Nasirwah as it feeds now only the Sarfarwah.

(e) Increase due to new mouth given to Ghara Right—branch of Sarfarwah.

(f) Decrease due to Jakri Dhand added to Sarfarwah as this Dhand does not now feed the Nasirwah.

(g) Minimum Discharge of Indus at Bukhar.

(h) Do. do. at Kotri.

(i) Includes 88 miles of Ren. Distributary ex. Dad Canal.

I-A.

Left Bank Division for the year 1922-1923.

| Capital Expenditure not charged to Revenue. | | | | | | | | | | | 15. Other Revenue Expenditure financed from ordinary Revenue. A-Irrigation Works (1) Works for which only Revenue accounts are kept. | | | | |
|---|--------------|------------|-----------|---------------|-----------------|-----------|-------------------------|------------|-------------------------|-------------------|--|------------|-------------------------|----------------------------|-------------------------|
| Hyderabad Canals District. | | | | | | | Fuleli Canals District. | | Nasrat Canals District. | (9) Unproductive. | | | Nasrat Canals District. | Hyderabad Canals District. | Fuleli Canals District. |
| Alibahr Kacheri. | Great Marak. | Sarfaraz. | Total. | Fuleli Canal. | Hasanali Canal. | Total. | Naulakhi* | Dad Canal. | Nasrat Canal. | Total. | Total. | Total. | Total. | | |
| 10 | 11 | 12 | 13 | 14 | 15 | 16 | 17 | 18 | 19 | 20 | 21 | 22 | 23 | | |
| Indus. | Indus. | Indus. | ... | Indus. | Indus. | ... | Indus. | Indus. | Indus. | ... | ... | ... | ... | | |
| (g) 32,449 | (g) 32,449 | (g) 32,449 | ... | (h) 34,605 | (h) 34,605 | ... | (g) 32,449 | (g) 32,449 | (g) 32,449 | ... | (g) 32,449 | (g) 32,449 | (h) 34,605 | | |
| 396 | 1,774 | 718 | ... | 10,000 | 1,000 | ... | ... | 4,296 | 2,680 | ... | ... | ... | ... | | |
| 4'90 | 4'12 | 2'97 | ... | 2'18 | 4'9 | ... | ... | 2'79 | 1'67 | ... | ... | ... | 4'9 | | |
| 68,879 | 177,822 | 107,235 | 353,936 | 1,703,000 | 144,000 | 1,847,000 | Not available | 682,297 | 383,700 | 1,065,997 | 700,000† | 495,568 | 147,800 | | |
| 52,055 | 145,893 | 68,720 | 266,613 | 956,199 | 102,181 | 1,058,330 | 162,189 | 367,597 | 323,163 | 690,760 | 135,716 | 469,218 | 92,218 | | |
| 18,300 | 73,929 | 40,500 | 133,029 | 400,000 | 21,000 | 421,000 | 45,900 | 156,685 | 104,100 | 260,785 | 65,900 | 215,800 | 35,000 | | |
| 18,300 | 73,929 | 40,800 | 133,029 | 400,000 | 19,000 | 419,000 | 45,900 | 121,285 | 82,000 | 203,285 | 25,700 | 215,800 | 30,000 | | |
| 1,07,169 | 4,55,683 | 1,24,680 | 6,87,532 | 28,83,449 | 3,04,605 | 31,88,254 | 12,62,554 | 26,92,095 | 18,66,324 | 45,58,419 | ... | ... | ... | | |
| 53,437 | 4,17,710 | 2,25,922 | 6,97,069 | 31,22,153 | 1,91,498 | 33,13,651 | 3,478 | 19,21,033 | 12,82,228 | 32,03,261 | ... | ... | ... | | |
| 1,60,608 | 8,73,393 | 3,50,602 | 13,84,601 | 60,05,602 | 4,96,303 | 65,01,905 | 12,66,032 | 46,13,128 | 31,48,552 | 77,61,680 | ... | ... | ... | | |
| 1,03,430 | 4,27,672 | 1,18,559 | 6,49,661 | 25,50,269 | 2,89,929 | 28,40,198 | 5,112 | 25,85,578 | 18,06,847 | 43,92,425 | ... | ... | ... | | |
| 3,739 | 15,897 | 6,121 | 25,757 | 97,274 | 14,876 | 1,12,150 | 33 | 94,602 | 58,206 | 1,52,808 | ... | ... | ... | | |
| 53,437 | 4,17,710 | 2,25,922 | 6,97,069 | 31,22,153 | 1,91,498 | 33,13,651 | 3,478 | 19,21,033 | 12,82,228 | 32,03,261 | ... | ... | ... | | |
| 1,60,606 | 8,61,279 | 3,50,602 | 13,72,487 | 57,69,696 | 4,96,303 | 62,65,999 | 3,623 | 46,01,213 | 31,47,231 | 77,48,494 | ... | ... | ... | | |
| 26 | 24 | (d) 80 | 130 | 100 | 32 | 132 | *28 | 87 | 79 | 166 | 82 | 133 | 65 | | |
| 32 | 146 | (e) 35 | 213 | 875 | 46 | 921 | 81 | 197 | 137 | 334 | 59 | (f) 437 | 69 | | |
| ... | ... | ... | ... | 28 | 14 | 42 | 15 | (i) 130 | 69 | 199 | ... | ... | 4 | | |
| 22 | 22 | 30 | 74 | 328 | 39 | 367 | ... | ... | ... | ... | ... | 105 | 10 | | |
| 26 | 24 | (d) 80 | 130 | 100 | 32 | 132 | 28 | 87 | 79 | 166 | 82 | 135 | 65 | | |
| 32 | 146 | (e) 35 | 213 | 875 | 46 | 921 | 81 | 197 | 137 | 334 | 59 | (f) 437 | 69 | | |
| ... | ... | ... | ... | 28 | 14 | 42 | 15 | (i) 130 | 69 | 199 | ... | ... | 4 | | |
| 22 | 22 | 30 | 74 | 328 | 39 | 367 | ... | ... | ... | ... | ... | 105 | 10 | | |

Note.—The variations from last year's figures in the culturable area commanded are due to revised figures reported by the Revenue authorities.

* Naulakhi Canal has been transferred from '15' to '55'—Productive.

† Inclusive of Naulakhi Canal.

STATEMENT

Capital Account of Irrigation Works

| Name of Work. | DURING YEAR. | | | | | | | | | |
|-----------------------------|------------------|--------------------------|--------------------------|------------------|---|-------------------|----------------------|-------------------------------------|--------------------------------|---------------|
| | Direct Charges. | | | | | Indirect Charges. | | | | |
| | Works. | Estab- lish- ment. | Tools and Plant. | Total. | Deduct Receipts on Capital Account. | Total. | Capitali- zation. | Leave and Pension Allowances. | Audit and Acco- unts. | Total. |
| 1 | 2 | 3 | 4 | 5 | 6 | 7 | 8 | 9 | 10 | 11 |
| | Rs. | Rs. | Rs. | Rs. | Rs. | Rs. | Rs. | Rs. | Rs. | Rs. |
| PRODUCTIVE. | | | | | | | | | | |
| 1. Desert Canal | 1,098 | 199 | 23 | 1,320 | .. | 1,320 | .. | 28 | 11 | 39 |
| 2. Unharwāh | 2,332 | 424 | 48 | 2,804 | .. | 2,804 | .. | 59 | 23 | 82 |
| 3. Begāri Canal | -1,015 | -184 | -21 | -1,220 | .. | -1,220 | .. | -26 | -10 | -36 |
| 4. Eastern Nāra Works | 4,90,598 | 1,08,428 | 9,582 | 6,08,608 | .. | 6,08,608 | 3,327 | 15,180 | 4,906 | 23,813 |
| 5. Jamrāo Canal | 3,34,342 | 76,993 | 7,733 | 4,69,068 | .. | 4,69,068 | .. | 10,779 | 3,843 | 14,622 |
| 6. Sukkur do. | 35,139 | 6,389 | 725 | 42,253 | .. | 42,253 | .. | 894 | 351 | 1,245 |
| 7. Ghat do. | 28,433 | 4,260 | 484 | 28,177 | .. | 28,177 | .. | 596 | 234 | 830 |
| 8. Alibhar Kacheri Canal | .. | .. | .. | .. | .. | .. | .. | .. | .. | .. |
| 9. Mārak Great Canal | 6,523 | 2,290 | 103 | 8,916 | .. | 8,916 | .. | 321 | 65 | 386 |
| 10. Sarfrazwah | .. | .. | .. | .. | .. | .. | .. | .. | .. | .. |
| 11. Fuleli Canal | 1,83,958 | 64,573 | 2,913 | 2,51,444 | .. | 2,51,444 | 818 | 9,040 | 1,840 | 11,698 |
| 12. Hasanali do. | .. | .. | .. | .. | .. | .. | .. | .. | .. | .. |
| 13. Naulākhi do. | .. | .. | .. | .. | .. | .. | .. | .. | .. | .. |
| 14. Kalri do. | 747 | 136 | 15 | 898 | .. | 898 | .. | 19 | 7 | 26 |
| 15. Pinyari do. | 11,101 | 2,018 | 229 | 13,345 | .. | 13,348 | .. | 283 | 111 | 394 |
| 16. Indus Canal Right Bank | .. | .. | .. | .. | .. | .. | .. | .. | .. | .. |
| 17. Indus Canal Left Bank | .. | .. | .. | .. | .. | .. | .. | .. | .. | .. |
| 18. Sind Canal | .. | .. | .. | .. | .. | .. | .. | .. | .. | .. |
| 19. Rajib, Chiti and Garang | .. | .. | .. | .. | .. | .. | .. | .. | .. | .. |
| 20. Canals in Rohri | .. | .. | .. | .. | .. | .. | .. | .. | .. | .. |
| 21. Chiti Canal | 4,775 | 868 | 99 | 5,742 | .. | 5,742 | .. | 122 | 48 | 170 |
| 22. Lloyd Barrage | 2,33,788 | 1,62,113 | 18,811 -43(a) | 4,14,614 | 204 | 4,14,410 | .. | 22,696 | 2,337 | 25,033 |
| 23. Garkino | 19,033 | 3,460 | 393 | 22,886 | .. | 22,886 | .. | 484 | 190 | 674 |
| 24. Arore Canal | 11,114 | 2,038 | .. | 13,454 | .. | 13,454 | .. | 235 | 111 | 396 |
| Total | 14,06,916 | 4,34,005 | 41,439 -43(a) | 19,13,310 | 204 | 18,82,106 | 4,045 | 60,760 | 14,067 | 78,872 |
| UNPRODUCTIVE. | | | | | | | | | | |
| 25. Mahiwāh | 7,400 | 1,272 | 144 | 8,816 | .. | 8,816 | .. | 178 | 74 | 252 |
| 26. Dād Canal | 14,643 | 5,140 | 232 | 20,015 | .. | 20,015 | .. | 720 | 146 | 866 |
| 27. Nasrat do. | 2,051 | 720 | 32 | 2,803 | .. | 2,803 | .. | 101 | 21 | 122 |
| 28. Sattah do. | .. | .. | .. | .. | .. | .. | .. | .. | .. | .. |
| 29. Baghar do. | .. | .. | .. | .. | .. | .. | .. | .. | .. | .. |
| 30. Seharwah | -534 | -92 | -10 | -636 | .. | -636 | .. | -13 | -5 | -18 |
| Total | 23,560 | 7,040 | 398 | 30,998 | .. | 30,998 | .. | 986 | 236 | 1,222 |
| GRAND TOTAL | 14,30,476 | 4,41,045 | 41,837 -43(a) | 19,13,310 | 204 | 18,13,106 | 4,045 | 61,746 | 14,303 | 80,094 |

(a) Suspense Account.

f-B.

in Sind for, and to end of, 1922-1923.

| TO END OF YEAR. | | | | | | | | | | | |
|-----------------|-----------------|----------------|----------------------|-------------|-------------------------------------|-------------|-------------------|-------------------------------|---------------------|-----------|--------------|
| Grand Total. | Direct Charges. | | | | | | Indirect Charges. | | | | Grand Total. |
| | Works. | Establishment. | Tools and Plant. | Total. | Deduct Receipts on Capital Account. | Total. | Capitalization. | Leave and Pension Allowances. | Audit and Accounts. | Total. | |
| 12 | 13 | 14 | 15 | 16 | 17 | 18 | 19 | 20 | 21 | 22 | 23 |
| Rs. | Rs. | Rs. | Rs. | Rs. | Rs. | Rs. | Rs. | Rs. | Rs. | Rs. | Rs. |
| 1,359 | 21,45,232 | 4,85,972 | 25,454 | 26,56,658 | 87 | 26,56,621 | 2,284 | 77,759 | 11 | 80,054 | 27,36,975 |
| 2,386 | 6,33,554 | 1,84,903 | 2,397 | 7,70,854 | ... | 7,70,854 | 1,953 | 18,886 | 23 | 20,862 | 7,91,716 |
| -1,256 | 20,24,407 | 3,57,259 | 5,226 | 23,86,892 | 19 | 23,86,873 | 17,931 | 61,055 | -87 | 78,919 | 24,65,792 |
| 6,31,921 | 61,96,984 | 15,66,502 | 85,055 | 78,48,541 | 176 | 78,48,365 | 6,785 | 2,63,262 | 5,893 | 2,75,940 | 81,24,305 |
| 4,83,690 | 74,94,845 | 16,08,058 | 1,90,598 (a)4,606 | 92,98,017 | 981 | 92,97,036 | 54,147 | 2,25,128 | 4,195 | 2,83,470 | 96,80,506 |
| 43,498 | 11,84,289 | 2,19,750 | 14,426 | 14,18,465 | 160 | 14,18,305 | 20,466 | 42,189 | 351 | 63,006 | 14,81,311 |
| 39,007 | 5,17,732 | 1,10,392 | 4,195 | 6,32,369 | ... | 6,32,369 | 13,954 | 19,987 | 412 | 34,353 | 6,66,722 |
| ... | 79,126 | 23,668 | 636 | 1,03,430 | ... | 1,03,430 | ... | 3,527 | 212 | 3,739 | 1,07,169 |
| 9,302 | 3,36,302 | 87,962 | 3,488 | 4,27,752 | 80 | 4,27,672 | 1,554 | 14,278 | 65 | 15,897 | 4,43,569 |
| ... | 1,03,432 | 15,097 | 30 | 1,18,559 | ... | 1,18,559 | 3,102 | 3,019 | ... | 6,121 | 1,24,680 |
| 2,83,142 | 20,40,063 | 4,96,025 | 14,685 | 25,50,773 | 504 | 25,50,269 | 15,230 | 78,913 | 3,131 | 97,274 | 26,47,543 |
| ... | 2,35,342 | 40,286 | 5,301 | 2,89,929 | ... | 2,89,929 | 7,976 | 6,900 | ... | 14,876 | 3,04,805 |
| ... | 4,876 | 236 | ... | 5,112 | ... | 5,112 | ... | 33 | ... | 33 | 5,145 |
| 924 | 61,370 | 9,738 | 110 | 71,218 | ... | 71,218 | ... | 1,363 | 7 | 1,370 | 72,588 |
| 13,742 | 4,89,515 | 1,11,916 | 2,052 | 6,03,483 | ... | 6,03,483 | ... | 15,670 | 111 | 15,781 | 6,19,264 |
| ... | 73,467 | 13,087 | 373 | 86,927 | ... | 86,927 | ... | 1,833 | ... | 1,833 | 88,760 |
| ... | 2,09,896 | 42,557 | 525 | 2,52,978 | ... | 2,52,978 | ... | 5,960 | ... | 5,960 | 2,58,938 |
| ... | 7,44,183 | 72,955 | 1,044 | 8,18,182 | ... | 8,18,182 | ... | 10,217 | ... | 10,217 | 8,28,399 |
| ... | 2,33,447 | 26,239 | -170 | 2,59,516 | ... | 2,59,516 | ... | 3,670 | ... | 3,670 | 2,63,186 |
| ... | 1,47,284 | 19,175 | -76 | 1,66,383 | ... | 1,66,383 | ... | 2,684 | ... | 2,684 | 1,69,067 |
| 5,912 | 4,775 | 863 | 99 | 5,742 | ... | 5,742 | ... | 122 | 48 | 170 | 5,912 |
| 4,89,443 | 8,69,346 | 3,15,038 | 1,10,392 | 7,94,776 | 269 | 7,94,507 | ... | 44,106 | 3,675 | 47,781 | 8,42,288 |
| 23,560 | 19,033 | 3,460 | 393 | 22,386 | ... | 22,386 | ... | 484 | 190 | 674 | 23,560 |
| 13,850 | 11,114 | 2,038 | 302 | 13,454 | ... | 13,454 | ... | 285 | 111 | 396 | 13,850 |
| 19,60,980 | 2,53,59,664 | 57,72,181 | 4,66,445 (a)4,606 | 3,16,02,396 | 2,226 | 3,16,00,670 | 1,45,332 | 9,01,330 | 18,868 | 10,65,080 | 3,26,65,750 |
| 9,068 | 11,34,921 | 2,45,149 | 9,644 | 13,89,714 | 6 | 13,89,708 | 24,649 | 34,321 | 74 | 59,044 | 14,48,752 |
| 20,881 | 21,87,718 | 3,78,385 | 19,509 | 25,85,612 | 34 | 25,85,578 | 41,453 | 52,975 | 174 | 94,602 | 26,80,130 |
| 2,925 | 15,46,959 | 2,53,168 | 6,378 | 18,07,005 | 158 | 18,06,847 | 22,749 | 35,442 | 15 | 58,306 | 18,65,053 |
| ... | 1,40,133 | 31,819 | -2,076 | 1,74,028 | ... | 1,74,028 | 1,597 | 4,454 | ... | 6,051 | 1,80,079 |
| ... | 1,94,567 | 35,968 | 335 | 2,30,870 | ... | 2,30,870 | ... | 5,034 | ... | 5,034 | 2,35,904 |
| -654 | 24,126 | 3,892 | 377 | 28,395 | ... | 28,395 | ... | 545 | +8 | 537 | 28,932 |
| 32,220 | 52,28,424 | 9,48,381 | 38,819 | 62,15,624 | 198 | 62,15,426 | 90,448 | 1,32,771 | 255 | 2,23,474 | 64,38,900 |
| 19,98,200 | 3,05,88,088 | 67,20,562 | 5,05,264 (a)4,606 | 3,78,18,520 | 2,424 | 3,78,16,096 | 2,35,830 | 10,34,101 | 18,623 | 12,88,554 | 3,91,04,650 |

(a) Suspense Account.

F. de Ga,
Assistant Accounts Officer.

STATEMENT

Statement showing the Financial Results of Irrigation

Realizations under main heads of

| Works. | Revenue (Actual Receipts). | | | | | | | | | | | | | | | | |
|--|----------------------------|----------------------------|------------------------|---|------------------|--------------|-----------------|------------------|--------------------------|-----------------------------|--------------------------------------|-----------------------------------|---------------------|-----------------|-----------------|------------------|---------------------------|
| | Irrigation. | | | | | Plan-tation. | Miscel-laneous. | Total. | Less-Refunds of revenue. | Gross revenue less refunds. | Ded-uct—Share due to old irrigation. | Total revenue due to improvement. | Revenue Management. | | | | |
| | Direct. | Indirect. | | | Total. | | | | | | | | Establishment. | | | | |
| | | Water rates directly paid. | Share of Land Revenue. | 4 per cent. on 9/10ths of proceeds from sale of occupancy rights in waste or other lands up to end of year. | | | | | | | | | Total. | Di-rect-ion. | Execu-tive. | Civil Off-icers. | Total Revenue Management. |
| 1 | 2 | 3 | 4 | 5 | 6 | 7 | 8 | 9 | 10 | 11 | 12 | 13 | 14 | 15 | 16 | 17 | |
| | Rs. | Rs. | Rs. | Rs. | Rs. | Rs. | Rs. | Rs. | Rs. | Rs. | Rs. | Rs. | Rs. | Rs. | Rs. | Rs. | |
| PRODUCTIVE. | | | | | | | | | | | | | | | | | |
| 1 Desert Canal | 1,10,031 | 4,53,868 | 2,294 | 4,56,162 | 5,66,193 | 100 | 6,106 | 5,72,399 | ... | 5,72,399 | ... | 5,72,399 | ... | 23,011 | 27,448 | 50,459 | |
| 2 Unharwah | 261 | 2,49,330 | 3,114 | 2,52,444 | 2,52,705 | 51 | 1,622 | 2,54,438 | ... | 2,54,438 | ... | 2,54,438 | ... | 8,637 | 15,049 | 23,896 | |
| 3 Begari Canal | 32,600 | 7,94,443 | 10,125 | 8,04,628 | 8,37,222 | 29 | 6,311 | 8,43,563 | 147 | 8,43,421 | 33,613 | 8,09,808 | ... | 46,025 | 49,533 | 95,558 | |
| 4 Eastern Nara Canals... | 4,116 | 5,25,522 | 5,645 | 5,31,227 | 5,35,243 | 329 | 10,647 | 5,46,379 | 10 | 5,46,369 | 3,444 | 5,42,925 | ... | 60,920 | 31,973 | 92,893 | |
| 5 Jamrao Canal | 1,869 | 8,22,778 | 77,942 | 9,00,790 | 9,02,629 | 635 | 20,853 | 9,24,077 | 159 | 9,23,918 | ... | 9,23,918 | ... | 1,40,621 | 26,024 | 1,66,785 | |
| 6 Sukkur Canal | 1,368 | 3,08,041 | 823 | 3,08,934 | 3,10,322 | 8 | 3,433 | 3,13,763 | ... | 3,13,763 | 84,806 | 2,28,957 | ... | 15,524 | 22,060 | 37,644 | |
| 7 Ghar Canal | 5,228 | 10,32,924 | 7,627 | 10,40,551 | 10,45,240 | 473 | 11,373 | 10,57,628 | ... | 10,57,628 | 1,26,512 | 9,32,113 | ... | 37,123 | 67,863 | 1,04,986 | |
| 8 Alibhar Kacheri Canal | 963 | 27,559 | 840 | 28,399 | 29,359 | ... | 567 | 29,919 | ... | 29,919 | -17,505 | 12,414 | ... | 2,266 | 2,410 | 4,696 | |
| 9 Marak Great Canal | 4,141 | 1,24,445 | 3,551 | 1,27,996 | 1,28,137 | 120 | 2,927 | 1,28,254 | ... | 1,28,254 | 59,437 | 1,45,517 | ... | 17,000 | 14,223 | 31,223 | |
| 10 Sarfrazwah | 3,031 | 55,290 | 1,225 | 57,275 | 60,206 | 42 | 1,208 | 61,656 | ... | 61,656 | 18,806 | 42,850 | ... | 5,720 | 4,222 | 10,072 | |
| 11 Fuleli Canal | 45,517 | 8,27,660 | 21,426 | 8,19,086 | 8,64,603 | 191 | 21,277 | 8,26,671 | 852 | 8,26,809 | 2,44,549 | 7,41,260 | ... | 72,224 | 66,429 | 1,39,373 | |
| 12 Hasanali Canal | 150 | 44,271 | 746 | 45,717 | 45,867 | ... | 475 | 46,342 | ... | 46,342 | 5,216 | 40,426 | ... | 8,605 | 2,744 | 11,249 | |
| 13 Naulakhi Canal | 425 | 1,47,629 | 712 | 1,48,357 | 1,48,722 | ... | 442 | 1,49,224 | ... | 1,49,224 | ... | 1,49,224 | ... | 9,202 | 8,824 | 18,029 | |
| 14 Kalri Canal | 210 | 43,627 | 623 | 44,320 | 44,540 | ... | 465 | 45,005 | ... | 45,005 | ... | 45,005 | ... | ... | 2,634 | 4,634 | |
| 15 Pinyari Canal | 260 | 2,64,067 | 5,015 | 2,69,072 | 2,69,322 | 342 | 4,164 | 2,73,228 | ... | 2,73,228 | ... | 2,73,228 | ... | ... | 15,870 | 15,870 | |
| 16 Indus Canals Right bank. | 229 | 67,766 | 1,922 | 69,718 | 69,977 | ... | 82 | 70,059 | ... | 70,059 | ... | 70,059 | ... | ... | 4,022 | 4,022 | |
| 17 Indus Canals Left bank | 652 | 1,07,022 | 2,229 | 1,09,481 | 1,10,133 | ... | 622 | 1,10,625 | ... | 1,10,625 | ... | 1,10,625 | ... | ... | 6,426 | 6,426 | |
| 18 Sind Canal | 2,229 | 3,12,754 | 8,609 | 3,21,363 | 3,24,122 | 9 | 1,217 | 3,26,018 | ... | 3,26,018 | ... | 3,26,018 | ... | ... | 12,222 | 12,222 | |
| 19 Rajib, Ohiti & Garang | 614 | 1,02,068 | 2,010 | 1,04,068 | 1,04,622 | ... | 349 | 1,05,031 | ... | 1,05,031 | ... | 1,05,031 | ... | ... | 6,161 | 6,161 | |
| 20 Canals in Bohri | 1,552 | 1,64,229 | 4,644 | 1,69,503 | 1,71,055 | 11 | 2,453 | 1,73,519 | ... | 1,73,519 | ... | 1,73,519 | ... | ... | 9,227 | 9,227 | |
| 21 Chiti Canal (a) | ... | ... | ... | ... | ... | ... | ... | ... | ... | ... | ... | ... | ... | ... | ... | ... | |
| 22 Lloyd Barrage (a) | ... | ... | ... | ... | ... | ... | ... | ... | ... | ... | ... | ... | ... | ... | ... | ... | |
| 23 Garkino Canal (a) | ... | ... | ... | ... | ... | ... | ... | ... | ... | ... | ... | ... | ... | ... | ... | ... | |
| 24 Arora Canal (a) | ... | ... | ... | ... | ... | ... | ... | ... | ... | ... | ... | ... | ... | ... | ... | ... | |
| Total, Productive | 2,16,147 | 66,17,402 | 1,61,622 | 67,79,031 | 69,95,172 | 2,229 | 27,263 | 70,26,540 | 1,172 | 70,24,368 | 6,08,522 | 64,90,774 | ... | 4,42,024 | 4,02,256 | 8,50,280 | |
| UNPRODUCTIVE. | | | | | | | | | | | | | | | | | |
| 25 Mahiwah | 2,053 | 1,60,427 | 4,174 | 1,64,611 | 1,66,664 | 20 | 3,556 | 1,70,340 | ... | 1,70,340 | 1,10,427 | 52,943 | ... | ... | 12,024 | 12,024 | |
| 26 Dad Canal | 2,276 | 2,27,472 | 9,127 | 2,36,622 | 2,39,006 | 400 | 1,020 | 2,40,426 | ... | 2,40,426 | (b) 23,202 | 2,56,527 | ... | ... | 22,722 | 22,722 | |
| 27 Nasrat Canal | 202 | 2,22,202 | 14,222 | 2,43,704 | 2,43,912 | 427 | 521 | 2,44,260 | 200 | 2,44,260 | 72,222 | 1,71,706 | ... | ... | 14,610 | 14,610 | |
| 28 Suttah Canal | 19 | 25,414 | 967 | 27,381 | 27,400 | ... | 21 | 27,421 | ... | 27,421 | 16,145 | 21,276 | ... | ... | 2,242 | 2,242 | |
| 29 Baghar Canal | 1,123 | 72,222 | 1,527 | 74,222 | 75,544 | 121 | 3,222 | 72,222 | ... | 72,222 | ... | 72,222 | ... | ... | 4,441 | 4,441 | |
| 30 Beharwah (a) | ... | ... | ... | ... | ... | ... | ... | ... | ... | ... | ... | ... | ... | ... | ... | ... | |
| Total, Unproductive | 6,802 | 8,26,222 | 20,222 | 8,56,716 | 8,62,222 | 922 | 8,622 | 8,72,166 | 200 | 8,71,222 | 2,22,222 | 5,82,222 | ... | ... | 56,217 | 56,217 | |
| Grand Total | 2,22,956 | 74,43,722 | 1,81,822 | 76,35,747 | 78,57,398 | 3,327 | 1,06,222 | 79,67,222 | 1,472 | 79,66,222 | 8,26,222 | 70,72,222 | ... | 4,48,024 | 4,58,473 | 9,06,497 | |
| Works for which only Revenue accounts are kept. | 15,574 | 13,92,021 | 25,415 | 14,24,416 | 14,40,020 | 1,020 | 12,022 | 14,52,122 | ... | 14,52,122 | ... | 14,52,122 | ... | ... | 24,227 | 24,227 | |

(a) Under construction.

(b) The amount of Rs. 5 on account of refunds of revenue is deducted from Gross Revenue Rs. 23,212 and net revenue shown here.

I.-C.

Works in Sind for the year ended 31st March 1923.

Revenue and Working Expenses.

| Working Expenses. | | | | | | | | | | | | | | | Net Revenue. | | |
|--------------------------|------------|----------|----------|-----------|-----------|--------------|------------------|----------------------------|-------------------|-------------------------------|---------------------------------|-----------|----------|-----------|---|-----------|----------------------|
| Maintenance and Repairs. | | | | | | | | | | | | | | | Total Working Expenses on improvements. | Total. | Due to improvements. |
| Establishment | | | Works. | Repairs. | Sundries. | Plantations. | Tools and Plant. | Total cost of Maintenance. | Indirect charges. | Grand Total Working Expenses. | Deduct—Old maintenance charges. | | | | | | |
| Director. | Executive. | Total. | | | | | | | | | Direct. | Indirect. | Total. | | | | |
| 18 | 19 | 20 | 21 | 22 | 23 | 24 | 25 | 26 | 27 | 28 | 29 | 30 | 31 | 32 | 33 | 34 | |
| Rs. | Rs. | Rs. | Rs. | Rs. | Rs. | Rs. | Rs. | Rs. | Rs. | Rs. | Rs. | Rs. | Rs. | Rs. | Rs. | Rs. | |
| ... | 28,012 | 28,012 | 395 | 1,25,117 | ... | 1,061 | 2,613 | 1,52,198 | 7,709 | 4,10,366 | ... | ... | ... | 2,10,366 | 5,62,033 | 5,62,033 | |
| ... | 8,838 | 8,838 | ... | 48,187 | ... | 423 | 1,004 | 58,453 | 2,961 | 65,299 | ... | ... | ... | 65,299 | 1,69,139 | 1,69,139 | |
| ... | 46,025 | 46,025 | 4,155 | 2,48,211 | — 515 | 787 | 5,741 | 3,04,404 | 15,471 | 4,15,433 | 8,757 | 2 | 8,759 | 4,06,674 | 4,27,988 | 4,03,134 | |
| ... | 60,981 | 60,981 | 3,649 | 1,77,494 | — 232 | 2,969 | 3,251 | 2,43,123 | 12,970 | 3,60,045 | 344 | ... | 344 | 3,59,701 | 1,86,824 | 1,83,224 | |
| ... | 93,471 | 93,471 | 51,447 | 2,28,453 | — 723 | 4,657 | 5,286 | 3,22,590 | 35,639 | 5,84,064 | ... | ... | ... | 5,84,064 | 3,39,854 | 3,39,854 | |
| ... | 15,583 | 15,583 | 2,524 | 60,414 | — 84 | 2,475 | 1,264 | 1,08,067 | 5,181 | 1,45,893 | 13,256 | 106 | 13,362 | 1,39,530 | 1,67,871 | 95,427 | |
| ... | 57,123 | 57,123 | 1,217 | 2,00,133 | ... | 2,825 | 4,216 | 2,45,523 | 12,525 | 3,63,040 | 18,560 | 161 | 18,721 | 3,44,199 | 5,94,645 | 5,77,974 | |
| ... | 2,286 | 2,286 | ... | 6,297 | ... | 215 | 103 | 8,301 | 645 | 12,242 | 9,073 | 188 | 9,266 | 4,976 | 15,677 | 7,433 | |
| ... | 17,001 | 17,001 | 1,447 | 44,693 | ... | 2,292 | 767 | 66,200 | 5,105 | 1,02,598 | 22,973 | 427 | 23,405 | 79,193 | 1,09,656 | 66,624 | |
| ... | 8,790 | 8,790 | ... | 15,796 | ... | 699 | 261 | 22,546 | 1,740 | 24,364 | 7,651 | 170 | 7,821 | 25,543 | 27,222 | 16,307 | |
| ... | 72,524 | 72,524 | 13,105 | 1,92,919 | — 4,612 | 1,613 | 3,348 | 2,79,254 | 22,023 | 4,40,716 | 1,14,265 | 2,026 | 1,16,261 | 3,24,355 | 5,45,023 | 4,16,505 | |
| ... | 8,606 | 8,606 | 965 | 23,550 | ... | ... | 383 | 33,509 | 2,630 | 47,488 | 3,380 | 78 | 3,468 | 44,020 | — 1,146 | — 3,604 | |
| ... | 9,208 | 9,208 | 276 | 25,676 | ... | 279 | 415 | 35,854 | 2,840 | 56,786 | ... | ... | ... | 56,786 | 22,448 | 22,448 | |
| ... | 6,833 | 6,833 | 305 | 37,553 | — 23 | ... | 804 | 45,523 | 1,243 | 49,499 | ... | ... | ... | 49,499 | — 4,224 | — 4,224 | |
| ... | 21,643 | 21,643 | 16,173 | 1,02,869 | — 52 | ... | 2,510 | 1,43,148 | 4,220 | 1,63,238 | ... | ... | ... | 1,63,238 | 1,10,590 | 1,10,590 | |
| ... | 3,213 | 3,213 | ... | 21,523 | ... | ... | 444 | 25,820 | 763 | 30,725 | ... | ... | ... | 30,725 | 39,334 | 39,334 | |
| ... | 7,573 | 7,573 | 10,974 | 30,773 | — 39 | ... | 899 | 50,025 | 1,477 | 58,048 | ... | ... | ... | 58,048 | 52,647 | 52,647 | |
| ... | 12,347 | 12,347 | 6,121 | 61,793 | ... | ... | 1,402 | 81,663 | 2,408 | 1,03,009 | ... | ... | ... | 1,03,009 | 2,23,009 | 2,23,009 | |
| ... | 3,141 | 3,141 | ... | 17,277 | ... | ... | 367 | 20,775 | 613 | 27,549 | ... | ... | ... | 27,549 | 77,422 | 77,422 | |
| ... | 14,652 | 14,652 | 421 | 80,167 | — 2,275 | ... | 4,540 | 95,975 | 2,859 | 1,09,791 | ... | ... | ... | 1,09,791 | 63,728 | 63,728 | |
| ... | ... | ... | ... | ... | ... | ... | ... | ... | ... | ... | ... | ... | ... | ... | ... | ... | ... |
| ... | 4,70,970 | 4,70,970 | 1,12,426 | 17,68,204 | — 2,155 | 20,206 | 40,213 | 24,04,674 | 1,47,233 | 34,02,129 | 1,98,269 | 8,222 | 2,01,617 | 22,00,575 | 36,92,170 | 32,90,199 | |
| ... | 12,262 | 12,262 | — 64 | 67,177 | ... | 330 | 1,392 | 81,097 | 2,220 | 95,421 | 21,007 | 273 | 21,280 | 74,141 | 74,215 | — 14,228 | |
| ... | 28,803 | 28,803 | 933 | 1,00,087 | — 44 | 2,524 | 1,794 | 1,51,097 | 6,260 | 1,80,146 | 44,071 | 1,126 | 45,209 | 1,34,937 | 1,60,249 | 1,21,650 | |
| ... | 20,223 | 20,223 | 25 | 82,251 | ... | 5,118 | 1,295 | 1,20,412 | 5,101 | 1,40,123 | 12,255 | 458 | 12,713 | 1,20,215 | 1,04,437 | 51,321 | |
| ... | 2,643 | 2,643 | ... | 14,532 | ... | ... | 300 | 17,421 | 453 | 20,277 | 8,993 | 225 | 9,218 | 11,859 | 17,154 | 10,227 | |
| ... | 6,620 | 6,620 | 1,700 | 25,042 | — 159 | ... | 222 | 44,121 | 1,202 | 49,224 | ... | ... | ... | 49,224 | 22,105 | 22,105 | |
| ... | ... | ... | ... | ... | ... | ... | ... | ... | ... | ... | ... | ... | ... | ... | ... | ... | ... |
| ... | 21,211 | 21,211 | 2,524 | 2,99,796 | — 213 | 14,272 | 5,200 | 4,14,263 | 15,406 | 4,85,991 | 22,426 | 2,029 | 25,515 | 2,90,276 | 3,85,965 | 1,26,076 | |
| ... | 5,62,221 | 5,62,221 | 1,16,020 | 20,68,699 | — 2,262 | 25,273 | 46,022 | 22,12,242 | 1,62,644 | 26,88,083 | 2,21,215 | 5,317 | 2,27,132 | 35,90,261 | 40,72,125 | 34,82,275 | |
| ... | 1,17,724 | 1,17,724 | 20,622 | 4,70,645 | — 27,270 | ... | 2,779 | 5,80,201 | 21,224 | 6,87,162 | ... | ... | ... | 6,87,162 | 7,72,023 | 7,72,023 | |

F. de Ga,
Assistant Accounts Officer.

STATEMENT

Statement showing the Financial Results of Irrigation

| No. | Name of works. | GENERAL FINANCIAL RESULTS TO END OF | | | | | | |
|----------------------------------|-----------------------------|-------------------------------------|-----------------|---|---|---|---|----------------------------------|
| | | Mileage in operation. | | Estimated cost of construction (direct and indirect). | Date of completion of work (P. W. Code II, 1918). | Date when system first came into operation. | Total Capital outlay (direct and indirect). | Accumulated arrears of interest. |
| | | Main canals and branches. | Distributaries. | | | | | |
| 1 | 2 | 3 | 4 | 5 | 6 | 6a | 7 | 8 |
| | | Miles. | Miles. | Rs. | Date. | Date. | Rs. | Rs. |
| PRODUCTIVE. | | | | | | | | |
| 1 | Desert Canal | 290-00 | 39-00 | 27,36,924 | 1891-92 | 1872-73 | 27,36,675 | |
| 2 | Unharwah Canal | 116-00 | 5-00 | 7,91,716 | 1890-91 | 1885-86 | 7,91,716 | |
| 3 | Begari Canal | 192-00 | 52-00 | 24,65,792 | 1890-91 | 1865-56 | 24,65,792 | |
| 4 | Eastern Nara Canal | 638-62 | ... | 92,90,091 | 1897-98 | 1854-55 | 81,24,905 | |
| 5 | Jamrao Canal | 196-00 | 503-50 | 91,77,173 | 1901-02 | 1900-01 | 95,80,506 | |
| 6 | Sukkur do. | 123-10 | 14-72 | 14,86,013 | 1885-86 | 1870-71 | 14,81,311 | |
| 7 | Ghar do. | 163-85 | 145-96 | 6,77,736 | 1878-79 | 1856-57 | 6,66,722 | |
| 8 | Alibhar Kacheri Canal | 58-50 | ... | 1,07,169 | 1875-76 | 1873-74 | 1,07,169 | |
| 9 | Marak Great Canal | 169-90 | ... | 4,55,683 | 1881-82 | 1873-74 | 4,49,569 | |
| 10 | Sarfraswah | 115-43 | ... | 1,24,680 | 1875-76 | 1873-74 | 1,24,680 | |
| 11 | Fuleli Canal | 1,003-00 | ... | 28,83,449 | 1892-93 | 1861-62 | 26,47,543 | |
| 12 | Hasanali do. | 92-00 | ... | 3,04,805 | 1906-07 | 1903-04 | 3,04,805 | |
| 13 | Navlakhi do. | 108-90 | 14-88 | 12,62,554 | Not completed. | | 5,145 | |
| 14 | Kalri Canal | 89-00 | ... | 73,249 | 1921-22 | 1922-23 | 72,588 | 6,982 |
| 15 | Pinyari Canal | 899-00 | ... | 6,36,575 | 1921-22 | 1922-23 | 6,19,264 | |
| 16 | Indus Canals Right Bank | 110-00 | ... | 88,760 | 1921-22 | 1922-23 | 88,760 | |
| 17 | Indus Canals Left bank | 193-00 | ... | 2,58,938 | 1921-22 | 1922-23 | 2,58,938 | |
| 18 | Sind Canal | 133-00 | ... | 8,28,399 | 1921-22 | 1922-23 | 8,28,399 | |
| 19 | Bajib, Chitti and Garang... | 23-00 | ... | 2,63,186 | 1921-22 | 1922-23 | 2,63,186 | |
| 20 | Canals in Rohri | 120-00 | ... | 1,69,067 | 1921-22 | 1922-23 | 1,69,067 | |
| WORKS UNDER CONSTRUCTION. | | | | | | | | |
| 21 | Chitti Canal | ... | ... | 6,134 | Under construction. | | 5,912 | 157 |
| 22 | Lloyd Barrage | ... | ... | (a)11,04,499 | Under construction. | | 8,42,288 | 44,445 |
| 23 | Garkino | ... | ... | 94,736 | Under construction. | | 23,560 | 627 |
| 24 | Arora Canal | ... | ... | 14,337 | Under construction. | | 13,850 | 369 |
| Total, Productive | | 4,339-30 | 775-06 | 3,53,01,655 | ... | ... | 3,26,65,750 | 52,580 |
| UNPRODUCTIVE. | | | | | | | | |
| 25 | Mahiwah | 207-00 | 87-00 | 14,54,524 | 1922-23 | 1901-02 | 14,48,752 | 11,15,300 |
| 26 | Dad Canal | 322-53 | 91-46 | 26,92,095 | 1906-07 | 1901-02 | 26,80,180 | 8,13,585 |
| 27 | Nasrat do. | 216-18 | 69-12 | 18,66,324 | 1906-07 | 1903-04 | 18,65,053 | 4,10,517 |
| 28 | Suttah do. | 87-00 | ... | 1,80,079 | 1909-10 | 1904-05 | 1,80,079 | 45,630 |
| 29 | Baghar do. | 159-00 | ... | 2,35,904 | 1921-22 | 1922-23 | 2,35,904 | |
| WORKS UNDER CONSTRUCTION. | | | | | | | | |
| 30 | Scharwah | ... | ... | 8,79,525 | Under construction. | | 28,932 | 5,098 |
| Total, Unproductive | | 941-71 | 247-58 | 78,08,451 | ... | ... | 64,38,900 | 23,90,130 |
| GRAND TOTAL | | 5,281-01 | 1,022-64 | 4,26,10,116 | ... | ... | 3,91,04,650 | 24,43,710 |

N. B.—Only works for which Capital and Revenue accounts

(a) Estimate for close contouring the area commanded

(b) High percentage is due to the previous capital outlay not brought forward in the

II-C.

Works for, and up to the end of, 1922-23.

| 1922-23. | | FINANCIAL RESULTS OF THE YEAR 1922-23. | | | | | | | | | |
|-------------------------------|--|--|---|--------------|---|---|--|-------------|-----------|-----------------|--|
| Accumulated surplus revenues. | Total sum-at-charge (column 7 + column 8). | Gross receipts (direct and indirect). | Working expenses (direct and indirect). | Net revenue. | Percentage on Capital outlay, column 7. | Percentage on sum-at-charge, column 10. | Interest at 3.252 per cent. on direct Capital outlay to end of 1916-17 & at 5.48 per cent. on subsequent outlay. | Net profit. | Net loss. | Area irrigated. | Percentage of working expenses to receipts (column 11 to column 12). |
| 9 | 10 | 11 | 12 | 13 | 14 | 15 | 16 | 17 | 18 | 19 | 20 |
| Rs. | Rs. | Rs. | Rs. | Rs. | Per cent. | Per cent. | Rs. | Rs. | Rs. | Acres. | Per cent. |
| 34,42,901 | 27,36,675 | 5,72,399 | 2,10,366 | 3,62,033 | 13.23 | 13.28 | 88,641 | 2,73,392 | ... | 2,35,526 | 36.75 |
| 26,10,698 | 7,91,716 | 2,54,438 | 85,298 | 1,69,140 | 21.36 | 21.36 | 25,618 | 1,43,524 | ... | 99,054 | 33.52 |
| 89,63,027 | 24,65,792 | 8,09,608 | 4,06,674 | 4,03,194 | 16.35 | 16.35 | 79,714 | 8,23,420 | ... | 2,84,943 | 50.22 |
| 82,90,403 | 81,24,305 | 5,42,985 | 3,69,701 | 1,83,224 | 2.25 | 2.25 | 2,67,323 | ... | 84,099 | 2,19,753 | 66.25 |
| 5,40,753 | 95,80,506 | 9,23,918 | 5,84,064 | 3,39,854 | 3.55 | 3.55 | 3,11,649 | 23,305 | ... | 2,38,192 | 63.21 |
| 4,55,286 | 14,81,311 | 2,28,957 | 1,32,530 | 96,427 | 6.51 | 6.51 | 47,158 | 49,269 | ... | 87,800 | 57.88 |
| 2,38,37,393 | 6,66,732 | 9,23,173 | 3,44,199 | 5,77,974 | 36.69 | 36.69 | 22,064 | 5,55,910 | ... | 2,63,296 | 37.32 |
| 2,29,292 | 1,07,169 | 12,414 | 4,976 | 7,438 | 6.94 | 6.94 | 6,168 | 2,270 | ... | 12,785 | 40.08 |
| 22,07,901 | 4,43,599 | 1,45,817 | 79,193 | 66,624 | 15.02 | 15.02 | 18,722 | 47,902 | ... | 75,244 | 54.31 |
| 4,26,861 | 1,24,680 | 42,850 | 26,543 | 16,307 | 13.08 | 13.08 | 3,942 | 12,365 | ... | 26,723 | 61.94 |
| 1,05,72,529 | 26,47,543 | 7,41,260 | 3,24,355 | 4,16,905 | 15.75 | 15.75 | 91,396 | 3,25,509 | ... | 4,03,577 | 43.76 |
| 1,19,221 | 3,04,805 | 40,426 | 44,030 | -3,604 | (b) | (b) | 9,641 | ... | 13,245 | 17,403 | 108.91 |
| 88,370 | 5,145 | 1,49,234 | 56,786 | 92,448 | 1,796.85 | 1,796.85 | 170 | 92,278 | ... | 49,160 | 38.05 |
| ... | 79,570 | 45,005 | 49,499 | -4,494 | ... | ... | 2,488 | ... | 6,982 | 15,390 | 09.98 |
| 88,638 | 6,19,264 | 2,73,828 | 1,63,238 | 1,10,690 | 17.86 | 17.86 | 21,957 | 88,633 | ... | 1,02,183 | 59.61 |
| 86,479 | 88,760 | 70,059 | 30,725 | 39,334 | 44.31 | 44.31 | 3,855 | 35,479 | ... | 31,834 | 43.85 |
| 43,383 | 2,58,938 | 1,10,695 | 58,048 | 52,647 | 20.33 | 20.33 | 9,364 | 43,283 | ... | 39,508 | 52.44 |
| 1,93,626 | 8,23,399 | 3,26,018 | 1,03,009 | 2,23,009 | 26.92 | 26.92 | 29,383 | 1,93,626 | ... | 83,000 | 31.60 |
| 68,663 | 2,63,186 | 1,06,031 | 27,549 | 77,482 | 21.84 | 21.84 | 8,319 | 68,663 | ... | 24,008 | 26.23 |
| 57,135 | 1,69,067 | 1,73,519 | 1,09,791 | 63,728 | 37.69 | 37.69 | 6,593 | 57,135 | ... | 63,961 | 63.27 |
| ... | 6,069 | ... | ... | ... | ... | ... | 157 | ... | 157 | ... | ... |
| ... | 8,86,733 | ... | ... | ... | ... | ... | 32,190 | ... | 32,190 | ... | ... |
| ... | 24,187 | ... | ... | ... | ... | ... | 627 | ... | 627 | ... | ... |
| ... | 14,219 | ... | ... | ... | ... | ... | 369 | ... | 369 | ... | ... |
| 5,72,71,959 | 3,27,18,330 | 64,90,774 | 32,00,574 | 32,90,200 | 10.07 | 10.06 | 10,87,006 | 22,03,194 | ... | 23,73,345 | 49.31 |
| ... | 25,64,052 | 59,843 | 74,141 | -14,293 | ... | ... | 46,156 | ... | 60,454 | 67,150 | 123.89 |
| ... | 34,93,765 | 2,56,587 | 1,34,937 | 1,21,650 | 4.58 | 3.48 | 85,620 | 36,030 | ... | 1,17,859 | 52.59 |
| ... | 22,75,570 | 1,71,706 | 1,20,315 | 51,391 | 2.75 | 2.26 | 59,904 | ... | 8,513 | 79,784 | 74.15 |
| ... | 2,25,709 | 21,286 | 11,059 | 10,227 | 5.68 | 4.63 | 5,787 | 4,440 | ... | 12,961 | 51.95 |
| 21,296 | 2,35,904 | 79,030 | 49,924 | 29,106 | 12.34 | 12.34 | 7,810 | 21,296 | ... | 28,996 | 63.17 |
| ... | 34,030 | ... | ... | ... | ... | ... | 1,573 | ... | 1,573 | ... | ... |
| 21,296 | 88,29,030 | 5,88,452 | 3,90,376 | 1,98,076 | 3.08 | 2.24 | 2,06,850 | ... | 8,774 | 3,06,750 | 66.34 |
| 5,72,93,255 | 4,15,47,860 | 70,79,226 | 35,90,910 | 34,83,276 | 9.92 | 8.39 | 12,93,856 | 21,94,420 | ... | 26,80,095 | 50.72 |

are kept should be included in this return.
 by the Lloyd Barrage Canal Project.
 Administrative accounts as the orders of Government regarding reclassification are awaited.

F. de Ga,
 Assistant Accounts Officer.

STATEMENT III-C.

Demands and Realizations during the year 1922-1923 in Sind.

| Irrigation Works. | | Balance of demands unrealized at commencement of year. (a) | Demands of year. | Total. | Deduct—Remissions including Cash Refunds. | Net Total. | Deduct—Amount unrealized at close of year. | Actual Total Receipts of year. | Deduct—Share due to old Irrigation. | Total Revenue due to Improvements. |
|-------------------|----------------------------|--|------------------|-----------|---|------------|--|--------------------------------|-------------------------------------|------------------------------------|
| 1. | | 2 | 3 | 4 | 5 | 6 | 7 | 8 | 9 | 10 |
| | PRODUCTIVE. | Rs. | Rs. | Rs. | Rs. | Rs. | Rs. | Rs. | Rs. | Rs. |
| 1 | Desert Canal | 18,192 | 5,70,608 | 5,88,795 | 1,068 | 5,87,732 | 15,838 | 5,72,899 | ... | 5,72,899 |
| 2 | Unharwāh | 253 | 2,54,865 | 2,54,618 | ... | 2,54,618 | 180 | 2,54,438 | ... | 2,54,438 |
| 3 | Begāri Canal | 10,857 | 8,46,147 | 8,57,004 | 684 | 8,56,370 | 12,849 | 8,43,421 | 83,618 | 8,09,808 |
| 4 | Eastern Nāra Canals | 12,287 | 5,40,980 | 5,53,267 | 10 | 5,53,257 | 6,888 | 5,46,369 | 3,444 | 5,42,925 |
| 5 | Jāmrāo Canal | 43,207 | 8,83,157 | 9,26,364 | 159 | 9,26,205 | 2,257 | 9,23,918 | ... | 9,23,918 |
| 6 | Sukkur Canal | 104 | 3,13,767 | 3,13,871 | ... | 3,13,871 | 108 | 3,13,763 | 84,806 | 2,28,957 |
| 7 | Ghār Canal | -2,546 | 10,59,887 | 10,56,841 | 174 | 10,56,667 | -1,018 | 10,57,685 | 1,35,512 | 9,22,173 |
| 8 | Alibahar Kacheri Canal... | 1,279 | 28,681 | 29,960 | ... | 29,960 | 41 | 29,919 | 17,505 | 12,414 |
| 9 | Marak Great Canal | 7,919 | 1,97,753 | 2,05,672 | ... | 2,05,672 | 418 | 2,05,254 | 59,437 | 1,45,817 |
| 10 | Sarfranzwah | 10,652 | 56,185 | 66,837 | 12 | 66,825 | 5,169 | 61,656 | 18,806 | 42,850 |
| 11 | Fuleli Canal | 23,511 | 9,72,427 | 9,95,938 | 1,720 | 9,94,218 | 8,409 | 9,85,809 | 2,44,549 | 7,41,260 |
| 12 | Hasanali Canal | 1,255 | 46,925 | 48,180 | ... | 48,180 | 1,838 | 46,342 | 5,916 | 40,426 |
| 13 | Naulakhi Canal | 1,881 | 1,49,980 | 1,51,861 | 11 | 1,51,850 | 2,116 | 1,49,734 | ... | 1,49,234 |
| 14 | Kalri Canal | 7,180 | 41,818 | 48,998 | ... | 48,998 | 3,993 | 45,005 | ... | 45,005 |
| 15 | Pinyari Canal | 5,317 | 2,74,033 | 2,79,350 | ... | 2,79,350 | 5,522 | 2,73,823 | ... | 2,73,823 |
| 16 | Indus Canals Right Bank | 1,940 | 69,972 | 71,912 | ... | 71,912 | 1,853 | 70,059 | ... | 70,059 |
| 17 | Indus Canals Left Bank... | -1,157 | 1,08,849 | 1,07,692 | ... | 1,07,692 | -3,003 | 1,10,695 | ... | 1,10,695 |
| 18 | Sind Canal | 383 | 3,28,242 | 3,28,625 | ... | 3,28,625 | 2,607 | 3,26,018 | ... | 3,26,018 |
| 19 | Rajib, Chiti and Garang... | 203 | 1,05,214 | 1,05,417 | ... | 1,05,417 | 386 | 1,05,031 | ... | 1,05,031 |
| 20 | Canals in Rohri | 609 | 1,74,139 | 1,74,748 | ... | 1,74,748 | 1,229 | 1,73,519 | ... | 1,73,519 |
| | Total | 1,42,826 | 70,22,624 | 71,65,450 | 3,783 | 71,61,667 | 67,305 | 70,94,362 | 6,03,588 | 64,90,774 |
| | UNPRODUCTIVE. | ... | ... | ... | ... | ... | ... | ... | ... | ... |
| 25 | Mahiwāh Canal | 14 | 1,70,099 | 1,70,113 | ... | 1,70,113 | -227 | 1,70,340 | 1,10,497 | 59,843 |
| 26 | Dād Canal | 7,974 | 3,44,346 | 3,52,320 | 42 | 3,52,278 | 11,783 | 3,40,495 | 83,908(b) | 2,56,587 |
| 27 | Nasrat Canal | 11,754 | 2,39,438 | 2,51,192 | 2,082 | 2,49,110 | 4,550 | 2,44,560 | 72,854 | 1,71,706 |
| 28 | Sattah Canal | 41 | 37,429 | 37,470 | ... | 37,470 | 39 | 37,431 | 16,145 | 21,286 |
| 29 | Baghar Canal | 787 | 78,433 | 79,190 | ... | 79,190 | 160 | 79,030 | ... | 79,030 |
| | Total | 20,540 | 8,69,745 | 8,90,285 | 2,124 | 8,88,161 | 16,305 | 8,71,856 | 2,83,404 | 5,88,452 |
| | GRAND TOTAL | 1,63,366 | 78,92,369 | 80,55,735 | 5,907 | 80,49,828 | 83,610 | 79,66,218 | 8,86,992 | 70,79,226 |

(a) Correct balances as now reported by the Revenue Officers in Canal Returns Nos. VIII-A and IX.

(b) The amount of Rs. 5 on account of refunds of revenue is deducted from Gross Revenue Rs. 63,913 and net revenue shown here.

F. de Ga,
Assistant Accounts Officer.

STATEMENT IV-C

STATEMENT

Statement showing the Financial Results of Irrigation Works in Sind

Principal Results of Operations

| Irrigation Works. | Capital Outlay (direct and indirect) to end of year. | REVENUE ASSESSED | | | | | |
|-----------------------------------|--|------------------|--------------|----------------|----------|--|---|
| | | Direct Revenue. | | | | Indirect Revenue Revenue due to operational. | |
| | | Occupier's rate. | Plantations. | Miscellaneous. | Total. | Share of Land Revenue. | 4 per cent. on 9/10ths of proceeds from sale of occupancy rights in waste or other lands up to end of year. |
| 1 | 2 | 3 | 4 | 5 | 6 | 7 | 8 |
| PRODUCTIVE. | Rs. | Rs. | Rs. | Rs. | Rs. | Rs. | Rs. |
| 1 Desert Canal | 27,36,675 | 1,08,288 | 100 | 6,106 | 1,14,444 | 4,53,865 | 2,294 |
| 2 Unharwáh | 7,91,716 | 183 | 51 | 1,682 | 1,921 | 2,49,330 | 3,114 |
| 3 Begári Canal | 24,65,793 | 35,253 | 29 | 6,311 | 41,593 | 7,94,369 | 10,185 |
| 4 Eastern Nára Canals | 81,24,805 | 2,419 | 389 | 10,647 | 13,455 | 5,21,880 | 5,645 |
| 5 Jámrao Canal | 95,80,506 | 1,588 | 635 | 20,853 | 23,076 | 7,82,139 | 77,942 |
| 6 Sukkur do. | 14,81,311 | 1,403 | 8 | 3,433 | 4,844 | 3,08,030 | 893 |
| 7 Ghár do. | 6,66,722 | 5,021 | 472 | 11,373 | 16,866 | 10,34,894 | 7,627 |
| 8 Alibahar Kacheri Canal | 1,07,169 | 363 | ... | 567 | 980 | 26,311 | 840 |
| 9 Marak Great do. | 4,43,569 | 2,434 | 120 | 2,997 | 5,551 | 1,88,651 | 3,551 |
| 10 Sarfraswah | 1,24,680 | 1,033 | 42 | 1,308 | 2,433 | 52,367 | 1,885 |
| 11 Fuleli Canal | 26,47,543 | 34,421 | 191 | 21,377 | 56,489 | 8,94,502 | 21,436 |
| 12 Hasanali do. | 3,04,805 | 253 | ... | 475 | 733 | 45,446 | 746 |
| 13 Navlákhí do. | 5,145 | 523 | ... | 442 | 964 | 1,48,298 | 718 |
| 14 Kalri do. | 72,533 | 220 | ... | 465 | 685 | 40,500 | 633 |
| 15 Pinyari do. | 6,19,264 | 1,296 | 342 | 4,164 | 5,802 | 2,63,216 | 5,015 |
| 16 Indus Canals Right Bank... .. | 88,760 | 292 | ... | 82 | 374 | 67,646 | 1,252 |
| 17 Indus Canals Left Bank | 2,58,938 | 37 | ... | 562 | 599 | 1,03,861 | 2,339 |
| 18 Sind Canal | 8,28,399 | 3,635 | 9 | 1,317 | 61 | 3,14,172 | 3,609 |
| 19 Bagih, Chiti and Garang | 2,63,186 | 752 | ... | 349 | 1,101 | 1,02,103 | 2,010 |
| 20 Canals in Rohri | 1,69,067 | 1,849 | 11 | 2,453 | 4,313 | 1,65,182 | 4,644 |
| Total | 3,17,30,140 | 2,01,272 | 2,399 | 97,963 | 3,01,634 | 65,59,362 | 1,61,628 |
| UNPRODUCTIVE. | | | | | | | |
| 25 Mahiwáh Canal | 14,48,752 | 1,827 | 20 | 3,656 | 5,503 | 1,60,422 | 4,174 |
| 26 Dád Canal | 26,80,180 | 2,166 | 400 | 1,090 | 3,656 | 3,31,533 | 9,157 |
| 27 Nasrat do. | 18,65,053 | 180 | 427 | 521 | 1,128 | 2,23,311 | 14,499 |
| 28 Suttah do. | 1,80,079 | 16 | ... | 31 | 47 | 36,415 | 967 |
| 29 Baghar do. | 2,35,904 | 779 | 121 | 3,365 | 4,265 | 72,631 | 1,537 |
| Total | 64,09,968 | 4,968 | 968 | 8,663 | 14,599 | 8,24,812 | 30,334 |
| GRAND TOTAL | 3,81,90,108 | 2,06,240 | 3,367 | 1,06,626 | 3,16,233 | 73,84,174 | 1,91,962 |

(a) No percentage is calculated as the net revenue against the work is a minus figure.

IV-C.

for the year ended 1922-1923, based on the Assessment of the year.

for the year ended 31st March 1923.

| DURING THE YEAR. | | | | | WORKING EXPENSES. | | | NET REVENUE OF THE YEAR. | | Percentage on Capital Outlay to end of year (improvements only), |
|------------------|---------------------|--------------|-------------------------------------|------------------------------------|-------------------------------------|---------------------------------|---|--------------------------|----------------------|--|
| —Land on of | Refunds of Revenue. | Grand Total. | Deduct—Share due to old Irrigation. | Total Revenue due to Improvements. | Total Charges, direct and indirect. | Deduct—Old Maintenance Charges. | Total—Working Expenses or Improvements. | Total. | Due to Improvements. | |
| 9 | 10 | 11 | 12 | 13 | 14 | 15 | 16 | 17 | 18 | |
| Rs. | Rs. | Rs. | Rs. | Rs. | Rs. | Rs. | Rs. | Rs. | Rs. | Rs. |
| 4,56,159 | ... | 5,70,603 | ... | 5,70,603 | 2,10,366 | ... | 2,10,366 | 3,60,237 | 3,60,237 | 13.16 |
| 2,52,444 | ... | 2,54,365 | .. | 2,54,365 | 85,299 | ... | 85,299 | 1,69,066 | 1,69,066 | 21.85 |
| 3,04,554 | 147 | 3,46,000 | 38,613 | 3,12,387 | 4,15,433 | 8,759 | 4,06,674 | 4,30,507 | 4,05,713 | 16.46 |
| 6,27,525 | 10 | 5,40,970 | 3,444 | 5,37,526 | 3,60,045 | 344 | 3,59,701 | 1,80,925 | 1,77,825 | 2.19 |
| 8,60,081 | 159 | 8,82,998 | ... | 8,82,998 | 5,84,064 | ... | 5,84,064 | 2,98,934 | 2,98,934 | 8.12 |
| 3,08,923 | ... | 3,18,767 | 84,806 | 2,28,961 | 1,45,892 | 13,362 | 1,32,530 | 1,67,875 | 96,431 | 6.61 |
| 10,42,521 | ... | 10,59,387 | 1,35,512 | 9,23,875 | 3,63,040 | 18,841 | 3,44,199 | 6,96,347 | 5,79,676 | 36.94 |
| 27,751 | ... | 28,631 | 17,505 | 11,176 | 14,242 | 9,266 | 4,976 | 14,439 | 6,200 | 5.79 |
| 1,92,203 | ... | 1,97,753 | 59,437 | 1,38,316 | 1,02,598 | 23,405 | 79,193 | 95,155 | 59,123 | 13.33 |
| 53,762 | ... | 56,185 | 18,806 | 37,379 | 34,364 | 7,821 | 26,543 | 21,821 | 10,836 | 8.69 |
| 9,15,938 | 862 | 9,71,535 | 2,44,549 | 7,27,016 | 4,40,716 | 1,16,361 | 3,24,355 | 5,30,849 | 4,02,661 | 15.21 |
| 46,192 | .. | 46,925 | 5,916 | 41,009 | 47,488 | 3,458 | 44,030 | —563 | —3,021 | (a) |
| 1,49,016 | ... | 1,49,980 | ... | 1,49,980 | 56,786 | ... | 56,786 | 93,194 | 93,194 | 1811.35 |
| 41,133 | ... | 41,818 | ... | 41,818 | 49,499 | ... | 49,499 | —7,681 | —7,681 | (a) |
| 2,68,231 | ... | 2,74,033 | ... | 2,74,033 | 1,63,233 | ... | 1,63,233 | 1,10,795 | 1,10,795 | 17.89 |
| 69,593 | ... | 69,972 | ... | 69,972 | 30,725 | ... | 30,725 | 39,247 | 39,247 | 44.23 |
| 1,08,250 | ... | 1,08,849 | ... | 1,08,849 | 53,043 | ... | 58,043 | 50,801 | 50,801 | 19.62 |
| 3,22,781 | .. | 3,28,242 | ... | 3,28,242 | 1,03,009 | ... | 1,03,009 | 2,25,233 | 2,25,233 | 27.19 |
| 1,04,113 | ... | 1,05,214 | ... | 1,05,214 | 27,549 | ... | 27,549 | 77,665 | 77,665 | 29.51 |
| 1,69,826 | ... | 1,74,139 | ... | 1,74,139 | 1,09,791 | ... | 1,09,791 | 64,348 | 64,348 | 38.06 |
| 67,20,990 | 1,178 | 70,21,446 | 6,03,588 | 64,17,858 | 34,02,192 | 2,01,617 | 32,00,575 | 36,19,254 | 32,17,283 | 10.12 |
| 1,64,566 | ... | 1,70,099 | 1,10,497 | 59,602 | 95,421 | 21,280 | 74,141 | 74,678 | —14,539 | (a) |
| 3,40,690 | ... | 3,44,346 | 83,908 | 2,60,438 | 1,80,146 | 45,209 | 1,34,937 | 1,64,200 | 1,25,501 | 4.68 |
| 2,33,310 | 800 | 2,39,138 | 72,354 | 1,66,234 | 1,40,123 | 19,308 | 1,20,815 | 99,015 | 45,969 | 2.46 |
| 37,382 | ... | 37,429 | 16,145 | 21,284 | 20,277 | 9,218 | 11,059 | 17,152 | 10,225 | 5.68 |
| 74,168 | ... | 78,433 | ... | 78,433 | 49,924 | ... | 49,924 | 28,509 | 28,509 | 1.21 |
| 8,55,146 | 800 | 8,69,443 | 2,33,404 | 6,36,041 | 4,35,891 | 95,515 | 3,90,376 | 3,33,554 | 1,95,665 | 3.05 |
| 75,76,136 | 1,478 | 78,90,891 | 8,86,992 | 70,03,899 | 38,83,083 | 2,97,132 | 35,90,951 | 40,02,808 | 34,12,943 | 8.94 |

F. de Ga,
Assistant Accounts Officer.

General Abstract of Financial Results of Irrigation

| PRODUCTIVE. | | | | | | | | | | | | |
|------------------------|-------------|-----------|--------------|---------------|---------------|---------------|-------------|-------------------------|--------------------|--------------|--------------|------------------|
| | Desert. | Unharwāh | Begār Canal. | Eastern Nāra. | Jāmrūd Canal. | Sukkur Canal. | Qhār Canal. | Allbahār Kacheri Canal. | Marak Great Canal. | Sar-frazwāh. | Fuloh Canal. | Hasan-ali Canal. |
| | Rs. | Rs. | Rs. | Rs. | Rs. | Rs. | Rs. | Rs. | Rs. | Rs. | Rs. | Rs. |
| <i>Capital Outlay.</i> | | | | | | | | | | | | |
| <i>During year—</i> | | | | | | | | | | | | |
| Direct | 1,320 | 2,804 | -1,220 | 6,08,608 | 4,69,068 | 42,263 | 22,177 | ... | 8,916 | ... | 2,51,444 | ... |
| Indirect | 89 | 82 | -86 | 23,313 | 14,622 | 1,245 | 830 | ... | 386 | ... | 11,698 | ... |
| Total | 1,359 | 2,866 | -1,256 | 6,31,921 | 4,83,690 | 43,498 | 29,007 | ... | 9,302 | ... | 2,63,142 | ... |
| <i>To end of year—</i> | | | | | | | | | | | | |
| Direct | 28,56,621 | 7,70,854 | 28,86,873 | 78,48,866 | 92,97,036 | 14,18,305 | 6,32,369 | 1,03,430 | 4,27,072 | 1,18,559 | 25,50,269 | 2,39,929 |
| Indirect | 80,054 | 20,862 | 78,919 | 2,75,910 | 2,83,470 | 63,006 | 94,353 | 3,739 | 15,897 | 6,121 | 97,274 | 14,876 |
| Total | 27,36,675 | 7,91,716 | 24,65,792 | 81,24,305 | 95,80,506 | 14,81,311 | 6,66,722 | 107,169 | 4,42,969 | 1,24,680 | 26,47,543 | 3,04,805 |
| <i>Gross Revenue.</i> | | | | | | | | | | | | |
| <i>During year—</i> | | | | | | | | | | | | |
| Direct | 1,16,237 | 1,994 | 38,793 | 15,142 | 23,198 | 4,829 | 17,134 | 1,520 | 7,268 | 4,381 | 66,723 | 432 |
| Indirect | 4,56,162 | 2,52,444 | 7,71,015 | 5,27,783 | 9,00,720 | 2,24,128 | 9,05,039 | 10,694 | ... | 38,469 | 6,74,537 | 39,904 |
| Total | 5,72,399 | 2,54,438 | 8,09,808 | 5,42,925 | 9,23,918 | 2,28,957 | 9,22,173 | 12,214 | 1,45,917 | 42,850 | 7,41,260 | 40,426 |
| <i>To end of year—</i> | | | | | | | | | | | | |
| Direct | 25,34,861 | 30,711 | 15,18,288 | 14,18,771 | 10,95,876 | 1,24,670 | 6,29,634 | 36,359 | 1,79,022 | 1,12,810 | 20,49,912 | 11,808 |
| Indirect | 86,70,127 | 50,90,391 | 1,80,69,735 | 2,31,91,030 | 1,50,50,934 | 63,50,440 | 3,38,38,950 | 3,87,865 | 86,50,219 | 12,53,957 | 2,19,62,710 | 7,32,469 |
| Total | 1,12,04,988 | 51,21,692 | 1,96,88,023 | 2,46,09,801 | 1,61,46,809 | 64,85,110 | 3,44,68,584 | 3,74,224 | 89,29,241 | 13,66,867 | 2,40,12,622 | 7,43,777 |

Works in Sind for, and to end of, 1922-1923.

PRODUCTIVE.

| Pinyari. | Kalri. | Indus Canals Right Bank. | Indus Canals Left Bank. | Canals in Rohri. | Sind Canal. | Garkino-wah. | Garang Bajit and Chitti. | Chitti Canal. | Lloyd Barrage. | Arore Canal. | Maulakhi. | Total, Productive. |
|----------|--------|--------------------------|-------------------------|------------------|-------------|--------------|--------------------------|---------------|----------------|--------------|-----------|--------------------|
| Rs. | Rs. | Rs. | Rs. | Rs. | Rs. | Rs. | Rs. | Rs. | Rs. | Rs. | Rs. | Rs. |
| 12,845 | 808 | --- | --- | --- | --- | 22,888 | --- | 5,742 | 4,14,410 | 13,454 | --- | 18,82,109 |
| 394 | 26 | --- | --- | --- | --- | 874 | --- | 179 | 25,038 | 396 | --- | 78,873 |
| 13,239 | 834 | --- | --- | --- | --- | 23,762 | --- | 5,921 | 4,39,448 | 13,850 | --- | 19,60,980 |
| 6,09,488 | 71,318 | 86,927 | 2,52,978 | 1,56,363 | 8,18,162 | 22,888 | 2,59,516 | 5,742 | 7,94,537 | 13,454 | 5,112 | 8,16,00,670 |
| 15,781 | 1,870 | 1,835 | 5,900 | 2,684 | 10,217 | 874 | 3,070 | 170 | 47,781 | 396 | 83 | 10,65,060 |
| 6,19,264 | 72,689 | 88,700 | 2,58,938 | 1,59,067 | 8,28,399 | 23,762 | 2,59,166 | 5,912 | 8,42,288 | 13,850 | 5,145 | 8,26,65,750 |
| 4,756 | 675 | 341 | 1,214 | 4,016 | 4,855 | --- | 963 | --- | --- | --- | 877 | 8,15,138 |
| 2,69,072 | 44,330 | 69,718 | 1,09,481 | 1,69,503 | 8,21,363 | --- | 1,04,068 | --- | --- | --- | 1,48,387 | 61,75,636 |
| 2,73,328 | 45,005 | 70,059 | 1,10,695 | 1,73,519 | 8,26,018 | --- | 1,05,081 | --- | --- | --- | 1,49,324 | 64,90,774 |
| 4,756 | 675 | 341 | 1,214 | 4,016 | 4,855 | --- | 963 | --- | --- | --- | 877 | 97,69,318 |
| 2,69,072 | 44,330 | 62,718 | 1,09,481 | 1,69,503 | 8,21,368 | --- | 1,49,068 | --- | --- | --- | 1,48,387 | 12,94,90,200 |
| 2,73,328 | 45,005 | 70,059 | 1,10,695 | 1,73,519 | 8,26,018 | --- | 1,05,081 | --- | --- | --- | 1,49,324 | 14,91,90,527 |

General Abstract of Financial Results of Irrigation

| UNPRODUCTIVE. | | | | | | | |
|------------------------|-----------|------------|---------------|---------------|----------|-----------|----------------------|
| | Mahwah. | Dud Canal. | Nasrat Canal. | Suttah Canal. | Baghar. | Scharwah. | Total, Unproductive. |
| <i>Capital Outlay.</i> | Rs. | Rs. | Rs. | Rs. | Rs. | Rs. | Rs. |
| <i>During year—</i> | | | | | | | |
| Direct | 8,816 | 20,015 | 2,803 | | | -636 | 30,098 |
| Indirect | 253 | 806 | 122 | | | -18 | 1,222 |
| Total | 9,069 | 20,821 | 2,925 | | | -654 | 52,320 |
| <i>To end of year—</i> | | | | | | | |
| Direct | 13,89,708 | 25,85,578 | 18,06,847 | 1,74,036 | 2,80,670 | 28,995 | 62,15,426 |
| Indirect | 59,044 | 94,602 | 59,206 | 6,051 | 5,034 | 537 | 2,23,474 |
| Total | 14,48,752 | 26,80,180 | 18,66,053 | 1,80,079 | 2,85,704 | 29,532 | 64,38,900 |
| <i>Gross Revenue.</i> | | | | | | | |
| <i>During year—</i> | | | | | | | |
| Direct | 4,267 | 1,056 | 125 | - 8 | 4,639 | | 10,079 |
| Indirect | 55,576 | 2,55,531 | 1,71,581 | 21,294 | 74,391 | | 5,78,373 |
| Total | 59,843 | 2,56,587 | 1,71,706 | 21,286 | 79,030 | | 5,88,452 |
| <i>To end of year—</i> | | | | | | | |
| Direct | 47,204 | 41,128 | 15,169 | 1,648 | 4,639 | | 1,09,768 |
| Indirect | 11,81,835 | 32,64,560 | 31,15,653 | 2,56,527 | 74,391 | | 78,92,460 |
| Total | 12,28,539 | 33,05,708 | 31,30,816 | 2,58,175 | 79,030 | | 80,02,268 |

Works in Sind for, and to end of, 1922-1923.—continued.

15—OTHER REVENUE EXPENDITURE FINANCED FROM ORDINARY REVENUES.

WORKS FOR WHICH ONLY REVENUE ACCOUNTS ARE KEPT.

| WORKS FOR WHICH ONLY REVENUE ACCOUNTS ARE KEPT. | | | | | | | | | | | | | Expenditure— | | Receipts | |
|---|-------------|----------------------------|------------------------|--------------------------|---------------------|---------------|----------------|-------------------------|-----------------------------|-------------------------|-----------------|--------|--|-----|----------|--|
| Begari Canal. | Ghar Canal. | Shikarpur Canals District. | Western Nara District. | Karachi Canals District. | Karachi Build-ings. | Eastern Nara. | Jam-aro Canal. | Nasrat Canals District. | Hyder-abad Canals District. | Fuleli Canals District. | Lloyd Bar-rage. | Total. | Rs. | Rs. | | |
| | | | | | | | | | | | | | BEGARI CANALS DISTRICT. | | | |
| | | | | | | | | | | | | | Constructing Damadams sluices along Gouspur loop (miles 2/0, 4/0, 4/5, and 11/4)—Works ... 4,890 | | | |
| | | | | | | | | | | | | | Kashmore bund—Works ... 124 | | | |
| | | | | | | | | | | | | | Do. do.—Repairs ... 1,06,110 | | | |
| | | | | | | | | | | | | | Begari canal—Repairs ... 5,883 | | | |
| | | | | | | | | | | | | | Establishment ... 19,478 | | | |
| | | | | | | | | | | | | | Tools and plant ... 2,211 | | | |
| | | | | | | | | | | | | | Share of collection charges ... 3,966 | | | |
| | | | | | | | | | | | | | Direct Receipts ... 4,151 | | | |
| | | | | | | | | | | | | | Irrigation share of consolidated revenue ... 49,038 | | | |
| | | | | | | | | | | | | | 4 per cent. on $\frac{2}{3}$ the proceeds from sale of occupancy rights in lands up to end of 1920-21 and 5/8 on subsequent receipts ... 400 | | | |
| | | | | | | | | | | | | | Total ... 1,38,122 46,534 | | | |
| | | | | | | | | | | | | | SHIKARPUR CANALS DISTRICT. | | | |
| | | | | | | | | | | | | | Maintenance of steamers and gauges and gauging the river Indus—Repairs ... -516 | | | |
| | | | | | | | | | | | | | Repairs to Indus river commis-sion Store room ... 237 | | | |
| | | | | | | | | | | | | | Maintenance of Indus river com-mission steam launches of 1922-23—Repairs ... 30,855 | | | |
| | | | | | | | | | | | | | Annual repairs to Indus river commission office at Kotri—Repairs ... 568 | | | |
| | | | | | | | | | | | | | Repairs to store room for dynamite at Kotri—Repairs ... 64 | | | |
| | | | | | | | | | | | | | Repairs to gauge walls at Kotri—Repairs ... 180 | | | |
| | | | | | | | | | | | | | Sukkur-Begari bund—Works ... 5,715 | | | |
| | | | | | | | | | | | | | Do. do.—Repairs ... 3,47,152 | | | |
| | | | | | | | | | | | | | Constructing dangerous petrol storage room in the compound of the Sub-divisional office at Sukkur—Works ... 1,514 | | | |
| | | | | | | | | | | | | | Repairs to Sub-divisional office ... 16 | | | |
| | | | | | | | | | | | | | Repairs to beacon, Season 1922-23 ... 90 | | | |
| | | | | | | | | | | | | | Repairs to bund in Shikarpur Canals District ... 47,719 | | | |
| | | | | | | | | | | | | | Repairs to Garkino canal ... 306 | | | |
| | | | | | | | | | | | | | Recording floods through fail-way openings between Rohri and Rati—Repairs ... 267 | | | |
| | | | | | | | | | | | | | Mahiwah—Works ... 88 | | | |
| | | | | | | | | | | | | | Do. —Repairs ... 10,087 | | | |
| | | | | | | | | | | | | | Establishment ... 62,702 | | | |
| | | | | | | | | | | | | | Tools and plant ... 6,923 | | | |
| | | | | | | | | | | | | | Share of collection charges ... 10,646 | | | |
| | | | | | | | | | | | | | Direct receipts ... 3,131 | | | |
| | | | | | | | | | | | | | Irrigation share of consolidated revenue ... 1,96,654 | | | |
| | | | | | | | | | | | | | 4 per cent. on $\frac{2}{3}$ the proceeds from sale of occupancy rights in lands up to end of 1920-21 and 5/8 on subsequent receipts ... 1,759 | | | |
| | | | | | | | | | | | | | Total ... 4,24,518 1,41,534 | | | |
| | | | | | | | | | | | | | GHAR CANALS DISTRICT. | | | |
| | | | | | | | | | | | | | Improving Bajna-Agani bund—Works ... 2,313 | | | |
| | | | | | | | | | | | | | Raising loop 1,000 behind Mitho Phulia bunds, miles 50/4 up to 82/0 in Ghar bunds—Works ... 5,000 | | | |
| | | | | | | | | | | | | | Raising and strengthening loop bund of 1901 behind mile 82/6 to 86/1—Works ... 14,988 | | | |
| | | | | | | | | | | | | | Maintenance and repairs to Ghar bunds ... 15,007 | | | |
| | | | | | | | | | | | | | Sukkur Canal—Repairs ... 4,021 | | | |
| | | | | | | | | | | | | | Ghar Canal—Repairs ... 4,185 | | | |
| | | | | | | | | | | | | | Establishment ... 8,531 | | | |
| | | | | | | | | | | | | | Tools and plant ... 770 | | | |
| | | | | | | | | | | | | | Share of collection charges ... 22,107 | | | |
| | | | | | | | | | | | | | Direct Receipts ... 448 | | | |
| | | | | | | | | | | | | | Irrigation share of consolidated revenue ... 2,23,538 | | | |
| | | | | | | | | | | | | | 4 per cent. on $\frac{2}{3}$ the proceeds from sale of occupancy rights in lands up to end of 1920-21 and 5/8 on subsequent receipts ... 36 | | | |
| | | | | | | | | | | | | | Total ... 76,932 2,23,017 | | | |
| | | | | | | | | | | | | | KARACHI CANALS DISTRICT. | | | |
| | | | | | | | | | | | | | Raising Aghmani Baphi—Works ... 26,301 | | | |
| | | | | | | | | | | | | | Raising Belo loop—Works ... 84,684 | | | |
| | | | | | | | | | | | | | Constructing new Muhari along Kokawan bund—Works ... 648 | | | |
| | | | | | | | | | | | | | Additions and Alterations to the Signallers quarters at Sujawal—Works ... 942 | | | |
| | | | | | | | | | | | | | Beghar Uchito bund—Works ... 34,440 | | | |
| | | | | | | | | | | | | | Mulchand Shahabund bund—Works ... 90,327 | | | |
| | | | | | | | | | | | | | Bunds, right bank—Repairs ... 2,47,466 | | | |
| | | | | | | | | | | | | | Bunds, left bank—Repairs ... 28,565 | | | |
| | | | | | | | | | | | | | Suttah canal—Works ... 1,994 | | | |
| | | | | | | | | | | | | | Do. —Repairs ... 4,267 | | | |
| | | | | | | | | | | | | | Establishment ... 26,920 | | | |
| | | | | | | | | | | | | | Tools and plant ... 11,068 | | | |
| | | | | | | | | | | | | | Share of collection charges ... 2,499 | | | |
| | | | | | | | | | | | | | Direct Receipts ... 1,346 | | | |
| | | | | | | | | | | | | | Irrigation share of consolidated revenue ... 38,940 | | | |
| | | | | | | | | | | | | | 4 per cent. on $\frac{2}{3}$ the proceeds from sale of occupancy rights in lands up to end of 1920-21 and 5/8 on subsequent receipts ... 551 | | | |
| | | | | | | | | | | | | | Total ... 6,54,018 40,737 | | | |
| | | | | | | | | | | | | | Total ... 12,93,566 4,53,828 | | | |

General Abstract of Financial Results of Irrigation

| | PRODUCTIVE. | | | | | | | | | | | |
|--------------------------|-------------|-----------|---------------|----------------|--------------|---------------|-------------|-------------------------|--------------------|--------------|---------------|------------------|
| | Desert. | Unharwāh | Begāri Canal. | Eastern Nāra . | Jāmro Canal. | Sukkur Canal. | Ghār Canal. | Alibahar Kacheri Canal. | Marak Great Canal. | Sar-traywāh. | Fulell Canal. | Hasan-ali Canal. |
| | Rs. | Rs. | Rs. | Rs. | Rs. | Rs. | Rs. | Rs. | Rs. | Rs. | Rs. | Rs. |
| <i>Working Expenses.</i> | | | | | | | | | | | | |
| <i>During year—</i> | | | | | | | | | | | | |
| Direct ... | 2,02,657 | 82,338 | 3,91,206 | 3,40,781 | 5,48,375 | 1,27,455 | 3,31,335 | 4,519 | 74,515 | 24,973 | 3,04,363 | 41,478 |
| Indirect ... | 7,709 | 2,961 | 15,469 | 18,970 | 35,689 | 5,075 | 12,864 | 457 | 4,678 | 1,570 | 19,968 | 2,552 |
| Total ... | 2,10,366 | 85,299 | 4,06,674 | 3,59,751 | 5,84,064 | 1,32,530 | 3,44,199 | 4,976 | 79,193 | 26,543 | 3,24,331 | 44,030 |
| <i>To end of year—</i> | | | | | | | | | | | | |
| Direct ... | 45,31,043 | 16,43,214 | 70,17,016 | 95,66,875 | 78,10,541 | 52,45,205 | 94,15,018 | 87,344 | 11,62,651 | 6,88,350 | 99,90,407 | 4,17,920 |
| Indirect ... | 1,12,228 | 33,969 | 1,84,119 | 3,48,738 | 4,52,894 | 92,116 | 2,35,639 | 4,251 | 40,979 | 25,134 | 3,27,533 | 15,138 |
| Total ... | 46,43,271 | 16,76,183 | 72,01,135 | 99,15,611 | 82,63,435 | 53,37,321 | 96,50,657 | 91,495 | 12,03,630 | 7,13,484 | 1,03,17,940 | 4,33,058 |
| <i>Net Revenue.</i> | | | | | | | | | | | | |
| <i>During year</i> | | | | | | | | | | | | |
| ... | 3,62,083 | 1,69,189 | 4,09,134 | 1,83,224 | 3,33,654 | 96,427 | 5,77,074 | 7,438 | 66,624 | 16,307 | 4,16,905 | -2,004 |
| <i>To end of year</i> | | | | | | | | | | | | |
| ... | 65,61,717 | 34,45,409 | 1,23,86,683 | 1,46,94,190 | 78,83,374 | 31,47,669 | 2,46,13,127 | 2,33,729 | 26,25,611 | 6,52,783 | 1,36,94,663 | 3,10,719 |

Works in Sind for, and to end of, 1922-23—continued.

| PRODUCTIVE. | | | | | | | | | | | | |
|-------------|--------|--------------------------------|-------------------------------|---------------------|-------------|------------------|--------------------------------|------------------|-------------------|-----------------|-----------|--------------------|
| Pinyari. | Kalri. | Indus Canals Right Bank. | Indus Canals Left Bank. | Canals in Bohri. | Sind Canal. | Garkino- wah. | Garang Bajib and Chitti. | Chitti Canal. | Lloyd Barrage. | Arora Canal. | Naulakhi. | Total, Productive. |
| Rs. | Rs. | Rs. | Rs. | Rs. | Rs. | Rs. | Rs. | Rs. | Rs. | Rs. | Rs. | Rs. |
| 1,69,018 | 48,166 | 29,962 | 66,671 | 1,06,932 | 1,00,601 | | 26,936 | | | | 63,946 | 30,56,565 |
| 4,220 | 1,343 | 768 | 1,477 | 2,859 | 2,408 | | 613 | | | | 2,840 | 1,44,010 |
| 1,69,288 | 40,409 | 30,725 | 68,048 | 1,09,791 | 1,08,009 | | 27,549 | | | | 66,786 | 32,00,575 |
| 1,69,018 | 48,166 | 29,962 | 66,671 | 1,06,932 | 1,00,601 | | 26,936 | | | | 63,946 | 5,61,56,606 |
| 4,220 | 1,343 | 768 | 1,477 | 2,859 | 2,408 | | 613 | | | | 2,840 | 18,89,359 |
| 1,69,288 | 40,409 | 30,725 | 68,048 | 1,09,791 | 1,08,009 | | 27,549 | | | | 66,786 | 5,80,45,865 |
| 1,10,690 | -4,494 | 39,334 | 52,647 | 63,728 | 2,23,009 | | 77,482 | | | | 92,448 | 32,90,169 |
| 1,10,690 | -4,494 | 39,334 | 52,647 | 63,728 | 2,23,009 | | 77,482 | | | | 92,448 | 3,11,53,663 |

General Abstract of Financial Results of Irrigation

| UNPRODUCTIVE. | | | | | | | |
|--------------------------|-----------|------------|---------------|---------------|---------|----------|----------------------|
| | Mahiwah. | Dad Canal. | Nasrat Canal. | Sutlah Canal. | Baghar. | Beharwah | Total, Unproductive. |
| | Rs. | Rs. | Rs. | Rs. | Rs. | Rs. | Rs. |
| <i>Working Expenses.</i> | | | | | | | |
| <i>During year—</i> | | | | | | | |
| Direct ... | 72,124 | 1,20,815 | 1,15,887 | 10,831 | 48,622 | | 3,77,059 |
| Indirect ... | 2,017 | 5,122 | 4,648 | 228 | 1,302 | | 12,317 |
| Total ... | 74,141 | 1,24,937 | 1,20,535 | 11,059 | 49,924 | | 3,89,376 |
| <i>To end of year—</i> | | | | | | | |
| Direct ... | 13,48,594 | 21,26,017 | 21,85,861 | 1,91,969 | 48,622 | | 59,01,163 |
| Indirect ... | 25,168 | 72,248 | 73,144 | 2,578 | 1,302 | | 1,74,435 |
| Total ... | 13,73,762 | 21,98,265 | 22,59,005 | 1,94,547 | 49,924 | | 60,75,598 |
| <i>Net Revenue.</i> | | | | | | | |
| During year ... | -14,398 | 1,21,650 | 51,391 | 10,327 | 29,108 | | 1,98,078 |
| To end of year ... | -1,45,928 | 11,67,448 | 8,71,711 | 63,628 | 29,108 | | 19,28,870 |

Works in Bind for, and to end of, 1922-1923—continued.

| 16—OTHER REVENUE EXPENDITURE FINANCED FROM ORDINARY REVENUES. | | | | | | | | | | | | | Expenditure on and Receipts from Agricultural Works for which neither Capital nor Revenue Accounts are kept. | | |
|---|-------------|----------------------------|------------------------|--------------------------|--------------------|---------------|---------|-------------------------|----------------------------|-------------------------|---------------|----------|--|-----------|---|
| WORKS FOR WHICH ONLY REVENUE ACCOUNTS ARE KEPT. | | | | | | | | | | | | | Expenditure. | Receipts. | |
| Regard Canal. | Ghar Canal. | Shikarpur Canals District. | Western Nara District. | Karachi Canals District. | Karachi Buildings. | Eastern Nara. | Jamrao. | Nasrat Canals District. | Hyderabad Canals District. | Fuleli Canals District. | Lloyd Barage. | Total. | | | Rs. |
| | | (b) 23 | 4,44,365 | (a)—167 | | | | 64,625 | 1,24,071 | 38,739 | | 6,66,446 | | | Brought over ... 13,98,565 4,63,929 |
| | | | 11,923 | | | | | 3,603 | 6,283 | 1,279 | | 21,488 | | | WESTERN NARA DISTRICT. |
| | | 23 | 4,55,578 | -167 | | | | 67,138 | 1,30,354 | 35,018 | | 6,87,884 | | | Raising and strengthening Abad bund—Works ... 2,708 |
| | | | | | | | | | | | | | | | Constructing a masonry gap at mile 0/8 right bank Pritchard canal above regulator for watering the Nagenhah bund loop compartment—Works ... 303 |
| | | | | | | | | | | | | | | | Raising right bank of Pichard canal between two regulators—Works ... 10 |
| | | | | | | | | | | | | | | | Constructing a pipe outlet on Pritchard canal (Right and left side river embankment above Head Regulator—Works ... 48 |
| | | | | | | | | | | | | | | | Constructing new loop Abad bund—Repairs ... 92,899 |
| | | | | | | | | | | | | | | | Sand curing, Abad bund (S. R.) ... 16,355 |
| | | | | | | | | | | | | | | | Manjhand bunds—Repairs ... 437 |
| | | | | | | | | | | | | | | | Western Nara bunds—Works ... 3,933 |
| | | | | | | | | | | | | | | | Repairs ... 60,389 |
| | | | | | | | | | | | | | | | Establishment ... 32,023 |
| | | | | | | | | | | | | | | | Tools and Plant ... 3,637 |
| | | | | | | | | | | | | | | | Share of collection charges ... 421 |
| | | | | | | | | | | | | | | | Direct Receipts ... 1,755 |
| | | | | | | | | | | | | | | | Irrigation share of Consolidated Revenue ... 7,009 |
| | | | | | | | | | | | | | | | Four per cent. on 9/10ths proceeds from sale of occupancy rights in lands up to end of 1920-21 and 5-48 on subsequent receipts ... 20 |
| | | | | | | | | | | | | | | | Total ... 3,12,353 8,784 |
| | | | | | | | | | | | | | | | KARACHI BUILDINGS DISTRICT. |
| | | | | | | | | | | | | | | | Making surveys on Indus 1921-22—Works ... 1,941 |
| | | | | | | | | | | | | | | | Constructing a railing tank at Kofri—Works ... 504 |
| | | | | | | | | | | | | | | | Establishment ... 444 |
| | | | | | | | | | | | | | | | Tools and Plant ... 1,532 |
| | | | | | | | | | | | | | | | Direct Receipts ... 1,553 |
| | | | | | | | | | | | | | | | Total ... 4,471 1,553 |
| | | | | | | | | | | | | | | | NASRAT CANALS DISTRICT. |
| | | | | | | | | | | | | | | | Improving the Naulakhi Dad bund to bring it to the standard section—Works ... 4,598 |
| | | | | | | | | | | | | | | | Extension of Naulakhi-Forti bund portion N. F.—Works ... 405 |
| | | | | | | | | | | | | | | | Ordinary repairs to Canal chowkey at Doulatpur ... 460 |
| | | | | | | | | | | | | | | | Maintenance and repairs to bunds ... 3,884 |
| | | | | | | | | | | | | | | | Dad Canal—Works ... 4,608 |
| | | | | | | | | | | | | | | | Repairs ... 23,311 |
| | | | | | | | | | | | | | | | Nasrat Canal—Works ... 196 |
| | | | | | | | | | | | | | | | Repairs ... 10,709 |
| | | | | | | | | | | | | | | | Establishment ... 14,120 |
| | | | | | | | | | | | | | | | Tools and Plant ... 846 |
| | | | | | | | | | | | | | | | Share of collection charges ... 13,115 |
| | | | | | | | | | | | | | | | Direct Receipts ... 3,688 |
| | | | | | | | | | | | | | | | Irrigation share of Consolidated Revenue ... 1,52,225 |
| | | | | | | | | | | | | | | | Four per cent. on 9/10ths proceeds from sale of occupancy rights in lands up to end of 1920-1921 and 5-48 on subsequent receipts ... 996 |
| | | | | | | | | | | | | | | | Total ... 74,152 1,56,909 |
| | | | | | | | | | | | | | | | HYDRABAD CANALS DISTRICT. |
| | | | | | | | | | | | | | | | Raising and strengthening the Ben bund—Works ... 388 |
| | | | | | | | | | | | | | | | Repairs to Ren bund—Repairs ... 2,395 |
| | | | | | | | | | | | | | | | Alibahar Kachari—Repairs ... 5,938 |
| | | | | | | | | | | | | | | | Marak Great—Repairs ... 13,987 |
| | | | | | | | | | | | | | | | Sartrazwah ... 4,567 |
| | | | | | | | | | | | | | | | Establishment ... 44 |
| | | | | | | | | | | | | | | | Tools and plant ... 9,575 |
| | | | | | | | | | | | | | | | Share of collection charges ... 96,748 |
| | | | | | | | | | | | | | | | Irrigation share of Consolidated Revenue ... 96,748 |
| | | | | | | | | | | | | | | | Total ... 43,511 96,748 |
| | | | | | | | | | | | | | | | FULELI CANALS DISTRICT. |
| | | | | | | | | | | | | | | | Increasing height section of the Jamshore front to conform with the L. E. C. rules—Works ... 8,429 |
| | | | | | | | | | | | | | | | Pitching the Jamshore front bund—Works ... 5,002 |
| | | | | | | | | | | | | | | | Repairs to river bund ... 29,141 |
| | | | | | | | | | | | | | | | Fuleli Canal—Repairs ... 74,843 |
| | | | | | | | | | | | | | | | Hassanaliwah—Works ... 817 |
| | | | | | | | | | | | | | | | Repairs ... 1,583 |
| | | | | | | | | | | | | | | | Establishment ... 80,131 |
| | | | | | | | | | | | | | | | Tools and plant ... 661 |
| | | | | | | | | | | | | | | | Share of collection charges ... 34,972 |
| | | | | | | | | | | | | | | | Direct receipts ... 956 |
| | | | | | | | | | | | | | | | Irrigation share of consolidated revenue ... 2,50,350 |
| | | | | | | | | | | | | | | | Four per cent. on 9/10 the proceeds from sale of occupancy rights in lands up to end of 1920-21 and 5-48 on subsequent receipts ... 23 |
| | | | | | | | | | | | | | | | Total ... 1,74,466 3,51,239 |
| | | | | | | | | | | | | | | | Carried over ... 18,02,440 9,63,044 |

Note.—A sum of Rs.—679 on account of Superintending Engineer, Indus Right Bank Division charges at 2½ per cent. debited to Imperial Civil and Imperial Military Works in Persian Gulf District and credited to this head not shown under any district above.
 (a) Suspense.
 (b) Includes Rs. 5 on account of Suspense Account and Rs. 18 on account of work done by the Electrical Engineer for "Providing Electric Installations in the Executive Engineer's Office, Shikarpur Canals District."

General Abstract of Financial Results of Irrigation

| | PRODUCTIVE. | | | | | | | | | | | |
|--|-------------|-----------|-----------|--------------|---------------|---------------|-------------|-------------------------|--------------------|--------------|---------------|----------------|
| | Desert. | Unharwah. | Begari. | Eastern Nara | Jamrao Canal. | Sukkur Canal. | Ghar Canal. | Alibahar Kacheri Canal. | Marak Great Canal. | Sar-frazwah. | Fuleli Canal. | Hasanal Canal. |
| | Rs. | Rs. | Rs. | Rs. | Rs. | Rs. | Rs. | Rs. | Rs. | Rs. | Rs. | Rs. |
| <i>Simple Interest.</i> | | | | | | | | | | | | |
| During year | 68,641 | 25,616 | 79,714 | 2,07,329 | 3,11,649 | 47,158 | 22,064 | 5,168 | 18,723 | 3,942 | 91,396 | 9,641 |
| To end of year | 31,18,816 | 8,34,712 | 34,23,961 | 1,14,03,782 | 73,43,621 | 26,92,403 | 9,75,834 | 53,437 | 4,17,710 | 2,25,923 | 31,22,153 | 1,91,499 |
| <i>Net profit after paying Interest.</i> | | | | | | | | | | | | |
| During year | 2,73,399 | 1,43,533 | 3,23,420 | -84,099 | 23,205 | 49,269 | 5,55,910 | 2,370 | 47,902 | 12,365 | 3,25,509 | -13,225 |
| To end of year | 34,42,901 | 26,10,697 | 69,63,027 | 32,90,408 | 5,40,753 | 4,55,286 | 2,38,37,293 | 2,20,392 | 22,07,901 | 4,26,601 | 1,05,72,529 | 1,19,221 |

Works in Sind for, and to end of, 1922-23—continued.

PRODUCTIVE.

| Pinyari. | Kalri. | Indus Canals Right Bank. | Indus Canals Left Bank. | Canals in Rohri. | Sind Canal. | Garkino- wah. | Garang. Rajib and Chitti. | Chitti Canal | Lloyd Barrage. | Arora Canal. | Naulakhi. | Total, Productive. |
|----------|--------|-----------------------------------|-------------------------------|---------------------|----------------|------------------|---------------------------------|-----------------|-------------------|-----------------|-----------|-----------------------|
| Rs. | Rs. | Rs. | Rs. | Rs. | Rs. | Rs. | Rs. | Rs. | Rs. | Rs. | Rs. | Rs. |
| 21,057 | 2,488 | 3,855 | 9,364 | 6,593 | 29,383 | 627 | 8,819 | 157 | 32,190 | 369 | 170 | 10,87,008 |
| 21,057 | 2,488 | 3,855 | 9,364 | 6,593 | 29,383 | 627 | 8,819 | 157 | 44,445 | 369 | 3,478 | 3,38,34,384 |
| 9,638 | -6,982 | 35,479 | 43,283 | 57,135 | 1,93,626 | -627 | 69,663 | -157 | -32,190 | -369 | 92,378 | 23,03,193 |
| 83,638 | -6,982 | 35,479 | 43,283 | 57,135 | 1,93,626 | -627 | 69,663 | -157 | -44,445 | -369 | 88,970 | 3,72,19,378 |

General Abstract of Financial Results of Irrigation

| | UNPRODUCTIVE. | | | | | | |
|--|---------------|------------|---------------|---------------|---------|-----------|----------------------|
| | Mahiwan. | Dad Canal. | Nasrat Canal. | Suttah Canal. | Baghar. | Beharwah. | Total, Unproductive. |
| | Rs. | Rs. | Rs. | Rs. | Rs. | Rs. | Rs. |
| <i>Simple Interest.</i> | | | | | | | |
| During year ... | 46,156 | 85,620 | 59,904 | 5,787 | 7,810 | 1,673 | 2,06,860 |
| To end of year ... | 9,70,077 | 19,21,033 | 13,82,228 | 1,09,258 | 7,810 | 5,098 | 42,95,504 |
| <i>Net profit after paying interest.</i> | | | | | | | |
| During year ... | -60,454 | 36,030 | -8,513 | 4,440 | 21,296 | -1,673 | -8,774 |
| To end of year ... | -11,15,300 | -8,13,585 | -4,10,517 | -45,630 | 21,296 | -5,098 | -23,68,234 |

Works in Sind for, and to end of, 1922-23—concluded.

| 15—OTHER REVENUE EXPENDITURE FINANCED FROM ORDINARY REVENUES. | | | | | | | | | | | | | Expenditure on and Receipts from Agricultural Works for which neither Capital nor Revenue Accounts are kept. | | | |
|---|-------------|----------------------------|------------------------|--------------------------|--------------------|---------------|---------|-------------------------|----------------------------|-------------------------|----------------|--------|--|---|-----------|----------|
| WORKS FOR WHICH ONLY REVENUE ACCOUNTS ARE KEPT. | | | | | | | | | | | | | Expenditure. | Receipts. | | |
| Begari Canal. | Ghar Canal. | Shikarpur Canals District. | Western Nara District. | Karachi Canals District. | Karachi Buildings. | Eastern Nara. | Jamrao. | Nasrat Canals District. | Hyderabad Canals District. | Fuleli Canals District. | Lloyd Barrage. | Total. | | | Rs. | Rs. |
| Rs. | Rs. | Rs. | Rs. | Rs. | Rs. | Rs. | Rs. | Rs. | Rs. | Rs. | Rs. | Rs. | Rs. | Rs. | | |
| | | | | | | | | | | | | | | Brought over | 18,02,440 | 9,68,044 |
| | | | | | | | | | | | | | | EASTERN NARA. | | |
| | | | | | | | | | | | | | | Share of collection charges | 344 | .. |
| | | | | | | | | | | | | | | Irrigation share of consolidated revenue | .. | 3,444 |
| | | | | | | | | | | | | | | Total | 344 | 3,444 |
| | | | | | | | | | | | | | | Grand Total | 18,02,784 | 9,71,488 |
| | | | | | | | | | | | | | | Expenditure on and Receipts from 15-Other Revenue expenditure financed from Ordinary Revenues. | | |
| | | | | | | | | | | | | | | (5) Miscellaneous Expenditure. | | |
| | | | | | | | | | | | | | | Expenditure. | Receipts. | |
| | | | | | | | | | | | | | | Rs. | Rs. | |
| | | | | | | | | | | | | | | BEGARI CANALS DISTRICT. | | |
| | | | | | | | | | | | | | | Making survey and preliminary project for improving water supply at the tail of Begari Canal | | |
| | | | | | | | | | | | | | | —Other charges | 732 | .. |
| | | | | | | | | | | | | | | Constructing the area up to the proposed Kirthar branch, Sultanwah project—Other charges | 6 | .. |
| | | | | | | | | | | | | | | Making survey and revising Sultanwah project and bringing it up to date—Other charges | 264 | .. |
| | | | | | | | | | | | | | | Establishment | 195 | .. |
| | | | | | | | | | | | | | | Tools and plant | 22 | .. |
| | | | | | | | | | | | | | | Total | 1,289 | .. |
| | | | | | | | | | | | | | | WESTERN NARA DISTRICT. | | |
| | | | | | | | | | | | | | | Survey of Sadabahar project—Other charges | 1,326 | .. |
| | | | | | | | | | | | | | | Establishment | 241 | .. |
| | | | | | | | | | | | | | | Tools and plant | 28 | .. |
| | | | | | | | | | | | | | | Total | 1,595 | .. |
| | | | | | | | | | | | | | | KARACHI BUILDINGS DISTRICT. | | |
| | | | | | | | | | | | | | | Making survey on the Indus, Season 1922-23—Other charges | 9,935 | .. |
| | | | | | | | | | | | | | | Establishment | 1,623 | .. |
| | | | | | | | | | | | | | | Tools and plant | 184 | .. |
| | | | | | | | | | | | | | | Total | 10,731 | .. |
| | | | | | | | | | | | | | | JAMRAO CANALS DISTRICT. | | |
| | | | | | | | | | | | | | | Making surveys of the Eastern Nara from head to Jamrao Canal weir | | |
| | | | | | | | | | | | | | | —Other charges | 492 | .. |
| | | | | | | | | | | | | | | Establishment | 173 | .. |
| | | | | | | | | | | | | | | Tools and plant | 8 | .. |
| | | | | | | | | | | | | | | Total | 673 | .. |
| | | | | | | | | | | | | | | Grand Total | 14,288 | .. |

STATEMENT
Statement of Area irrigated by Irrigation Works

| Name of Canal. | AREA IRRIGATED IN ACRES. | | | NET AREA IRRIGATED AFTER DEDUCTING AREA IN WHICH REMISSIONS WERE GRANTED. | | | NUMBER OF DAYS THE CANAL WAS IN FLOW. | | |
|--|---|---------|---------|---|---------|---------|---------------------------------------|-------|-----|
| | Kharif. | Rabi. | Total. | Kharif. | Rabi. | Total. | Kharif. | Rabi. | |
| 1 | 2 | 3 | 4 | 5 | 6 | 7 | 8 | 9 | |
| 55—CONSTRUCTION OF IRRIGATION, NAVIGATION, EMBANKMENT AND DRAINAGE WORKS. | | | | | | | | | |
| A—IRRIGATION WORKS. | | | | | | | | | |
| <i>(1) Productive.</i> | | | | | | | | | |
| Begári Canals District. | Desert Canal | 121,858 | 134,439 | 256,237 | 120,382 | 132,468 | 252,850 | 164 | |
| | Unhárwáh | 55,702 | 49,978 | 105,680 | 55,400 | 49,778 | 105,178 | 153 | |
| | Begári Canal | 195,193 | 148,251 | 343,444 | 193,223 | 144,182 | 337,405 | 183 | |
| Ghár Canals District. | Ghár Canal | 228,683 | 152,895 | 381,578 | 227,245 | 151,088 | 378,328 | 169 | |
| | Sukkur Canal | 67,421 | 55,857 | 123,278 | 67,150 | 55,290 | 122,440 | 114 | 189 |
| | Canals in Rohri... .. | 43,886 | 20,089 | 63,975 | 43,105 | 19,991 | 63,096 | 117 | |
| Shikárpur Canals District. | Sind Canal | 62,883 | 34,592 | 97,475 | 62,693 | 34,295 | 96,888 | 112 | |
| | Rajib Canal | 6,089 | 5,289 | 11,328 | 6,025 | 5,277 | 11,302 | 118 | |
| | Chiti Canal | 5,004 | 6,549 | 11,553 | 4,982 | 6,549 | 11,531 | 122 | |
| | Garang Canal | 2,952 | 3,939 | 6,891 | 2,952 | 3,939 | 6,891 | 120 | |
| | Kalri Canal | 26,164 | 5,455 | 31,619 | 24,982 | 5,324 | 30,306 | 135 | |
| Karáchi Canals District. | Indus Canals Right Bank | 23,097 | 5,394 | 33,491 | 27,823 | 5,188 | 33,011 | | |
| | Pinyári | 84,314 | 20,046 | 104,360 | 82,690 | 14,042 | 96,732 | 226 | |
| | Indus Canals Left Bank | 36,168 | 4,549 | 40,717 | 35,532 | 3,424 | 38,956 | | |
| <i>(2) Unproductive.</i> | | | | | | | | | |
| Shikárpur Canals District. | Máhiwáh | 49,539 | 19,493 | 69,032 | 47,296 | 18,677 | 65,973 | 122 | |
| Karáchi Canals District. | Sattah | 12,850 | 266 | 13,116 | 12,844 | ... | 12,844 | 171 | |
| | Baghar | 27,211 | 9,458 | 36,669 | 26,975 | 8,841 | 35,816 | 242 | |
| 15—OTHER REVENUE EXPENDITURE FINANCED FROM ORDINARY REVENUES. | | | | | | | | | |
| A—IRRIGATION WORKS. | | | | | | | | | |
| <i>(1) Works for which only Revenue Accounts are kept.</i> | | | | | | | | | |
| Western Nára District. | Western Nára, including New Feeder and Pritchard Canal | 200,362 | 140,585 | 340,947 | 191,375 | 113,678 | 305,053 | 150 | |
| | Mariwah | 3,662 | 2,195 | 5,857 | 3,600 | 2,175 | 5,775 | 130 | |
| | Dadu Canals | 8,150 | 3,602 | 11,752 | 8,122 | 3,602 | 11,724 | 124 | |
| | Phitta Canals | 2,896 | 1,769 | 4,665 | 2,606 | 1,749 | 4,355 | 123 | |
| | Chario Wah (Aral) including Manchar | 2,332 | 20,669 | 23,001 | 1,237 | 19,180 | 20,417 | | |
| | Canals north of Kotri | 5,783 | 3,784 | 9,567 | 5,516 | 3,600 | 9,116 | | |
| | Wahurwáh | 1,384 | 1,114 | 2,498 | 1,331 | 962 | 2,293 | 113 | |
| 55—CONSTRUCTION OF IRRIGATION, NAVIGATION, EMBANKMENT AND DRAINAGE WORKS. | | | | | | | | | |
| A—IRRIGATION WORKS. | | | | | | | | | |
| <i>(1) Productive.</i> | | | | | | | | | |
| Jámráo Canals District. | Jámráo Canal | 171,237 | 71,237 | 242,524 | 169,968 | 69,220 | 239,188 | 178 | 171 |
| | Mithráo Canal | 88,259 | 9,510 | 97,769 | 85,747 | 9,286 | 95,033 | 168 | 167 |
| Eastern Nára District. | Thar Canal | 35,536 | 11,394 | 46,930 | 33,740 | 10,600 | 44,340 | 156 | |
| | Hiral Canal | 12,176 | 2,564 | 14,740 | 11,326 | 2,503 | 13,829 | 156 | |
| | Khipro Canal | 3,535 | 248 | 3,833 | 3,535 | 248 | 3,833 | 154 | |
| Hyderabad Canals District. | Alibahar Kacheri | 11,552 | 1,522 | 13,074 | 11,545 | 1,522 | 13,067 | 133 | |
| | Great Máraak | 68,374 | 8,119 | 76,493 | 68,357 | 7,972 | 76,329 | 135 | |
| | Sarfráz | 24,070 | 2,844 | 26,914 | 24,057 | 2,844 | 26,901 | 123 | |
| Fuleli Canals District. | Fuleli Canal | 318,899 | 91,750 | 410,649 | 306,516 | 91,084 | 397,600 | 183 | 182 |
| | Hasanali Canal | 16,257 | 1,252 | 17,509 | 16,107 | 1,147 | 17,254 | 136 | |
| Nasrat Canals District. | Naulakhi | 42,016 | 8,831 | 50,847 | 41,489 | 8,814 | 50,303 | 122 | |
| <i>(2) Unproductive.</i> | | | | | | | | | |
| Nasrat Canals District. | Dád Canal | 102,504 | 24,024 | 126,528 | 102,387 | 23,900 | 126,287 | 108 | |
| | Nasrat Canal | 74,786 | 5,412 | 80,198 | 73,378 | 5,093 | 78,471 | 122 | |
| 15—OTHER REVENUE EXPENDITURE FINANCED FROM ORDINARY REVENUES. | | | | | | | | | |
| A—IRRIGATION WORKS. | | | | | | | | | |
| <i>(1) Works for which only Revenue Accounts are kept.</i> | | | | | | | | | |
| Nasrat Canals District. | Mehrabwáh | 7,019 | 341 | 7,360 | 6,857 | 334 | 7,191 | 113 | |
| | Dambro | 11,713 | 2,010 | 13,723 | 11,666 | 2,007 | 13,673 | 122 | |

I-E

in Sind during the year 1922-1923.

| AVERAGE DISCHARGE IN CUBIC FEET PER SECOND. | | | | AREA IRRIGATED PER CUBIC FOOT PER SECOND. | | | | DEPTH OF WATER USED OF AREA IRRIGATED. | | Remarks. |
|---|--------|------------|--------|---|--------|------------------------|--------|--|-------|----------|
| At Head. | | Utilized. | | At Head. | | Utilized. | | Kharif. | Rabi. | |
| Kharif. | Rabi. | Kharif. | Rabi. | Kharif. | Rabi. | Kharif. | Rabi. | | | |
| 10 | 11 | 12 | 13 | 14 | 15 | 16 | 17 | 18 | 19 | |
| C. ft. | O. ft. | C. ft. | C. ft. | Acres. | Acres. | Acres. | Acres. | Feet. | Feet. | |
| <i>Bank Division.</i> | | | | | | | | | | |
| 2,007 | | 2,007 | | 128 | | 128 | | 2.56 | | .20 |
| 1,961 | | 2,961 | | 64 | | 64 | | 5.66 | | |
| 4,095 | | 4,095 | | 84 | | 84 | | 4.36 | | |
| 6,443 | | 6,443 | | 59 | | 59 | | 5.78 | | |
| 2,250 | 198 | 2,250 | 198 | 30 | 282 | 30 | 282 | 7.6 | 1.34 | |
| 1,508 | | 1,508 | | 42 | | 42 | | 5.57 | | |
| 2,749 | | 2,749 | | 35 | | 35 | | 6.40 | | |
| 243 | | 243 | | 47 | | 47 | | 5.02 | | |
| 220 | | 220 | | 53 | | 53 | | 4.60 | | |
| 139 | | 139 | | 50 | | 50 | | 4.80 | | |
| 740 | | 740 | | 43 | | 43 | | 6.28 | | |
| 3,500 | | 3,500 | | Discharges incomplete. | | Discharges incomplete. | | 15.07 | | |
| | | | | 30 | | 30 | | | | |
| | | | | Discharges incomplete. | | Discharges incomplete. | | | | |
| 1,544 | | 1,544 | | 45 | | 45 | | 5.42 | | |
| 1,121 | | 1,121 | | 12 | | 12 | | 28.50 | | |
| 6,578 | | Not known. | | 6 | | ... | | 80.67 | | |
| 5,546 | | 5,546 | | 61 | | 61 | | 4.92 | | |
| 161 | | 161 | | 36 | | 36 | | 7.22 | | |
| 337 | | 337 | | 35 | | 35 | | 7.09 | | |
| 159 | | 159 | | 29 | | 29 | | 8.41 | | |
| | | | | Discharges incomplete. | | Discharges incomplete. | | | | |
| | | | | Do. | | do. | | | | |
| 74 | | 74 | | 33 | | 33 | | 6.85 | | |
| <i>Bank Division.</i> | | | | | | | | | | |
| 2,409 | 1,314 | 2,409 | 1,314 | 71 | 54 | 71 | 54 | 5.0 | 6.3 | |
| 1,654 | 428 | 1,654 | 428 | 53 | 22 | 53 | 22 | 6.3 | 15.2 | |
| 828 | | 828 | | 57 | | 57 | | 5.5 | | |
| 146 | | 146 | | 101 | | 101 | | 3.1 | | |
| 94 | | 94 | | 41 | | 41 | | 7.5 | | |
| 307 | | 307 | | 43 | | 43 | | 6.2 | | |
| 1,547 | | 1,547 | | 49 | | 49 | | 5.5 | | |
| 407 | | 407 | | 66 | | 66 | | 3.7 | | |
| 8,098 | 1,655 | 7,999 | 1,614 | 39 | 55 | 40 | 61 | 9.4 | 6.6 | |
| 637 | | 637 | | 27 | | 27 | | 10.1 | | |
| 1,549 | | 1,549 | | 38 | | 38 | | 7.4 | | |
| 8,198 | | 8,198 | | 40 | | 40 | | 5.4 | | |
| 1,397 | | 1,397 | | 57 | | 57 | | 4.3 | | |
| 71 | | 71 | | 104 | | 104 | | 2.3 | | |
| 377 | | 377 | | 36 | | 36 | | 6.8 | | |

STATEMENT II-E.

Statement showing Incidence of Working Expenses on Assessed Revenue on Canals in Sind, during the year 1922-1923.

| Name of Canal. | Average discharge of the year at Canal Head in cubic feet per second. | WATER-RATE ASSESSED DURING 1922-1923. | | | | | Gross Assessed Revenue from all sources. | Working Expenses, Direct and Indirect. | Area irrigated during the year. | WORKING EXPENSES. | | | 90 PER CENT. OF NET CONSOLIDATED ASSESSMENT. | | TOTAL WATER RATE, DIRECT AND INDIRECT. | |
|---|---|---------------------------------------|------------------------------|------------------------------|---|---|--|--|---|---------------------------------|-----------------------------|---|--|---|--|---|
| | | Occupiers. | Owners. | Total, Direct. | Indirect. | Total, Direct and Indirect. | | | | Per cent. on Gross Revenue. | Per acre irrigated. | Per cubic foot per second of discharge at Canal Head. | Per acre irrigated. | Per cubic foot per second of discharge at Canal Head. | Per acre irrigated. | Per cubic foot per second of discharge at Canal Head. |
| 1 | 2 | 3 | 4 | 5 | 6 | 7 | 8 | 9 | 10 | 11 | 12 | 13 | 14 | 15 | 16 | 17 |
| 55.—CONSTRUCTION OF IRRIGATION, NAVIGATION, EMBANKMENT & DRAINAGE WORKS. | | | | | | | | | | | | | | | | |
| A.—IRRIGATION WORKS. | | | | | | | | | | | | | | | | |
| (1) Productive. | | | | | | | | | | | | | | | | |
| Begari Canals District | Desert Canal ... Unharwah ... Begari Canal ... | 2,007 1,991 4,985 | 1,09,339 188 35,253 | 1,08,238 188 85,253 | 4,58,159 2,62,444 6,04,554 | 5,84,397 2,62,632 8,39,507 | 5,70,603 2,64,305 8,40,147 | 2,10,366 85,299 4,15,433 | 235,530 99,054 285,400 | 38.87 33.53 49.09 | 0.89 0.86 1.46 | 104.82 43.50 101.20 | 2.86 2.55 3.28 | 326.14 127.14 198.99 | 2.40 2.55 2.94 | 291.21 128.83 204.99 |
| Eastern Nara District | { Nara Supply Channel. Eastern Nara ... Mithrao Canal ... Thar Canal ... Kipro Canal ... Hiral Canal ... | ... 735 828 ... 146 | 2,419 | 2,419 | 5,27,526 | 5,29,944 | 5,40,980 | 3,60,045 | { 12,861 47,603 97,171 45,321 3,798 14,310 | 66.55 | 1.63 | 217.80 | 2.45 | 307.12 | 2.39 | 311.91 |
| Jamrao Canal District | Jamrao Canal ... | 1,873 | 1,538 | 1,538 | 8,60,081 | 8,61,609 | 8,83,167 | 5,24,084 | 239,192 | 66.13 | 2.45 | 311.63 | 3.33 | 417.59 | 3.63 | 460.05 |
| Ghar Canals District | { Sukkur Canal ... Ghar Canal ... | 2,448 6,442 | 1,403 5,021 | 1,403 5,021 | 3,08,933 10,32,621 | 3,10,326 10,47,542 | 3,13,767 10,69,387 | 1,45,892 3,03,040 | 87,917 263,296 | 46.50 34.27 | 1.68 1.38 | 59.80 56.34 | 3.55 4.07 | 125.63 160.65 | 3.53 3.98 | 136.77 162.61 |
| Myderabad Canals District | { Alibahar Kocheri Groat Mairak ... Sarfranz | 807 1,547 407 | 863 2,434 1,083 | 393 2,434 1,083 | 37,751 1,92,303 53,752 | 29,114 1,94,636 64,935 | 29,691 1,97,753 55,185 | 14,243 1,02,598 34,364 | 12,795 75,244 28,723 | 49.68 51.93 61.16 | 1.11 1.36 1.29 | 46.39 66.32 84.43 | 2.30 2.73 2.21 | 87.66 121.95 128.67 | 2.20 2.61 2.05 | 91.68 125.75 134.73 |
| Fuleli Canals District | { Fuleli Canal ... Hasanali Canal ... | 5,036 637 | 34,421 258 | 34,421 258 | 9,15,939 46,192 | 9,50,359 46,450 | 9,72,427 46,925 | 4,40,716 47,483 | 408,577 17,403 | 45.32 101.19 | 1.09 2.73 | 87.51 74.55 | 2.67 2.70 | 177.68 71.84 | 2.35 2.67 | 189.71 72.92 |
| Nasrat Canals District | Naulakhi ... | 1,549 | 522 | 522 | 1,49,016 | 1,49,538 | 1,49,930 | 56,786 | 49,159 | 37.86 | 1.18 | 36.68 | 3.00 | 95.74 | 3.04 | 96.54 |
| Karachi Canals District | { Kalri ... Pinyari ... Indus Canals Right Bank, charges incomplete. Indus Canals Left Bank, charges incomplete. | 740 3,500 ... 37 | 220 1,294 ... 37 | 220 1,296 ... 37 | 41,133 2,83,231 ... 1,08,250 | 41,353 2,89,527 ... 1,08,287 | 41,818 2,74,033 ... 1,08,549 | 49,499 1,63,238 ... 58,048 | 31,498 102,178 ... 39,498 | 113.37 59.56 ... 53.33 | 1.57 1.60 ... 1.47 | 66.89 46.64 ... 1.47 | 1.48 3.65 ... 2.69 | 54.73 75.20 ... 2.74 | 1.31 3.64 ... 2.09 | 55.28 77.01 ... 2.09 |
| Shikarpur Canals District | { Sind Canal ... Rajib ... Chiti ... Garanj ... Canals in Rohri. | 2,749 243 220 139 1,508 | 3,635 ... 752 1,849 | 3,635 ... 752 1,849 | 3,22,761 ... 1,04,113 1,69,826 | 3,26,416 ... 1,04,635 1,71,975 | 3,28,242 ... 1,05,214 1,74,139 | 1,03,009 ... 27,549 1,09,791 | 83,317 9,178 5,554 6,162 61,313 | 31.38 26.10 63.05 | 1.24 1.15 1.79 | 37.47 45.76 72.80 | 3.68 4.48 3.09 | 114.29 163.61 175.57 109.54 | 3.92 4.39 2.83 | 116.74 174.19 113.84 |
| Total, Productive Works | | | | | | | | | | | | | | | | |
| (2) Unproductive. | | | | | | | | | | | | | | | | |
| Shikarpur Canals District | Mahiwah ... | 1,544 | 1,827 | 1,827 | 1,64,596 | 1,66,423 | 1,70,099 | 95,421 | 64,955 | 56.09 | 1.47 | 61.90 | 2.47 | 103.90 | 2.56 | 107.78 |
| Nasrat Canals District | { Dad Canal ... Nasrat Canal ... | 3,198 1,397 | 2,166 180 | 2,166 180 | 3,40,690 2,38,310 | 3,42,856 2,38,490 | 3,44,346 2,39,438 | 1,60,146 1,40,133 | 117,659 79,784 | 52.32 58.52 | 1.52 1.75 | 56.33 100.90 | 2.95 2.82 | 103.67 160.31 | 2.91 2.99 | 107.31 170.73 |
| Karachi Canals District | { Sattah Baghar | 1,121 6,578 | 16 779 | 16 779 | 37,392 74,168 | 37,398 74,947 | 37,429 78,433 | 20,277 49,924 | 12,961 29,274 | 54.17 63.65 | 1.57 1.71 | 18.09 75.90 | 2.82 2.68 | 33.48 11.04 | 2.69 2.56 | 33.36 11.39 |
| Total, Unproductive Works | | | | | | | | | | | | | | | | |
| Grand Total, Productive and Unproductive Works | | | | | | | | | | | | | | | | |

STATEMENT III-E.

STATEMENT III-E.

Statement of Quantity and Value of Crops irrigated in Sind during the year 1922-1923.

| Description of Crops. | BEGÁRI CANALS DISTRICT. | | | | | | | | | |
|-----------------------|--|------------------|-----------------|-----------------|------------------|-----------------|-----------------|------------------|-----------------|----|
| | Desert Canal. | | | Unhárwab. | | | Begári Canal. | | | |
| | Area irrigated. | Estimated value. | Value per acre. | Area irrigated. | Estimated value. | Value per acre. | Area irrigated. | Estimated value. | Value per acre. | |
| 1 | 2 | 3 | 4 | 5 | 6 | 7 | 8 | 9 | 10 | |
| | Acres. | Rs. | Rs. | Acres. | Rs. | Rs. | Acres. | Rs. | Rs. | |
| Kharif ... | Rice ... | 40,641 | 20,86,619 | 51 | 40,38 | 2,27,498 | 56 | 76,102 | 34,39,565 | 45 |
| | Jowári ... | 43,543 | 10,85,358 | 25 | 10,613 | 2,57,567 | 24 | 78,987 | 16,12,074 | 20 |
| | Bájri ... | 34,366 | 7,92,053 | 23 | 37,476 | 8,24,472 | 22 | 26,916 | 5,39,986 | 20 |
| | Cotton ... | 13 | 1,671 | 129 | 9 | 2,176 | 242 | 10 | 957 | 96 |
| | Other crops including Babul plantation ... | 3,295 | 1,20,733 | 37 | 3,566 | 1,05,328 | 30 | 13,178 | 6,27,379 | 48 |
| | Total ... | 121,858 | 40,86,434 | 34 | 55,702 | 14,17,041 | 25 | 195,193 | 62,19,961 | 32 |
| Rabi ... | Wheat ... | 42,778 | 17,58,759 | 41 | 20,864 | 7,83,640 | 38 | 32,348 | 9,25,835 | 29 |
| | Barley ... | 12 | 479 | 40 | 4 | 109 | 27 | 6 | 155 | 26 |
| | Oil-seeds ... | 36,862 | 7,18,360 | 19 | 7,602 | 1,96,152 | 26 | 26,966 | 7,03,789 | 26 |
| | Other crops including Babul plantation ... | 54,787 | 12,82,114 | 23 | 21,503 | 3,18,956 | 15 | 88,931 | 20,71,703 | 23 |
| | Total ... | 134,439 | 37,59,712 | 28 | 49,978 | 12,98,857 | 26 | 148,251 | 37,01,482 | 26 |
| | Total under both Heads ... | 256,297 | 78,46,146 | 30 | 105,680 | 27,15,898 | 26 | 343,444 | 99,21,443 | 29 |

| Description of Crops. | BEGÁRI CANALS DISTRICT—concluded. | | | | | | SHIKÁRPUR CANALS DISTRICT. | | | |
|-----------------------|--|------------------|-----------------|-----------------|------------------|-----------------|----------------------------|------------------|-----------------|----|
| | Canals from Káshmor Búnd. | | | Total. | | | Mahiwáh. | | | |
| | Area irrigated. | Estimated value. | Value per acre. | Area irrigated. | Estimated value. | Value per acre. | Area irrigated. | Estimated value. | Value per acre. | |
| 1 | 11 | 12 | 13 | 14 | 15 | 16 | 17 | 18 | 19 | |
| | Acres. | Rs. | Rs. | Acres. | Rs. | Rs. | Acres. | Rs. | Rs. | |
| Kharif ... | Rice ... | 42 | 2,604 | 62 | 120,823 | 57,56,286 | 48 | 5,247 | 119,100 | 23 |
| | Jowári ... | 600 | 11,687 | 19 | 133,743 | 29,66,686 | 22 | 28,936 | 6,26,012 | 21 |
| | Bájri ... | 1,321 | 14,873 | 11 | 100,079 | 21,71,384 | 22 | 11,886 | 2,55,558 | 21 |
| | Cotton ... | 8 | 1,142 | 143 | 40 | 5,946 | 149 | 102 | 2,147 | 21 |
| | Other crops including Babul plantation ... | 275 | 4,734 | 17 | 20,314 | 8,58,174 | 42 | 3,368 | 1,41,843 | 42 |
| | Total ... | 2,246 | 35,040 | 16 | 374,999 | 1,17,58,476 | 31 | 49,539 | 11,44,660 | 23 |
| Rabi ... | Wheat ... | 1,947 | 60,385 | 31 | 97,937 | 35,28,619 | 36 | 14,596 | 3,29,518 | 22 |
| | Barley ... | ... | ... | ... | 22 | 743 | 34 | 23 | 597 | 25 |
| | Oil-seeds ... | 244 | 2,587 | 11 | 71,674 | 16,20,888 | 23 | 892 | 25,147 | 28 |
| | Other crops including Babul plantation ... | 506 | 6,950 | 14 | 165,732 | 36,79,723 | 22 | 3,982 | 1,82,825 | 46 |
| | Total ... | 2,697 | 69,922 | 26 | 335,365 | 88,29,973 | 27 | 19,493 | 5,38,087 | 27 |
| | Total under both Heads ... | 4,943 | 1,04,962 | 21 | 710,364 | 2,05,88,449 | 29 | 69,032 | 16,82,747 | 27 |

STATEMENT III-E—continued.

| SHIKÁRPUK CANALS DISTRICT—continued. | | | | | | | | | | |
|--------------------------------------|--|------------------|-----------------|-----------------|------------------|-----------------|-----------------|------------------|-----------------|----|
| Description of Crops. | Canals in Rohri. | | | Sind Canal. | | | Rajib Canal. | | | |
| | Area irrigated. | Estimated value. | Value per acre. | Area irrigated. | Estimated value. | Value per acre. | Area irrigated. | Estimated value. | Value per acre. | |
| 1 | 20 | 21 | 22 | 23 | 24 | 25 | 26 | 27 | 28 | |
| | Acres. | Rs. | Rs. | Acres. | Rs. | Rs. | Acres. | Rs. | Rs. | |
| Kharif... | Rice ... | 3,016 | 93,475 | 30 | 27,604 | 6,67,533 | 24 | 3,749 | 1,31,215 | 35 |
| | Jowári ... | 35,616 | 7,56,544 | 21 | 26,901 | 4,54,329 | 14 | 1,908 | 47,700 | 25 |
| | Bájrí ... | 2,552 | 63,434 | 24 | 2,502 | 43,111 | 17 | 3 | 75 | 25 |
| | Cotton ... | 278 | 4,667 | 17 | 24 | 1,048 | 43 | 1 | 48 | 48 |
| | Other crops including Babul plantation ... | 2,424 | 69,813 | 30 | 5,852 | 2,66,306 | 45 | 378 | 15,120 | 40 |
| | Total ... | 43,886 | 9,87,933 | 22 | 62,883 | 14,32,327 | 23 | 6,039 | 1,94,158 | 32 |
| Rabi ... | Wheat ... | 16,908 | 5,52,880 | 32 | 10,889 | 2,69,069 | 24 | 1,686 | 83,300 | 50 |
| | Barley ... | 36 | 840 | 23 | 5 | 120 | 24 | 1 | 35 | 35 |
| | Oil-seeds ... | 1,023 | 28,063 | 27 | 2,788 | 61,187 | 22 | 226 | 4,520 | 20 |
| | Other crops including Babul plantation ... | 2,122 | 85,460 | 40 | 20,910 | 5,28,783 | 25 | 3,376 | 1,35,040 | 40 |
| | Total ... | 20,089 | 6,67,243 | 33 | 34,592 | 8,59,159 | 24 | 5,289 | 2,22,895 | 42 |
| | Total under both Heads ... | 63,975 | 16,55,176 | 30 | 97,475 | 22,91,486 | 23 | 11,328 | 4,17,053 | 36 |

| SHIKÁRPUK CANALS DISTRICT—continued. | | | | | | | | | | |
|--------------------------------------|--|------------------|-----------------|-----------------|------------------|-----------------|---|------------------|-----------------|-----|
| Description of Crops. | Chitti Canal. | | | Garang Canal. | | | Bunds in Rohri including Kassimpur Bunds. | | | |
| | Area irrigated. | Estimated value. | Value per acre. | Area irrigated. | Estimated value. | Value per acre. | Area irrigated. | Estimated value. | Value per acre. | |
| 1 | 29 | 30 | 31 | 32 | 33 | 34 | 35 | 36 | 37 | |
| | Acres. | Rs. | Rs. | Acres. | Rs. | Rs. | Acres. | Rs. | Rs. | |
| Kharif... | Rice ... | 2,700 | 94,500 | 35 | 444 | 15,540 | 35 | 3 | 120 | 40 |
| | Jowári ... | 1,800 | 45,000 | 25 | 2,136 | 53,400 | 25 | 671 | 13,420 | 20 |
| | Bájrí ... | 6 | 150 | 25 | 27 | 675 | 25 | ... | ... | ... |
| | Cotton ... | ... | ... | ... | 1 | 48 | 48 | ... | ... | ... |
| | Other crops including Babul plantation ... | 498 | 19,888 | 40 | 344 | 13,696 | 40 | 55 | 1,650 | 30 |
| | Total ... | 5,004 | 1,59,538 | 32 | 2,952 | 83,359 | 28 | 729 | 15,190 | 21 |
| Rabi ... | Wheat ... | 1,597 | 79,850 | 50 | 1,871 | 93,550 | 50 | 1,193 | 47,720 | 40 |
| | Barley ... | ... | ... | ... | ... | ... | ... | 2 | 53 | 27 |
| | Oil-seeds ... | 364 | 7,280 | 20 | 153 | 3,060 | 20 | 32 | 853 | 27 |
| | Other crops including Babul plantation ... | 4,583 | 1,83,520 | 40 | 1,915 | 76,600 | 40 | 28 | 840 | 30 |
| | Total ... | 6,549 | 2,70,650 | 41 | 3,939 | 1,73,210 | 45 | 1,255 | 49,466 | 39 |
| | Total under both Heads ... | 11,553 | 4,30,188 | 37 | 6,891 | 2,56,569 | 37 | 1,984 | 64,656 | 33 |

STATEMENT III-E—continued.

| Description of Crops. | SHIKARPUR CANALS DISTRICT—concluded. | | | | | | GHAR CANALS DISTRICT | | |
|--|--------------------------------------|------------------|-----------------|----------------------------------|------------------|-----------------|----------------------|------------------|-----------------|
| | Sukkur Begari Bund. | | | Total Shikarpur Canals District. | | | Sukkur Canal. | | |
| | Area irrigated. | Estimated value. | Value per acre. | Area irrigated. | Estimated value. | Value per acre. | Area irrigated. | Estimated value. | Value per acre. |
| 1 | 38 | 39 | 40 | 41 | 42 | 43 | 44 | 45 | 46 |
| | Acres. | Rs. | Rs. | Acres. | Rs. | Rs. | Acres. | Rs. | Rs. |
| Kharif ... { Rice ... | 1,512 | 52,895 | 35 | 44,275 | 11,74,378 | 26 | 46,697 | 8,52,611 | 18 |
| Jowári ... | 1,857 | 45,305 | 24 | 99,825 | 20,41,710 | 20 | 16,396 | 2,09,279 | 13 |
| Bájrí ... | 33 | 615 | 19 | 17,009 | 3,63,618 | 21 | 424 | 4,585 | 11 |
| Cotton ... | 14 | 696 | 49 | 420 | 8,654 | 20 | 4 | 280 | 70 |
| Other crops including Babul plantation ... | 294 | 11,900 | 40 | 13,213 | 5,40,216 | 40 | 3,900 | 38,069 | 10 |
| Total ... | 3,710 | 1,11,411 | 30 | 174,742 | 41,28,576 | 23 | 67,421 | 11,04,824 | 16 |
| Rabi ... { Wheat ... | 3,050 | 1,35,924 | 44 | 51,790 | 15,91,811 | 30 | 19,762 | 4,45,708 | 23 |
| Barley ... | 13 | 455 | 35 | 80 | 2,100 | 26 | 21 | 226 | 11 |
| Oil-seeds ... | 227 | 4,540 | 20 | 5,705 | 1,34,650 | 20 | 8,407 | 1,48,359 | 18 |
| Other crops including Babul plantation ... | 3,519 | 1,37,420 | 39 | 40,440 | 13,30,488 | 33 | 27,667 | 2,95,483 | 11 |
| Total ... | 6,809 | 2,78,339 | 40 | 93,015 | 30,59,049 | 31 | 55,857 | 8,89,776 | 16 |
| Total under both Heads ... | 10,519 | 3,89,750 | 37 | 272,757 | 71,87,625 | 26 | 123,278 | 19,94,600 | 16 |

| Description of Crops. | GHAR CANALS DISTRICT—concluded. | | | | | | | | |
|--|---------------------------------|------------------|-----------------|-----------------|------------------|-----------------|-----------------------------|------------------|-----------------|
| | Ghar Canal. | | | Ghar Bunds. | | | Total Ghar Canals District. | | |
| | Area irrigated. | Estimated value. | Value per acre. | Area irrigated. | Estimated value. | Value per acre. | Area irrigated. | Estimated value. | Value per acre. |
| 1 | 47 | 48 | 49 | 50 | 51 | 52 | 53 | 54 | 55 |
| | Acres. | Rs. | Rs. | Acres. | Rs. | Rs. | Acres. | Rs. | Rs. |
| Kharif ... { Rice ... | 199,959 | 72,20,335 | 36 | ... | ... | ... | 246,656 | 80,72,946 | 33 |
| Jowári ... | 21,436 | 3,34,084 | 16 | 188 | 4,010 | 21 | 38,020 | 5,47,373 | 14 |
| Bájrí ... | 659 | 5,340 | 8 | ... | ... | ... | 1,033 | 9,925 | 9 |
| Cotton ... | 15 | 244 | 16 | ... | ... | ... | 19 | 524 | 28 |
| Other crops including Babul plantation ... | 6,614 | 75,285 | 11 | 143 | 5,506 | 38 | 10,662 | 1,18,860 | 11 |
| Total ... | 228,663 | 76,35,283 | 33 | 336 | 9,516 | 28 | 296,440 | 87,49,628 | 30 |
| Rabi ... { Wheat ... | 27,820 | 5,44,400 | 20 | 227 | 10,608 | 47 | 47,809 | 10,00,716 | 21 |
| Barley ... | 47 | 501 | 11 | 2 | 70 | 35 | 70 | 797 | 11 |
| Oil-seeds ... | 34,352 | 2,84,956 | 8 | 18 | 380 | 21 | 42,777 | 4,33,695 | 10 |
| Other crops including Babul plantation ... | 90,676 | 3,03,083 | 3 | 43 | 1,688 | 39 | 118,386 | 6,00,254 | 5 |
| Total ... | 152,895 | 11,32,940 | 7 | 290 | 12,746 | 44 | 209,042 | 20,35,462 | 10 |
| Total under both Heads ... | 381,578 | 87,68,223 | 23 | 626 | 22,262 | 36 | 505,482 | 107,85,090 | 21 |

STATEMENT III-B—continued.

| Description of Crops. | | KARACHI CANALS DISTRICT. | | | | | |
|----------------------------|--|--------------------------|------------------|-----------------|-----------------|------------------|-----------------|
| | | Sattah | | | Baghar. | | |
| | | Area irrigated. | Estimated value. | Value per acre. | Area irrigated. | Estimated value. | Value per acre. |
| 1 | 56 | 57 | 58 | 59 | 60 | 61 | |
| | | Acres. | Rs. | Rs. | Acres. | Rs. | Rs. |
| Kharif... | Rice ... | 11,492 | 4,59,680 | 40 | 24,931 | 997,240 | 40 |
| | Jowári ... | 4 | 200 | 50 | 120 | 6,000 | 50 |
| | Báji ... | 1,254 | 1,00,320 | 80 | 1,423 | 1,13,840 | 80 |
| | Cotton ... | ... | ... | ... | ... | ... | ... |
| | Other crops including Babul plantation ... | 100 | 9,000 | 90 | 737 | 66,330 | 90 |
| Total ... | 12,850 | 5,69,200 | 44 | 27,211 | 11,83,410 | 43 | |
| Rabi ... | Wheat ... | 10 | 1,200 | 120 | ... | ... | ... |
| | Barley ... | 17 | 850 | 50 | 1,087 | 51,850 | 50 |
| | Oil-seeds ... | 37 | 4,440 | 120 | 325 | 39,000 | 120 |
| | Other crops including Babul plantation ... | 202 | 18,180 | 90 | 8,096 | 7,28,640 | 90 |
| | Total ... | 266 | 24,670 | 93 | 9,458 | 8,19,490 | 86 |
| Total under both Heads ... | 13,116 | 5,93,870 | 45 | 36,669 | 20,02,900 | 54 | |

| Description of Crops. | | KARACHI CANALS DISTRICT—continued. | | | | | |
|----------------------------|--|------------------------------------|------------------|-----------------|--------------------------|------------------|-----------------|
| | | Kalri. | | | Indus Canals Right Bank. | | |
| | | Area irrigated. | Estimated value. | Value per acre. | Area irrigated. | Estimated value. | Value per acre. |
| 1 | 62 | 63 | 64 | 65 | 66 | 67 | |
| | | Acres. | Rs. | Rs. | Acres. | Rs. | Rs. |
| Kharif... | Rice ... | 21,777 | 8,71,080 | 40 | 27,983 | 11,19,520 | 40 |
| | Jowári ... | 677 | 33,850 | 50 | 15 | 750 | 50 |
| | Báji ... | 3,302 | 2,64,160 | 80 | 49 | 3,920 | 80 |
| | Cotton ... | ... | ... | ... | ... | ... | ... |
| | Other crops including Babul plantation ... | 408 | 36,720 | 90 | 45 | 4,050 | 90 |
| Total ... | 26,164 | 12,05,810 | 46 | 28,097 | 11,28,240 | 40 | |
| Rabi ... | Wheat ... | 50 | 6,000 | 120 | ... | ... | ... |
| | Barley ... | 1,259 | 62,950 | 50 | 303 | 15,400 | 50 |
| | Oil-seeds ... | 970 | 1,16,400 | 120 | 811 | 97,320 | 120 |
| | Other crops including Babul plantation ... | 3,176 | 2,85,840 | 90 | 4,275 | 3,84,750 | 90 |
| | Total ... | 5,455 | 4,71,190 | 86 | 5,394 | 4,97,470 | 92 |
| Total under both Heads ... | 31,619 | 16,77,000 | 53 | 33,491 | 16,25,710 | 48 | |

STATEMENT III-E—continued.

| KARACHI CANALS DISTRICT—continued. | | | | | | | |
|------------------------------------|--|------------------|-----------------|-------------------------|------------------|-----------------|-----|
| Description of Crops. | Pinyari. | | | Indus Canals Left Bank. | | | |
| | Area irrigated. | Estimated value. | Value per acre. | Area irrigated. | Estimated value. | Value per acre. | |
| 1 | 68 | 69 | 70 | 71 | 72 | 73 | |
| | Acres. | Rs. | Rs. | Acres. | Rs. | Rs. | |
| Kharif ... | Rice ... | 81,674 | 32,66,960 | 40 | 34,880 | 13,95,200 | 40 |
| | Jowári ... | 37 | 1,850 | 50 | 188 | 9,400 | 50 |
| | Báji ... | 1,149 | 91,920 | 80 | 880 | 70,400 | 80 |
| | Cotton ... | 8 | 112 | 14 | | | ... |
| | Other crops including Babul plantation ... | 1,446 | 1,30,140 | 90 | 220 | 19,800 | 90 |
| Total ... | 84,314 | 34,90,982 | 41 | 36,168 | 14,94,800 | 41 | |
| Rábi ... | Wheat ... | 113 | 13,560 | 120 | 4 | 430 | 120 |
| | Barley ... | 1,215 | 60,750 | 50 | 238 | 11,900 | 50 |
| | Oil-seeds ... | 16,861 | 20,23,320 | 120 | 3,357 | 4,02,840 | 120 |
| | Other crops including Babul plantation ... | 1,857 | 1,67,130 | 90 | 950 | 85,500 | 90 |
| | Total ... | 20,046 | 22,64,760 | 101 | 4,549 | 5,00,720 | 110 |
| Total under both Heads ... | 104,360 | 57,55,742 | 55 | 40,717 | 19,95,520 | 49 | |

| KARACHI CANALS DISTRICT—concluded. | | | | | | | |
|------------------------------------|--|------------------|-----------------|---------------------------------|------------------|-----------------|-----|
| Description of Crops. | Bunds in Karachi Canals District. | | | Total, Karachi Canals District. | | | |
| | Area irrigated. | Estimated value. | Value per acre. | Area irrigated. | Estimated value. | Value per acre. | |
| 1 | 74 | 75 | 76 | 77 | 78 | 79 | |
| | Acres. | Rs. | Rs. | Acres. | Rs. | Rs. | |
| Kharif ... | Rice ... | 9,073 | 3,62,920 | 40 | 211,815 | 84,72,600 | 40 |
| | Jowári ... | 4 | 200 | 50 | 1,045 | 52,250 | 50 |
| | Báji ... | 113 | 9,040 | 80 | 8,170 | 6,53,600 | 80 |
| | Cotton ... | | | ... | 8 | 112 | 14 |
| | Other crops including Babul plantation ... | 8 | 720 | 90 | 2,964 | 2,66,760 | 90 |
| Total ... | 9,198 | 3,72,880 | 40 | 224,002 | 94,45,322 | 42 | |
| Rábi ... | Wheat ... | | | ... | 177 | 21,240 | 120 |
| | Barley ... | 201 | 10,050 | 50 | 4,275 | 2,13,750 | 50 |
| | Oil-seeds ... | 140 | 16,800 | 120 | 22,501 | 27,00,120 | 120 |
| | Other crops including Babul plantation ... | 922 | 82,980 | 90 | 19,478 | 17,53,020 | 90 |
| | Total ... | 1,263 | 1,09,830 | 87 | 46,431 | 46,88,130 | 110 |
| Total under both Heads ... | 10,461 | 4,82,710 | 46 | 270,433 | 1,41,33,452 | 52 | |

STATEMENT III-E—continued.

| Description of Crops. | WESTERN NARA DISTRICT. | | | INDUS RIGHT BANK DIVISION. | | |
|--|------------------------|------------------|-----------------|----------------------------|------------------|-----------------|
| | Canals and Bunds. | | | Total. | | |
| | Area irrigated. | Estimated value. | Value per acre. | Area irrigated. | Estimated value. | Value per acre. |
| 1 | 80 | 81 | 82 | 83 | 84 | 85 |
| | Acres. | Rs. | Rs. | Acres. | Rs. | Rs. |
| Kharif... { Rice ... | 173,215 | 65,95,263 | 38 | 796,784 | 3,00,71,473 | 37 |
| { Jowári ... | 43,812 | 12,67,210 | 29 | 316,445 | 68,75,229 | 22 |
| { Bajri ... | 3,704 | 2,32,998 | 63 | 130,045 | 34,31,525 | 26 |
| { Cotton ... | 215 | 3,064 | 14 | 702 | 18,300 | 26 |
| { Other crops including Babul plantation ... | 5,204 | 1,57,285 | 30 | 52,357 | 19,41,295 | 37 |
| Total ... | 226,150 | 82,55,820 | 37 | 1,296,333 | 4,23,37,822 | 33 |
| Rabi ... { Wheat ... | 51,047 | 16,75,685 | 33 | 248,760 | 78,18,071 | 31 |
| { Barley ... | 1,569 | 18,675 | 12 | 6,016 | 2,36,065 | 38 |
| { Oil-seeds ... | 37,851 | 5,49,643 | 15 | 180,508 | 54,38,996 | 30 |
| { Other crops including Babul plantation ... | 83,816 | 16,67,982 | 20 | 427,852 | 90,31,467 | 21 |
| Total ... | 174,283 | 39,11,985 | 22 | 863,136 | 2,25,24,599 | 26 |
| Total under both Heads ... | 400,433 | 1,21,67,805 | 30 | 2,159,469 | 6,48,62,421 | 30 |

| Description of Crops. | NORTHERN AND SOUTHERN JÁMRAO CANAL DISTRICTS. | | | EASTERN NARA DISTRICT. | | | | | |
|----------------------------|---|------------------|-----------------|------------------------|------------------|-----------------|-----------------|------------------|-----------------|
| | Jámrao Canal. | | | Nára Supply Channel. | | | Eastern Nára. | | |
| | Area irrigated. | Estimated value. | Value per acre. | Area irrigated. | Estimated value. | Value per acre. | Area irrigated. | Estimated value. | Value per acre. |
| 1 | 86 | 87 | 88 | 89 | 90 | 91 | 92 | 93 | 94 |
| | Acres. | Rs. | Rs. | Acres. | Rs. | Rs. | Acres. | Rs. | Rs. |
| Kharif... { Rice ... | 29 | 993 | 34 | 1,347 | 53,880 | 40 | 12,075 | 3,15,142 | 26 |
| { Jowári ... | 5,996 | 1,07,419 | 18 | 845 | 16,900 | 20 | 336 | 6,170 | 18 |
| { Bajri ... | 55,939 | 13,86,972 | 24 | 117 | 1,755 | 15 | 20,788 | 3,79,024 | 18 |
| { Cotton ... | 102,435 | 71,68,186 | 70 | 15 | 450 | 30 | 5,979 | 4,60,293 | 77 |
| { Other crops ... | 6,888 | 1,04,544 | 15 | 134 | 4,020 | 30 | 256 | 6,650 | 26 |
| Total ... | 171,287 | 87,18,214 | 51 | 2,458 | 77,005 | 31 | 39,434 | 11,67,279 | 30 |
| Rabi ... { Wheat ... | 57,108 | 83,86,161 | 147 | 6,536 | 2,63,440 | 40 | 5,559 | 1,40,708 | 25 |
| { Barley ... | 1,244 | 20,994 | 17 | 25 | 667 | 25 | 63 | 1,085 | 17 |
| { Oil-seeds ... | 2,840 | 44,874 | 16 | 666 | 17,760 | 27 | 2,092 | 29,031 | 14 |
| { Other crops ... | 10,045 | 1,19,063 | 12 | 3,464 | 1,03,920 | 30 | 1,355 | 44,848 | 33 |
| Total ... | 71,237 | 85,71,112 | 120 | 10,741 | 3,85,787 | 36 | 9,069 | 2,15,672 | 24 |
| Total under both Heads ... | 242,524 | 1,72,89,326 | 71 | 13,199 | 4,62,792 | 35 | 48,503 | 13,82,951 | 29 |

STATEMENT III-E—continued.

| Description of Crops. | | EASTERN NARA DISTRICT—continued. | | | | | | | | |
|----------------------------|----------------|----------------------------------|------------------|-----------------|-----------------|------------------|-----------------|-----------------|------------------|-----------------|
| | | Mithrao Canal. | | | Thar Canal. | | | Khipro Canal. | | |
| | | Area irrigated. | Estimated value. | Value per acre. | Area irrigated. | Estimated value. | Value per acre. | Area irrigated. | Estimated value. | Value per acre. |
| 1 | 95 | 96 | 97 | 98 | 99 | 100 | 101 | 102 | 103 | |
| | | Acres. | Rs. | Rs. | Acres. | Rs. | Rs. | Acres. | Rs. | Rs. |
| Kharif | Rice ... | 30,182 | 6,33,598 | 21 | 25,016 | 16,05,193 | 64 | 404 | 10,277 | 25 |
| | Jowari ... | 599 | 10,182 | 17 | 27 | 486 | 18 | 3 | 49 | 16 |
| | Bajri ... | 23,380 | 4,25,118 | 18 | 6,488 | 1,55,712 | 24 | 2,517 | 46,935 | 19 |
| | Cotton ... | 33,677 | 25,46,804 | 75 | 3,736 | 2,18,556 | 59 | 659 | 52,720 | 80 |
| | Other crops... | 421 | 10,070 | 24 | 269 | 14,347 | 53 | 2 | 60 | 30 |
| | Total ... | 88,259 | 36,25,272 | 41 | 35,536 | 19,94,294 | 56 | 3,585 | 1,10,041 | 31 |
| Rabi | Wheat ... | 6,971 | 2,01,016 | 29 | 6,905 | 2,58,937 | 37 | 136 | 3,937 | 29 |
| | Barley ... | 10 | 150 | 15 | 2 | 42 | 21 | ... | ... | ... |
| | Oil-seeds ... | 1,297 | 16,700 | 13 | 3,685 | 55,275 | 15 | 91 | 1,354 | 15 |
| | Other crops... | 1,232 | 32,722 | 27 | 802 | 33,620 | 42 | 21 | 470 | 22 |
| | | Total ... | 9,510 | 2,50,588 | 26 | 11,394 | 3,47,874 | 50 | 248 | 5,811 |
| Total under both Heads ... | | 97,769 | 38,75,860 | 40 | 46,930 | 23,42,168 | 50 | 3,833 | 1,15,852 | 30 |

| Description of Crops. | | EASTERN NARA DISTRICT—concluded. | | | | | |
|----------------------------|----------------|----------------------------------|------------------|-----------------|-------------------------------|------------------|-----------------|
| | | Hiral Canal. | | | Total, Eastern Nara District. | | |
| | | Area irrigated. | Estimated value. | Value per acre. | Area irrigated. | Estimated value. | Value per acre. |
| 1 | 104 | 105 | 106 | 107 | 108 | 109 | |
| | | Acres. | Rs. | Rs. | Acres. | Rs. | Rs. |
| Kharif | Rice ... | 3,996 | 68,265 | 17 | 73,020 | 26,86,355 | 37 |
| | Jowari ... | 52 | 680 | 13 | 1,862 | 34,467 | 19 |
| | Bajri ... | 3,925 | 70,650 | 18 | 57,215 | 10,79,194 | 19 |
| | Cotton ... | 4,089 | 2,61,696 | 64 | 48,155 | 35,40,019 | 74 |
| | Other crops... | 114 | 1,140 | 10 | 1,196 | 36,287 | 30 |
| | Total ... | 12,176 | 4,02,431 | 33 | 1,81,448 | 73,76,322 | 41 |
| Rabi | Wheat ... | 2,181 | 63,976 | 29 | 28,338 | 9,32,064 | 33 |
| | Barley ... | 2 | 28 | 14 | 102 | 1,972 | 19 |
| | Oil-seeds ... | 349 | 4,101 | 12 | 3,180 | 1,24,221 | 15 |
| | Other crops... | 32 | 960 | 30 | 6,906 | 2,16,540 | 31 |
| | Total ... | 2,564 | 69,065 | 27 | 43,526 | 12,74,797 | 29 |
| Total under both Heads ... | | 14,740 | 4,71,496 | 32 | 2,24,974 | 86,51,119 | 38 |

STATEMENT III-E—continued.

| Description of Crops. | NASRAT CANALS DISTRICT. | | | | | | | | | |
|----------------------------|-------------------------|------------------|-----------------|-----------------|------------------|-----------------|-----------------|------------------|-----------------|----|
| | Dad Canal.* | | | Nasrat Canal. | | | Navlakhi Canal. | | | |
| | Area irrigated. | Estimated value. | Value per acre. | Area irrigated. | Estimated value. | Value per acre. | Area irrigated. | Estimated value. | Value per acre. | |
| 1 | 110 | 111 | 112 | 113 | 114 | 115 | 116 | 117 | 118 | |
| | Acres. | Rs. | Rs. | Acres. | Rs. | Rs. | Acres. | Rs. | Rs. | |
| Kharif ... | Rice ... | 22,240 | 6,29,324 | 28 | 149 | 1,639 | 11 | 5,441 | 55,554 | 10 |
| | Jowári ... | 29,868 | 7,06,953 | 24 | 28,714 | 5,49,070 | 19 | 28,559 | 4,46,058 | 16 |
| | Bájrí ... | 32,923 | 9,10,309 | 28 | 16,188 | 3,67,005 | 23 | 5,340 | 86,581 | 16 |
| | Cotton ... | 8,943 | 4,54,415 | 51 | 18,401 | 10,83,398 | 59 | 704 | 10,754 | 15 |
| | Other crops ... | 8,530 | 2,61,330 | 31 | 11,384 | 2,40,056 | 21 | 1,972 | 66,904 | 34 |
| | Total ... | 1,02,504 | 29,62,331 | 29 | 74,786 | 22,41,168 | 30 | 42,016 | 6,65,851 | 16 |
| Rabi ... | Wheat ... | 7,438 | 1,64,748 | 22 | 1,419 | 34,790 | 24 | 6,838 | 1,48,620 | 22 |
| | Barley ... | 905 | 10,564 | 12 | 9 | 267 | 30 | 44 | 968 | 22 |
| | Oil-seeds ... | 6,726 | 1,97,308 | 29 | 2,949 | 79,382 | 27 | 1,410 | 40,987 | 29 |
| | Other crops ... | 8,960 | 2,07,356 | 23 | 1,035 | 13,194 | 13 | 539 | 7,708 | 14 |
| | Total ... | 24,024 | 5,79,976 | 24 | 5,412 | 1,27,633 | 24 | 8,831 | 1,98,283 | 22 |
| Total under both Heads ... | 1,26,528 | 35,42,307 | 28 | 80,198 | 23,68,801 | 30 | 50,847 | 8,64,134 | 17 | |

| Description of Crops. | NASRAT CANALS DISTRICT—concluded. | | | | | | HYDRABAD CANALS DISTRICT. | | | |
|----------------------------|-----------------------------------|------------------|-----------------|--------------------------------|------------------|-----------------|---------------------------|------------------|-----------------|-----|
| | Other Canals. | | | Total, Nasrat Canals District. | | | Alibahar Kacheri. | | | |
| | Area irrigated. | Estimated value. | Value per acre. | Area irrigated. | Estimated value. | Value per acre. | Area irrigated. | Estimated value. | Value per acre. | |
| 1 | 119 | 120 | 121 | 122 | 123 | 124 | 125 | 126 | 127 | |
| | Acres. | Rs. | Rs. | Acres. | Rs. | Rs. | Acres. | Rs. | Rs. | |
| Kharif ... | Rice ... | 1,294 | 15,438 | 12 | 29,124 | 7,01,955 | 24 | 266 | 8,512 | 32 |
| | Jowári ... | 15,381 | 2,44,091 | 16 | 1,02,522 | 19,46,172 | 19 | 743 | 21,816 | 29 |
| | Bájrí ... | 5,203 | 85,996 | 17 | 59,604 | 14,49,891 | 24 | 7,677 | 2,30,310 | 30 |
| | Cotton ... | 60 | 1,569 | 26 | 28,108 | 15,50,136 | 55 | 2,705 | 1,06,440 | 39 |
| | Other crops ... | 546 | 28,060 | 51 | 22,432 | 5,96,350 | 27 | 161 | 7,497 | 47 |
| | Total ... | 22,484 | 3,75,154 | 17 | 2,41,790 | 62,44,504 | 26 | 11,552 | 3,74,575 | 32 |
| Rabi ... | Wheat ... | 3,349 | 74,811 | 22 | 19,039 | 4,22,969 | 22 | 196 | 7,330 | 37 |
| | Barley ... | 168 | 2,679 | 16 | 1,126 | 14,478 | 13 | ... | ... | ... |
| | Oil-seeds ... | 301 | 9,068 | 30 | 11,386 | 3,26,745 | 29 | 349 | 8,636 | 25 |
| | Other crops ... | 210 | 7,994 | 38 | 10,744 | 2,36,252 | 22 | 977 | 20,182 | 21 |
| Total ... | 4,028 | 94,552 | 28 | 42,295 | 10,00,444 | 24 | 1,522 | 36,048 | 24 | |
| Total under both Heads ... | 26,512 | 4,69,706 | 18 | 2,84,085 | 72,44,948 | 26 | 13,074 | 4,10,623 | 31 | |

* Includes Ron Distributary in charge of the Executive Engineer, Hyderabad Canals District.

STATEMENT III-E—continued.

| Description of Crops. | | HYDERABAD CANALS DISTRICT—continued. | | | | | | | | |
|----------------------------|-------------------|--------------------------------------|------------------|-----------------|-----------------|------------------|-----------------|-----------------|------------------|-----------------|
| | | Great Márah. | | | Sarfras. | | | Other Canals. | | |
| | | Area irrigated. | Estimated value. | Value per acre. | Area irrigated. | Estimated value. | Value per acre. | Area irrigated. | Estimated value. | Value per acre. |
| 1 | 128 | 129 | 130 | 131 | 132 | 133 | 134 | 135 | 136 | |
| | Acres. | Rs. | Rs. | Acres. | Rs. | Rs. | Acres. | Rs. | Rs. | |
| Kharif | { Rice ... | 11,779 | 4,24,003 | 36 | 450 | 15,258 | 34 | 1,039 | 39,928 | 38 |
| | { Jowári ... | 1,937 | 51,750 | 27 | 647 | 18,084 | 28 | 3,522 | 97,386 | 28 |
| | { Bájri ... | 33,460 | 9,52,782 | 28 | 16,122 | 4,63,842 | 29 | 78,796 | 24,47,865 | 31 |
| | { Cotton ... | 20,099 | 11,65,938 | 58 | 5,980 | 2,96,230 | 50 | 37,962 | 17,21,107 | 45 |
| | { Other crops ... | 1,099 | 42,599 | 39 | 871 | 44,554 | 51 | 4,893 | 2,80,159 | 57 |
| Total ... | 68,374 | 26,37,132 | 39 | 24,070 | 8,37,968 | 35 | 1,26,212 | 45,86,445 | 36 | |
| Rabi | { Wheat ... | 765 | 29,497 | 39 | 750 | 25,407 | 34 | 2,441 | 91,321 | 37 |
| | { Barley ... | ... | ... | ... | 2 | 60 | 30 | 2 | 51 | 26 |
| | { Oil-seeds ... | 1,225 | 29,311 | 24 | 599 | 21,910 | 37 | 1,858 | 52,178 | 28 |
| | { Other crops ... | 6,129 | 83,493 | 14 | 1,493 | 38,496 | 26 | 16,417 | 2,50,445 | 15 |
| Total ... | 8,119 | 1,42,301 | 18 | 2,844 | 85,873 | 30 | 20,718 | 3,93,995 | 19 | |
| Total under both Heads ... | 76,493 | 27,79,433 | 36 | 26,914 | 9,23,841 | 34 | 1,46,930 | 49,80,440 | 34 | |

| Description of Crops. | | HYDERABAD CANALS DISTRICT—concluded. | | | FULELI CANALS DISTRICT. | | | | | |
|----------------------------|-------------------|--------------------------------------|------------------|-----------------|-------------------------|------------------|-----------------|-----------------|------------------|-----------------|
| | | Total, Hyderabad Canals District.* | | | Fuleli Canal. | | | Hasanali Canal. | | |
| | | Area irrigated. | Estimated value. | Value per acre. | Area irrigated. | Estimated value. | Value per acre. | Area irrigated. | Estimated value. | Value per acre. |
| 1 | 137 | 138 | 139 | 140 | 141 | 142 | 143 | 144 | 145 | |
| | Acres. | Rs. | Rs. | Acres. | Rs. | Rs. | Acres. | Rs. | Rs. | |
| Kharif | { Rice ... | 13,534 | 4,87,701 | 36 | 2,24,395 | 62,85,486 | 28 | 13,485 | 4,04,550 | 30 |
| | { Jowári ... | 6,849 | 1,89,036 | 28 | 4,958 | 1,23,169 | 25 | 96 | 1,440 | 15 |
| | { Bájri ... | 1,36,055 | 40,94,799 | 30 | 61,864 | 15,56,018 | 25 | 2,291 | 45,820 | 20 |
| | { Cotton ... | 66,746 | 32,89,775 | 49 | 19,948 | 9,67,992 | 49 | 126 | 4,536 | 36 |
| | { Other crops ... | 7,024 | 3,74,809 | 53 | 8,234 | 3,84,371 | 47 | 259 | 11,573 | 45 |
| Total ... | 2,30,208 | 84,36,120 | 37 | 3,18,899 | 93,17,036 | 29 | 16,257 | 4,67,919 | 29 | |
| Rabi | { Wheat ... | 4,152 | 1,53,555 | 37 | 33,370 | 9,23,871 | 28 | 13 | 260 | 20 |
| | { Barley ... | 4 | 111 | 28 | 1,829 | 42,735 | 23 | 14 | 210 | 15 |
| | { Oil-seeds ... | 4,031 | 1,12,035 | 28 | 37,956 | 8,73,983 | 23 | 1,043 | 15,665 | 15 |
| | { Other crops ... | 25,016 | 3,92,516 | 16 | 18,595 | 4,77,316 | 26 | 182 | 2,283 | 13 |
| Total ... | 33,203 | 6,58,217 | 20 | 91,750 | 23,17,905 | 25 | 1,252 | 18,418 | 15 | |
| Total under both Heads ... | 2,63,411 | 90,94,337 | 35 | 4,10,649 | 1,16,34,941 | 28 | 17,509 | 4,86,337 | 28 | |

* Excludes Ren Distributory incorporated with Dad Canals in Nasrat Canals District.

STATEMENT III-E—concluded.

| FULELI CANALS DISTRICT—concluded. | | | | | | | |
|-----------------------------------|-----------------|------------------|-----------------|-----------------|------------------|-----------------|----|
| Description of Crops. | Other Canals. | | | Total. | | | |
| | Area irrigated. | Estimated value. | Value per acre. | Area irrigated. | Estimated value. | Value per acre. | |
| 1 | 146 | 147 | 148 | 149 | 150 | 151 | |
| | Acres. | Rs. | Rs. | Acres. | Rs. | Rs. | |
| Kharif | Rice ... | 14,699 | 4,76,690 | 32 | 2,52,579 | 77,06,726 | 28 |
| | Jowári ... | 361 | 6,795 | 19 | 5,415 | 1,31,404 | 24 |
| | Bájrí ... | 7,833 | 1,79,208 | 24 | 70,988 | 17,81,046 | 25 |
| | Cotton ... | 823 | 41,764 | 51 | 20,897 | 10,14,292 | 49 |
| | Other crops ... | 363 | 14,795 | 41 | 8,856 | 4,10,739 | 46 |
| Total ... | 23,579 | 7,19,252 | 31 | 3,58,735 | 1,05,04,207 | 29 | |
| Rabi | Wheat ... | 814 | 26,555 | 33 | 34,197 | 9,50,686 | 28 |
| | Barley ... | 75 | 1,755 | 23 | 1,918 | 44,700 | 23 |
| | Oil-seeds ... | 2,478 | 1,65,165 | 67 | 41,477 | 10,54,833 | 25 |
| | Other crops ... | 1,536 | 39,268 | 26 | 20,313 | 5,18,867 | 26 |
| Total ... | 4,903 | 2,32,763 | 47 | 97,905 | 25,69,086 | 26 | |
| Total under both Heads ... | 28,482 | 9,52,015 | 33 | 4,56,640 | 1,30,73,293 | 29 | |

| Description of Crops. | INDUS LEFT BANK DIVISION. | | | GRAND TOTAL FOR SIND. | | | |
|----------------------------|---------------------------|------------------|-----------------|-----------------------|------------------|-----------------|----|
| | Total. | | | Area irrigated. | Estimated value. | Value per acre. | |
| | Area irrigated. | Estimated value. | Value per acre. | Area irrigated. | Estimated value. | Value per acre. | |
| 1 | 152 | 153 | 154 | 155 | 156 | 157 | |
| | Acres. | Rs. | Rs. | Acres. | Rs. | Rs. | |
| Kharif | Rice ... | 3,68,286 | 1,10,43,780 | 30 | 1,165,070 | 4,11,15,203 | 35 |
| | Jowári ... | 1,22,644 | 24,08,498 | 20 | 439,089 | 92,83,727 | 21 |
| | Bájrí ... | 3,79,801 | 97,41,902 | 26 | 509,846 | 1,31,73,427 | 25 |
| | Cotton ... | 2,66,341 | 1,65,62,408 | 62 | 267,043 | 1,65,80,708 | 62 |
| | Other crops ... | 46,396 | 15,22,829 | 33 | 98,753 | 34,64,124 | 35 |
| Total ... | 11,83,468 | 4,12,79,367 | 35 | 2,479,801 | 8,86,17,189 | 33 | |
| Rabi | Wheat ... | 1,42,834 | 1,08,45,435 | 76 | 391,594 | 1,86,63,506 | 47 |
| | Barley ... | 4,394 | 82,255 | 19 | 10,410 | 3,18,320 | 30 |
| | Oil-seeds ... | 67,914 | 16,62,708 | 24 | 248,422 | 71,01,704 | 28 |
| | Other crops ... | 73,024 | 14,83,258 | 20 | 500,876 | 1,05,14,725 | 20 |
| Total ... | 2,88,166 | 1,40,73,656 | 49 | 1,151,302 | 3,65,98,255 | 31 | |
| Total under both Heads ... | 14,71,634 | 5,53,53,023 | 38 | 3,631,103 | 12,02,15,444 | 33 | |

STATEMENT

Comparative Statement of Irrigation and Rainfall for

| Civil District. | OF THE CIVIL DISTRICT. | | | WORKS SUPPLYING IRRIGATION. | | Culturable Area commanded by the Irrigation Works in column 6 in Acres. |
|-----------------------|------------------------|---------------------------|---------------------------|-----------------------------|--------------------------|---|
| | Total Area in Acres. | Culturable Area in Acres. | Cultivated Area in Acres. | No. | Name. | |
| 1 | 2 | 3 | 4 | 5 | 6 | 7 |
| Kelat Territory... | 513,195 | 276,920 | 120,868 | 1 | Desert Canal | 101,493 |
| | | | | 2 | Begári Canal | 180,000 |
| | | | | Total | | 281,493 |
| Upper Sind Frontier. | 1,725,237 | 1,298,017 | 616,843 | 8 | Desert Canal | 287,492 |
| | | | | 4 | Unharwáh | 214,056 |
| | | | | 5 | Begári Canal | 416,887 |
| | | | | 6 | Canals from Kashmir Bund | 29,401 |
| | | | | 7 | Sukkur Canal | 50,618 |
| | | | | 8 | Ghár Canal | 53,714 |
| | | | | 9 | Sind Canal | 4,119 |
| | | | | 10 | Canals in Rohri | ... |
| | | | | Total | | 1,056,287 |
| | | | | Sukkur Collectorate. | 3,588,073 | 1,851,583 |
| 12 | Sukkur Canal | 58,056 | | | | |
| 13 | Ghár Canal | 942 | | | | |
| 14 | Ghár Bunds | 2,940 | | | | |
| 15 | Mahiwáh | 145,445 | | | | |
| 16 | Sind Canal | 186,919 | | | | |
| 17 | Canals in Rohri | 146,498 | | | | |
| 18 | Garang Canal | 17,900 | | | | |
| 19 | Rajib Canal | 12,400 | | | | |
| 20 | Chitti Canal | 18,200 | | | | |
| 21 | Bunds in Rohri | 5,450 | | | | |
| 22 | Sukkur-Begári Bund | 19,268 | | | | |
| 23 | Nára Supply Channel | 25,000 | | | | |
| Total | | 722,352 | | | | |
| Larkána Collectorate. | 1,866,794 | 1,191,618 | 397,784 | 24 | Begári Canal | 300 |
| | | | | 25 | Sukkur Canal | 60,620 |
| | | | | 26 | Ghár Canal | 380,315 |
| | | | | 27 | Ghár Bunds | 220 |
| | | | | 28 | Sind Canal | 60 |
| | | | | 29 | Western Nára | 344,264 |
| | | | | 30 | New Feeder | 1,650 |
| | | | | 31 | Pritohard Canal | 19,441 |
| | | | | 32 | Wahurwah | 7,150 |
| | | | | 33 | Marvi | 9,521 |
| | | | | 34 | Dádu Canal | 80,654 |
| | | | | 35 | Phitta Canal | 11,960 |
| | | | | 36 | Manchar | 19,000 |
| | | | | 37 | Aral | 9,000 |
| | | | | 38 | Nára Bunds | 9,793 |
| Total | | 903,948 | | | | |
| Karáchi Collectorate. | 5,429,871 | 1,848,578 | 396,034 | 39 | Canals north of Kotri | 20,259 |
| | | | | 40 | Bunds north of Kotri | 143 |
| | | | | 41 | Kalri | 40,317 |
| | | | | 42 | Baghar | 95,801 |
| | | | | 43 | Pinyári | 185,600 |
| | | | | 44 | Indus Canals, Right Bank | 198,701 |
| | | | | 45 | Indus Canals, Left Bank | 84,048 |
| | | | | 46 | Suttah Canal | 84,294 |
| | | | | 47 | Bunds, Right Bank | 18,296 |
| | | | | 48 | Bunds, Left Bank | 6,773 |
| | | | | 49 | Other Canals (Mulchand) | 13,522 |
| Total | | 699,253 | | | | |

IV-E.

the years 1921-1922 and 1922-1923 in Sind.

| Area at present estimated as annually irrigated by the works specified in column 6. | AREA IRRIGATED IN ACRES. | | | | | | RAINFALL. | | Remarks. |
|---|--------------------------|---------|---------|------------|---------|---------|------------|------------|----------|
| | 1921-1922. | | | 1922-1923. | | | 1 21-1922. | 1922-1923. | |
| | Kharif. | Rabi. | Total. | Kharif. | Rabi. | Total. | | | |
| | 8 | 9 | 10 | 11 | 12 | 13 | 14 | 15 | |
| Acres. | Acres. | Acres. | Acres. | Acres. | Acres. | Acres. | Inch. cts. | Inch. cts. | |
| 65,000 | 33,233 | 20,110 | 53,343 | 33,045 | 40,214 | 73,259 | 5 53 | 1 85 | |
| 80,000 | 21,061 | 188 | 21,249 | 20,852 | 5,789 | 26,641 | 4 87 | 1 68 | |
| 95,000 | 59,294 | 20,298 | 79,592 | 53,897 | 46,008 | 99,900 | | | |
| 130,000 | 89,052 | 89,033 | 178,085 | 88,813 | 94,225 | 183,038 | 5 53 | 1 85 | |
| 70,000 | 46,596 | 41,957 | 87,553 | 55,702 | 49,978 | 105,680 | 3 90 | 1 91 | |
| 200,000 | 127,015 | 90,595 | 217,610 | 129,457 | 117,853 | 247,310 | 4 87 | 1 68 | |
| 4,000 | 1,397 | 2,009 | 3,408 | 2,246 | 2,697 | 4,943 | 6 69 | 1 84 | |
| 36,587 | 5,663 | 6,049 | 11,712 | 8,754 | 11,717 | 20,471 | 6 87 | 1 84 | |
| 20,185 | 7,267 | 5,644 | 12,911 | 11,134 | 5,994 | 17,128 | | | |
| ... | ... | ... | ... | ... | ... | ... | ... | ... | |
| ... | ... | ... | ... | ... | ... | ... | ... | ... | |
| 460,772 | 275,990 | 235,237 | 511,277 | 296,106 | 282,464 | 578,570 | | | |
| 50,000 | 39,452 | 18,512 | 57,964 | 44,834 | 24,609 | 69,493 | | | |
| 49,166 | 17,774 | 11,212 | 28,986 | 19,574 | 14,122 | 33,696 | 4 87 | 1 68 | |
| 550 | 176 | 225 | 401 | 112 | 288 | 400 | | | |
| 1,900 | 231 | 453 | 684 | 336 | 287 | 623 | 2 07 | 1 10 | |
| 99,000 | 41,577 | 17,422 | 58,999 | 49,539 | 19,493 | 69,032 | | | |
| 11,372 | 47,863 | 27,040 | 74,903 | 62,833 | 34,584 | 97,467 | | | |
| 61,968 | 80,019 | 16,229 | 46,248 | 43,836 | 20,089 | 63,975 | | | |
| 9,300 | 1,647 | 3,261 | 4,808 | 2,952 | 3,939 | 6,891 | | | |
| 11,500 | 4,243 | 4,013 | 8,256 | 6,039 | 5,289 | 11,328 | 3 23 | 1 63 | |
| 14,500 | 4,099 | 5,734 | 9,833 | 5,004 | 6,549 | 11,553 | | | |
| 4,180 | 444 | 1,376 | 1,820 | 729 | 1,255 | 1,984 | | | |
| 13,000 | 3,217 | 6,954 | 10,171 | 3,710 | 6,809 | 10,519 | | | |
| 12,200 | 1,645 | 9,901 | 11,546 | 2,458 | 10,741 | 13,199 | | | |
| 459,836 | 192,237 | 122,332 | 314,619 | 242,106 | 148,054 | 390,160 | | | |
| 125 | ... | ... | ... | ... | ... | ... | | | |
| 50,337 | 35,631 | 4,118 | 59,799 | 39,093 | 30,018 | 69,111 | 4 87 | 1 68 | |
| 338,132 | 198,332 | 123,345 | 326,677 | 217,437 | 146,613 | 364,050 | 12 17 | 4 08 | |
| 10 | 7 | ... | 7 | ... | 3 | 3 | | | |
| 10 | ... | ... | ... | ... | 8 | 8 | | | |
| 288,463 | 197,872 | 129,894 | 327,566 | 190,526 | 136,016 | 326,542 | | | |
| 1,500 | 641 | 376 | 1,017 | 593 | 142 | 735 | | | |
| 12,650 | 9,169 | 3,846 | 13,015 | 9,243 | 4,427 | 13,670 | | | |
| 3,150 | 1,226 | 1,734 | 2,960 | 1,834 | 1,114 | 2,498 | | | |
| 6,400 | 2,919 | 1,627 | 4,546 | 3,662 | 2,195 | 5,857 | | | |
| 21,550 | 7,902 | 5,992 | 13,894 | 8,150 | 3,602 | 11,752 | 8 73 | 1 85 | |
| 10,400 | 2,770 | 1,432 | 4,202 | 2,896 | 1,769 | 4,665 | | | |
| 20,500 | 1,328 | 13,248 | 14,576 | 671 | 12,266 | 12,937 | | | |
| 12,000 | 2,801 | 9,035 | 11,836 | 1,661 | 8,403 | 10,064 | | | |
| 3,415 | 1,534 | 1,219 | 2,753 | 1,581 | 531 | 2,112 | | | |
| 7,68,642 | 461,982 | 320,866 | 782,848 | 476,897 | 347,107 | 824,004 | | | |
| 17,500 | 5,529 | 4,183 | 9,712 | 5,733 | 3,784 | 9,567 | | | |
| 80 | 14 | 4 | 18 | ... | 84 | 34 | 8 73 | 1 85 | |
| 28,900 | 13,957 | 3,542 | 17,499 | 26,164 | 5,455 | 31,619 | 10 4 | 2 11 | |
| 51,800 | 28,670 | 7,252 | 35,922 | 27,311 | 9,458 | 36,669 | 11 19 | 1 83 | |
| 119,620 | 79,719 | 16,532 | 96,251 | 84,314 | 20,046 | 104,360 | 7 4 | 2 70 | |
| 49,600 | 24,854 | 4,588 | 29,442 | 28,097 | 1,394 | 33,491 | 11 2 | 2 8 | |
| 42,258 | 36,093 | 3,796 | 39,889 | 36,163 | 4,549 | 40,717 | 6 85 | 2 56 | |
| 17,229 | 13,776 | 324 | 14,100 | 12,850 | 266 | 13,116 | 7 6 | 2 30 | |
| 6,910 | 3,133 | 162 | 3,295 | 5,061 | 1,057 | 6,118 | 11 43 | 2 34 | |
| 4,747 | 4,034 | 597 | 4,631 | 4,137 | 206 | 4,343 | 6 52 | 2 59 | |
| 9,091 | 7,032 | 938 | 7,970 | 3,811 | 1,221 | 5,032 | ... | ... | |
| 347,735 | 216,871 | 41,918 | 258,789 | 233,596 | 51,470 | 285,066 | | | |

STATEMENT

| Civil District. | OF THE CIVIL DISTRICT. | | | WORKS SUPPLYING IRRIGATION. | | Culturable Area commanded by the Irrigation Works in column 6 in Acres. |
|-------------------------------|------------------------|---------------------------|---------------------------|-----------------------------|---------------------------------------|---|
| | Total Area in Acres. | Culturable Area in Acres. | Cultivated Area in Acres. | No. | Name. | |
| | 2 | 3 | 4 | 5 | 6 | |
| | Acres. | Acres. | Acres. | | | Acres. |
| Thar and Parkar Collectorate. | 8,727,011 | 4,192,160 | 981,166 | 50 | Jamráo Canal | 598,873 |
| | | | | 51 | Eastern Nára | 601,440 |
| | | | | 52 | Mithráo Canal | 406,579 |
| | | | | 53 | Khipro Canal | 88,845 |
| | | | | 54 | Thar Canal | 136,000 |
| | | | | 55 | Hiral Canal | 60,164 |
| | | | | 56 | Gháro Muhmado | 30,059 |
| | | | | 57 | Kari Shamali | 210,076 |
| | | | | Total ... | 1,667,025 | |
| Nawabshah Collectorate. | 2,494,015 | 1,679,788 | 442,601 | 58 | Jamráo Canal | 204,446 |
| | | | | 59 | Mohrabwah | 63,946 |
| | | | | 60 | Nasrat Canal | 823,113 |
| | | | | 61 | Naulákhí | 162,189 |
| | | | | 62 | Dámbró | 51,290 |
| | | | | 63 | Dad Canal | 313,721 |
| | | | | 64 | Ren Distributary <i>ex</i> Dad | 12,756 |
| | | | | 65 | Renwah | 1,258 |
| | | | | 66 | Alibahar Kacheri | 42,615 |
| | | | | 67 | Great Márák | 114,289 |
| | | | | 68 | Gháro Muhmado | 115,034 |
| | | | | 69 | Other Canals | 24,897 |
| | | | | Total ... | 1,429,554 | |
| Hyderahad Collectorate. | 2,883,955 | 2,303,565 | 598,907 | 70 | Jamráo Canal | 8,566 |
| | | | | 71 | Alibahar Kacheri | 14,165 |
| | | | | 72 | Great Márák | 36,602 |
| | | | | 73 | Gháro Muhmado | 401,689 |
| | | | | 74 | Sarfram | 110,474 |
| | | | | 75 | Kari Shumali | 220,445 |
| | | | | 76 | Nasirwah | 123,566 |
| | | | | 77 | Other Canals | 122 |
| | | | | 78 | Fuleli Canal | 1,527,574 |
| | | | | 79 | Hasanali Canal | 77,420 |
| | | | | 80 | Other Canals | 78,696 |
| | | | | Total ... | 2,289,319 | |
| | 27,178,151 | 14,582,224 | 4,480,014 | | Grand Total ... | 9,342,231 |

Note.—The difference in the figures of columns 3, 4, 7 and 8 as compared with

IV-E—concluded.

| Area at present estimated as annually irrigated by the works specified in column 6. | AREA IRRIGATED IN ACRES. | | | | | | RAINFALL. | | Remarks. | |
|---|--------------------------|---------|-----------|------------|-----------|-----------|------------|------------|----------|----|
| | 1921-1922. | | | 1922-1923. | | | 1921-1922. | 1922-1923. | | |
| | Kharif. | Rabi. | Total. | Kharif. | Rabi. | Total. | Ina. cts. | Ina. cts. | | |
| | 8 | 9 | 10 | 11 | 12 | 13 | 14 | 15 | | 16 |
| Acres. | Acres. | Acres. | Acres. | Acres. | Acres. | Acres. | Ina. cts. | Ina. cts. | | |
| 108,000 | 110,461 | 84,216 | 144,677 | 128,042 | 58,401 | 186,443 | 7 91 | 2 96 | | |
| 41,900 | 29,087 | 9,729 | 88,816 | 89,434 | 9,069 | 48,508 | 10 49 | 3 03 | | |
| 142,500 | 70,730 | 5,848 | 76,628 | 88,259 | 9,510 | 97,769 | 8 96 | 3 03 | | |
| 2,000 | 1,688 | 425 | 2,113 | 3,585 | 248 | 3,833 | 10 42 | ... | | |
| 35,000 | 31,431 | 7,808 | 89,239 | 35,536 | 11,894 | 46,930 | 13 22 | 5 47 | | |
| 13,000 | 10,463 | 1,487 | 11,950 | 12,178 | 2,564 | 14,740 | 10 85 | 3 74 | | |
| 3,000 | 4,062 | 203 | 4,265 | 4,226 | 290 | 4,516 | 9 10 | 4 88 | | |
| 4,000 | 3,300 | 106 | 3,406 | 3,903 | 107 | 4,010 | 9 41 | 4 45 | | |
| 349,400 | 261,272 | 59,822 | 321,094 | 315,161 | 91,583 | 406,744 | | | | |
| 55,050 | 35,573 | 7,817 | 43,390 | 43,245 | 12,821 | 56,066 | 6 82 | 1 64 | | |
| 7,050 | 4,869 | 440 | 5,309 | 7,019 | 341 | 7,360 | 3 59 | 1 2 | | |
| 76,800 | 72,207 | 7,803 | 80,010 | 74,786 | 5,412 | 80,198 | 3 73 | 1 67 | | |
| 45,900 | 35,118 | 6,891 | 42,009 | 42,016 | 8,831 | 50,847 | 3 72 | 1 30 | | |
| 10,570 | 10,052 | 2,044 | 12,096 | 11,713 | 2,010 | 13,723 | 4 81 | 1 5 | | |
| 103,100 | 84,359 | 22,344 | 107,203 | 94,819 | 22,432 | 117,251 | 6 96 | 2 79 | | |
| 10,000 | 6,911 | 1,231 | 8,142 | 7,685 | 1,592 | 9,277 | 10 21 | 5 14 | | |
| 500 | 305 | 135 | 440 | 381 | 157 | 538 | 10 21 | 5 14 | | |
| 9,490 | 8,684 | 1,370 | 10,054 | 9,964 | 1,397 | 11,361 | 9 35 | 4 90 | | |
| 61,960 | 57,945 | 6,177 | 64,122 | 60,722 | 6,624 | 67,346 | 8 72 | 4 12 | | |
| 19,930 | 20,510 | 2,453 | 22,968 | 19,534 | 2,544 | 22,078 | 9 10 | 4 88 | | |
| 6,840 | 4,233 | 3,272 | 7,555 | 4,469 | 2,087 | 6,556 | 7 57 | 3 49 | | |
| 407,240 | 340,516 | 62,482 | 403,298 | 376,353 | 66,248 | 442,601 | | | | |
| 15 | ... | ... | ... | ... | 15 | 15 | ... | ... | | |
| 1,708 | 1,432 | 197 | 1,629 | 1,688 | 125 | 1,713 | 9 35 | 4 90 | | |
| 9,083 | 6,837 | 1,365 | 8,222 | 7,652 | 1,495 | 9,147 | 8 92 | 4 12 | | |
| 49,092 | 39,303 | 10,746 | 50,549 | 39,155 | 10,802 | 49,957 | 9 10 | 4 88 | | |
| 26,723 | 23,131 | 2,526 | 25,657 | 24,070 | 2,844 | 26,914 | 10 70 | 2 97 | | |
| 32,456 | 28,582 | 3,008 | 31,590 | 29,330 | 2,739 | 32,569 | 9 41 | 4 45 | | |
| 31,782 | 24,114 | 3,520 | 27,634 | 23,431 | 3,626 | 32,057 | 9 98 | 3 44 | | |
| 78 | 54 | 36 | 90 | 35 | 43 | 78 | ... | ... | | |
| 403,577 | 331,086 | 64,812 | 395,998 | 388,899 | 91,750 | 410,649 | 10 7 | 2 18 | | |
| 17,403 | 14,793 | 1,426 | 16,219 | 16,257 | 1,252 | 17,509 | 10 19 | 4 9 | | |
| 21,863 | 19,317 | 2,271 | 21,538 | 19,768 | 3,632 | 23,450 | 12 4 | 4 9 | | |
| 593,779 | 489,149 | 89,927 | 579,076 | 485,685 | 118,373 | 604,058 | | | | |
| 3,482,204 | 2,297,661 | 952,932 | 3,250,593 | 2,479,801 | 1,151,303 | 3,631,103 | | | | |

the last year is due to revised figures reported by the Collectors.