

# ADMINISTRATION REPORT

ON THE

## BOMBAY JAIL DEPARTMENT

FOR THE

YEAR 1899.



Bombay:

PRINTED AT THE GOVERNMENT CENTRAL PRESS.

1900.

[Indian Price—Re. 1.]

[English Price—1s. 6d.]

---

OFFICIAL AGENTS FOR THE SALE OF INDIAN  
OFFICIAL PUBLICATIONS.

*In England.*

E. A. ARNOLD, 37, Bedford Street, Strand, W.C., London.  
CONSTABLE & Co., 2, Whitehall Gardens, S.W., London.  
SAMPSON LOW, MARSTON, & Co., St. Dunstan's House, Fetter Lane, E.C.,  
London.  
P. S. KING & SON, 9, Bridge Street, Westminster, S.W., London.  
LUZAC & Co., 46, Great Russell Street, W.C., London.  
KEGAN PAUL, TRENCH, TRÜBNER, & Co., Charing Cross Road, W.C., London.  
B. QUARITCH, 15, Piccadilly, W., London.  
WILLIAMS AND NORWATE, Oxford.  
DEIGHTON BELL & Co., Cambridge.

*On the Continent.*

FRIEDLÄNDER & SOHN, 11, Carlstrasse, Berlin.  
OTTO HARRASSOWITZ, Leipzig.  
KARL W. HIERSEMANN, Leipzig.  
ERNEST LEROUX, 28, Rue Bonaparte, Paris.  
MARTINUS NIJHOFF, The Hague.

*In India.*

HIGGINBOTHAM & Co., Madras.  
THACKER, SPINK & Co., and W. NEWMAN & Co., Calcutta.  
THACKER & Co., LD., A. J. COMBRIDGE & Co., MR. SEYMOUR HALE, and  
CURATOR, GOVERNMENT CENTRAL BOOK DÉPÔT, Bombay.

---

ADMINISTRATION REPORT

ON THE

BOMBAY JAIL DEPARTMENT

FOR THE

YEAR 1899.



Bombay:

PRINTED AT THE GOVERNMENT CENTRAL PRESS.

1900.

# CONTENTS.

## PART I—(Report).

	PAGE.
Introductory and explanatory paragraphs ... ..	1
Admission and disposal of prisoners ... ..	1 to 4
Religion, age, education of convicts and previous occupation ... ..	4 & 5
Numbers according to nature and length of sentence ... ..	5 & 6
Previous convictions ... ..	6 & 7
Escapes and recaptures ... ..	7 & 8
Offences and punishments ... ..	8 & 9
Imposition of fetters... ..	10
Remission System ... ..	10
Convict Officers ... ..	10
Diet ... ..	10
Under-trial prisoners in Prisons, Subordinate Jails and Lock-ups ... ..	10 & 11
Civil prisoners ... ..	11
Total expenditure incurred ... ..	11 to 16
Employment of convicts ... ..	16 & 17
Manufactures and earnings of prisoners ... ..	17 to 20
Net cost ... ..	20
Health of prisoners ... ..	21 to 27
Official and non-official visitors ... ..	27 & 28
Buildings ... ..	28 & 29
Miscellaneous remarks and inspection ... ..	29 & 30

## PART II—(Statements).

General Summary showing the distribution of prisoners of all classes ... ..	31 to 33
---	----------

### JUDICIAL.

Statement No.	I.—Admission and disposal of convicts ... ..	34 & 35
Do. "	II.—Religion, age, education and previous occupation of convicts ... ..	36 & 37
Do. "	III.—Sentences of convicts ... ..	38 to 40
Do. "	IV.—Previous convictions ... ..	41
Do. "	V.—Escapes and recaptures ... ..	42
Do. "	VI.—Jail offences and punishments ... ..	44 & 45
Do. "	VII.—Particulars regarding convicts employed as Convict Officers. ... ..	46
Do. "	VIII.—Diet scales for natives, Europeans, &c., &c. ... ..	48 & 49

### FINANCIAL.

Statements Nos. IX & X.—Expenditure incurred in guarding and maintenance of prisoners ... ..	50 to 54
Statement No. XI.—Employment of convicts ... ..	55
Do. " XII.—Results of the employment of convicts ... ..	56
Do. " XIII.—Gross and net cost of prisoners ... ..	57

### VITAL.

Statement No. XIV.—Sickness and Mortality amongst all classes of prisoners ... ..	58 to 63
Do. " XV.—Admission and deaths from the Chief Diseases amongst convicts... ..	64

	PAGE.
Statement No. XVI.—Mortality according to length of <i>original</i> sentences amongst convicts... ..	65
No. „ XVII.—Mortality according to length of time <i>passed</i> in Prisons . . .	66

MINOR CLASSES OF STATEMENTS.

Statement No. XVIII.—Particulars regarding under-trial prisoners... ..	67
Appendix A.—Showing the nature and amount of accommodation for each class of prisoners . . . . .	68 to 71
„ B.—Showing condition of convicts discharged . . . . .	72
„ C.—Showing working of the Mark System . . . . .	73
„ D.—Showing the nature of the crimes for which convicts were imprisoned . . . . .	74 to 81
„ E.—Superintendents and Jailors . . . . .	82

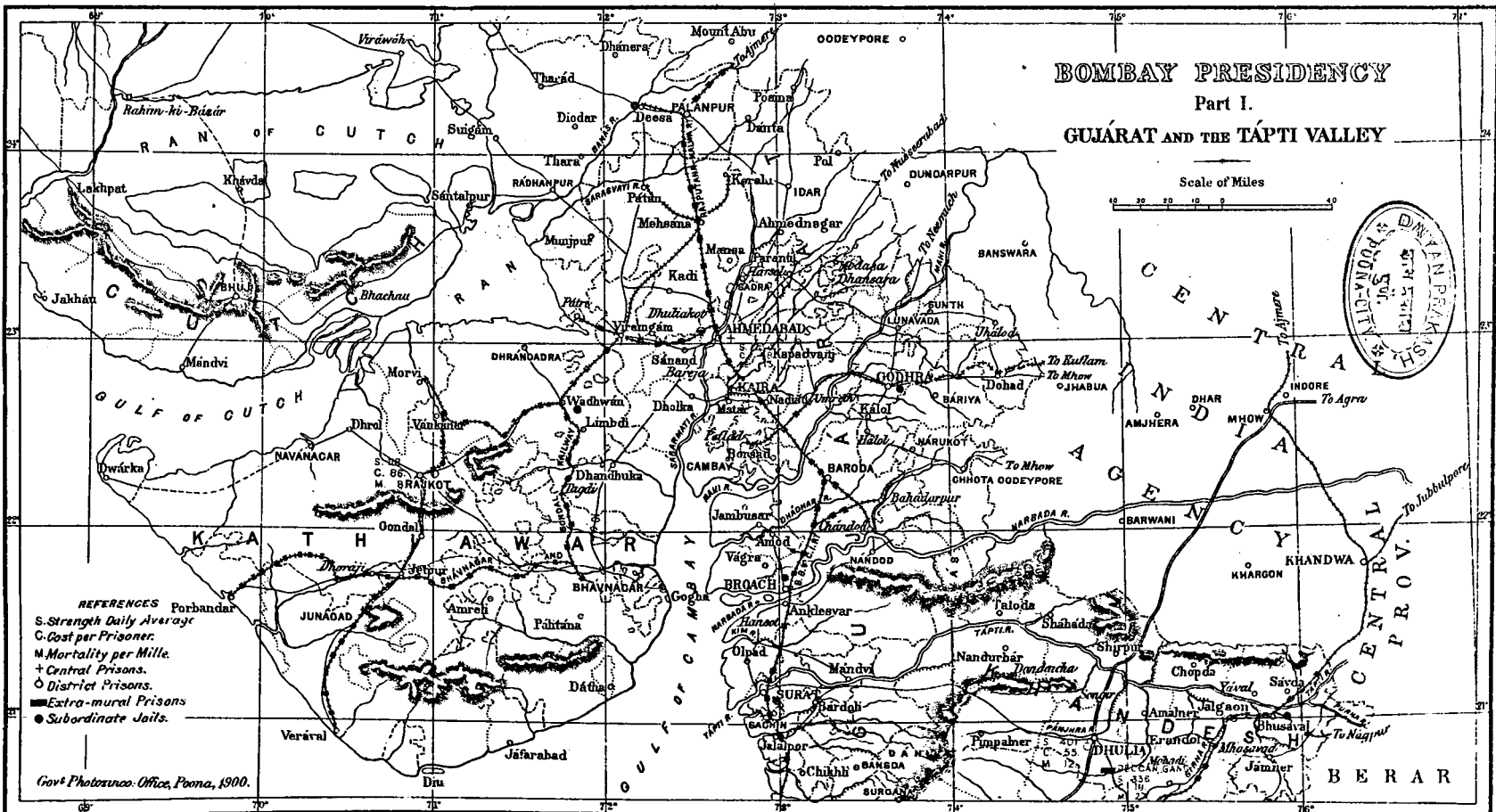


---

# BOMBAY PRESIDENCY

## Part I.

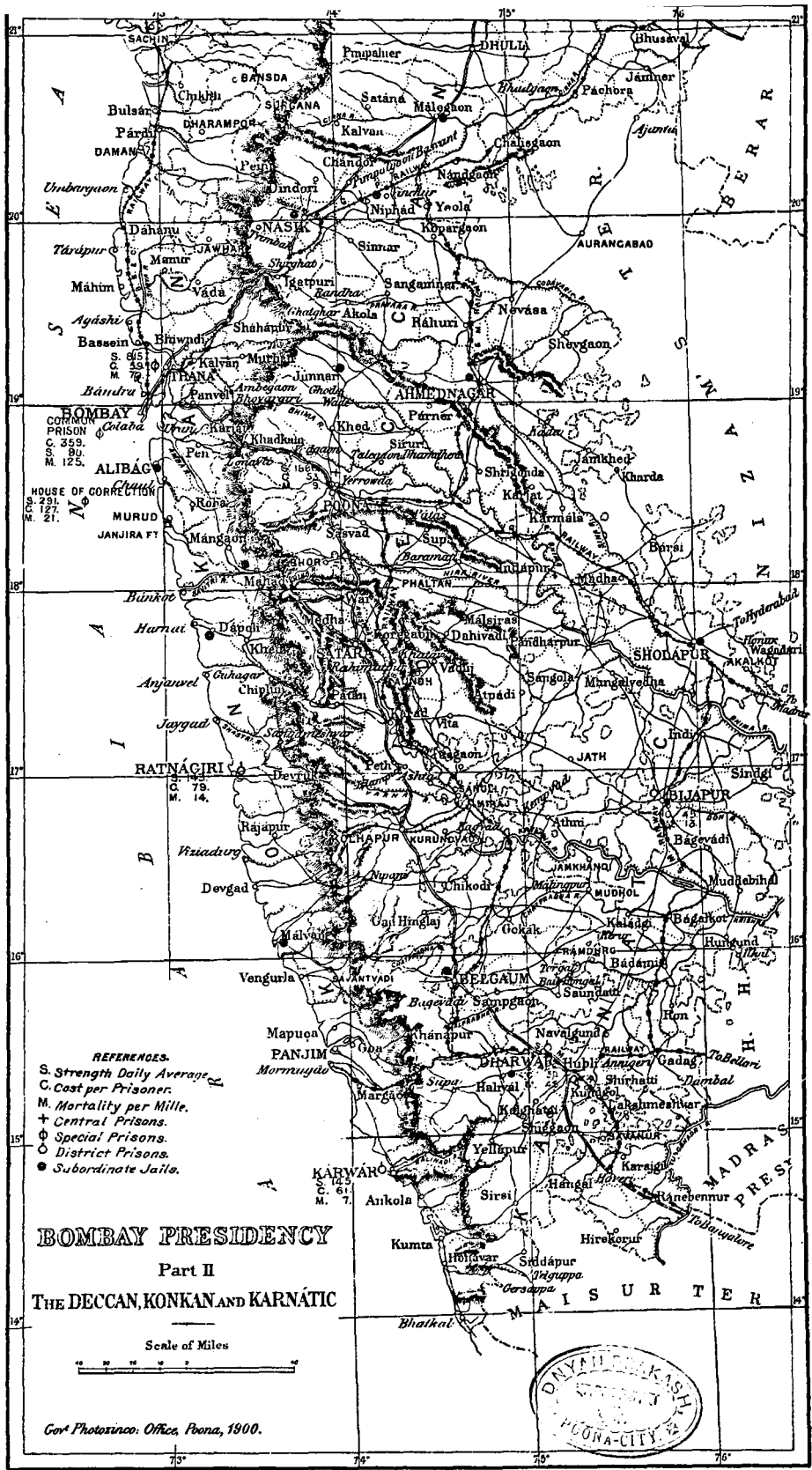
### GUJARAT AND THE TÁPTI VALLEY

Scale of Miles



- REFERENCES**
- S. Strength Daily Average
  - C. Cost per Prisoner.
  - M. Mortality per Mille.
  - + Central Prisons.
  - District Prisons.
  - Extra-mural Prisons
  - Subordinate Jails.

Govt. Photodup. Office, Poona, 1900.

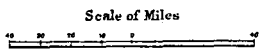


COMMON PRISON  
S. 291.  
C. 359.  
M. 127.  
21.

HOUSE OF CORRECTION  
S. 291.  
C. 359.  
M. 127.  
21.

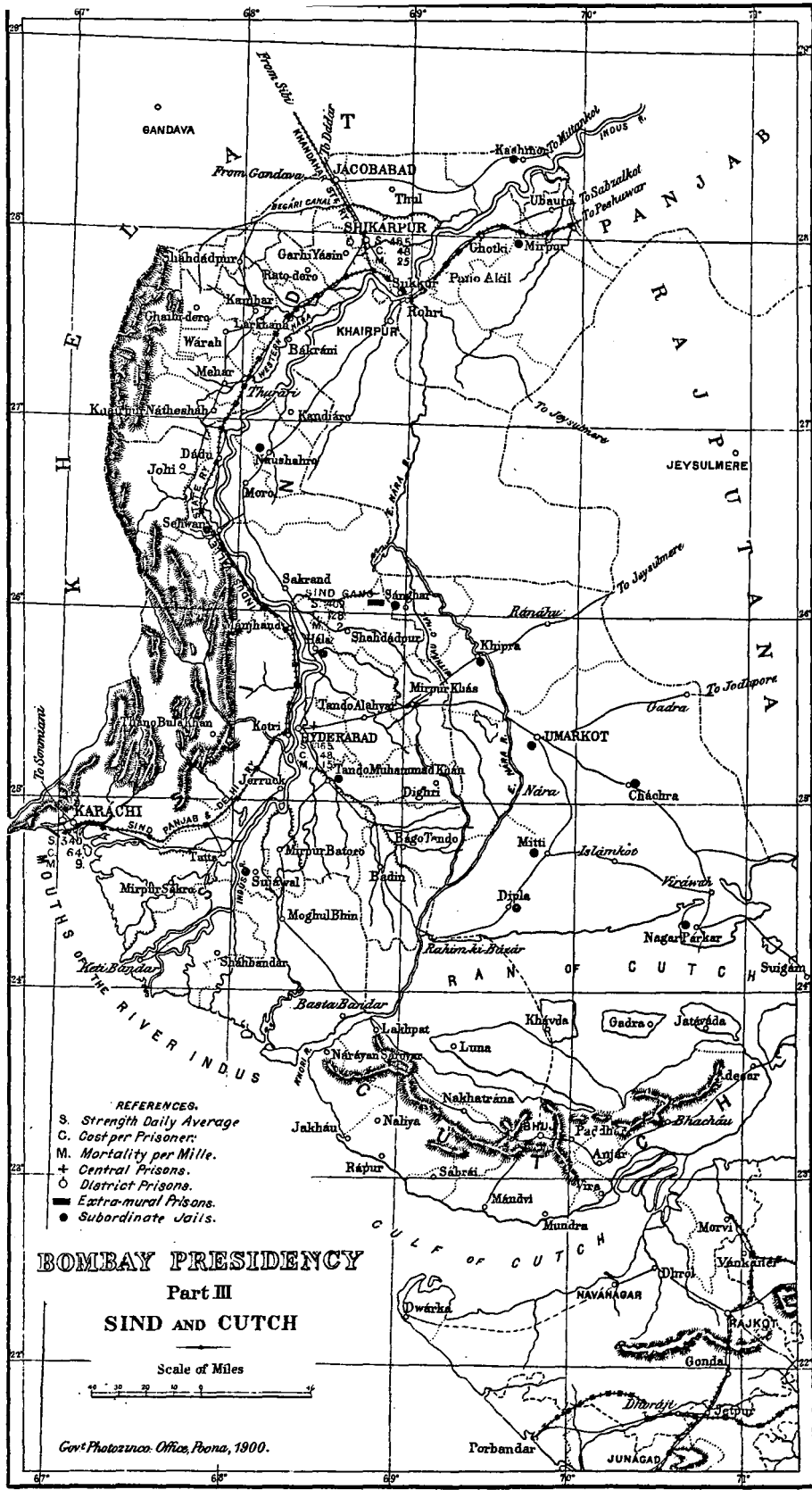
- REFERENCES.**
- S. Strength Daily Average.
  - C. Cost per Prisoner.
  - M. Mortality per Mille.
  - + Central Prisons.
  - ⊕ Special Prisons.
  - District Prisons.
  - Subordinate Jails.

**BOMBAY PRESIDENCY**  
Part II  
**THE DECCAN, KONKAN AND KARNATIC**



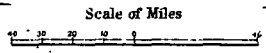
Govt. Photodup. Office, Poona, 1900.





- REFERENCES.
- S. Strength Daily Average
  - C. Cost per Prisoner.
  - M. Mortality per Mille.
  - + Central Prisons.
  - District Prisons.
  - ▬ Extra-mural Prisons.
  - Subordinate Jails.

**BOMBAY PRESIDENCY**  
 Part III  
**SIND AND CUTCH**



Govt. Photodupco. Office, Poona, 1900.



From

THE INSPECTOR-GENERAL OF PRISONS,  
BOMBAY PRESIDENCY;

To

THE SECRETARY TO GOVERNMENT,  
JUDICIAL DEPARTMENT,  
Bombay.

*Inspector-General of Prisons' Office,  
Bombay, 23rd April 1900.*

SIR,

I have the honour to submit the Annual Administration Report, together with the usual tabular statements, on the Prisons and Jails in the Bombay Presidency, (including the Province of Sind and Settlement of Aden), for the year 1899.

**JUDICIAL.**

2. The number of Central, District, Special, and Extra-mural Prisons has undergone no change during the year under report. Under the orders, however, contained in Government Resolution, Judicial Department, No. 5120 of 20th July 1899, the Lock-ups at the Head-quarter Stations of Talukas and Mahals have been declared Third Class Subsidiary Jails. The number of Subordinate or Subsidiary Jails has, therefore, risen from 29 in 1898 to 204 in the year under report. The change is one more of name than anything else as regards the additional Subordinate Jails of the Third Class. The staff of a Subordinate Jail of the Third Class ordinarily consists of a Mamlatdars' or Mahalkaris' peon. It is, therefore, impossible to give the statistics of these additional new Subordinate Jails in the same detail as is done in the case of Subordinate Jails of the First and Second Class. In the annexures to this report these new Subordinate Jails have been, as hitherto, classified as Lock-ups. It has been usual hitherto in Annual Reports to give statistics of some 20 Subordinate Jails of the Third Class in the same detail as in the case of the Subordinate Jails of the First and Second Class. The practice is continued in this Report, but in future years' Reports it will be discontinued, all Subordinate Jails of the Third Class being grouped together along with Lock-ups.

3. The General Summary, which is to be found amongst the appendices of this Report, deals with the prisoners confined in Central and District Prisons, Subordinate Jails of all classes, Civil Jails and Lock-ups, and shows that the total population during the year under report has been 109,922 as against 93,990 in 1898, an increase of 15,932. The daily average population has risen from 10,167 to 10,949. For the increase in the total population referred to above, the Central and District Prisons are responsible for 3,047, Subordinate Jails for 1,705, and Lock-ups for 11,190, while the population in the Civil Jails has fallen by 10 as compared with the previous year, i.e., from 1,243 to 1,233. The increase referred to above will be commented upon in a later portion of this report.

4. The subjoined table refers to the admission of convicts into Prisons and Subordinate Jails and compares the figures of the past and disposal of convicts. two years :—

	1898.			1899.		
	Males.	Females.	Total.	Males.	Females.	Total.
Number remaining on last day of previous year.	7,576	188	7,764	8,374	192	8,566
Imprisoned during the year.	421	19	440	418	27	445
	13,622	600	14,222	15,385	824	16,209
	3,839	291	4,130	6,032	827	6,859
Total	21,798	878	22,146	23,769	1,016	24,775
	4,260	810	4,570	5,415	364	5,779
Grand Total	25,528	1,188	26,716	29,204	1,370	30,574
Daily average number	8,366	209	8,575	8,928	217	9,145

5. The total number of prisoners admitted into Prisons and Subordinate Jails during the year under report has been 20,417 males and 1,151 females, or a total of 21,568 prisoners. The numbers in the previous year were 17,531 males and 981 females, or a total of 18,512. The daily average number for 1899 in the above Prisons and Jails has been 8,928 males and 217 females, while in 1898 it was 8,366 males and 209 females.

6. The table which follows deals with direct admissions into prisons alone:—

		1898.	1899.	Increase.	Decrease.	Total Increase or Decrease in each Province.
Bombay	{ Common Prison ...	2,817	3,360	543	...	+474
	{ House of Correction ...	308	239	...	69	
Deccan ...	{ Yerrowda ...	2,011	1,432	...	579	-25
	{ Dhulia ...	758	1,311	553	...	
	{ Deccan Gang ...	...	1	1	...	
Southern Marátha Country	{ Bijápur ...	633	734	101	...	+564
	{ Dhárwár ...	563	1,026	463	...	
Konkan...	{ Kárwár ...	222	249	27	...	-67
	{ Ratnágiri ...	133	160	27	...	
	{ Thána ...	1,367	1,246	...	121	
Gujarát	{ Ahmedabad ...	2,016	2,701	685	...	+703
	{ Rájkot ...	133	151	18	...	
Sind ...	{ Karáchi ...	720	744	24	...	+240
	{ Hyderabad ...	1,212	1,448	231	...	
	{ Shikárpur ...	1,330	1,315	...	15	
	{ Sind Gang ...	...	...	...	...	
Aden ..	Aden ...	159	97	...	62	-62
Total ...		14,382	16,209	2,673	846	...
Increase ...		...	...	1,827		...

7. The Common Prison of Bombay, Dhulia, Bijápur, Dhárwár, Ahmedabad and Hyderabad Prisons show a very large increase in the number of admissions, while the Bombay House of Correction, and the Prisons of Yerrowda, Thána, Shikárpur and Aden exhibit a decrease. The increase of 543 in the Common Prison is ascribed to an unusually large number of persons having been convicted for the offence of begging. The City of Bombay has, as Government are aware, been visited during the last few months by a large number of people from the famine districts. Sentences for begging are of a light character, and as only prisoners sentenced to upwards of a year's imprisonment are sent to the House of Correction, the above cause has not operated to increase the admissions into the latter Prison, which shows a decline. The increase in the remaining five Prisons has been due to the high prices of food-grains following on a scanty rainfall. The deficient monsoon of last year has contributed to largely increase the number of admissions into the Ahmedabad Central Prison and the Prisons of Dhulia and Dhárwár. The Superintendent of the Yerrowda Central Prison is inclined to attribute the decrease, in the number of admissions into that Central Prison, to a number of the criminal classes in the districts from which it mainly draws its population, having left those districts for others in which the pinch of famine has been less severely felt. Thána shows an appreciable decrease, and the crop failures in that district do not appear, therefore, to have contributed to force up the number of admissions into the Thána Prison.

8. The statement given below shows that there has been an increase of 170 in the number of admissions of female prisoners, equal to 17.3 per cent., over the figures of the previous year. This is attributable to the famine :—

	1896.	1896.	1897.	1898.	1899.
Females ... ..	704	810	1,126	981	1,151
Decrease on previous year per cent. ...	...	...	...	12.9	...

9. The subjoined table furnishes particulars regarding the disposal of convicts in Prisons and Subordinate Jails during the years 1898 and 1899. In my Report for the year 1897, I gave some figures illustrative of the effects of the famines of 1876-77 and 1896-97, on the population of our Prisons and Subordinate Jails. These I now recapitulate. The figures include under-trials as well as convicts.

Total Prison and Jail population on 31st December 1876	...	9,917
Total Prison and Jail population on 31st December 1877	...	13,181
Total Prison and Jail population on 31st December 1896	...	8,056
Total Prison and Jail population on 31st December 1897	...	8,717

On the 31st of December 1898, the population of the above Prisons and Jails consisted of 9,445 prisoners, and on the 31st of last December, the number had risen to 11,510. At the present time, the population of our Prisons and Subordinate Jails is just over 12,400, and it appears to me to be well within the bounds of possibility that before the coming monsoon sets in—and heaven grant that it may be a bounteous one—the figures for December 31st, 1877, may be exceeded :—

	1898.			1899.		
	Males.	Females.	Total.	Males.	Females.	Total.
Transferred to other Prisons—						
To undergo sentence ... ..	2,900	47	2,947	2,203	57	2,260
For transportation beyond seas, &c.	149	2	151	277	23	300
Released on appeal ... ..	973	29	1,002	769	32	801
Do. on expiry of sentence ...	13,712	925	14,637	15,804	1,019	16,823
Do. under Remission Rules ...	1,568	19	1,587	2,015	35	2,050
Do. by order of Government on account of sickness ...	3	1	4	6	...	6
Do. on other grounds ... ..	15	2	17	15	1	16
Transported beyond seas ... ..	210	...	210	257	24	281
Transferred to Lunatic Asylums ...	4	...	4	6	...	6
Escaped ... ..	10	...	10	4	...	4
Executed ... ..	38	1	39	44	...	44
Died ... ..	189	4	193	232	5	237
Number remaining on 31st December.	8,787	219	9,006	10,120	250	10,370
Total ...	28,558	1,249	29,807	31,752	1,446	33,198

10. There has been a decrease of 687 prisoners under the head "Transfers to undergo sentence." This decrease is due to the fact that nearly every one of the Prisons in this Presidency have been overcrowded during the past year and consequently transfers have not been carried out as extensively as would have been the case had there been spare accommodation available in many of them. In December 1899 the Royal Indian Marine steamer "Dalhousie" was placed at the disposal of this Department for the conveyance of prisoners from Bombay to the two Coast Prisons, in each of which at the time accommodation was available, and 250 convicts from the Yerrowda, Thana and the Bombay Prisons were accordingly so transferred, 125 to Ratnagiri and the same number to the Kárwar Prison. Both of these Prisons are now full. The rise under the head

"Released on expiry of sentence" is due to the short terms of sentences awarded during the year to a large number of prisoners for petty offences of theft and begging as will be seen from the figures appearing under columns 4 A and 4 B of Statement No. III. The head "Prisoners released under the remission rules"

* Government Resolution, Judicial Department, No. 6036 of 28th August 1899.	1
Government Resolution, Judicial Department, No. 6257 of 17th September 1898.	1
Government Resolution, Judicial Department, No. 1483 of 2nd March 1899.	1
Government Resolution, Judicial Department, No. 2876 of 24th April 1899.	1
Government Resolution, Judicial Department, No. 4809 of 7th July 1899.	1
Government Resolution, Judicial Department, No. 8990 of 22nd December 1899.	1
Total ...	6
† Government Resolution, Judicial Department, No. 7566 of 16th October 1897.	1
Government Resolution, Judicial Department, No. 231 of 12th January 1899.	1
Government Resolution, Judicial Department, No. 5264 of 13th December 1898.	1
Government Resolution, Judicial Department, No. 8030 of 23rd November 1899.	6
Government Resolution, Judicial Department, No. 7207 of 20th October 1899.	1
Government Resolution, Political Department, No. 5464 of 3rd August 1899.	1
Government Resolution, Judicial Department, No. 7206 of 20th October 1899.	1
Government Resolution, Judicial Department, No. 6363 of 7th September 1899.	1
Government Resolution, Judicial Department, No. 4368 of 10th July 1899.	1
Government Resolution, Judicial Department, No. 6709 of 27th September 1899.	1
Government Resolution, Judicial Department, No. 6301 of 7th September 1899.	1
Total ...	16

exhibits an increase of 463; six\* prisoners were released on the ground of sickness, 1 from the House of Correction, 2 from Yerrowda Central Prison, 2 from Dhárwár Prison, and 1 from the Sind Gang. Of the total number of 16† prisoners released on other grounds, 3 were European *ex-Military* convicts released from the House of Correction shortly before the expiration of their sentences to admit of advantage being taken of favourable opportunities for deporting them to England, 9 were from Yerrowda, 1 from Ratnágiri, 2 from Thána, and 1 from Shikápur Prisons. The Government Resolutions, sanctioning the release of the above convicts, are quoted in the margin. 231 convicts, including 24 life and term females, have been transported beyond the seas during the past against 210 during the preceding year. The transports were deported direct from Bombay to the Andamans on two different occasions, 157 males and 24 females on the Royal Indian Marine Steamer "Canning" in April, and 100 males on the Royal Indian Marine Steamer "Elphinstone" in November 1899. A European

Warder from the House of Correction went in charge of each party, the Matron of Thána Prison also accompanying the earlier one. The deportation to the Andamans of term transports having been, under the orders of the Government of India, revived, it is anticipated that the measure will, to a slight extent, tend to relieve the overcrowding of some of our Prisons. Six convicts have been transferred to lunatic asylums during the past against four in the preceding year. Four prisoners of those who escaped from Prisons during the year are still at large against 10 in 1898. The details of the escapes will be more fully commented upon later on in this Report when dealing with Statement No. V. The number of executions carried out has been 44 during the year against 39 in the year previous. The number of deaths shows an increase of 44 over the figure of the previous year. 220 deaths have occurred in Prisons and 17 in Subordinate Jails. The total number of convicts remaining on the 31st December 1899 was 10,120 males and 250 females, of whom 685 males and 32 females were confined in Subordinate Jails. There were 66 Burmese prisoners in confinement on the last day of the year under report. One State prisoner was in confinement in the Yerrowda Central Prison on the 31st December 1899.

11. The figures in connection with the classification of religion, &c., show that there has been a slight increase in the admissions of Europeans, Native Christians, and Buddhists and Jains, an increase under Mahomedans and a very large increase under Hindus and Sikhs, a relatively large increase under "All other classes," and a decrease under the head of Eurasians.

Statement No. II.—Religion, age, education and previous occupation of convicts.

The number of juveniles admitted during the year under review has consisted of 96 males and 21 females against 80 males and 21 females in the previous year. Of the 96 male and 21 female juveniles—of whom five had been previously convicted—78 males and 18 females were each sentenced to one month and under, 5 males and 3 females to above one month and not exceeding six months, and the remaining number to over six months. All the other heads under column 4 "Age" show an increase. The head "illiterate" shows a rise over the figure for the previous year, while the remaining two heads "Able to read and write" and "Able to read only" show a fall.

12. A reference to the table below will show that, as regards the various occupations of convicts prior to imprisonment, a markedly larger number of those engaged in "Agriculture and with animals" and those engaged in "Mechanical arts, manufactures and engineering operations" have been admitted in the past than in the preceding year. There is also an increase under the heads "Professional persons" and "Miscellaneous." The remaining three heads all show a decline. The increase under the above heads, particularly that under "Agriculture and with animals" is due of course to the famine, and the same remark holds good in regard to the increase appearing against "Mechanical arts, &c.," under which head all labourers other than agricultural are classified.

	1898.				1899.			
	Census (1891).	Number admitted during the year.	Percentage of number admitted to free population.	Percentage to total prisoners admitted.	Census (1891).	Number admitted during the year.	Percentage of number admitted to free population.	Percentage to total prisoners admitted.
Employment under Government or Municipal or other Local authorities ... ..	378,041	644	0.170	3.7	378,041	609	0.160	3.0
Professional persons ... ..	219,635	891	0.178	2.2	219,603	477	0.217	2.3
In service or performing personal offices ... ..	264,859	3,677	1.388	21.0	261,859	3,590	1.355	17.6
Engaged in agriculture and with animals ... ..	5,752,769	8,395	0.146	47.9	5,752,769	9,717	0.169	47.6
Engaged in commerce or trade ... ..	456,657	918	0.201	5.2	456,657	888	0.194	4.3
Do. mechanical arts, manufactures, and engineering operations, &c., &c. ... ..	2,078,026	1,859	0.085	7.3	2,078,026	2,702	0.130	13.2
Miscellaneous persons not classed otherwise ... ..	644,026	2,147	0.333	12.2	644,026	2,440	0.379	12.0
Total ...	9,793,981	17,531	0.179	100.0	9,793,981	20,417	0.208	100.0

13. The next table deals with the length of sentences of the convicts admitted during the past two years.

	1898	1899	Ratio per cent. to number admitted direct into Jail	Not exceeding 1 month.	Above 1 and not exceeding 3 months.	Above 3 months and not exceeding 6 months.	Above 6 months and not exceeding 1 year.	Above 1 year and not exceeding 2 years.	Above 2 years and not exceeding 5 years.	Above 5 years and not exceeding 10 years.	Exceeding 10 years.	SENTENCED TO TRANSPORTATION BEYOND SEAS.		Sentenced to death.	Total.
												For life.	For a term.		
	1898	...	...	3,705	3,532	3,368	2,460	1,098	788	290	31	186	41	73	18,512
	1899	...	...	3,930	4,503	3,365	2,615	901	694	238	18	154	71	60	21,568
	1898	...	...	36.2	19.1	18.2	7.3	5.9	4.2	1.6	0.2	0.7	0.2	0.4	...
	1899	...	...	41.4	20.9	15.6	12.3	4.2	3.2	1.1	0.1	0.7	0.3	0.2	...

14. There has been a more or less marked increase under the first and second heads and a slight increase under the head "Above six months and not exceeding one year." The number of convicts sentenced to "Life and term transportation" exhibits an increase. The figures under the remaining heads show a decrease under each and call for no comment. The number sentenced to

death during the year under report has been 60 against 73 in the preceding year, or a decline of about 18 per cent.

15. Turning to the nature of the imprisonment awarded, the figures in the table which follows show that there has been a large increase in the second head and a slight decrease under the first and the fourth heads. The third head shows an increase of one only.

	1898.	1899.
Sentence of simple imprisonment ... ..	934	897
Do, rigorous imprisonment ... ..	17,430	20,541
Do, do, with solitary confinement... ..	58	54
Do, do, with whipping ... ..	95	76
Total ... ..	18,512	21,586

16. Out of the total number of 2,586 prisoners, classed as previously convicted, and admitted during the year under report into Prisons, 2,317 were recognized before trial as old offenders and 191 were recognized after trial. The number who, during the past year, confessed themselves to be old offenders has been 78.

1	2	3	4	5	6	7	8	
Number.	Prisons.	Number of convicts admitted during the year.	Number of convicts in column 3 identified as habitual offenders before conviction and whose previous convictions are in the records of proceedings at the trial.	Number of convicts in column 5 not so identified and whose previous convictions did not so appear but who were after arrival in Jail identified as habitual offenders.	Number of prisoners who confessed themselves to be habituals.	Total of columns 4 to 6.	Of the prisoners shown in column 7 the number classified by Courts as habituals.	
1	Common Prison ...	3,360	760	19	...	779	219	
2	House of Correction...	239	119	21	...	140	105	
3	Yerrowda... ..	1,432	122	...	44	166	144	
4	Dhulia ... ..	1,311	122	25	1	148	157	
5	Deccan Gang ... ..	1	...	...	...	...	...	
6	Bijapur ... ..	734	59	32	3	94	29	
7	Dhárwár ... ..	1,026	71	...	...	71	45	
8	Kárwár ... ..	249	42	2	...	44	13	
9	Ratnágiri... ..	160	26	...	...	26	7	
10	Thána ... ..	1,246	100	25	...	126	98	
11	Ahmedabad ... ..	2,701	272	...	...	272	77	
12	Rájkot ... ..	151	11	1	...	12	2	
13	Karáchi ... ..	744	71	22	9	102	93	
14	Hyderabad ... ..	1,443	257	5	21	283	...	
15	Shikárpur ... ..	1,315	271	35	...	306	54	
16	Sind Gang ... ..	...	...	...	...	...	...	
17	Aden ... ..	97	14	3	...	17	6	
		1839...	16,209	2,317	191	78	2,586	949
	Total ...	1898...	14,332	2,231	212	20	2,463	1,188
		1897...	15,110	1,868	475	22	2,155	1,067

17. There has been a relatively small increase in the number of habituals identified before conviction and a substantial increase in the number who confessed themselves to be habituals. There has been a slight decline in the number of those who were identified as old offenders subsequent to their trial and a marked decrease in the number of those who were classified by Courts as habitual offenders.

18. The following table which has been furnished by the Inspector-General of Police, Bombay Presidency, gives the number of old offenders identified, throughout the Presidency exclusive of Sind, by finger impressions, the total number so identified having been 94 during the year. This system was not in force in 1898. In Sind the system is still in its infancy and no figures for that Province can be given :—

Prison or Jail.	Number of persons identified by finger impressions during 1899.		Total.	REMARKS.
	Convicts.	Under trial.		
<i>Prisons.</i>				
Yerrowda ... ..	...	17	17	
Dhulia ... ..	...	14	14	
Bijapur ... ..	...	3	3	
Dhárwár ... ..	...	...	...	
Kárwár ... ..	...	...	...	
Ratnágiri ... ..	...	1	1	
Thána ... ..	5	11	16	
Ahmedabad ... ..	...	6	6	
<i>Subordinate Jails.</i>				
Násik ... ..	...	7	7	
Ahmednagar ... ..	...	6	6	
Sholápur ... ..	...	1	1	
Sátára ... ..	...	10	10	
Surat ... ..	...	3	3	
Belgaum ... ..	...	3	3	
Bhusával ... ..	...	7	7	
Broach ... ..	...	...	...	
Godhra ... ..	...	...	...	
Alibág ... ..	...	...	...	
Total ... ..	5	89	94	

19. There have been 13 escapes and 12 recaptures—11 from Prisons and 2 from Subordinate Jails—against 18 escapes and 13 recaptures in the year previous. Of the 13 escapes, 2 occurred from inside and 11 from outside Prisons and Jails. The two escapes from inside were from the Deccan Gang, and the circumstances under which the prisoners made off were as follows :—

One prisoner escaped on the morning of 14th January 1899 at about 3 A.M. by slipping his ankle ring over his heel and leaving his fetters on the night chain. The other prisoner escaped on the night of the 8th March 1899 at 11.30 P.M. The prisoner having been well conducted his fetters had been removed. In both the cases the warders at fault were punished departmentally.

20. Of the 11 prisoners who escaped from outside Prison or Jail walls, 9 belonged to Prisons and 2 to Subordinate Jails. The escapes from outside Prison or Jail walls were distributed as under :—

In Dhárwár 2, Thána 1, Hyderabad 1, Shikárpur 3, and the Sind Gang 2, and 1 from the Subordinate Jail of Naushahro in the Hyderabad District, and 1 from the Násik Subordinate Jail. In all these cases the

warders at fault were either punished criminally or dealt with departmentally.

21. The statement marginally noted gives the offences committed by and the punishments awarded to the convicts confined in Prisons and Subordinate Jails. This form has been slightly modified in accordance with the orders contained in Government of India's Resolution, Home Department (Jails), No. 75—85, dated 16th February 1899, embodied in this Government's Resolution, Judicial Department, No. 1840 of 13th March 1899, and an additional column, headed "combination of minor punishments" has been opened under the head of "major punishments" in this statement. The offences dealt with by Criminal Courts have fallen from 41 in number in 1898 to 18 in the year under report. The details of the offences are summarized in the margin. It will be observed that the offences "relating to work" and "escapes, mutiny and assaults" respectively numbered 3 and 14 during the year under review against 12 and 27 in the year previous.

22. Notwithstanding the rise in the daily average number the total number of offences and punishments has fallen very considerably. A reference to the subjoined tables will show that under offences dealt with by minor punishments there has been a decrease under all the heads except under that of offences "relating to assaults, mutiny and escapes", where the number has risen from 75 in 1898 to 125 in the year under report. Under "offences dealt with by major punishments" the first two heads each show a decrease, while the remaining two each exhibit an increase. The total of the figures in columns 1 and 3 and 2 and 4 exhibit a decline of 1,313 and 412, or in all 1,725 offences, in the year under report, dealt with by Superintendents:—

Offences dealt with—	1898.		1899.	
	Dealt with by minor punishments.	Dealt with by major punishments.	Dealt with by minor punishments.	Dealt with by major punishments.
<i>By Criminal Courts</i> ...	41		18	
<i>By Superintendents.</i>				
Relating to work ...	4,230	1,295	3,198	841
Do. prohibited articles ...	1,525	299	1,333	242
Do. assaults, mutiny and escapes ...	75	125	125	161
All other breaches of Prison rules ...	2,608	632	2,469	695
Total ...	8,438	2,351	7,125	1,939

23. The punishments inflicted during the past two years are shown in the following table. The total number of punishments appearing in the final column of the following statement is 120 in excess of the totals of the two last columns in the foregoing statement. This is due—*vide* Government Resolution, Judicial Department, No. 1840 of 13th March 1899—to 120 offences in the past year having been dealt with by the award of what are known as combined punishments:—



Punishments inflicted—		1898.	1899.
By Criminal Courts ...		41	18
By Superintendents.			
Minor.	Warnings ... ..	1,763	1,477
	Penal diet ... ..	923	800
	Separate cellular and solitary confinement ... ..	667	809
	Hand-cuffing and link fetters ... ..	940	1,019
	Other punishments... ..	4,145	3,630
Total ...		8,438	7,235
Major.	Separate cellular and solitary confinement ... ..	333	206
	Penal diet with solitary confinement ... ..	320	88
	Fetters and hand-cuffing behind or to a staple... ..	1,153	1,107
	Corporal punishments ... ..	133	174
	Combinations of minor punishments ... ..	...	151
	Other punishments... ..	412	223
Total ...		2,351	1,949
Grand Total ...		10,830	9,202

24. Out of a total of 9,184 punishments awarded by Superintendents of Prisons and Jails, 7,235 or 79 per cent. have belonged to the minor class and 1,949 or 21 per cent. have belonged to the major class. All the heads under the "minor class" except that of "hand-cuffing and link fetters" show a decrease. Under "major" all the heads exhibit a decrease with the exception of "corporal punishments," which show an increase of 41 over the figure for the last year. The Central Prison of Yerrowda, chiefly, and the Sind Gang, in a measure, are responsible for the increase under this head. The punishment register, during my inspection of a Prison, is a book which I very closely scrutinize, as I do also the weekly returns of whippings received in this office from the various Prisons, and I have certainly no reason to suppose that any of our Superintendents are given to unduly awarding the form of punishment under reference. Government will remember that some years ago when, as the result of the Prison Conference in Calcutta in 1892, punishment by stocks was abolished, I foretold an increase in the number of whippings, and what has happened in the last few years has confirmed what I then wrote.

25. The following table gives the particulars of the number of stripes inflicted in prisons. With the exception of the award of "above 20 to 25 stripes" and "above 25 to 30 stripes" all the heads show a decline:—

	1 Total number of male prisoners for the year.	2 Total number of Prison offences.	3 TOTAL NUMBER OF PRISONERS PUNISHED BY WHIPPING.					4 Percentage of column 3 to column 2.	5 Percentage of column 3 to column 2.	6 Number of prisoners in whose case (a) Death or (b) illness was directly or indirectly the effect of corporal punishment.		
			6 to 10 stripes.	Above 10 to 15.	Above 15 to 20.	Above 20 to 25.	Above 25 to 30.			Grand Total.	(a) Death.	(b) Illness.
Total ... 1898 ...	21,832	10,602	6	32	58	19	21	150	0.8	1.9	...	...
Total ... 1899 ...	24,035	5,891	3	21	51	22	57	174	0.7	2.0	...	...

\* The figures exclude the number of prisoners moved from Prison to Prison within the Department.

26. The following table shows the number of cases in which fetters have been imposed during the year under report. During 1899, 6,443 prisoners have been confined in fetters against 5,672 in the preceding year. This increase of 771 in the number of prisoners fettered is mainly due to the increased strength of the Deccan and Sind Gangs and to the formation here and there of segregation

camps for prisoners on account of the prevalence of plague in the neighbourhood, on their arrival in Jail:—

	Total number of convicts confined.		Number of cases in which fotters were not imposed or worn.		Number of cases in which fotters were imposed or worn.		Length of time for which fotters were imposed or worn.											
							Under 1 month.		One to three months.		Three to six months.		Six to twelve months.		Over twelve months.		Total.	
	M.	F.	M.	F.	M.	F.	M.	F.	M.	F.	M.	F.	M.	F.	M.	F.		
Total ..	20,278	1,601	19,820	1,001	6,443	...	2,766	...	1,729	...	1,176	...	619	...	163	...	6,448	...

27. The number of prisoners released under the Mark Rules has been 2,050 in 1899 against 1,587 in the previous year. The table which follows summarizes the result of the Mark System for the last five years, from which it will be observed that the percentage of the number, on the Mark Register, released to the number who might have been released, if of average good conduct up to date of release, under the Mark System during the year, has slightly risen as compared with the year previous. Since the receipt of Government Resolution, Judicial Department, No. 9033, dated 10th December 1897, the Superintendents of all Prisons and Jails continue to muster all the prisoners to read and to explain to them the benefits of the Mark System.

	1895.	1896.	1897.	1898.	1899.
Number on Mark rolls released .....	1,884	1,640	1,443	1,587	2,050
Percentage of those released under Mark System to total number who might have been released under same system, if of average good conduct up to date of release.	99.3	99.3	98.2	98.6	99.0

28. With the increase in the average population the average number of male convict officers employed during the year has risen from 820 in the previous to 878 in the year under report. In the case of female convict officers the number has declined from 10 to 8. The ratio of convict officers, male and female, to population remains the same as in 1898, namely, 9.8. The total number employed as prison officers at one time or another during the past year and the number of reductions and other punishments inflicted on them have respectively been 1,151 and 1,038 against 1,266 and 1,183 in 1898.

29. The statement noted in the margin relates to the Diet scales in force in the Prisons and Subordinate Jails in this Presidency. Such changes as have been made during the year under report in the Diet scales have been shown in the last column of the statement. The Diet scales have been found to work satisfactorily.

30. The statement marginally noted appearing among the appendices to this Report furnishes particulars regarding under-trial prisoners in Prisons, Subordinate Jails and Lock-ups.

31. There has been a considerable increase in the number of male and female under-trial prisoners admitted into Prisons, Subordinate Jails and Lock-ups. In the case of Prisons, Subordinate Jails and Lock-ups the total under-trial population has respectively risen from 4,664, 4,538 and 53,738 in 1898 to 5,446, 5,117 and 64,928 in the year under review. The Prisons of Dhulia, Bijapur, Dhárwar, Kárwar, Ahmedabad and Rájkot, the Subordinate Jails in the Districts of Hyderabad, Thár and Párkar and the Panch Maháls, and the Subordinate Jails of Násik, Wadhwan, Surat, Belgaum and Ahmednagar contribute in a more or less degree to this increase. The Lock-ups in the Districts of Shikárpur, Hyderabad, Karáchi, Ahmedabad, Kaira, the Panch Maháls, Broach,

Surat, Kánara, Khándesh, Belgaum and Bombay, and in Káthiáwár are mainly responsible for the abnormal increase in this class of prisoner. There have been 14 escapes of under-trial prisoners during the year under review against 35 in the year previous. Of the 14 escapes, 1 occurred from the Subordinate Jail at Kashmor in the District of the Upper Sind Frontier, and 13 from various Lock-ups. These 13 escapes are distributed as follows:—

Shikárpur District 4, Hyderabad District 3, Kaira District 3, and Sátára, Belgaum and Dhárwár Districts 1 each.

The deaths amongst under-trial prisoners have numbered in all 38 males and 1 female. There has been one such death in each of the Prisons of Dhulia and Ahmedabad, one in each of the Subordinate Jails of Kashmor, Broach, Sátára and Wadhván, and two in each of the Godhra, Násik and Surat Subordinate Jails, while 27 under-trial prisoners have died in Lock-ups. This latter mortality has been distributed amongst the Lock-ups of the Districts of Shikárpur, Karáchi, the Panch Maháls, Kánara, Kolába, Násik, Sátára, Kaira, Ahmedabad, Belgaum, Dhárwár, Bombay and Káthiáwár. In 1898, 22 males and 1 female under-trial prisoners died. The number of under-trial prisoners remaining in confinement on the last day of the year was 634 males and 14 females in Prisons, 354 males and 10 females in first and second class Subordinate Jails, and 1,446 males and 47 females in third class Subordinate Jails and Lock-ups, making a total of 2,434 males and 71 females.

32. The following table furnishes particulars regarding Civil prisoners for the past two years:—

	1898.			1899.		
	Males.	Females.	Total.	Males.	Females.	Total.
Number remaining at close of previous year ... ..	80	...	80	105	1	106
Number received during the year.	1,160	8	1,168	1,125	2	1,127
Total, Population ... ..	1,240	8	1,248	1,230	3	1,233
Released during the year ... ..	1,135	2	1,137	1,166	3	1,169
Died ... ..	...	...	...	...	...	...
Remaining on 31st December ... ..	105	1	106	64	...	64
Daily average number ... ..	77	...	77	73	...	73

Total Cost.			Cost per head of average strength.		
Rs.	a.	p.	Rs.	a.	p.
6,791	11	10	88	1	2
Total Cost.			Cost per head of average strength.		
Rs.	a.	p.	Rs.	a.	p.
6,968	0	3	95	7	3

33. There is but little difference between the figures for each of the two years, except in the cost per head of the maintenance of the prisoners.

### FINANCIAL.

34. The statements noted in the margin deal with the gross expenditure on account of all classes of prisoners—both convicted and under-trials—in the Central and District Prisons, Subordinate Jails and Lock-ups. The cost of Police

Statements Nos. IX and X—Expenditure.

and Military Guards is omitted from the expenditure, and the realizations from the Prison and Jail gardens are deducted from the total charges. The gross expenditure during the years 1898 and 1899 is contrasted in the following table :—

	1898.	1899.
Average number of prisoners ... ..	10,090	10,876
	Rs. a p.	Rs. a. p.
Establishment ... ..	2,23,428 0 0	2,29,209 0 0
Cost per prisoner ... ..	22 2 4	21 1 3
Dieting charges ... ..	3,32,248 0 0	3,20,464 0 0
Cost per prisoner ... ..	32 14 10	29 7 5
Hospital charges ... ..	27,601 0 0	30,162 0 0
Cost per prisoner ... ..	2 11 9	2 12 4
Clothing and bedding of prisoners ... ..	35,180 0 0	27,584 0 0
Cost per prisoner ... ..	3 7 9	2 8 7
Sanitation charges ... ..	18,616 0 0	22,782 0 0
Cost per prisoner ... ..	1 13 6	2 1 6
Charges for moving prisoners ... ..	21,611 0 0	22,385 0 0
Cost per prisoner ... ..	2 2 3	2 0 11
Charges for other miscellaneous services and supplies ... ..	17,727 0 0	20,042 0 0
Cost per prisoner ... ..	1 12 1	1 13 6
Travelling allowances ... ..	1,819 0 0	1,910 0 0
Cost per prisoner ... ..	0 2 11	0 2 10
Contingencies ... ..	6,344 0 0	6,172 0 0
Cost per prisoner ... ..	0 10 1	0 9 1
Extraordinary charges for live-stock and tools and plant likely to last for 3 years and upwards ... ..	3,826 0 0	9,775 0 0
Cost per prisoner ... ..	0 6 1	0 14 5
Grand Total of expenditure ... ..	6,88,400 0 0	6,90,485 0 0
Cost per prisoner ... ..	68 3 7	63 7 10

35. There has been an increase of Rs. 2,085 in the total expenditure which has been Rs. 6,90,485 in the year under report against Rs. 6,88,400 in the past year. All the heads with the exception of "Dieting charges," "Clothing and bedding to prisoners," and "Contingencies" exhibit an increase. The average cost per prisoner has, however, fallen from Rs. 68-3-7 in 1898 to Rs. 63-7-10 in the year under report.

36. Notwithstanding the decrease under this head in the cost per head which has fallen from Rs. 22-2-4 in 1898 to Rs. 21-1-3 in the year under review and which is due to a higher average number of prisoners confined during the year, the total expenditure has risen from Rs. 2,23,428 in 1898 to Rs. 2,29,209 in the year under report. The increase in the gross outlay is due (a) to the higher rate of pay allowed to the Assistant Surgeon attached to the House of Correction, (b) to the grant of arrears of Exchange Compensation Allowance to two European warders of the House of Correction, (c) to the salary of the Press Superintendent at the Yerrowda Central Prison, and to the salaries of the six press subordinates temporarily drafted from the Government Central Press, during the year under report for employment in the Yerrowda Press. The cost of "Inspection and general supervision" has increased from Rs. 22,752 in 1898 to Rs. 23,820 in the past year. This rise is principally due to the fact that I was absent on leave for six months in 1898 and was in charge of the Department for the whole of the year under report.

37. The table which follows shows that the average rates of chief food-grains in the year 1899 have been much higher than those prevailing in the year preceding though they have been considerably cheaper than those obtaining in the year 1897. The average rates for food-grains were throughout the first six months of the year under report abnormally low, and subsequently, owing to the general failure of the monsoon almost throughout the whole of Western India, abnormally high. This explanation will account for the appearance in column 4 of figures which at first sight may appear to partake of the impossible,

		Average Rate per Rupee.					
		1897.		1898.		1899.	
		Lbs. ozs.		Lbs. ozs.		Lbs. ozs.	
Rice	...	16	3	19	14	19	13
Wheat	...	15	0	21	4	21	8
Báji	...	19	14	32	9	27	11
Jowári	...	22	0	35	9	30	11
Dál	...	12	12	20	9	21	4

38. The total cost and the cost per head of "DiETING charges" have respectively been Rs. 2,55,857 and Rs. 28-10-11 in the Central, Special and District Prisons, or a decrease in the one case of Rs. 19,217 and in the other of Rs. 4-1-4 compared with the figures of the previous year. The average cost per prisoner in Prisons has been Rs. 28-10-11. The Prisons in which the cost per head has exceeded this amount are the Common Prison (Rs. 32-14-6), House of Correction (Rs. 38-13-0), Dhulia (Rs. 29-15-11), Deccan Gang (Rs. 48-8-8), Ratnágiri (Rs. 31-9-2), Rájkot (Rs. 39-14-1), Karáchi (Rs. 33-10-8), Sind Gang (Rs. 49-10-2) and Aden (Rs. 38-14-11). With the exception of the Dhulia and Rájkot Prisons and the Deccan Gang, which respectively show an increase of Rs. 6-0-11, Rs. 8-11-10 and Rs. 6-14-4, compared with the figures for the year 1898, all the Prisons exhibit a decrease in the cost per prisoner. This decrease has been due partly to favourable contract rates having been obtained in March 1899, and partly to the system of departmental purchases which was resorted to as in some of our Prisons favourable offers for provisioning contracts were not forthcoming. The reduced diet scale, referred to in paragraph 39 of my Administration Report for 1898, was in force in the Thána Special Prison till the close of September 1899, and this has, in a slight measure, helped to reduce the cost under Rations in that Prison. This reduction in the diet scale has not produced any ill effects on the health of the prisoners. In the City of Bombay the rationing charges per prisoner during the year under review have been Rs. 35-8-10 against Rs. 42-2-2, in the Deccan Rs. 29-2-2 against Rs. 33-1-2, in the Southern Marátha Country Rs. 20-13-6 against Rs. 26-9-9, in the Konkan Rs. 27-3-0 against Rs. 33-3-3, in Gujarát Rs. 27-0-5 against 29-7-7, in Sind Rs. 30-7-7 against Rs. 32-9-4 and in Aden Rs. 58-14-11 against Rs. 61-10-2. Notwithstanding the reduction in the cost per head the total expenditure for dieting prisoners in Subordinate Jails and Lock-ups has been higher owing to the larger number of prisoners confined therein. The total cost and cost per head of dieting charges, including Prisons, Jails and Lock-ups, have respectively been Rs. 3,20,464 and Rs. 29-7-5 during the year under report against Rs. 3,32,248 and Rs. 32-14-10 in 1898.

39. The remarks regarding the total cost of dieting charges and the average cost per head contained in the foregoing paragraph will doubtless come as a surprise on any one reading them, when it is borne in mind that famine prices have now for so many months been ruling practically throughout the whole of the Bombay Presidency proper. It should be explained, therefore, that the contracts which I entered into in March 1899, for the rationing of most of our Prisons and Jails, were extremely favourable. I have during the past few

months had many applications made to me by the contractors to modify or to cancel their contracts. This I have steadily refused to do, while at the same time expressing my readiness when the contract year—which terminated on the 31st of last month—was over, to consider the propriety of recommending Government—as I did in 1896—to allow some compensation to the contractors for the undoubtedly heavy losses which they have sustained. I am at present engaged in collecting a quantity of information in connection with the above question and shall have the honour hereafter of addressing Government in the matter. The present rates for food-grains are so extraordinarily high that I have again, as I did in 1896, recently entered into a number of contracts for the supply of grain to our Prisons and Jails for four months from April 1st, instead of for the usual period of a year, and I have done this in the hope that when July comes I may obtain much better rates than I can at present. If rates have not fallen appreciably by July, I shall continue to renew the contracts for brief periods until the big drop in prices—which I trust the next few months may witness—comes, when I hope, as I did about November 1896, to “catch the ball upon the hop,” and obtain really favourable rates.

40. The Gardens attached to the Prisons and Principal Subordinate Jails have yielded a fair amount of profit during the past year. The total value of vegetables and other articles supplied to the prisoners from these gardens has been Rs. 20,538-8-3 against Rs. 19,739-0-11 in 1893. Had it not been for the drying up of wells in some of our Jail Gardens consequent upon the scanty rain-fall, the gardens would have shown still better results.

41. The total Hospital charges have amounted in Prisons to Rs. 29,222 in the past year against Rs. 27,102 in that preceding, the average cost per head having been Rs. 3-4-5 in the later against Rs. 3-3-8 in the earlier period. For our principal Subordinate Jails the figures are 1898, Rs. 499 and Re. 0-10-3; 1899, Rs. 940 and Re. 1-0-7. The Prisons in which the cost per head has exceeded the average cost of Rs. 3-4-5 are the Common Prison (Rs. 4-8-4), the Deccan Gang (Rs. 4-6-6), the Prisons of Dhárwár (Rs. 4-10-10), Ratnágiri (Rs. 6-4-7) and Thána (Rs. 7-10-1). In the Deccan Gang and the Common Prison and the Prisons of Ratnágiri and Thána the increase has been due partly to a higher average number of sick prisoners in each case and partly to the extra diet issued to the sick on medical grounds. In the Deccan Gang an extra 4 ozs. cake was, on the recommendation of the Medical Officer, issued daily to each of the prisoners who lost weight. In the Dhárwár Prison, the increase has been due to enhanced charges for milk consequent upon the rise in the price of fodder required for feeding the cattle belonging to the Prison Dairy. In the Prisons the cost per head of average number of sick has been Rs. 118-8-9 during the year under report against Rs. 111-5-7 in the year previous. The total cost under this head in our Principal Subordinate Jails has increased from Rs. 499 to Rs. 940. Belgaum Subordinate Jail has very largely contributed towards this increase by reason (a) of payments on account of the rations of prisoners treated in the Civil Hospital and (b) of extra diet issued, under the Medical officer's recommendations, to a large number of Pathan prisoners at one time confined in the Jail.

42. In the Prisons the total cost under this head has fallen from Rs. 33,654 in 1898 to Rs. 25,528 in the year under report. Notwithstanding the higher average number of prisoners confined therein the average cost per head has only been Rs. 2-13-9 against Rs. 4-0-2 in the preceding year, a reduction of Rs. 1-2-5 per head. The above circumstance is due to the fact that we commenced the year under report with a somewhat unusually large stock of clothing in store in some of our Prisons. The Prisons in which the above rate has been exceeded are Dhulia (Rs. 4-11-7), Dhárwár (Rs. 3-9-4), Kárwár (Rs. 3-3-6), Ratnágiri (Rs. 4-3-7), Ahmedabad (Rs. 4-3-0), Rájkot (Rs. 3-9-11), Karáchi (Rs. 3-1-11) and Sind Gang (Rs. 3-12-9). The total charges for clothing and bedding in the Subordinate Jails and Lock-ups have increased from Rs. 1,526 in 1898 to Rs. 2,056 in the past year, the cost per head having risen from Re. 0-14-5 in the earlier to Re. 1-0-10 in the later period.

43. The total cost under this head has been Rs. 22,782 in the past against Rs. 18,616 in the preceding year, an increase of Rs. 4,166. The Bombay House of Correction, the Central Prison of Yerrowda, and the Special Prison of Thána are mainly responsible for this increase. The rise in the first-named Prison has been due to arrear payments for water supplied in 1898 having been made in 1899. The increase in the water charges at Yerrowda is due to the increased use of the bathing platforms of that Central Prison. The water service of Yerrowda until within quite recent times did not admit of the bathing platforms being as frequently used as they now are. The payment for the first time of Rs. 700 for water charges to the Thána Municipality has largely contributed towards the increase of expenditure under this head in the Thána Special Prison.

44. A reference to Statement No. IX (Financial) will show that there has been an increase under "Charges for water-supply" and "Extraordinary charges." The increase under the former head has been explained in the foregoing paragraph and that under the latter has been principally due to the purchase of disinfectants and to the maintenance of the Segregation Camps established outside the Prison and Jail walls at Thána, Dhárwár and Sátára. The outbreak of relapsing fever and plague in the Common Prison, Bombay, necessitated the removal of the sick prisoners to the Arthur Road Hospital for treatment, temporary Warders being entertained to guard the sick prisoners, a police guard not being available for the purpose. The pay of these temporary Warders employed at the Arthur Road Hospital has been, for the first time, debited to the head under reference in the case of the Common Prison. That portion of the Nowpáda Lunatic Asylum buildings, which Government were pleased to place at the disposal of this Department in 1898, is still used for the isolation of all fresh committals to the Thána Prison, an arrangement which has of course necessitated the continued employment of a considerable extra staff of temporary Warders on the establishment of that Prison.

45. The charges under this head exhibit a decrease in the case of Subordinate Jails where the expenditure has fallen from Rs. 2,702 to Rs. 2,236. As regards Prisons and Lock-ups there has been an increase from Rs. 16,830 in 1898 to Rs. 17,738 in the past year, due principally to the move of the Sind Gang to its new camp in March 1899. The conveyance by the Royal Indian Marine Steamer "Canning", of 44 prisoners from Karáchi to Bombay in April 1899, and of 250 prisoners by the Royal Indian Marine Steamer "Dallousie" to the Coast Prisons in December last saved this Department a money outlay of about Rs. 2,700 under the head under reference.

46. Transportation charges have increased from Rs. 2,079 in 1898 to Rs. 2,411 in the year under report, and this increase is due to the deportation to the Andamans of a considerably larger number of transports in the later than in the earlier period, the number having been 281 in 1899 against 210 in 1898. If these 281 transports had been despatched *via* Madras to Port Blair—according to the arrangements in-force before the prevalence of plague in this Presidency necessitated the adoption of the present system of direct deportation by Royal Indian Marine Steamers from Bombay—the cost of sending them only as far as Madras would have amounted to a trifle over Rs. 3,000.

47. The expenditure under this head exhibits an increase. The three sub-heads of this major head which show a considerable increase are "Annual expenses for uniforms, &c.", "Money payments as rewards, &c.", and "Other miscellaneous charges." The charge for Warders' uniforms is, in the case of each individual Prison or principal Subordinate Jail, a biennial one and the majority of our Prisons and principal Subordinate Jails were entitled to the issue of the above clothing during the past year. Under the second sub-head the increase is due to the payment of gratuity—under the deferred pay system—to a larger number of convict officers released during the year than was the case in 1898. The increase under the third sub-head is traceable to the cost of conveying from Lahore, where they were manufactured, to the Sind Gang Camp a large

number of new tents purchased for the use of that gang. The total cost and the cost per head under the major head noted at the commencement of this paragraph has risen from Rs. 17,727 and Re. 1-12-1 in 1898 to Rs. 20,042 and Re. 1-13-6 in the past year.

48. The rise in the expenditure under this head is principally due to the move of the Sind Convict Gang and the travelling allowances paid to the establishment which accompanied it.

49. This head shows a decrease under the total cost and the cost per head. The total cost under Prisons has risen from Rs. 4,362 in 1898 to Rs. 4,529 in the year under report, but that under "Subordinate Jails" and "Inspection and General Superintendence" has fallen respectively from Rs. 742 and Rs. 1,240 to Rs. 669 and Rs. 974. The increase in Prisons is due to the payment of Rs. 300 made to the Thána Municipality for House-tax levied for the first time on the Jail buildings. This amount represents the tax for two years, *i.e.*, 1896-97 and 1897-98, which was paid during the year under report.

50. This head exhibits a large increase amounting to Rs. 5,949, the total cost and the cost per head having risen, respectively, from Rs. 3,826 and Re. 0-6-1 in 1898 to Rs. 9,775 and Re. 0-14-5 during the year under review. This increase is due to the purchase of tents for the use of the Sind Gang, at a cost of Rs. 5,811—the old tents of the gang were completely worn out and a new supply was sadly needed—and to the purchase of buffaloes and dairy appliances for the use of the dairy attached to the Prison at Dhárwár.

51. The following table exhibits the employment of convicts for the last two years:—

				Average number under sentence of labour.	Sick and convalescents.	Average number not employed for other reasons.	On unremunerative labour.	Prison officers.	Prison servants.	Gardening.	Grinding grain and preparing articles for Prison use, &c.	On additions, alterations, &c., and repairs to Prison buildings.	Manufactures.	Extra-mural labour.
<i>Prisons.</i>														
1898	{	Number	...	8,025	482	341	628	817	782	534	1,746	323	1994	378
	{	Percentage	...	6.0	4.2	4.2	7.8	10.2	9.8	6.7	21.8	4.1	24.8	4.7
1899	{	Number	...	8,483	486	424	398	864	788	582	1,960	395	1,132	564
	{	Percentage	...	5.7	5.0	4.7	10.2	9.3	6.3	23.1	3.9	25.1	6.7	
<i>Subordinate Jails.</i>														
1898	{	Number	...	420	21	24	17	13	78	79	65	4	114	4
	{	Percentage	...	5.0	5.0	5.7	4.0	3.1	18.6	18.8	15.7	1.0	27.1	1.0
1899	{	Number	...	535	27	75	22	22	91	84	95	10	105	3
	{	Percentage	...	5.0	14.0	4.1	4.1	17.0	15.7	18.0	1.8	19.6	0.6	

52. In Prisons the "Average number of prisoners sentenced to labour" has increased from 8,025 to 8,483. Except "Unremunerative labour" and "Gardening" all the heads show an increase due to the rise in the average number of prisoners. The rise of 4 under "Sick and Convalescent" does not call for any remark. The rise in the "Average number not employed for other reasons" is due to fresh arrivals being kept under medical observation in view of the presence of plague in the district, and to the large number of prisoners who, on account of having undergone inoculation, were temporarily excused from labour. Although prison servants show an increase, the percentage, owing to increased population, is actually less, it being 9.3 against 9.8 in 1898. The increase under "Grinding grain, &c." is due to the increased requirements of the Prisons, and that under "Manufactures" mainly to the employment in Hyderabad Central Prison of a larger number of prisoners in the factory. The increase under "Extra-mural labour" is due to remunerative work having been found for the prisoners of the Deccan Gang, and this fact accounts for the fall under "Un-



remunerative labour." The fall of 2 under "Gardening" calls for no comment. At Bijápúr 114 prisoners on an average have been employed on cutting down prickly-pear. This number has been shown under "Unremunerative labour," and unremunerative it is so far as this Department is concerned, although about Rs. 3,300 represent the value of the labour of the prisoners. During the year under report 1,358 prisoners, or in other words a daily average of 4, were, at the request of the Collector of Ahmedabad, employed on the philanthropic though unremunerative work at the Sábarmati Cattle Relief Camp of unloading and stacking grass, making fences, &c. The cost of the guard—amounting to Rs. 63—required to look after these convicts was paid by the local Relief authorities, and the value of the labour of these prisoners was equal to Rs. 167-4-0.

53. Turning to Subordinate Jails, all the heads of the above table exhibit an increase except "Manufactures" and "Extramural labour." This increase is due to the increased population. The increase under "Sick and convalescents" will be accounted for when dealing with the vital statistics. The large increase under "Average number not employed" is due to the temporary, though prolonged, vacation—on account of plague—of the Subordinate Jail of Belgaum, the prisoners being accommodated some in tents and others in the local Civil Jail, no suitable labour being obtainable for the prisoners while occupying their temporary quarters. The rise under "Unremunerative labour" is very trifling while that under "Prison officers" is due to the increased employment in Subordinate Jails of prisoners as convict warders and convict overseers. "Gardening" and "Grinding grain, &c." show an increase over the figures for 1898, and this is due to the increase in the population of our principal Subordinate Jails. The increase under "Additions and alterations, &c." is due to the employment of several prisoners in relaying the floors of the sleeping quarters of the Belgaum Subordinate Jail.

54. The statement noted in the margin shows the net cash earnings of convicts sentenced to labour. The earnings, during the year under report, have amounted to Rs. 1,04,296-8-0, and when compared with the earnings for 1898, show an increase of Rs. 22,981-12-0. The earnings of the Printing Press at Yerrowda appear for the first time in this Report. The average earnings per prisoner sentenced to labour have been Rs. 11-9-0 and the average earnings of each prisoner employed on jail manufactures have been Rs. 37-0-0 against Rs. 9-10-0 and Rs. 32-10-0 respectively in the preceding year. The subjoined table shows the cash earnings for the past two years and is a summary of the figures in column 11 of Statement No. XII, grouped under four heads:—

	1898.	1899.
	Rs.	Rs.
Factory ... ..	44,495	49,632
Extramural labour .. ..	35,201	53,138
Building and repairing prisons .. ..	.....	494
Subordinate Jails ... ..	1,619	1,033
Total .. ..	81,315	1,04,297

55. The figures in connection with factory and extramural labour exhibit an increase of Rs. 5,137 and Rs. 17,937 respectively, and the Subordinate Jails show a decline of Rs. 586 below the figures of the preceding year. The fall in cash profits in the Common Prison and the Prisons of Yerrowda, Dhárwár, and Ratnágiri is due to less demand for prison-made articles. The development of the Press at Yerrowda has apparently had a tendency to interfere somewhat with the factory operations of that Central Prison. That, however, is a circumstance which I do not altogether deplore, as I shall explain later on. The decrease in the cash profits of Subordinate Jails has been due to the stoppage of the work of metal-breaking, arising out of the want of orders on account of plague and famine.

56. In March 1899 this Gang moved its camp from Sháhpur in the Shabdádpur Táluka in the Hyderabad District to Sína Gang. Sagna Sayed in the Tando Alahyar Táluka of the same District. The Gang has earned Rs. 30,163-15-0 with an average of 409 prisoners against Rs. 27,916-8-0 with an average of 326 prisoners in 1898. The Gang has been employed on excavation work on the Sangrowah diversion of the Jámrao Canal. This Gang has completed its work on the Jámrao Canal and is being moved to the neighbourhood of the Bhiri Road Station on the Kotri-Rohri section of the North-Western Railway in Naushahro-Feroze Táluka in the Hyderabad District, for employment on the Nasrat-Bagwah project, where it is expected to remain for some two or three years.

57. The earnings of the Deccan Gang have risen from Rs. 3,182-10-0 with a daily average strength of 278 prisoners in 1898—during the greater portion of which year the Gang was not employed on remunerative work—to Rs. 20,138-4-0 with a daily average strength of 336 prisoners in the year under report. The Gang was employed near the Head-Quarter town of Dhulia on the Chálisgaon-Dhulia Railway project. The work in question was completed on the 12th of December last, and the question of its future location, after the present famine is over, is a matter for consideration. The Gang has been retained for the present at Dhulia as affording a very convenient means of partly relieving the enormous overcrowding—due to the famine—in the neighbouring Prison of Dhulia, which the last few months have witnessed.

58. The summary that appears below relates to the sale of quinine in the Central Prisons of Yerowda and Hyderabad. The profits arising from this industry have amounted to Rs. 85-13-3 as against Rs. 1,655-9-5 in the year previous. The chief causes of this decline have been the rise in the price of the drug and the receipt of ready made quinine packages, instead of quinine in bulk, from the plantations. The sale of quinine packed at Yerowda was carried out with a fair margin of profit until the end of June 1899 when, under the orders contained in Government Memorandum, General Department, No. 1952 of 6th May 1899, ready made packages of quinine were ordered from the Cinchona Plantations. These packages were sold during the months of July, August, September and October, and as the price we had to pay for them was Re. 1-9-6 per package, the loss during these months was considerable. On referring the matter to the Director of Cinchona Plantations that officer offered to arrange to supply the packages at a reduced rate of Re-1-6-6 each, but, as this price would not have allowed a fair margin for profit, further representations were made to him and he was asked whether he had any objection to resuming the practice of supplying to us quinine in bulk. To this arrangement the Director having assented, 100 lbs. of quinine in bulk were ordered in November last, and the work of manufacturing pice packets and of putting them up in packages was resumed. By the present arrangement a fair amount of profit is capable of being earned notwithstanding the rise in the price of the drug.

Debit.		Credit.	
	Rs. a. p.		Rs. a. p.
Filled packets in stock at the end of 1898...	59 0 9	Value of raw materials in hand at the end of 1899 ...	868 6 11
Value of raw materials at the end of 1898...	455 13 0	Outstanding debts due to the Prison at the end of 1899 ...	2,153 9 0
Outstanding debts due to the Prison at the end of 1898 ...	2,041 11 0	Amount paid into the Treasury during 1899 ...	7,707 12 3
Value of quinine received during the year ...	6,452 9 9	Value of filled packets in stock at the end of 1899 ...	25 3 3
Value of packing materials purchased during the year ...	871 4 4		
Pay of Establishment ...	288 11 4		
Net profit of Factory ...	85 13 3		
Total ...	10,254 15 5	Total ...	10,254 15 5

59. In paragraph 54 of my report for 1898 I alluded to the measures which were then being taken towards developing the Yerrowda Central Prison Press. For a number of years the Central Prison Press was one which limited its operations to departmental work, that is to say, to printing the Books, Registers, &c., employed in this Department. In our accounts credit was never claimed for the value of the work which the Press on its limited footing turned out. In June last six press subordinates were temporarily transferred, for a period of three months, from the Government Central Press, Bombay, to the Yerrowda Prison Press. Mr. W. George, the Second Deputy Superintendent of the Central Press, who was selected to supervise the operations of enlarging the Yerrowda Press, was, for the months of June, July and August, deputed to visit the Yerrowda Press at intervals in each of the above three months in order to guide the measures in progress, and on the 1st of October Mr. George's services were made over to the Yerrowda Press. 77 prisoners specially selected for employment in the Yerrowda Press were transferred from number of other Prisons to Yerrowda on several occasions during the closing months of the year. In May of last year a quantity of machinery was indented for through the Secretary of State, a small portion of which was received just as the year was drawing to a close. In June a quantity of material, in the shape of machinery, &c., was made over to the Yerrowda Press from the Government Central Press. An equipment of English type was procured from the Government of India's printing stores in Calcutta; Maráthi and Gujaráti type was purchased in Bombay, and Kánarese type was ordered from the Basel Mission at Mangalore. Some miscellaneous articles for Press use were obtained from the Marine Department, Bombay. A six horse-power engine with an eight horse-power boiler has been purchased locally, and has lately, since the commencement of the present calendar year, together with the shaftings worked in connection therewith, been placed in position, a special shed having been built for the engine and boiler. This is the only building which, at a cost of Rs. 1,166, has so far been constructed at Yerrowda in connection with the Press operations. One sleeping barrack and one work-shed have been made over to the Press, the engine-shed being placed between these two buildings. The above arrangements have necessarily tended to somewhat increase the overcrowding in the Yerrowda Central Prison, which overcrowding has, however, been alleviated as far as possible by the distribution of many of the prisoners at night among the worksheds, which are large and airy. The Yerrowda Press on its enlarged footing is still, of course, in its very early infancy, but I trust that a perusal of the statement which follows this paragraph will satisfy Government that the Press in its new condition has at all events made a good start. There is no reason why in the near future the Yerrowda Press should not undertake the whole of the vernacular form printing for Government. In paragraph 55 of this Report I have remarked that any interference with the ordinary factory operations at Yerrowda which may be produced by the enlargement of the Press of that Central Prison is a circumstance which I do not altogether deplore, and this is because I am absolutely convinced that the more—within certain limits—the operations of that Press are extended the greater will be the saving to Government in their outlay on printing. This I view as a far more important object of attainment than the maintenance of a constantly increasing, let us say, carpet industry in that Central Prison.

	Rs.	a	p.
Gross value of work turned out by the Press in 1899 ...	6,628	4	0
Deduct cost of Establishment. Rs. 1,338-0-0 } Contingencies „ 1,826-1-1 }	3,224	1	1.
Profit ...	3,404	2	11

60. In the foregoing statement, in which the value of the work turned out from the Yerrowda Press is calculated according to the principles laid down in the Government of India's Resolution, Home Department (Jails), No. 550—561, dated 19th December last, and in which a profit of Rs. 3,404-2-11 is shown, no account is of course taken of the outlay on or value of machinery, &c., pur-

chased or obtained by transfer during 1893. The sum of Rs. 8,595-8-0 may be taken as representing the above amount.

61. The following figures may be deemed interesting. During the months of the past year throughout which the Yerrowda Press has been engaged in developing its capabilities, 220,280 official or demi-official envelopes, with printing thereon, were made and issued from the Press; 1,326 Guard Books and blank books were printed and bound; 32,000 Field telegraph forms were printed; 369 Jail Registers were printed and bound, and a very large number of Jail forms were printed. There was no steam power available during the period under reference as—already explained—the press engine and boiler have only recently been placed in position.

62. In bringing my remarks on the Yerrowda Press to a conclusion, I desire to freely acknowledge the very ready assistance which, in connection with its development, I have at all times received from Mr. Framroz, the Superintendent of the Government Central Press, during the past year, while to this I would add that the selection of Mr. W. George to supervise that development, and to conduct the working of the Yerrowda Press under its new conditions, appears to me to have been amply justified by the manner in which he has discharged the duties which have fallen to his lot at Yerrowda.

63. The statement which follows shows the extent to which prison-made articles have been supplied to Government Departments during the year under report and that preceding it:—

	1893.			1892.		
	Rs.	a.	p.	Rs.	a.	p.
Public Works Department ...	923	10	9	227	15	9
Telegraph Department ...	1,160	10	3	1,093	1	2
Other Civil Departments ...	1,995	3	0	3,008	0	5
Commissariat Department ...	1,681	2	2	715	1	7
Marine Department ...	1,060	12	0	1,340	7	10
Military Department ...	5,701	4	8	425	7	0
Total ...	12,522	10	10	7,625	1	9

64. It will be observed that there has been a falling off of Rs. 4,897-9-1 during the year under report compared to the realizations in the previous year. The supplies furnished to "Other Civil Departments" and "Marine Department" show an increase. All the other heads show a decline, that against the "Military Department" alone amounting to Rs. 5,275-13-8. The largely decreased demands during the past year on the part of the Commissariat and Military Departments for Jail-manufactured articles are difficult to account for.

65. The marginally noted statement shows the total cost of guarding and maintenance of all Prisons, Subordinate Jails, and Lock-ups. The total expenditure, excluding Inspection charges and General Superintendence, has amounted to Rs. 6,65,271 in the past against Rs. 6,64,035 in the preceding year, an increase of Rs. 1,236. The actual cash realizations have been Rs. 1,04,297 against Rs. 81,315—an increase of Rs. 22,982—thus making the total net cost to Government of the Department Rs. 5,60,974 in 1893 against Rs. 5,82,720 in 1892—a decrease of Rs. 21,746. The average net cost per prisoner, in the year under review, has been Rs. 51-10-0 against Rs. 57-12-0 in the preceding year—a decline of Rs. 6-2-0. In view of the rise in the daily average population of our Prisons, Jails, and Lock-ups from 10,090 in 1892 to 10,876 in the year under report, and with famine on the one hand and plague on the other, I view the above financial result as decidedly satisfactory, and in giving expression to this opinion—with which I am respectfully disposed to hope that Government may see fit to agree—I have not overlooked the further expenditure, in connection with compensation to our ration contractors, properly belonging to the past year, which I have ventured to foreshadow in paragraph 39 of this Report.

## VITAL.

66. This statement shows the sickness and mortality amongst prisoners of all classes during the year. With a daily average strength of 10,949 confined in Central, Special, District and Extra-mural Prisons, Jails, Civil Jails, and Lock-ups, there have been 6,561 admissions into Hospital, the daily average number of sick has been 270·5 and the total number of deaths 276 or a ratio of 25·2 per mille of average strength. During 1898 the figures were as follows. Daily average strength 10,167; total number of admissions into Hospital 7,689; daily average number of sick 273·3; total number of deaths 216; or a ratio of 21·2 per mille of average strength.

67. The subjoined table shows the capacity of the several Prisons together with the daily average and the maximum population on any one day. During the past year the total accommodation in the Aden Prison has been increased from that for 61 to that for 83 prisoners.

Prisons.	Capacity, inclusive of hospital and cell accommodation.	Daily average.	Maximum Population.
Common Prison ...	180	359	464
House of Correction ...	262	291	367
Yerrowda ...	1,482	1,888	2,049
Dhulia ...	234	401	833
Bijapur ...	294	376	453
Dhárwár ...	336	486	821
Kárwár ...	252	145	331
Ratnágiri ...	228	143	256
Thána ...	653	815	930
Ahmedabad ...	920	1,234	1,757
Rájkot ...	102	118	169
Karáchi ...	412	340	413
Hyderabad ...	865	1,065	1,182
Shikárpur ...	433	485	574
Aden ...	83	29	45
Total ...	6,736	8,175	10,694

68. It will be seen from the above table that, looking to the daily average, 11 out of the 15 Prisons have been overcrowded throughout the year under report. Out of these eleven Prisons, three Prisons—the Common Prison, Dhárwár and Thána—exhibit a rate of mortality in excess of 33·3 per mille of average strength.

69. It has been, as will be gathered from the figures in the foregoing table, an absolute impossibility to terminate the overcrowding in many of our Prisons during the past year. I can but claim that I have done my best to, as far as possible, relieve the pressure in an overcrowded Prison by the transference therefrom to another Prison—which though also overcrowded was so in a less degree—of batches of prisoners. Every effort too has been made in the overcrowded Prisons to lighten the pressure on the regular sleeping accommodation by largely utilizing the work-sheds or other buildings as sleeping barracks. The Gangs are not taken into account in the above table. In the fifteen Prisons named therein, the aggregate population at the commencement of September consisted of 8,262 prisoners; by the end of December, owing to the famine, the numbers had risen to 9,667. The Coast Prisons of Ratnágiri and Kárwár, to each of which, as stated in an earlier portion of this Report, 125 prisoners were transferred in the month of December, were at the close of the year more than full, a rare circumstance in the case of either Prison.

70. The statement which follows deals with the sickness and mortality amongst convicts and under-trials confined in Prisons during the past two years :—

	1898.			1899.		
	Males.	Females.	Total.	Males.	Females.	Total.
Total population ..	28,697	1,066	29,763	31,572	1,238	32,810
Daily average strength ...	8,202	193	8,395	8,719	201	8,920
Number admitted into hospital ...	6,349	78	6,427	5,435	77	5,512
Daily average sick ...	239.3	4.1	243.4	242.1	4.4	246.5
Number of deaths ...	187	3	190	218	4	222
Ratio per mille of deaths to total population...	6.5	2.8	6.4	6.9	3.2	6.8
Do. do. to strength...	22.8	15.5	22.6	25.0	19.9	24.9
Do. do. to admission into hospital ...	29.5	38.5	29.6	40.1	51.9	40.3

71. While the number admitted to hospital has been less by 915 than in the year 1898, the daily average number of sick during the year under report has been higher by 3.1 than in the preceding year. During the year under review, the number of deaths has been 222—an increase of 32 over the figures for 1898. The Prisons which show a ratio of mortality in excess of 33.3 per mille are those of the Common Prison (120.0), Thána (71.6), and Dhárwár (45.2). In 1898, the Prisons which showed a mortality in excess of 33.3 per mille were those of Shikárpur (58.8), the Sind Gang (64.4), the Common Prison (52.9), and the House of Correction (44.5).

*Common Prison.*—There have been 45 deaths—all male convicts—in this Prison. Out of this number no less than 37 deaths were due to relapsing fever, and of the rest plague was responsible for two, and diarrhœa, phthisis, remittent fever, valvular disease of the heart, tetanus and general debility for one each. Out of the total of 316 prisoners admitted into hospital during the year 244, or over 77 per cent. of that number, were for relapsing fever. One hundred and fifty-nine cases of relapsing fever and one of plague were removed for treatment to the Municipal Hospital for contagious diseases situated in Arthur Road. Had it not been for this very severe outbreak of relapsing fever amongst the inmates of the Common Prison, the rate of mortality of that prison for the year under report would have stood at only 21.3 per mille. Lieutenant-Colonel Waters, in medical charge of the Common Prison, writes as follows with regard to the health of the prisoners :—

“For the first six months of the year we had a remarkably good state of health in this Jail, the death-rate for that period being only 8.1 in the thousand, and meanwhile the death-rate among the surrounding population transcended all record in Bombay, reaching not less than something like 300 in the thousand in the month of March. The deaths of the last six months of the year were, with the exception of three cases, all from relapsing fever. These three were, one a case of heart disease, one of debility, and one of tetanus. There were thus from ordinary causes just three deaths in each six months of the year. All the other deaths in the last six months of the year were from relapsing fever and occurred for the most part in the Arthur Road Hospital. Otherwise from relapsing fever the sickness in the Prison has been but nominal.”

The Medical Officer further adds :—

“A very noticeable fact is that the female prisoners (averaging for the year 29.8 persons) have not had relapsing fever among them, in fact there has been no mortality at all among them during the year under report; and no sickness to speak of. They seldom perambulate the yards and are constantly housed in upper stories.”

With regard to plague Lieutenant-Colonel Waters states :—

“ I think the circumstance that there have been no deaths from indigenous plague in this Jail since my return to duty in July 1898 worthy of notice having regard to the mortality from this disease among the inhabitants of this City living in the immediate vicinity of the Prison. There was no inoculation performed here from the 4th July 1898 till 12th October last, and this being a short term Prison the inoculated were practically all released within three months ; so the immunity of the prisoners as a whole was in no way due to inoculation, but to the rigid system of dryness which has been maintained throughout the year within the Prison, partly by the sun and partly by the use of burning charcoal.”

In view of the epidemic of relapsing fever in the Common Prison and of the recommendations of the Acting Sanitary Commissioner, Lieutenant-Colonel Channér, and of Lieutenant-Colonel Waters, the garden attached to the Superintendent's quarters has, since the present calendar year commenced, been altogether abolished.

*Thána Special Prison.*—There have been 59 deaths in this Prison. Out of this number tubercle was responsible for 9, remittent fever for 8, dysentery and scurvy for 7 each, diarrhoea for 6, pneumonia and bronchitis (chronic and acute) for 4 each, broncho-pneumonia, rheumatism, and synovitis for 2 each, and spasmodic asthma, leprosy, choleric diarrhoea, secondary syphilis, valvular disease of the heart, fatty degeneration of the heart, dilatation of the heart, and emphysema for 1 each. The very heavy mortality in the Thána Prison is attributed by the Medical Officer mainly to climatic causes. The Medical Officer writes as follows with regard to the heavy rates of sickness and mortality in that Prison :—

“ There were 599 admissions into hospital as against 487 of the previous year, showing an increase of 112 for the year under report. Ague, remittent fevers, respiratory affections, diarrhoea and dysentery constituted the prevailing diseases. Out of the 618 cases made up by the 599 admissions during the year and 19 brought over as remaining from last year's return, 465 were discharged cured, 49 were discharged otherwise, 59 died, and 45 are remaining still under treatment. Out of the 599 admissions during the year, 53 cases had to be admitted at once in the hospital on their admission into the Prison for diseases contracted outside it. The mortality for the Prison population was 72 per mille of the average number. The cause of the heavy mortality is explainable by the following conditions :—“ The year under report was exceptionally unhealthy on account of climatic causes chiefly amongst which was the failure of the last monsoon. The mortality in the town was also coincidentally heavy and the diseases which prevailed in the Prison were also prevalent in the town. Another fact worth observing in the causation of the heavy mortality above referred to, is the physical condition met with amongst prisoners on their admission into Prison. It is to be noted that out of 59 deaths which occurred during the year there were 41 deaths amongst prisoners admitted from Násik alone, and out of these 41, 27 were admitted into Prison in a weak state of health and succumbed easily to the various diseases from which they died. These prisoners have no stamina in them, their vital powers being enervated before their admission into Prison by poverty and want and are, therefore, not able to withstand the climate of the Prison, which is considered to be a very unhealthy one on account of malaria and other causes not yet discovered.”

With regard to the prevalence of malarial fever the Medical Officer of the Prison further adds :—

“ In my opinion the moat running underneath the hospital walls may have had some influence in producing or aggravating the malarial fever present in this Prison. A part of the moat, however, has been filled up during the year under report. Overcrowding might have exerted an unfavourable influence on the general health of the prisoners. Another prejudicial element in the health of the Prison is a large tract of marshy ground on the east, north, and part of the south side of the Prison. This tract of marshy ground is

inundated twice a day by the tide running in from the Thána creek, and with each tide is left a very large amount of organic residue to rot and decompose during ebb-time. This evil is irremediable."

The fact that 41 of the 59 deaths in the Prison of Thána occurred amongst the prisoners transferred thither from the District of Násik is a significant circumstance. Násik is an above-ghát District, Thána a Konkan, or Coast, District. It has for many years been customary to transfer from the Násik Jail to the Thána Prison all prisoners sentenced to over six months. Owing to the terrible overcrowding which, during the closing months of the year under report, was of such frequent occurrence in the small Subordinate Jail of Násik, very many prisoners with shorter sentences than that indicated above were transferred from Násik to Thána to undergo those sentences. I have before now stated my opinion to Government that Násik is a station at which a Jail should always be maintained. In view of the circumstances referred to above I am on the present occasion disposed to stretch that opinion and to maintain that Násik should be provided, not with a Subordinate Jail with accommodation for some 60 or 70 prisoners—the present little Subordinate Jail at Násik has accommodation for only 31 prisoners and in the month of last December at one time no less than 189 prisoners were packed within its walls—but with a District Prison with accommodation for not less than 200 prisoners. A strange feature about the very heavy mortality in the Thána Prison is that that mortality has in no way been due to anything in the nature of an epidemic, for the 59 deaths have been caused by no less than 11 different diseases, and to tubercle of the lungs has been due the highest number of deaths (9) from any one cause. The moat running round a great portion of the walls of the Thána Prison, to which the Medical Officer refers, is in process of being filled up by means of Jail labour—this measure was referred to in paragraph 59 of my Report for 1896 and paragraph 58 of that for the following year—and, though the work is a heavy one with which but slow progress can be made, I hope that before my connection with this Department ceases I shall witness something like the completion of the work in question.

*Dhárwár Prison.*—Out of the 22 deaths (20 males and 2 females) which have occurred in this Prison, 7 have been due to cholera, 3 each to debility and pneumonia, 2 each to dysentery, diarrhoea and dropsy, and 1 each to bronchitis, spasmodic asthma and hepatitis. The ratio of deaths per mille of average strength would have remained exactly the same (*viz.*, 30·8) as that of the year previous, if the 7 deaths from cholera had not occurred. With regard to the high rate of mortality the Medical Officer, Major Corkery, writes:—

"The high mortality during the year under review as compared with that of last year was due to the prevalence of a sharp but acute epidemic of cholera in the Jail, there being 7 deaths under this heading. In consequence of the prices of grain and other eatables being so high and a scarcity of these commodities, several of the prisoners admitted for dacoity, the result of starvation, arrived in a half-starved and debilitated condition and easily succumbed to ordinary ailments. The health of the prisoners has on the whole been good. Cholera was prevalent in the town of Dhárwár and immediate neighbourhood, and broke out in the Jail. The first case occurred on the 17th May. In all there were 12 cases, of which 7 proved fatal. The last occurred on the 18th June.\* Plague was also rife in the Town and District of Dhárwár for about six months. Two cases occurred in the Jail in October, both of which recovered. Inoculation of all prisoners was resorted to when dead rats first appeared in the Jail and before any actual cases occurred, and to this fact is the recovery of the two due and the further prevention of the spread of the disease."

72. Of plague during the past year there have been 2 cases—both recent admissions into prison, and both of which proved fatal  
 The Plague. —in the Common Prison, 2 cases in the Dhárwár Prison

\* The Dhárwár cholera cases were the only ones which occurred during the year under report in any Prison or Jail.



and 1 in the Prison of Thána, all of which recovered, 3 cases with 1 death in the Subordinate Jail of Belgaum, 2 cases with 1 death in the Subordinate Jail of Násik, 1 case, which recovered, in the Subordinate Jail of Sátára, 1 fatal case in a Lock-up in the Belgaum District, and 3 cases, all fatal, in Lock-ups in the District of Dhárwár. There have therefore during the year under report been in all—in Prisons, Jails and Lock-ups—15 cases of plague, 8 of which proved fatal. In the preceding year we had 39 cases of plague, 22 of which proved fatal.

73. In a previous paragraph of this report I have shown that the ratio per mille of deaths in Central, Special, District, and Extramural Prisons, during the past year, has been 25·2 on the daily average strength. This is not an unfavourable rate. If the Common Prison and the Prison of Thána, in which the mortality has been so very heavy, be left out of account as regards daily average strength and mortality, we get for the remaining 15 Prisons the abnormally low ratio of 15·2 per mille of deaths on daily average strength.

74. The following measures have been adopted during the year in the case of some of our Prisons and Jails with a view to improve the health and condition of the prisoners:—

- (1) Issue of wheat in lieu of bájri and jowári.
- (2) Issue of extra rations to weakly prisoners and convalescents.
- (3) Issue of extra clothing to weakly prisoners.
- (4) Issue of special diet to the above class of prisoners.
- (5) Wherever necessary, free administration of cinchona alkaloids to all cases showing tendency to malaria.
- (6) Issue of potatoes three times a week in lieu of ordinary succulent vegetables.

The above information is inserted in accordance with the orders contained in paragraph 1 of Government Resolution, Judicial Department, No. 9115, dated 29th December 1896.

75. The following table contrasts the sickness and mortality in Subordinate Jails and Lock-ups during the years 1898 and 1899:—

	1898.						1899.					
	Jails.			Lock-ups.			Jails.			Lock-ups.		
	Males.	Females.	Total.	Males.	Females.	Total.	Males.	Females.	Total.	Males.	Females.	Total.
Total population ... ..	8,779	457	9,246	51,058	2,930	53,738	10,554	597	10,951	61,696	3,332	64,028
Daily average strength ... ..	744	32	776	896	31	919	872	35	907	1,007	42	1,049
Number admitted into hospital ...	885	56	944	301	13	314	750	38	788	242	16	258
Daily average sick ... ..	21·9	2·1	23·9	5·5	0·2	5·7	16·6	1·6	20·1	3·3	0·3	3·9
Number of deaths ... ..	15	1	16	9	1	10	26	1	27	26	1	27
Ratio per mille of deaths to total population ... ..	1·7	2·1	1·7	0·2	0·4	0·2	2·6	1·7	2·8	0·4	0·3	0·4
Do. do. strength ... ..	20·2	31·2	20·6	10·2	30·3	10·9	29·6	20·6	29·8	26·3	23·8	25·7
Do. do. admission ... ..	16·9	17·9	16·9	29·9	76·9	31·8	34·7	26·3	31·3	107·4	62·3	104·7

76. Notwithstanding the rise in the total population and in the daily average strength of Jails and Lock-ups, the daily average number of sick in the case of Jails has fallen from 23·9 in 1898 to 20·1 in the year under review, and in the case of Lock-ups from 5·7 to 3·9. The deaths have, however, risen from 16 to 27 in the first case and from 10 to 27 in the second.

77. It will be observed from the foregoing statement that the ratio per mille of deaths to strength and admissions into Hospital has considerably increased in the Subordinate Jails and Lock-ups during the year under report as compared with 1898.

78. The following statement, which is a summary of Statement No. XV, shows the number of admissions into Hospital and deaths from the chief diseases in Prisons:—

Statement No. XV.—Admissions and deaths from Chief diseases.

	1898.		1899.	
	Admissions.	Deaths.	Admissions.	Deaths.
Cholera ... ..	...	...	12	7
Dysentery ... ..	286	11	377	22
Malarial fevers ... ..	2,188	19	1,283	12
Tubercle of the lungs, Tuberculous Phthisis and Hæmoptysis due to tubercle ... ..	56	15	54	23
Anæmia and Debility ... ..	144	8	87	8
Other General Diseases ... ..	907	31	1,016	42
Pneumonia ... ..	156	40	154	33
Other Respiratory diseases ... ..	308	7	254	15
Diarrhœa ... ..	330	17	293	16
Abscesses, Boils and Ulcers of all kinds ... ..	617	...	623	...

79. The Dhárwâr Prison has contributed the whole of the cholera cases and deaths shown in the above table. With the exception of "Dysentery," "Other General Diseases," and "Abscesses, boils and ulcers of all kinds" the admissions under all the heads in the above table show a decrease which is extraordinarily marked under "Malarial Fevers." For the increased admissions under "Dysentery" the Deccan Gang and the Prisons of Thána, Karáchi, and Hyderabad are mainly responsible, while the Bombay Common Prison, the Prison of Thána, and the Sind Gang chiefly contribute to the increase in admissions under "Other General Diseases." An increase is observable in the number of deaths under "Dysentery," "Other General Diseases," "Tubercle of the lungs, Tuberculous Phthisis, &c.," and "Other Respiratory Diseases." The Prisons of Thána and Dhárwâr and the Deccan Gang have been mainly responsible for the rise under the first named head, the Bombay Common Prison and Thána Special Prison for the rise under the second; the Thána Prison and House of Correction for the rise under the third and the Prisons of Dhárwâr and Thána for the rise under the last mentioned head. There has been an extraordinary decline under admissions for Malarial Fevers which have fallen from 2,188 in 1898 to 1,283 during the year under report. This is doubtless more or less attributable to the scanty rainfall of last monsoon. The Prisons of Yeraoda and Ahmedabad have largely contributed towards the decline. The slight increase or decrease under the other heads does not call for any comment.

Statement No. XVI—  
mortality according to length  
of original sentence.

80. The table which follows is a summary of  
Statement No. XVI and deals with the mortality  
according to length of original sentence.

	1898.			1899.		
	Average Number.	Deaths.	Ratio of deaths per mille of average strength.	Average Number.	Deaths.	Ratio of deaths per mille of average strength.
Not exceeding six months ... ..	1,932	42	21·7	1,950	68	32·3
Above six months and not exceeding one year ... ..	1,684	32	19·0	1,712	50	29·2
Above one year and not exceeding three years ... ..	1,901	53	27·9	2,019	44	21·8
Above three years and not exceeding seven years ... ..	1,654	31	18·7	1,923	34	17·7
Above seven years ... ..	987	28	28·4	1,049	29	27·6
Total ... ..	8,158	186	22·8	8,653	220	25·4

81. There has been an increase in the ratio of mortality in the two first classes appearing in the above table, and a decline in that in the remaining three.

82. The subjoined table is an abstract of the marginally noted statement and deals with the mortality according to length of time passed in Prison.

	1898.			1899.		
	Average Number.	Deaths.	Ratio of deaths per mille of average number.	Average Number.	Deaths.	Ratio of deaths per mille of average number.
Not exceeding six months in Jail ... ..	3,613	96	26.6	3,910	123	31.5
Above six months and not exceeding one year...	1,579	34	21.5	1,532	31	19.6
Above one year and not exceeding two years ...	1,245	30	24.1	1,512	44	29.1
Above two years and not exceeding three years...	759	5	6.6	623	8	12.8
Above three years and not exceeding seven years.	667	15	22.5	774	13	16.8
Above seven years ... - ... ..	295	6	20.3	252	1	4.0
Total ...	8,169	186	22.8	8,659	220	25.4

83. From the above statement it will be noticed that the ratio of mortality has been the highest under the first and lowest under the last head.

84. The table below contrasts the figures of the past two years in connection with the weights of prisoners on admission and discharge.

Statement B.

	1898.		1899.	
	Number.	Percentage.	Number.	Percentage.
Number discharged during the year ...	16,301	...	17,444	...
Do. who had gained weight ...	10,072	61.8	9,297	53.3
Do. who had lost weight ...	2,933	18.0	3,861	22.1
Do. who had neither lost nor gained weight in Jail ...	3,296	20.2	4,286	24.6

85. There has been a considerable decline in the number of those who had gained weight as compared with the results in the preceding year, an increase in the number of those who had lost weight, and an increase also in the number of those who had neither gained nor lost weight.

#### OFFICIAL AND NON-OFFICIAL VISITORS.

86. The subjoined statement gives particulars of the inspection by official and duly appointed non-official visitors of Prisons and Jails during the year under review.

No.	Prisons.	Number of official visitors appointed.	QUARTERLY MEETINGS.					Number of other occasions on which an official visitor visited the Prison during the year.	Number of visits paid by appointed non-official visitors during the year.	
			Number in the year.	Number of official visitors present.						
				First.	Second.	Third.	Fourth.			Fifth.
<i>Prisons.</i>										
1	Common Prison ...	15	4	5	3	5	3	...	30	...
2	House of Correction ...	15	4	5	4	5	4	...	37	3
3	Yerrowda ...	15	4	7	5	1	3	...	63	12
4	Dhulia ...	10	4	3	4	7	3	...	78	2
5	Bijapur ...	8	4	5	3	4	7	...	60	3
6	Deccan Gang ...	...	...	...	...	...	...	...	...	...
7	Dhárwár ...	9	4	4	3	5	5	...	68	5
8	Kárwár ...	7	3	2	3	4	...	...	51	5
9	Ratnágiri ...	8	4	3	2	6	2	...	52	...
10	Thána ...	17	4	4	4	6	3	...	59	7
11	Ahmedabad ...	17	4	3	4	4	5	...	49	...
12	Rájkot ...	4	1	...	...	1	...	...	8	...
13	Karáchi ...	12	4	6	9	8	8	...	57	...
14	Hyderabad ...	19	4	6	5	5	8	...	67	4
15	Shikárpur ...	12	3	4	5	5	...	...	57	3
16	Sind Gang ...	...	...	...	...	...	...	...	3	...
17	Aden ...	8	...	...	...	...	...	...	49	7
<i>Jails.</i>										
1	Ahmednagar ...	9	4	3	3	2	3	...	4	1
2	Belgaum ...	8	4	3	2	4	2	...	47	...
3	Godhra ...	5	3	2	3	3	...	...	69	4
4	Fátára ...	6	3	3	5	6	...	...	54	4
5	Sholápur ...	8	4	4	5	4	2	...	49	3
6	Surat ...	8	3	3	7	6	...	...	37	...
7	Násik ...	6	...	...	...	...	...	...	59	...
	<b>Total ...</b>	<b>226</b>	<b>72</b>	<b>75</b>	<b>79</b>	<b>90</b>	<b>53</b>	<b>...</b>	<b>1,087</b>	<b>63</b>

## BUILDINGS.

87. The next statement indicates the major and minor works for which allotments have been made during the year which ended on 31st March 1900, and also the works financed from the Departmental Discretionary grant during the same period. The amount of Discretionary Grant sanctioned by Government for the above period was Rs. 3,000, the whole of which has been expended during the year.

Number.	Prison or Jail.	Nature of work.	Amount allotted.	REMARKS.
<b>Major Works.</b>			Rs.	
1	Dhulia Prison ...	Water-supply with storage cistern...	3,000	
<b>Minor Works.</b>				
1	Yerrowda Central Prison.	Boiler shed ... ..	1,166	
2	Hyderabad Central Prison.	Lengthening Masonry drains ...	800	
3	Thána Special Prison.	Rebuilding the matron's office ...	700	
4	House of Correction.	Removal and reconstruction of bathing platform ... ..	800	
		<b>Total ...</b>	<b>3,466</b>	

Number.	Prison or Jail.	Nature of work.	Amount allotted.	REMARKS.
<i>Discretionary Grant.</i>				
1	Yerrowda Central Prison.	Latrine for Native warders ... ..	230	
2	Do. ...	Doorway in Barrack No. 7 ... ..	38	
3	Do. ...	Alterations in connection with Printing Press arrangements ... ..	309	
4	Do. ...	Iron-bars to the doors of the under-trial prisoners' yard ... ..	11	
5	Hyderabad Central Prison.	Strengthening the doors of the separate cells ... ..	130	
6	Do. ...	New ventilators to separate cells ... ..	281	
7	Ahmedabad Central Prison.	Wire-netting to ventilators in cells ... ..	187	
8	Thána Special Prison.	Drain ... ..	452	
9	Do. ...	Waste weir in connection with prison moat ... ..	47	
10	Do. ...	Paving the floor of the record-room ... ..	64	
11	Karáchi Prison	Removal of the gallows, &c., to within the Prison ... ..	110	
12	Do. ...	Paving the floor of the Deputy Jailor's quarters ... ..	47	
13	Do. ...	Surveying the site for the new Prison ... ..	14	
14	Kárwár Prison	Removal of fixed sentry-boxes ... ..	39	
15	Bijápur Prison	Bathing platform for warders' quarters ... ..	156	
16	Do. ...	Planked shutter doors to gates ... ..	78	
17	Dhárwár Prison	Strengthening under-trial yard ... ..	280	
18	Godhra Subordinate Jail.	Pointing the masonry of the well ... ..	178	
19	Belgaum Subordinate Jail.	Alterations to the new well... ..	23	
20	Ahmednagar Subordinate Jail.	Waste-water gutter... ..	42	
21	Násik Subordinate Jail.	Strengthening the roof of the Jail at the north-east corner ... ..	65	
22	Sholápur Subordinate Jail.	Iron-barred shutters to the female cells ... ..	43	
23	Surat Subordinate Jail.	Improving the water service ... ..	127	
24	Do. ...	Constructing partitions in the verandah of the warders' quarters ... ..	25	
25	Sátára Subordinate Jail.	Extra seat to the under-trial prisoners latrines ... ..	31	
Total ...			3,000	
Grand Total ...			9,466	

### MISCELLANEOUS REMARKS.

88. During the past year the following Prisons and Jails have been visited and inspected by me :—

*Central Prisons.*

Yerrowda.  
Ahmedabad.  
Hyderabad.

*Prisons.*

Karáchi.  
Shikápur.  
Kárwár.  
Ratnágiri.  
Dhárwár.  
Bijápur.  
Thána.  
House of Correction.  
Common Prison.  
Rájkot.

*Subordinate Jails.*

Alibág.  
Sátára.  
Belgaum.  
Sholápur.  
Ahmednagar.  
Násik.  
Surat  
Broach.  
Wadhván.  
Deesa.

89. No cubicles have as yet been provided in any of our Prisons or Jails. The plans and estimates of the new Prison which it is in contemplation to erect at Karáchi are being framed with a view to the sleeping quarters of that Prison being fitted up with cubicles.

90. The Revised Jail Manual is being passed gradually through the Government Central Press. The process is a slow one as owing to the heavy demands on that Press at present, and the large amount of printed work contained in the Manual, the latter can only be printed piecemeal, that is to say, in batches of about fifteen chapters at a time.

91. J. M. Cardozo, the absconding Jailor of Kárwár, whose case was referred to in the last four Annual Reports, and who made himself scarce as long ago as February 1895, was in August last arrested in the Panch Maháls District where he was living under an assumed name, and was in October last tried by the Sessions Court of Kánára under Section 409 of the Indian Penal Code, and sentenced to three years' rigorous imprisonment. I have since transferred Cardozo to Yerowda where he should prove useful in the Printing Press. His defalcations amounting to Rs. 725-5-3 have, since last year's Report was written, been recovered from his sureties.

92. My cordial acknowledgments are due to Khán Sáheb Dadabhai Sorabsha Munsiffna, who has recently been confirmed in the post of Personal Assistant in this office, for the manner in which during the year under report he has discharged the duties of that post.

93. I propose very shortly to submit to Government a brief report summarizing the various schemes which have during the past few years been formulated and provisionally approved for the construction of additional Prison or Jail accommodation in the Bombay Presidency, and I shall add to that list some further schemes, as I should wish before my connection with this Department is finally severed to place on record my views as to the projects which should, as funds are available, be taken in hand and completed with the object of placing the Bombay Jail Department, in the matter of its buildings, well in line with the foremost of the sister Departments in this country.

94. This is the last occasion on which it will fall to my lot to submit to Government an Annual Report on the Bombay Jail Department, as the early months of next year will witness my retirement from the service. The thirteen and a half years, during which I have filled my present post, have, in this Department, been busy ones. That period has witnessed the commencement and completion of the two Central Prisons of Ahmedabad and Hyderabad, while in many ways Indian Jail Administration has been well nigh revolutionized by the passing of Act IX of 1894. I have been content in my present post to endeavour to move quietly ahead on the lines indicated by the Indian Jail Commission of 1888 and, in the midst of a sea of changes, to endeavour to keep the departmental machine running smoothly. And if in this I am held to have been in any way successful, that circumstance is due to the loyal and hearty co-operation which I have at all times experienced at the hands of the very many Superintendents of Prisons, Gangs and Jails with whom my duties have during the period under reference brought me into close official relation.

I have the honour to be,

Sir,

Your most obedient Servant,

T. M. FILGATE,  
Inspector-General of Prisons,  
Bombay Presidency.

General Summary showing the Distribution of Prisoners of all Classes confined in Jails and Subsidiary Jails of Bombay during the year 1899.

1 Station.	2 Place of Confinement.	3 Classes of Prisoners.	4 Remained at the commencement of the year.			5 Received during the year.			6 Total.			7 Discharged from all causes.			8 Remaining at end of the year.			9 Daily average number of each Class.			10 Total daily average of whole Prison or Jail.		
			Males.	Fe-males.	Total.	Males.	Fe-males.	Total.	Males.	Fe-males.	Total.	Males.	Fe-males.	Total.	Males.	Fe-males.	Total.	Males.	Fe-males.	Total.	Males.	Fe-males.	Total.
			Bombay	Common Prison	Convicts ... Under-trials ... Civil ...	299 8 19	21 1 ...	320 9 19	3,069 533 466	302 94 ...	3,371 627 466	3,368 541 475	323 35 ...	3,691 576 475	3,049 516 ...	302 33 ...	3,350 549 20	320 26 20	21 2 ...	341 27 20	328 13 16	19 1 ...	346 14 16
Do.	House of Correction.	Europeans ... Natives ...	10 332	... ...	10 332	112 190	... ...	112 190	122 531	... ...	122 531	111 390	... ...	111 390	11 201	... ...	11 201	12 279	... ...	12 279	291 ...	...	291
Yerrowda Prison	Central Prison	Convicts ... Under-trials ... Civil ...	1,675 25 2	21 1 ...	1,698 25 3	1,768 75 19	153 9 ...	1,921 84 19	3,643 100 21	174 9 22	3,817 109 20	1,785 94 20	137 9 21	1,822 103 21	1,868 6 1	37 ...	1,865 8 1	1,857 8 1	23 9 1	1,879 9 1	1,866 ...	23	1,889
Junnar	Subsidiary Jail, 3rd Class.	Convicts ... Under-trials ... Civil ...	... 4 ...	... 1 ...	... 5 ...	... 98 15	... 12 ...	... 15 113	... 202 ...	... 16 ...	... 118 ...	... 15 90	... 12 16	... 12 106	... 12 ...	... 12 ...	... 12 ...	... 5 ...	... 6 ...	... 6 ...	5 1 ...	6 ...	6
Nasik	Do. 1st Class.	Convicts ... Under-trials ... Civil ...	66 9 ...	6 ... ...	62 9 ...	704 310 ...	77 14 ...	781 324 ...	760 319 ...	83 64 ...	643 333 ...	643 287 ...	71 14 ...	719 301 ...	112 32 ...	12 ...	124 32 ...	74 18 ...	6 1 ...	80 19 ...	92 ...	7 ...	99
Malegon	Do. 3rd Class.	Convicts ... Under-trials ... Civil ...	... 2 ...	... ... ...	... 2 ...	18 237 ...	1 5 ...	19 242 ...	18 239 ...	1 5 ...	19 244 ...	18 181 ...	1 5 ...	19 199 ...	48 ...	48 ...	48 ...	91 ...	...	91 ...	91 ...	...	91
Vinchur	Do. do.	Convicts ... Under-trials ... Civil ...	1 ... ...	... ... ...	1 52 ...	5 88 ...	3 4 ...	8 96 ...	56 92 ...	8 4 ...	59 96 ...	51 98 ...	9 4 ...	54 ...	5 ...	5 ...	5 ...	4 ...	...	4 ...	7 ...	...	7
Deccan.	Dhulia Prison	Convicts ... Under-trials ... Civil ...	234 34 19	9 1 ...	246 35 19	1,278 978 162	49 11 ...	1,325 987 162	1,512 1,010 121	58 12 ...	1,570 998 121	1,022 308 114	46 13 ...	1,068 320 114	490 202 7	12 ...	562 202 7	331 67 9	12 1 ...	343 34 9	397 ...	13	410
Bhusaval	Subsidiary Jail, 2nd Class.	Convicts ... Under-trials ... Civil ...	37 ... ...	2 1 ...	39 1 ...	89 68 ...	29 2 ...	445 64 ...	62 ... ...	31 62 ...	463 65 ...	387 3 ...	22 3 ...	415 65 ...	66 3 ...	3 ...	66 3 ...	86 1 ...	1 ...	33 1 ...	33 1 ...	1 ...	34
Ahmednagar	Do. do.	Convicts ... Under-trials ... Civil ...	31 18 4	1 ... ...	32 18 4	380 413 ...	27 16 ...	407 431 ...	411 431 ...	29 40 ...	430 460 ...	359 383 ...	26 3 ...	385 383 ...	58 46 ...	2 1 ...	54 30 ...	37 1 ...	2 21 ...	39 31 ...	68 ...	3 ...	71
Sátara	Do. do.	Convicts ... Under-trials ... Civil ...	31 23 ...	... 1 ...	31 24 ...	280 400 ...	33 32 ...	313 432 ...	311 432 ...	33 33 ...	344 456 ...	269 373 ...	30 30 ...	298 403 ...	43 50 ...	3 3 ...	46 53 ...	31 39 ...	4 2 ...	36 41 ...	70 ...	6	76
Sholapur	Do. do.	Convicts ... Under-trials ... Civil ...	33 23 ...	5 ... ...	38 23 ...	254 35 ...	18 10 ...	273 55 ...	287 67 ...	23 11 ...	310 78 ...	231 8 ...	20 3 ...	251 3 ...	56 3 ...	3 ...	59 18 ...	29 4 ...	3 1 ...	32 3 ...	33 ...	4	37
Deccan Gang (a)	Extra mural Gang	Convicts ... Under-trials ... Civil ...	498 ... ...	... ... ...	498 ... ...	544 ... ...	... ... ...	544 ... ...	1,043 ... ...	... ... ...	1,042 ... ...	649 ... ...	... ... ...	649 ... ...	393 ... ...	393 ... ...	393 ... ...	336 ... ...	... ... ...	336 ... ...	336 ... ...	...	336
Southern Maratha Country.	Bijapur Prison	Convicts ... Under-trials ... Civil ...	367 7 3	20 ... ...	387 8 3	690 310 ...	54 6 ...	744 316 ...	1,067 317 ...	74 7 ...	1,131 324 ...	663 255 ...	55 8 ...	737 261 ...	375 63 ...	19 1 ...	394 63 ...	322 27 ...	21 ...	340 34 ...	355 ...	21	376
	Dhárwar	Convicts ... Under-trials ... Civil ...	359 5 ...	15 ... ...	374 5 ...	1,001 602 ...	31 19 ...	1,032 620 ...	1,390 607 ...	46 15 ...	1,406 625 ...	698 403 ...	33 13 ...	731 415 ...	663 6 ...	13 110 ...	675 7 ...	437 1 ...	15 1 ...	453 1 ...	471 ...	10	467
	Belgaum	Convicts ... Under-trials ... Civil ...	71 63 ...	6 ... ...	77 64 ...	290 340 ...	18 14 ...	308 354 ...	326 423 ...	24 10 ...	375 438 ...	317 327 ...	21 15 ...	338 372 ...	84 65 ...	1 1 ...	37 68 ...	26 1 ...	3 1 ...	40 26 ...	82 ...	4	86

(a) The Deccan Gang was located at Mohadi in the Dhulia Taluka of the Khandesh District.

General Summary—continued.

Station.	Place of confinement.*	Classes of Prisoners.	4			5			6			7			8			9			10			
			Remained at the commencement of the year.			Received during the year.†			Total.			Discharged from all causes.			Remaining at end of the year.			Daily average number of each Class.			Total daily average of whole Prison or Jail.			
			Males.	Fe-males.	Total.	Males.	Fe-males.	Total.	Males.	Fe-males.	Total.	Males.	Fe-males.	Total.	Males.	Fe-males.	Total.	Males.	Fe-males.	Total.	Males.	Fe-males.	Total.	
Kohkan.	Kárwár ... Prison ...	Convicts ...	117	1	118	301	13	374	478	14	493	184	13	197	204	1	205	136	1	137	145	1	146	
		Under-trials ...	3	...	3	92	2	94	95	2	97	83	2	85	2	...	2	...	8	...				8
		Civil ...	1	...	1	14	...	14	16	...	16	13	...	13	...	...	...	1	...	1				
	Hallýd... Subsidary Jail, 3rd Class...	Convicts ...	...	...	...	14	...	14	14	...	14	12	...	12	2	...	2	...	...	...	...	...	...	...
		Under-trials ...	...	...	...	...	...	...	...	...	...	...	...	...	...	...	...	...	...	...	...	...	...	...
		Civil ...	...	...	...	...	...	...	...	...	...	...	...	...	...	...	...	...	...	...	...	...	...	...
	Ratnágiri ... Prison ...	Convicts ...	162	8	170	271	14	285	433	23	455	193	16	209	240	6	246	134	7	141	137	7	144	
		Under-trials ...	2	...	2	32	5	37	34	6	39	31	3	34	3	...	3	...	2	...				2
		Civil ...	1	...	1	6	...	6	6	...	6	6	...	6	...	...	...	1	...	1				
	Máiván ... Subsidary Jail, 3rd Class...	Convicts ...	...	...	...	40	10	50	40	10	50	40	10	50	40	10	50	40	10	50	2	...	2	
Under-trials ...		2	...	2	40	4	44	45	4	49	49	4	53	...	...	...	1	...	1					
Civil ...		...	...	...	...	...	...	...	...	...	...	...	...	...	...	...	...	...	...					
Dápoli ... Do. do.	Convicts ...	...	...	...	8	3	11	8	3	11	8	3	11	...	...	...	...	...	...	...	...	...	...	
	Under-trials ...	...	...	...	9	...	9	9	...	9	...	...	...	...	...	...	...	...	...	...	...	...	...	
	Civil ...	...	...	...	...	...	...	...	...	...	...	...	...	...	...	...	...	...	...	...	...	...	...	
Tháana ... Prison...	Convicts ...	836	42	877	1,401	87	1,488	2,436	129	2,565	1,633	79	1,712	603	60	663	787	40	827	783	41	824		
	Under-trials ...	4	...	4	74	4	78	82	...	86	81	...	87	17	1	18	7	...	7					
	Civil ...	13	...	13	71	...	71	64	...	84	79	...	79	5	...	5	...	9	...				9	
Allbág... Subsidary Jail, 2nd Class...	Convicts ...	4	1	5	227	16	243	251	17	268	227	16	243	4	1	5	16	3	19	19	1	20		
	Under-trials ...	...	...	...	87	13	100	87	13	100	87	13	100	...	...	...	...	...	...					
	Civil ...	...	...	...	...	...	...	...	...	...	...	...	...	...	...	...	...	...	...					
Mahád ... Do. 3rd Class...	Convicts ...	4	...	4	83	2	85	86	2	88	38	2	40	38	1	39	1	...	1	2	...	2		
	Under-trials ...	...	...	...	48	3	51	48	3	51	47	3	50	...	...	...	...	...	...					
	Civil ...	...	...	...	...	...	...	...	...	...	...	...	...	...	...	...	...	...	...					
Ahmedabad ... Central Prison ...	Convicts ...	1,043	26	1,069	2,615	186	2,799	3,665	162	3,827	2,113	120	2,233	1,545	42	1,587	1,130	36	1,166	1,505	39	1,544		
	Under-trials ...	67	...	67	581	23	603	638	22	660	638	21	657	102	1	103	85	...	86					
	Civil ...	16	...	16	92	...	92	107	...	107	100	...	100	7	...	7	10	...	10					
Deena ... Subsidary Jail, 3rd Class...	Convicts ...	2	...	2	8	3	11	10	3	13	7	3	10	3	...	3	...	1	...	2	...	2		
	Under-trials ...	2	...	2	20	4	24	22	4	26	21	4	25	1	...	1	...	1	...					
	Civil ...	...	...	...	1	...	1	1	...	1	...	...	...	...	...	...	...	...	...					
Godhra ... Do. do.	Convicts ...	13	...	13	387	19	406	400	19	419	337	19	356	63	...	63	30	1	31	42	3	45		
	Under-trials ...	3	...	3	383	30	413	386	30	416	339	30	369	64	...	64	12	2	14					
	Civil ...	...	...	...	...	...	...	...	...	...	...	...	...	...	...	...	...	...	...					
Surat... Do. do.	Convicts ...	40	4	44	716	17	733	755	21	777	671	19	690	55	2	57	73	1	74	83	1	83		
	Under-trials ...	...	...	...	77	...	77	77	...	77	74	...	74	3	...	3	10	...	10					
	Civil ...	13	...	13	93	...	93	106	...	106	101	...	101	5	...	5	9	...	9					
Broach ... Do. do.	Convicts ...	14	...	14	436	21	457	449	21	470	415	21	436	34	...	34	35	...	35	45	...	45		
	Under-trials ...	1	...	1	59	4	63	60	4	64	73	2	75	17	...	17	10	...	10					
	Civil ...	...	...	...	...	...	...	...	...	...	...	...	...	...	...	...	...	...	...					
Rájkot (Káthiáwár). Prison ...	Convicts ...	97	4	101	146	5	151	243	9	252	102	6	107	141	4	145	104	4	108	114	4	118		
	Under-trials ...	5	1	6	200	5	205	205	5	211	186	5	191	19	...	19	10	...	10					
	Civil ...	1	...	1	1	...	1	1	...	1	...	...	...	...	...	...	...	...	...					
Wádhwán (Civil Station Káthiáwár). Subsidary Jail, 2nd Class.	Convicts ...	21	1	22	149	11	160	170	12	182	136	11	147	44	1	45	32	2	34	55	3	58		
	Under-trials ...	16	...	16	340	33	372	355	33	387	314	31	347	39	...	39	22	1	23					
	Civil ...	1	...	1	1	...	1	1	...	1	...	...	...	...	...	...	1	...	1					
Karschi ... Prison ...	Convicts ...	248	5	253	840	15	855	1,098	20	1,118	739	17	756	348	3	351	322	3	325	339	3	342		
	Under-trials ...	14	...	14	380	6	386	394	6	400	380	...	380	29	...	29	16	...	16					
	Civil ...	...	...	...	26	1	27	26	1	27	26	1	27	...	...	...	...	...	...					
Schwan ... Subsidary Jail, 3rd Class...	Convicts ...	...	...	...	37	7	44	37	7	44	37	7	44	...	...	...	...	...	...	3	...	3		
	Under-trials ...	7	...	7	78	8	81	85	3	88	83	8	91	...	...	...	...	...	...					
	Civil ...	...	...	...	...	...	...	...	...	...	...	...	...	...	...	...	...	...	...					





Showing the Number and disposal of the Convicts in the Jails

1 Serial Number.	2* Jails.	3		4		5		6 RECEIVED BY TRANSFER.												7		
		Remained at the close of the previous year.		Imprisoned during the present year.		Total.		A.						B.						Grand Total:		
								To undergo sentence.						In transit for transportation or to other Jails.								
								From Jails in the province.		From Subsidary Jails to District Jails in the province.		From Jails outside the province.		From Jails in the province.		From Jails outside the province.						
		M.	F.	M.	F.	M.	F.	M.	F.	M.	F.	M.	F.	M.	F.	M.	F.	M.	F.	Total.		
2	Bombay	Common Prison	299	21	3,068	302	3,357	323	11	...	...	...	...	...	...	...	...	3,348	333	3,681		
		House of Europeans	10	...	104	...	114	...	8	...	...	2	...	...	...	...	...	122	...	122		
		Correc-tion, Natives	332	...	185	...	467	...	65	...	...	...	...	...	...	...	...	531	...	531		
4	Deccan	Terrooda	1,675	21	1,286	148	2,111	107	386	2	94	5	2	...	...	...	...	3,048	174	3,217		
		Dhulia	230	9	1,302	49	1,408	68	8	...	8	...	...	...	...	...	...	1,612	88	1,670		
		Deccan Gang	468	...	1	...	499	...	543	...	...	...	...	...	...	...	...	1,042	...	1,042		
6	Southern-Marátha Country.	Bijapur	367	20	638	46	1,045	60	2	8	...	...	...	...	...	...	...	1,057	74	1,131		
7		Dhárwar	359	15	993	31	1,354	48	5	...	...	1	...	...	...	...	...	1,360	46	1,408		
8		Kárwár	117	1	236	13	353	14	125	...	...	...	...	...	...	...	...	478	14	492		
9	Konkan	Ratnágiri	183	8	146	14	308	22	126	...	...	...	...	...	...	...	...	435	23	455		
10		Tháná	586	42	1,198	58	2,023	190	367	27	158	2	...	...	...	...	...	2,436	129	2,565		
11	Gujarát	Ahmedabad	1,043	28	2,590	111	3,633	127	12	...	13	25	...	...	...	...	...	3,658	102	3,760		
12		Rájkot	97	4	146	5	243	9	...	...	...	...	...	...	...	...	...	243	9	252		
13		Karáchi	249	5	733	11	979	16	13	...	...	...	91	4	...	...	...	1,086	30	1,116		
14	Sind	Hydrabad	1,003	18	1,428	15	2,496	28	42	2	...	...	...	...	2	...	...	2,430	30	2,510		
15		Shikápur	464	7	1,297	18	1,761	25	2	...	...	...	...	...	...	...	...	1,788	26	1,778		
16		Sind Gang	403	...	...	...	403	...	548	...	...	...	...	...	...	...	...	946	...	946		
17	Aden	Aden	33	...	93	5	123	5	...	...	...	...	...	...	...	...	...	126	5	130		
Total, 1899		Prisons	9,374	192	15,265	824	23,760	1,016	3,144	39	239	35	5	94	4	2	...	26,373	1,091	27,364		
		Subsidary Jails	413	27	5,032	327	5,446	354	24	1	...	1	...	9	...	...	...	5,478	358	5,834		
		Total	9,787	219	20,297	1,151	29,206	1,370	2,168	40	240	39	6	103	4	2	...	31,751	1,449	33,198		
Total, 1898		Prisons	7,578	188	12,692	300	21,269	878	2,301	20	543	27	20	5	88	...	1	...	24,186	940	25,099	
		Subsidary Jails	421	19	3,830	291	4,220	510	36	...	...	2	...	101	8	...	...	4,329	319	4,708		
		Total	7,999	207	17,521	591	25,489	1,388	2,337	20	543	27	22	5	137	9	1	...	28,515	1,249	29,767	

Convicts who escaped during the year and were not re-caught

JUDICIAL—(FOR CONVICTS ONLY).

and Subsidiary Jails of Bombay during the year 1899.

8				9												10		11		12		13		14		15		16			17						
TRANSFERRED TO OTHER JAILS.				RELEASED DURING THE YEAR.												Trans- ported beyond seas.		Trans- ferred to Lunatic Asylum.		Escaped.		Ex- e- cuted.		Died.		Remain- ing at the end of present year.		Daily average number.			Serial Number.						
A.		B.		A.		B.		C.		D.																											
To undergo sentence.		For Trans- porta- tion beyond Seas, &c.		On appeal.		On expiry of sentence.		Under remission rules.		By order of Government.																											
										a		b																									
M.		F.		M.		F.		M.		F.		On account of sickness.		On other grounds.		M.		F.		M.		F.		M.		F.		M.		F.		M.		P.		Total.	
												M.		F.																							
224	1	10	1	2,744	300	22	1	...	...	...	...	...	...	...	...	...	...	2	...	45	...	320	21	326	19	345	1										
4	...	...	...	102	...	1	...	...	...	3	...	...	...	...	...	...	...	...	...	...	...	11	...	12	...	12	2										
70	...	2	...	101	...	150	...	1	...	...	...	...	...	...	...	...	...	...	6	...	201	...	279	...	279	...											
132	16	48	4	53	2	992	114	523	1	2	...	9	...	...	1	...	...	8	...	17	...	1,858	37	1,895	22	1,917	3										
391	7	...	...	22	...	577	45	21	1	...	...	...	...	...	...	...	...	...	4	...	490	12	502	12	514	4											
7	...	...	...	10	...	387	...	235	...	...	...	...	...	...	...	...	...	1	...	9	...	303	...	388	...	336	5										
68	2	26	4	65	4	438	37	84	7	...	...	...	...	...	...	...	...	2	...	4	1	375	19	328	21	349	6										
118	1	10	4	31	1	455	23	56	2	2	...	...	...	...	...	1	...	2	...	3	...	692	13	437	15	452	7										
5	...	...	...	7	...	154	13	17	...	...	...	...	...	...	...	...	...	...	...	1	...	294	1	138	1	187	8										
...	...	4	2	12	1	127	12	47	1	...	...	1	...	...	...	...	...	...	2	...	240	6	184	7	141	9											
293	...	...	...	46	2	1,019	45	150	7	...	...	1	1	257	24	...	...	8	...	89	...	603	60	767	40	807	10										
21	...	42	1	114	4	1,673	111	240	4	...	...	...	...	...	3	...	...	4	...	17	...	1,546	42	1,130	36	1,166	11										
13	...	...	...	6	...	58	5	22	...	...	...	...	...	...	...	...	...	...	2	...	1	...	141	4	104	4	108	13									
102	...	74	4	62	3	449	6	46	4	...	...	...	...	...	...	...	...	2	...	3	...	348	3	322	3	325	13										
303	...	44	4	46	1	1,000	11	97	6	...	...	...	...	...	...	...	...	6	...	15	1	967	7	994	3	1,002	14										
192	2	21	...	94	5	305	14	66	1	...	...	1	...	...	...	...	...	7	...	12	...	555	3	464	4	468	15										
34	...	...	...	35	...	256	...	209	...	1	...	...	...	...	...	...	...	...	...	1	...	410	...	409	...	409	16										
...	...	...	...	1	...	90	5	13	...	...	...	...	...	...	...	...	...	...	...	...	...	22	...	29	...	29	17										
1,977	21	277	23	618	24	11,421	741	1,998	35	6	...	15	1	257	24	6	...	3	...	44	...	216	4	9,435	218	8,295	193	8,587									
296	26	...	...	151	8	4,883	278	17	...	...	...	...	...	...	...	...	...	1	...	...	...	16	1	685	33	533	65	558									
2,203	57	277	23	769	32	15,804	1,019	2,015	35	6	...	15	1	257	24	6	...	4	...	44	...	229	5	10,120	250	8,928	217	9,145									
2,267	19	149	2	832	22	10,634	699	1,594	19	2	1	15	2	210	...	...	7	...	38	1	188	3	8,374	192	7,942	186	8,128										
633	39	...	...	141	7	3,158	256	4	...	1	...	...	...	...	...	...	...	3	...	...	...	6	1	413	27	424	23	447									
1,900	47	149	2	973	29	15,713	925	1,568	19	3	1	15	2	210	...	4	...	10	...	38	1	189	4	8,787	219	8,366	206	8,575									

...ured at close of the year should alone be shown in Column 12.

Showing the Religion, Age, state of Education and previous Occupation of the Convicts admitted

Serial Number.	Jails.	RELIGION.																AGE				
		A.						B.		C.		D.		E.		A.		B.				
		CHRISTIANS.						Mahomedans.	Hindus and Sikhs.	Buddhists and Jains.	All other Classes.	Under 15.		15 to 40.								
		a.		b.		c.						M.	F.	M.	F.	M.	F.	M.	F.			
		Europeans.	Emigrants.	Natives.																		
		M.	F.	M.	F.	M.	F.	M.	F.	M.	F.	M.	F.	M.	F.							
1	Bombay ...	Common Prison ...	...	3	...	168	19	1,057	68	1,789	227	...	...	51	8	1	...	2,678	221			
2		House of Correction.	Europeans.	97	...	7	...	...	...	...	...	...	...	...	...	...	...	...	98	...		
			Natives	...	...	5	...	40	...	87	...	...	...	3	...	...	...	119	...			
3	Deccan ...	Yerrowda ...	...	1	...	2	...	26	4	115	3	1,141	189	...	...	1	...	9	3	1,158	124	
4			Dhulis ...	...	...	...	...	...	90	3	1,172	47	...	...	...	...	6	1	1,160	86		
5			Deccan Gang ...	...	...	...	...	...	...	...	1	...	...	...	...	...	...	...	...	1	...	
6	Southern Marátha Country.	Bijápur ...	...	...	...	2	...	68	2	618	44	...	...	...	...	2	3	619	31			
7			Dharwar ...	...	...	...	2	...	185	5	796	25	12	1	...	...	5	1	895	23		
8	Konkan ...	Karwár ...	...	...	1	...	9	7	28	1	198	5	...	...	...	...	1	1	205	4		
9			Ratnágiri ...	...	...	2	1	18	2	131	11	...	...	...	...	...	...	1	117	12		
10			Thána ...	...	...	...	45	6	52	8	1,084	48	...	...	7	1	3	3	972	47		
11	Gujarát ...	Ahmedabad ...	...	...	3	1	817	6	2,264	102	6	...	...	...	...	17	...	2,389	100			
12			Rájkot ...	...	...	...	...	...	35	1	110	4	1	...	...	...	2	...	124	5		
13	Sind ...	Karachi ...	...	...	3	...	6	...	817	11	107	...	...	...	...	1	...	664	11			
14			Hyderabad ...	...	...	1	...	1,800	6	127	9	...	...	...	...	...	...	1,363	16			
15			Shikárpur ...	...	...	1	...	...	1,208	15	88	3	...	...	...	...	3	...	1,132	17		
16		Sind Gang ...	...	...	...	...	...	...	...	...	...	...	...	...	...	...	...	...	...	...		
17	Aden ...	Aden ...	...	...	4	...	...	...	82	5	2	...	...	...	4	...	1	...	87	5		
Total, 1899...		Prisons ...	...	...	105	...	14	...	259	38	5,207	117	9,715	684	19	1	66	4	51	18	13,728	661
		Subsidiary Jails ...	...	...	...	...	...	8	1	901	41	4,110	285	8	...	5	...	45	8	4,242	246	
		Total ...	...	...	105	...	14	...	267	39	6,108	158	13,826	949	27	1	71	4	96	21	17,970	897
Total, 1898.		Prisons ...	...	...	100	...	23	...	252	7	5,013	116	8,256	566	6	...	42	1	47	18	12,176	568
		Subsidiary Jails ...	...	...	...	...	1	...	18	5	771	32	3,040	253	8	1	...	32	8	3,281	232	
		Total ...	...	...	101	...	24	...	270	12	5,784	148	11,296	819	14	1	42	1	80	21	15,457	800

Males. Females.  
 Parsis ... 32 4  
 Jews ... 38 3  
 Total ... 71 7

JUDICIAL—(FOR CONVICTS ONLY).

into the Jails and Subsidiary Jails of Bombay during the year 1899.

		5										6													7			8
		EDUCATION OF CONVICTS.										PREVIOUS OCCUPATION.																
		A.		B.		C.		MALES.							FEMALES.						Total.							
		Able to read and write.		Able to read only.		Illiterate.		A.	B.	C.	D.	E.	F.	G.	H.	I.	J.	K.										
								Persons employed under Government or Municipal or other local authorities.	Professional persons.	Persons in service or performing personal offices.	Persons engaged in agriculture and with animals.	Persons engaged in commerce and trade.	Persons engaged in mechanical arts, manufacturing and engineering operations, &c.	Miscellaneous persons not classed otherwise.	Married.	Unmarried.	Widow.	Prostitutes.										
M.	F.	M.	F.	M.	F.	M.	F.	M.	F.	M.	F.	M.	F.	M.	F.	M.	F.	M.	F.	Total.	M.	F.	Total.	Serial Number.				
360	78	22	3	543	...	...	...	2,516	302	35	174	2,151	158	88	33	419	181	21	74	26	3,058	302	3,360	1				
6	...	...	...	103	...	...	...	1	...	68	...	13	...	16	6	1	...	...	...	...	104	...	104	2				
15	...	1	...	45	...	...	...	90	...	4	...	93	12	13	12	1	...	...	...	...	135	...	135	...				
114	18	5	1	177	1	...	...	1,109	145	143	22	82	717	133	104	85	75	5	62	4	1,286	140	1,422	3				
92	12	4	..	21	...	9	...	1,232	49	15	27	16	1,170	17	...	17	41	3	5	...	1,262	49	1,311	4				
...	...	...	...	...	...	...	...	1	...	...	...	1	...	...	...	...	...	...	...	...	1	...	1	5				
66	12	1	...	46	1	...	...	642	45	17	...	239	296	44	56	36	27	2	14	3	683	46	734	6				
90	7	5	...	81	...	1	...	913	31	25	51	13	535	214	136	21	15	2	13	1	995	31	1,026	7				
29	8	1	...	23	1	...	...	213	12	6	27	65	98	15	22	3	12	1	...	...	236	13	249	8				
27	1	2	...	18	...	22	...	106	14	2	8	2	70	40	18	6	10	...	4	...	146	14	160	9				
194	8	19	...	136	1	...	...	1,052	57	32	6	67	920	53	35	75	86	1	21	...	1,168	58	1,246	10				
219	10	15	1	70	1	3	...	2,517	110	40	1	36	625	31	1,776	81	78	2	81	...	2,690	111	2,701	11				
20	...	...	...	15	...	...	...	131	5	25	...	17	90	...	7	7	5	...	...	...	146	5	151	12				
66	...	2	...	79	...	7	...	647	11	26	...	111	365	24	29	178	10	...	...	1	733	11	744	13				
61	...	4	...	51	...	...	...	1,377	16	43	26	53	1,167	17	41	86	12	...	3	...	1,428	15	1,443	14				
147	1	15	...	57	...	1	...	1,239	18	19	2	126	981	18	27	124	14	...	4	...	1,297	18	1,315	15				
...	...	...	...	...	...	...	...	...	...	...	...	...	...	...	...	...	...	...	...	...	...	...	...	...	16			
4	...	...	...	20	...	...	...	72	5	1	...	18	22	47	3	1	5	...	...	...	92	5	97	17				
1,510	155	96	5	1,485	5	43	...	13,657	819	501	344	3,108	7,216	770	2,305	1,141	521	37	231	85	15,385	824	16,209	...				
699	73	46	...	315	...	43	...	4,674	327	102	133	482	2,501	118	397	1,299	200	10	108	9	5,032	327	5,359	...				
2,209	228	142	5	1,800	5	86	...	18,531	1,146	603	477	3,590	9,717	888	2,702	2,440	721	47	339	44	20,417	1,151	21,568	...				
1,368	106	101	3	1,564	4	89	...	12,039	686	538	305	3,317	6,226	775	1,203	1,329	416	23	225	26	13,692	690	14,382	...				
496	47	29	4	338	2	13	2	3,488	287	106	86	360	2,169	149	156	819	184	6	88	13	3,839	291	4,130	...				
1,864	153	130	7	1,902	6	102	2	15,527	973	644	391	3,677	8,395	913	1,359	2,147	600	29	313	39	17,531	981	18,512	...				

STATEMENT No. III.—JUDICIAL—(FOR CONVICTS ONLY).

Showing the Convicts admitted into the Prisons and Subsidiary Jails of Bombay during the year 1899, and those remaining on the 31st December of that year, according to the nature and length of sentences.

Serial Number.	Jails.	8	4																								5			6.				
			NUMBERS ACCORDING TO LENGTH OF SENTENCES.																								Total.							
			A.		B.		C.		D.		E.		F.		G.		H.		I.				J.		Total.									
			Not exceeding 1 month.		Above 1 and not exceeding 3 months.		Above 3 months and not exceeding 6 months.		Above 6 months and not exceeding 1 year.		Above 1 year and not exceeding 2 years.		Above 2 years and not exceeding 5 years.		Above 5 years and not exceeding 10 years.		Exceeding 10 years.		Sentenced to transportation beyond seas.				Sentenced to death.		Total.									
M.		F.		M.		F.		M.		F.		M.		F.		M.		F.		M.		F.		M.		F.		M.		F.		Total.		
For life.		For a term.																																
1	Common Prison	A.	108	12	8	1	7	3	8	3	11	7	...	...	...	...	...	...	...	...	...	...	...	...	...	...	...	...	...	...	...	...		
		B.	2,946	269	455	17	285	7	116	...	...	...	...	...	...	...	...	...	...	...	...	...	...	...	...	...	...	...	...	...	...	...	...	
		C.	...	...	...	...	...	...	...	...	...	...	...	...	...	...	...	...	...	...	...	...	...	...	...	...	...	...	...	...	...	...	...	
		D.	...	...	...	...	...	...	...	...	...	...	...	...	...	...	...	...	...	...	...	...	...	...	...	...	...	...	...	...	...	...	...	
2	House of Correction—	A.	...	...	...	...	...	...	...	...	...	...	...	...	...	...	...	...	...	...	...	...	...	...	...	...	...	...	...	...	...	...		
		B.	12	34	...	1	...	...	...	...	...	...	...	...	...	...	...	...	...	...	...	...	...	...	...	...	...	...	...	...	...	...	...	
		C.	...	...	...	...	...	...	...	...	...	...	...	...	...	...	...	...	...	...	...	...	...	...	...	...	...	...	...	...	...	...	...	...
		D.	...	...	...	...	...	...	...	...	...	...	...	...	...	...	...	...	...	...	...	...	...	...	...	...	...	...	...	...	...	...	...	...
3	Kerowda	A.	47	13	10	17	324	1	4	...	...	...	...	...	...	...	...	...	...	...	...	...	...	...	...	...	...	...	...	...	...	...		
		B.	264	70	132	17	26	233	10	66	3	116	3	38	...	...	...	...	...	...	...	...	...	...	...	...	...	...	...	...	...	...	...	
		C.	...	...	...	...	...	...	...	...	...	...	...	...	...	...	...	...	...	...	...	...	...	...	...	...	...	...	...	...	...	...	...	...
		D.	...	...	...	...	...	...	...	...	...	...	...	...	...	...	...	...	...	...	...	...	...	...	...	...	...	...	...	...	...	...	...	...
4	Dhulia	A.	39	...	9	1	...	1	...	...	...	...	...	...	...	...	...	...	...	...	...	...	...	...	...	...	...	...	...	...	...	...		
		B.	279	17	313	19	209	6	246	1	63	...	...	...	...	...	...	...	...	...	...	...	...	...	...	...	...	...	...	...	...	...	...	
		C.	...	...	...	...	...	...	...	...	...	...	...	...	...	...	...	...	...	...	...	...	...	...	...	...	...	...	...	...	...	...	...	...
		D.	...	...	...	...	...	...	...	...	...	...	...	...	...	...	...	...	...	...	...	...	...	...	...	...	...	...	...	...	...	...	...	...
5	Deccan Gang	A.	...	...	...	...	...	...	...	...	...	...	...	...	...	...	...	...	...	...	...	...	...	...	...	...	...	...	...	...	...	...		
		B.	...	...	...	...	...	...	...	...	...	...	...	...	...	...	...	...	...	...	...	...	...	...	...	...	...	...	...	...	...	...	...	
		C.	...	...	...	...	...	...	...	...	...	...	...	...	...	...	...	...	...	...	...	...	...	...	...	...	...	...	...	...	...	...	...	...
		D.	...	...	...	...	...	...	...	...	...	...	...	...	...	...	...	...	...	...	...	...	...	...	...	...	...	...	...	...	...	...	...	...
6	Bijapur	A.	6	6	4	...	3	2	7	...	...	...	...	...	...	...	...	...	...	...	...	...	...	...	...	...	...	...	...	...	...	...		
		B.	116	12	110	2	240	8	117	10	28	2	9	...	...	...	...	...	...	...	...	...	...	...	...	...	...	...	...	...	...	...	...	
		C.	...	...	...	...	...	...	...	...	...	...	...	...	...	...	...	...	...	...	...	...	...	...	...	...	...	...	...	...	...	...	...	...
		D.	...	...	...	...	...	...	...	...	...	...	...	...	...	...	...	...	...	...	...	...	...	...	...	...	...	...	...	...	...	...	...	...
7	Dhárwar	A.	6	3	2	1	2	1	6	1	...	...	...	...	...	...	...	...	...	...	...	...	...	...	...	...	...	...	...	...	...	...		
		B.	111	8	97	6	219	3	334	1	89	2	115	2	22	...	...	...	...	...	...	...	...	...	...	...	...	...	...	...	...	...	...	
		C.	...	...	...	...	...	...	...	...	...	...	...	...	...	...	...	...	...	...	...	...	...	...	...	...	...	...	...	...	...	...	...	...
		D.	...	...	...	...	...	...	...	...	...	...	...	...	...	...	...	...	...	...	...	...	...	...	...	...	...	...	...	...	...	...	...	...

A.—Prisoners sentenced to simple imprisonment.  
 B.—Prisoners sentenced to rigorous imprisonment.  
 C.—Prisoners sentenced to rigorous imprisonment with solitary confinement.  
 D.—Prisoners sentenced to rigorous imprisonment with whipping.

STATEMENT No. III.—JUDICIAL—(FOR CONVICTS ONLY)—continued.

Serial Number.	Jails.	Nature of imprisonment of those admitted, as explained at foot.	NUMBERS ACCORDING TO LENGTH OF SENTENCES.																								Total.			Serial Number.
			A.		B.		C.		D.		E.		F.		G.		H.		I.		J.									
			Not exceeding 1 month.		Above 1 and not exceeding 3 months.		Above 3 months and not exceeding 6 months.		Above 6 months and not exceeding 1 year.		Above 1 year and not exceeding 3 years.		Above 3 years and not exceeding 5 years.		Above 5 years and not exceeding 10 years.		Exceeding 10 years.		Sentenced to transportation beyond seas.		Sentenced to death.		M.	F.	Total.					
			M.	F.	M.	F.	M.	F.	M.	F.	M.	F.	M.	F.	M.	F.	M.	F.	M.	F.	M.	F.				M.	F.	M.	F.	
																					a.		b.							
																		For life.		For a term.										
8	Karwar	A. B. C. D.	12	1	...	1	1	...	...	...	...	...	...	...	...	...	...	...	...	...	...	...	...	...	13	2	15			
			57	8	...	45	3	...	49	...	8	...	2	...	37	...	21	...	...	...	...	...	...	...	222	11	233			
			...	...	...	1	...	...	...	...	...	...	...	...	...	...	...	...	...	...	...	...	...	...	...	...	...	1		
	Total of Admissions...		69	9	46	4	50	...	8	...	2	...	37	...	21	...	...	...	2	...	1	...	236	13	249					
	Total remaining on the 31st December 1899		...	...	...	13	1	21	...	0	...	36	...	123	...	90	...	...	...	1	...	2	...	294	1	295				
9	Ratnagiri	A. B. C. D.	8	1	2	...	...	...	1	1	...	...	...	...	...	...	...	...	...	...	...	...	...	...	11	2	13			
			40	5	37	2	29	2	12	1	7	...	6	1	...	...	...	...	...	...	...	...	...	...	153	12	165			
			...	...	1	...	1	...	...	...	...	...	...	...	...	...	...	...	...	...	...	...	...	...	...	2	...	2		
	Total of Admissions...		48	6	40	2	30	2	13	2	7	...	6	1	...	...	...	2	1	...	...	...	146	14	160					
	Total remaining on the 31st December 1899		2	...	11	...	19	1	10	2	53	1	111	1	26	...	1	1	6	...	...	...	240	0	240					
10	Thana	A. B. C. D.	19	5	5	3	1	...	1	...	...	...	...	...	...	...	...	...	...	...	...	...	...	26	8	34				
			427	22	196	11	183	7	206	4	45	1	67	3	22	...	4	...	0	2	...	0	...	1,155	50	1,205				
			...	...	...	...	1	...	2	...	2	...	...	...	...	...	...	...	...	...	...	...	...	...	...	3	...	3		
	Total of Admissions...		448	27	201	14	186	7	212	4	45	1	67	3	22	...	4	9	2	...	0	...	1,188	59	1,247					
	Total remaining on the 31st December 1899		21	2	41	4	85	8	150	2	84	3	86	10	70	7	22	2	30	11	13	1	1	...	918	50	968			
11	Ahmedabad	A. B. C. D.	15	5	3	...	4	1	4	...	...	...	...	...	...	...	...	...	...	...	...	...	...	26	6	32				
			756	58	533	13	629	18	337	11	136	2	94	3	33	...	2	...	20	...	7	...	3	...	2,658	105	2,763			
			...	...	1	...	2	...	2	...	...	...	...	...	...	...	...	...	...	...	...	...	...	...	...	5	...	5		
	Total of Admissions...		770	63	537	13	635	19	343	11	137	2	94	3	33	...	2	20	...	7	...	3	...	2,690	111	2,801				
	Total remaining on the 31st December 1899		83	5	101	7	338	4	272	9	176	5	254	6	171	9	10	...	50	2	21	1	...	1,545	42	1,587				
12	Rajkot	A. B. C. D.	2	1	1	...	25	...	...	...	...	...	...	...	...	...	...	...	...	...	...	...	...	3	3	6				
			21	...	25	...	...	...	...	...	...	...	...	...	...	...	...	...	...	...	...	...	...	...	132	2	134			
			...	...	...	...	1	...	...	...	...	...	...	...	...	...	...	...	...	...	...	...	...	...	...	...	...	1		
	Total of Admissions...		27	2	26	1	25	1	26	...	14	...	17	...	8	...	...	5	1	...	2	...	141	4	145					
	Total remaining on the 31st December 1899		3	...	10	...	25	...	19	...	26	...	29	3	25	...	...	5	1	...	...	...	141	4	145					
13	Karachi	A. B. C. D.	21	1	1	2	2	...	...	...	...	...	...	...	...	...	...	...	...	...	...	...	...	24	3	27				
			145	4	168	3	144	1	166	...	...	...	...	...	...	...	...	...	...	...	...	...	...	...	604	8	702			
			...	...	2	...	1	...	1	...	...	...	3	...	1	...	...	...	...	...	...	...	...	...	7	...	7			
	Total of Admissions...		168	5	161	5	147	1	168	...	49	...	21	...	13	...	...	5	...	...	3	...	733	11	744					
	Total remaining on the 31st December 1899		2	1	14	2	58	...	80	...	35	...	77	...	62	...	...	5	0	...	3	...	348	3	351					
14	Hyderabad	A. B. C. D.	9	...	1	...	5	...	...	...	...	...	...	...	...	...	...	...	...	...	...	...	...	15	...	15				
			164	6	169	3	412	1	410	...	...	...	...	...	...	...	...	...	...	...	...	...	...	...	1,393	16	1,409			
			...	...	...	...	6	...	6	...	...	...	...	...	...	...	...	...	...	...	...	...	...	...	...	16	...	16		
	Total of Admissions...		173	6	200	3	418	1	417	...	116	2	46	1	30	1	...	17	1	...	9	...	1,428	15	1,443					
	Total remaining on the 31st December 1899		10	...	39	1	148	2	223	2	77	1	191	...	182	...	40	...	20	1	40	...	967	7	974					
15	Shikarpur	A. B. C. D.	28	...	...	...	3	...	1	5	...	...	...	...	...	...	...	...	...	...	...	...	...	45	6	51				
			218	0	188	3	258	2	398	1	80	1	40	...	24	...	...	...	...	...	...	...	...	...	1,224	12	1,236			
			...	...	...	...	...	...	...	...	...	...	...	...	...	...	...	...	...	...	...	...	...	...	...	20	...	20		
	Total of Admissions...		246	8	195	5	255	3	394	1	87	1	68	...	27	...	...	15	...	1	...	9	...	1,297	18	1,315				
	Total remaining on the 31st December 1899		7	...	37	...	103	2	172	...	84	1	75	...	57	...	6	...	6	...	5	...	856	3	859					

A.—Prisoners sentenced to simple imprisonment.  
 B.—Prisoners sentenced to rigorous imprisonment.  
 C.—Prisoners sentenced to rigorous imprisonment with solitary confinement.  
 D.—Prisoners sentenced to rigorous imprisonment with whipping.

STATEMENT No. III.—JUDICIAL—(FOR CONVICTS ONLY)—concluded.

Serial Number.	Jails.	Nature of Imprisonment of those admitted, as explained at foot.	NUMBERS ACCORDING TO LENGTH OF SENTENCES.																				Total.	Serial Number.	
			A.		B.		C.		D.		E.		F.		G.		H.		I.		J.				
			Not exceeding 1 month.		Above 1 and not exceeding 3 months.		Above 3 months and not exceeding 6 months.		Above 6 months and not exceeding 1 year.		Above 1 year and not exceeding 2 years.		Above 2 years and not exceeding 5 years.		Above 5 years and not exceeding 10 years.		Exceeding 10 years.		Sentenced to transportation beyond seas.		Sentenced to death.				
			M.	F.	M.	F.	M.	F.	M.	F.	M.	F.	M.	F.	M.	F.	M.	F.	M.	F.	M.	F.			M.
16	Sind—contd.	A. C. P. D.	...	...	...	...	...	...	...	...	...	...	...	...	...	...	...	...	...	...	...	...	...	...	
			Total Admissions...	...	...	...	...	...	...	...	...	...	...	...	...	...	...	...	...	...	...	...	...	...	...
			Total remaining on the 31st December 1899.	...	...	...	...	...	...	...	...	...	...	...	...	...	...	...	...	...	...	...	...	...	...
			...	...	...	...	...	...	...	...	...	...	...	...	...	...	...	...	...	...	...	...	...	...	...
17	Adon.	A. E. C. D.	...	...	...	...	...	...	...	...	...	...	...	...	...	...	...	...	...	...	...	...	...	...	
			Total Admissions...	...	...	...	...	...	...	...	...	...	...	...	...	...	...	...	...	...	...	...	...	...	...
			Total remaining on the 31st December 1899.	...	...	...	...	...	...	...	...	...	...	...	...	...	...	...	...	...	...	...	...	...	...
			...	...	...	...	...	...	...	...	...	...	...	...	...	...	...	...	...	...	...	...	...	...	...
1899	Total for Central and District Prisons.	A. E. C. D.	...	...	...	...	...	...	...	...	...	...	...	...	...	...	...	...	...	...	...	...	...	...	
			Total Admissions...	...	...	...	...	...	...	...	...	...	...	...	...	...	...	...	...	...	...	...	...	...	...
			Total remaining on the 31st December 1899.	...	...	...	...	...	...	...	...	...	...	...	...	...	...	...	...	...	...	...	...	...	...
			...	...	...	...	...	...	...	...	...	...	...	...	...	...	...	...	...	...	...	...	...	...	...
1899	Grand Total	A. E. C. D.	...	...	...	...	...	...	...	...	...	...	...	...	...	...	...	...	...	...	...	...	...	...	
			Total Admissions...	...	...	...	...	...	...	...	...	...	...	...	...	...	...	...	...	...	...	...	...	...	...
			Total remaining on the 31st December 1899.	...	...	...	...	...	...	...	...	...	...	...	...	...	...	...	...	...	...	...	...	...	...
			...	...	...	...	...	...	...	...	...	...	...	...	...	...	...	...	...	...	...	...	...	...	...
1898	Total for Central and District Prisons.	A. E. C. D.	...	...	...	...	...	...	...	...	...	...	...	...	...	...	...	...	...	...	...	...	...	...	
			Total Admissions...	...	...	...	...	...	...	...	...	...	...	...	...	...	...	...	...	...	...	...	...	...	...
			Total remaining on the 31st December 1898.	...	...	...	...	...	...	...	...	...	...	...	...	...	...	...	...	...	...	...	...	...	...
			...	...	...	...	...	...	...	...	...	...	...	...	...	...	...	...	...	...	...	...	...	...	...
1898	Grand Total	A. E. C. D.	...	...	...	...	...	...	...	...	...	...	...	...	...	...	...	...	...	...	...	...	...	...	
			Total Admissions...	...	...	...	...	...	...	...	...	...	...	...	...	...	...	...	...	...	...	...	...	...	...
			Total remaining on the 31st December 1898.	...	...	...	...	...	...	...	...	...	...	...	...	...	...	...	...	...	...	...	...	...	...
			...	...	...	...	...	...	...	...	...	...	...	...	...	...	...	...	...	...	...	...	...	...	...

A.—Prisoners sentenced to simple imprisonment.  
 B.—Prisoners sentenced to rigorous imprisonment.  
 C.—Prisoners sentenced to rigorous imprisonment with solitary confinement.  
 D.—Prisoners sentenced to rigorous imprisonment with whipping.



STATEMENT No. IV.—JUDICIAL—(FOR CONVICTS ONLY).

Showing the Convicts admitted into the Jails and subsidiary Jails during the year 1899 who had been previously convicted.

11-811 B

1 Serial Number.	2 Jails.	3 Number admitted during the year.			4 NUMBERS PREVIOUSLY CONVICTED.									5 Ratio per cent. of column 4 D to column 3.			6 YOUTHFUL OFFENDERS UNDER 15 YEARS OF AGE (REFORMATORY SCHOOLS ACT 1897).						7 Serial Number.		
					A:		B.		C.		D.						A.			B.					
		Once.		Twice.		More than twice.		Total.			Number admitted during the year.			Number previously convicted.											
		M.	F.	Total.	M.	F.	M.	F.	M.	F.	Total.	M.	F.	Total.	M.	F.	Total.	M.	F.	Total.					
1 2 3 4 5 6 7 8 9 10 11 12 13 14 15 16 17	Bombay ...	Common Prison ...	3,058	302	3,360	84	8	161	1	224	1	769	10	779	25.1	3.3	23.2	1	...	1	...	...	...	1	
		House of Correction ...	104	...	104	13	...	3	...	5	...	21	...	21	...	20.2	...	20.2	...	...	...	...	...	...	...
		reception ...	186	...	136	18	...	17	...	84	...	119	...	119	...	88.1	...	88.1	...	...	...	...	...	...	...
8 9 10	Deccan ...	Yerrowda ...	1,286	146	1,432	105	3	35	1	21	1	161	5	166	12.6	3.4	11.6	9	3	12	1	...	1	...	3
		Dhulia ...	1,262	49	1,311	93	1	28	...	26	...	147	1	148	11.6	2.0	11.3	6	1	7	...	...	...	...	...
4		Deccan Gang...	1	...	1	...	...	...	...	...	...	...	...	...	...	...	...	...	...	...	...	...	...	...	...
6 7	Southern Maratha Country.	Bijapur ...	666	46	712	65	1	13	...	15	...	93	1	94	13.5	2.2	12.3	2	3	5	...	1	...	1	...
		Dharnar ...	995	31	1,026	47	...	19	...	5	...	71	...	71	7.1	...	6.9	5	1	6	...	...	...	...	...
8 9 10	Konkan ...	Karwar ...	236	13	249	13	...	11	...	15	...	44	...	44	18.6	...	17.7	1	1	2	...	...	...	...	8
		Ratanigiri ...	146	14	160	18	1	4	1	7	...	24	2	26	16.4	14.3	16.2	...	1	1	...	...	...	...	9
10		Thana... ..	1,188	58	1,246	68	1	30	...	27	...	125	1	126	10.5	1.7	10.1	3	3	6	...	1	...	1	10
11 12	Gujarat ...	Ahmedabad ...	2,690	111	2,701	179	2	48	1	42	...	269	3	272	10.4	2.7	10.1	17	...	17	2	...	2	...	2
		Rajkot ...	146	5	151	10	...	2	...	...	...	12	...	12	8.2	...	7.9	2	...	2	...	...	...	...	12
13 14 15 16	Sind ...	Karachi ...	783	11	794	48	...	30	...	24	...	102	...	102	73.9	...	13.7	1	...	1	...	...	...	...	13
		Hyderabad ...	1,428	15	1,443	250	...	21	...	12	...	283	...	283	19.8	...	19.6	...	...	...	...	...	...	...	14
		Shikarpur ...	1,297	19	1,315	262	...	22	...	22	...	306	...	306	23.6	...	23.3	3	...	3	...	...	...	...	15
		Sind Gang ...	...	...	...	...	...	...	...	...	...	...	...	...	...	...	...	...	...	...	...	...	...	...	...
17	Aden ...	Aden ...	93	5	97	10	...	5	...	2	...	17	...	17	18.5	...	17.5	1	...	1	...	...	...	17	
Total, 1899	Prisons ...	Prisons ...	15,385	824	16,209	1,683	17	449	4	531	2	2,563	23	2,586	16.7	2.3	16.0	41	13	64	3	2	...	5	
		Subsidiary Jails ...	5,032	327	5,359	209	6	50	1	12	1	271	8	279	6.4	2.4	6.2	55	8	58	...	...	...	...	...
	Total ...	Total ...	20,417	1,151	21,568	1,792	23	499	5	543	3	2,834	31	2,865	13.9	2.7	13.3	96	21	117	3	2	...	5	
Total, 1898	Prisons ...	Prisons ...	13,692	690	14,382	1,467	24	418	9	539	6	2,424	39	2,463	17.7	5.7	17.1	47	13	60	7	2	...	9	
		Subsidiary Jails ...	3,839	291	4,130	201	9	36	...	16	...	253	9	262	6.6	3.1	6.3	33	8	41	1	...	...	1	
	Total ...	Total ...	17,531	981	18,512	1,668	33	454	9	555	6	2,677	48	2,725	15.3	4.9	14.7	80	21	101	8	2	...	10	

## STATEMENT NO. V.—JUDICIAL—(FOR CONVICTS ONLY).

Showing the Escapes and Re-captures of Convicts in the Prisons and Subsidiary Jails of Bombay during the year 1899.

Serial Number.	Jails.	Remaining uncaptured on the 31st December 1898 of those who escaped during the previous ten years.	ESCAPED DURING THE YEAR.			RE-CAPTURED DURING THE YEAR.			REMAINED UNCAPTURED.			UNEXPIRED PORTION OF SENTENCE OF THOSE WHO ESCAPED DURING THE YEAR.			Serial Number.	
			A.	B.	C.	A.	B.	C.	A.	B.	C.	A.	B.	C.		
			From inside the Jail.	From outside the Jail.	Total.	Of those who escaped in previous ten years.	Of those who escaped during the year.	Total.	Of previous years.	Of the year.	Total.	Under one year.	Above one and under seven years.	Above seven years.		
1	Bombay ...	Common Prison...	...	...	...	...	...	...	...	...	...	...	...	...	1	
2		House of Correction { Europeans... Natives ...	...	...	...	...	...	...	...	...	...	...	...	...	2	
3	Deccan ...	Yerowda ...	2	...	...	...	...	2	...	2	...	...	...	3		
4		Dhulia ...	2	...	...	1	...	1	1	...	1	...	...	4		
5		Deccan Gang ...	2	2	...	2	1	1	2	1	1	2	2	...	5	
6	Southern Maratha Country.	Bijapur ...	3	...	...	...	...	3	...	3	...	...	...	6		
7		Dhárwár... ..	1	...	2	2	...	...	1	2	3	2	...	7		
8	Konkan ...	Kárwár ...	1	...	...	...	...	1	...	1	...	...	...	8		
9		Batnágiri ...	...	...	...	...	...	...	...	...	...	...	...	9		
10		Thána ...	6	...	1	1	...	1	1	6	...	6	1	...	10	
11	Gujarát ...	Ahmedabad ...	5	...	...	...	...	5	...	5	...	...	...	11		
12		Rajkot ...	...	...	...	...	...	...	...	...	...	...	...	...	12	
13	Sind ...	Karachi ...	2	...	...	...	...	2	...	2	...	...	...	13		
14		Hyderabad ...	8	...	1	1	...	1	1	8	...	8	1	...	14	
15		Shikarpur ...	18	...	8	3	1	3	4	12	...	12	2	1	...	15
16		Sind Gang ...	3	...	2	2	...	2	2	3	...	3	1	1	...	16
17	Aden ...	Aden ...	2	...	...	...	...	2	...	2	...	2	...	...	17	
Total, 1899.		Prisons...	50	2	9	11	3	8	11	47	3	50	9	2	...	
		Subsidiary Jails...	12	...	2	2	...	1	1	12	1	13	2	...	...	
Total ...			62	2	11	13	3	9	12	59	4	63	11	2	...	
Total, 1898.		Prisons ...	52	8	10	13	5	6	11	47	7	54	8	5	...	
		Subsidiary Jails ...	9	1	4	5	...	2	2	9	3	12	5	...	...	
Total ...			61	4	14	18	5	8	18	56	10	66	13	5	...	

---

STATEMENT No. VI.

---

STATEMENT No. VI.—JUDICIAL

Showing the Offences committed by the Convicts and the Punishments inflicted on them

1 Serial Number.	2 Jails.	3 Daily average population.		4 Offences dealt with by Criminal Courts.																				6 By Criminal Courts.							
		5 Offences dealt with by Superintendents.																				a	b								
		a Relating to work.				b Relating to prohibited articles.				c Relating to assaults, mutiny and escapes.				d All other breaches of jail rules.				e Total.													
		Death with by Minor punishments.		Death with by Major punishments.		Death with by Minor punishments.		Death with by Major punishments.		Death with by Minor punishments.		Death with by Major punishments.		Death with by Minor punishments.		Death with by Major punishments.		Death with by Minor punishments.		Death with by Major punishments.											
		M.	F.	M.	F.	M.	F.	M.	F.	M.	F.	M.	F.	M.	F.	M.	F.	M.	F.	M.	F.	M.	F.	M.	F.	M.	F.	M.	F.		
1 2 3	Bombay. { Common Prison House of (Europeans, Correction. (Natives	326	19	...	...	98	2	1	...	120	1	1	...	5	1	4	...	124	7	8	...	358	11	14	...	103	3	68	...		
		12	...	...	...	26	...	2	...	1	...	1	...	2	...	...	...	37	...	9	...	66	...	12	...	34	...	14	...		
		279	...	...	...	58	...	6	...	125	...	15	...	17	...	5	...	172	...	35	...	372	...	61	...	78	...	20	...		
4 5	Deccan. { Yerrowda Dhulia	1,857	22	...	...	1,439	1	629	...	231	1	69	1	13	...	32	...	614	26	298	2	2,487	27	1,018	3	...	487	4	344	12	
		331	12	...	...	131	1	14	...	13	1	11	...	...	...	5	...	32	...	23	...	178	2	52	...	113	...	3	...		
6 7	Deccan Gang Southern Marathi County, { Bijapur Dharwar	398	...	3	...	71	...	5	...	18	...	1	...	1	...	2	...	44	...	4	...	134	...	12	...	3	...	73	...		
		328	31	2	...	80	1	18	...	27	4	16	...	7	...	24	1	75	1	20	4	189	6	73	5	2	...	27	...	46	2
8 9	Karnata. { Karwar Bansgiri	437	15	...	...	35	...	1	...	8	...	5	...	4	...	3	...	43	...	6	4	90	...	15	4	...	44	...	...	...	
		136	1	...	...	14	...	...	...	19	...	1	...	...	...	...	...	40	...	6	...	73	...	7	...	...	30	...	22	...	
10 11	Karnata. { Thana Ahmedabad	398	...	3	...	71	...	5	...	18	...	1	...	1	...	2	...	44	...	4	...	134	...	12	...	3	...	73	...		
		787	40	1	...	139	2	4	...	79	...	2	...	1	1	3	...	211	11	22	6	430	14	31	6	1	...	152	8	13	...
12 13	Gujarat. { Rajkot Kardchi	1,180	36	...	...	185	11	19	...	564	...	62	...	5	12	13	1	168	11	39	1	802	34	132	2	...	25	8	23	...	
		164	4	...	...	2	...	1	...	...	...	...	...	...	...	...	...	3	...	1	...	5	...	2	...	...	1	...	4	...	
14 15	Sind. { Hyderabad Shikarpur	322	3	...	...	42	...	14	...	16	...	27	...	3	...	30	...	47	...	22	...	110	...	93	...	...	2	...	4	...	
		994	8	1	...	335	...	80	...	59	...	18	...	19	1	15	...	357	1	112	...	769	2	225	...	1	...	95	...	125	1
16 17	Sind Gang Aden	464	4	4	...	436	...	31	...	71	...	11	...	12	...	6	...	98	2	37	1	617	2	85	1	4	...	224	...	17	...
		409	...	1	...	73	...	15	...	28	...	7	...	15	...	11	...	117	...	13	...	233	...	46	...	1	...	6	...	...	...
17	Aden. { Prisons Subsidiary Jails	29	...	...	...	5	...	1	...	20	...	...	...	6	...	2	...	6	...	...	...	37	...	3	...	...	8	...	...	...	
		8,305	102	12	...	3,175	18	841	...	1,301	7	239	1	110	15	159	2	2,390	69	678	18	6,070	99	1,915	21	12	...	1,438	23	783	16
18	Total	533	26	6	...	5	...	...	...	24	1	2	...	...	...	...	19	1	1	...	46	2	3	...	6	...	14	2	1	...	
		8,928	217	18	...	3,180	18	841	...	1,322	8	241	1	110	6	160	2	2,499	60	677	18	7,024	101	1,918	21	18	...	1,452	25	784	16
19	Total	7,942	186	39	...	4,189	26	1,292	1	1,515	2	296	2	67	3	123	1	2,608	70	613	15	8,279	101	2,323	19	30	...	1,728	13	977	40
		424	23	2	...	13	2	2	...	8	...	2	...	5	...	1	...	24	6	4	...	50	8	9	...	2	...	14	8	6	...
20	Total	8,366	209	41	...	4,202	28	1,294	1	1,523	2	297	2	72	3	124	1	2,532	76	617	15	8,329	109	2,332	19	41	...	1,742	21	983	40

—(FOR CONVICTS ONLY).

in the Jails and Subsidiary Jails of Bombay during the year 1890.

7		8										9		10		11		12		13		14							
Punishments inflicted.																													
By Superintendents.																													
Minor.										Major.																			
c	d	e	f	a	b	c	d	e	f	g	Grand Total Punishments.		Ratio of Column 7 f to Column 3.		Ratio of Column 8 g to Column 3.		Ratio of Column 9 to Column 3.		Ratio of Column 8 d to Column 9.		Serial Number.								
Separate, cellular and solitary confinement.	Hand-cuffing and link fetters.	Other punishments.	Total.	Separate cellular and solitary confinement.	Penal diet with solitary confinement.	Fetters and hand-cuffing behind or to a staple.	Corporal punishment.	Combination of minor punishments.	Other punishments.	Total.	M.	F.	M.	F.	M.	F.	M.	F.	M.	F.									
M.	F.	M.	F.	M.	F.	M.	F.	M.	F.	M.	F.	M.	F.	M.	F.	M.	F.	M.	F.	M.	F.								
31	8	31	...	123	...	356	11	1	...	7	...	1	4	...	1	...	14	...	370	11	109.9	67.0	4.3	...	113.5	67.0	1.1	1	
3	...	14	...	1	...	68	...	1	...	3	...	6	...	2	...	...	...	12	...	78	...	650.0	...	100.0	...	660.0	...	...	2
11	...	60	...	264	...	373	...	12	...	...	...	28	6	8	...	8	...	62	...	436	...	133.7	...	22.2	...	156.0	...	1.4	2
141	1	290	1	1,307	9	2,660	27	115	1	1	...	717	114	15	2	60	...	1,023	3	3,501	39	138.9	123.7	68.0	13.0	103.4	130.4	3.3	3
2	...	1	...	62	2	181	2	6	...	10	...	12	4	13	...	8	...	63	...	234	2	64.7	16.7	10	...	70.7	10.7	1.7	4
...	...	11	...	50	...	134	...	...	...	...	...	8	...	2	...	7	...	13	...	146	...	30.0	...	3.0	...	41.3	...	...	5
14	8	62	...	60	1	160	6	2	...	17	...	84	3	13	5	4	...	73	5	264	11	67.6	28.6	22.3	23.8	50.5	62.4	1.1	6
...	...	85	...	11	...	90	...	4	3	2	...	2	1	1	...	5	1	16	4	105	4	20.6	...	3.4	20.7	24.0	20.7	0.9	7
...	...	...	...	21	...	73	...	...	...	...	...	...	2	4	...	1	...	7	...	90	...	53.7	...	5.1	...	58.6	...	2.5	8
2	...	1	...	11	...	30	1	6	...	14	...	1	2	6	...	5	...	34	...	04	1	22.4	14.3	25.4	...	47.8	14.3	3.1	9
11	...	17	...	237	6	430	14	3	...	6	2	2	6	1	...	13	4	31	6	402	20	50.1	85.0	4.0	15.0	60.2	50.0	1.3	10
48	17	279	...	431	9	806	34	6	1	16	...	76	2	2	...	31	1	132	2	938	36	71.3	94.4	11.7	5.6	83.0	100.0	0.3	11
...	...	...	...	5	...	...	...	...	...	...	...	...	1	1	...	...	...	2	...	7	...	4.8	...	1.0	...	6.7	...	14.3	12
4	...	20	...	81	...	111	...	22	...	5	...	38	5	19	...	6	...	93	...	204	...	34.5	...	28.9	...	63.4	...	2.5	13
10	...	197	...	353	...	780	2	23	...	6	...	154	9	14	...	24	...	239	...	1,010	2	78.5	25.0	23.0	...	101.6	25.0	0.8	14
2	...	6	...	398	2	617	2	...	...	...	...	4	5	41	...	35	1	85	1	708	3	133.0	50.0	18.3	25.0	152.2	75.0	0.7	15
...	...	1	...	282	...	230	...	...	...	...	...	29	10	2	...	5	...	46	...	280	...	58.4	...	11.2	...	69.9	...	3.5	16
...	...	1	...	28	...	37	...	...	...	...	...	2	1	...	...	...	...	3	...	43	...	127.6	...	10.3	...	137.0	...	2.5	17
279	29	1,018	1	3,670	30	7,068	99	201	5	88	2	1,107	174	144	7	218	7	1,825	21	9,623	120	84.4	51.6	22.9	10.9	107.5	62.5	1.0	18
1	...	2	...	30	...	48	2	...	...	...	...	...	...	...	...	...	...	3	...	57	2	9.0	5.0	0.6	...	10.7	8.0	...	19
280	29	1,018	1	3,600	30	7,134	101	201	5	88	2	1,107	174	144	7	216	7	1,924	21	9,680	122	79.9	46.5	21.6	0.7	101.7	58.2	1.0	20
653	14	636	...	4,065	34	8,279	101	322	11	314	9	1,151	180	...	...	406	3	2,323	19	10,641	120	144.2	54.3	29.2	10.2	134.0	64.5	1.2	21
...	...	4	...	26	...	50	8	...	...	1	...	2	3	...	...	3	...	0	...	61	8	11.8	24.8	2.1	...	14.4	34.8	4.9	22
653	14	940	...	4,711	34	8,328	109	321	11	315	6	1,153	183	...	...	409	3	2,332	19	10,702	126	60.6	62.2	27.9	9.1	127.9	61.2	1.2	23

## STATEMENT No. VII—JUDICIAL—(FOR CONVICTS ONLY).

Showing the Employment of Convicts as Prison Officers in the Jails and Subsidiary Jails of Bombay during 1899.

1 Serial Number.	2 Jails.	3 Average number of Convicts.		4 Average number employed as Prison Officers.		5 Ratio per cent. of column 4 to column 3.		6 Total number employed as Prison Officers excluding promotions from lower to a higher grade.		7 Number of reduction or other ministrations.		8 Remarks.	9 Serial Number.
		M.	F.	M.	F.	M.	F.	M.	F.	M.	F.		
1	Bombay	Common Prison ...	326	10	11	...	8.4	...	30	...	218	...	1
		House of Correction.	12	...	...	...	...	...	...	...	...	...	...
			279	...	21	...	7.5	...	26	...	48	...	2
3	Deccan	Yarrowda ...	1,857	22	272	...	14.6	...	287	...	338	...	3
4		Dhulia ...	831	12	27	1	8.2	8.3	50	1	28	1	4
5		Deccan Gang ...	336	...	15	...	4.5	...	25	...	9	...	5
6	Southern Maratha Country.	Bijapur ...	328	21	29	2	8.8	9.5	32	2	19	...	6
7		Dharwar ...	437	15	46	1	10.5	6.7	69	2	5	1	7
8	Konkan	Karwar ...	136	1	23	...	16.9	...	23	...	15	...	8
9		Ratnagiri ...	134	7	12	...	9.0	...	18	...	3	...	9
10		Thana ...	767	40	81	3	10.6	7.5	157	7	110	6	10
11	Gujarat	Ahmedabad ...	1,180	36	51	...	4.5	...	90	...	52	...	11
12		Rajkot ...	104	4	12	1	11.5	25.0	21	...	...	...	12
13	Sind	Karachi ...	322	3	51	...	15.8	...	74	...	60	...	13
14		Hyderabad ...	994	8	122	...	12.3	...	100	...	24	...	14
15		Shikarpur ...	464	4	60	...	12.9	...	55	...	57	...	15
16		Sind Gang ...	409	...	23	...	5.6	...	48	...	42	...	16
17	Aden	Aden ...	29	...	...	...	...	...	...	...	...	...	17
Total, 1899...		Prisons ...	8,395	192	856	8	10.2	4.2	1,103	12	1,026	7	
		Subsidiary Jails ...	533	28	22	...	4.1	...	36	...	5	...	
		Total ...	8,928	217	878	8	9.3	3.7	1,139	12	1,031	7	
Total, 1898...		Prisons ...	7,942	186	807	10	10.2	5.4	1,232	11	1,169	8	
		Subsidiary Jails ...	424	23	13	...	3.1	...	23	...	6	...	
		Total ...	8,366	209	820	10	9.8	4.8	1,255	11	1,175	8	

Convict Officers appointed to assist the free wardens in maintaining order and discipline amongst prisoners.

---

STATEMENT No. VIII.

---

## STATEMENT No.

Showing the Scale of Diet in the Prisons and

1	2										
	DIET SCALE OF LABOURING PRISONERS.										
	Wheat, Bājri, Jowāri or Ngli Flour.		Dāl.	Vegetables.	Salt.	Curry stuff.	Cokum or Tamarrind.	Onions.	Oil.	Animal Food.	Fire-wood.
For Natives.	Lbs.	ozs.	Ozs.	Ozs.	Drs.	Drs.	Drs.	Drs.	Drs.	Ozs.	Lbs.
Prisoners on <i>bond-fide</i> hard labour...	1	8	5	8	8	4	4	4	6	4	1
Prisoners on intramural or medium labour.	1	6	4	8	8	4	4	4	6	4	1
Rice.											
Ozs.											
Burmese prisoners ...	20	2	5	8	8	4	4	4	6	4	1

Animal food is issued once a week to Natives and three times a week to Burmese prisoners in lieu of dāl. The issue of oil to Native and Burmese prisoners was increased to 10 and 8 drs., respectively, and that of tamarind reduced to 2 drs. during cold season. 4 drs. Ngapi is allowed daily to Burmese prisoners.

	PUBLIC										
	DECCAN GANG.										
	Wheat or Bājri or Jowāri Flour.		Dāl.	Vegetables.	Salt.	Curry stuff.	Cokum or Tamarrind.	Onions.	Oil.	Animal Food.	Fire-wood.
	Lbs.	ozs.	Ozs.	Ozs.	Drs.	Drs.	Drs.	Drs.	Drs.	Ozs.	Lbs.
Prisoners on <i>bond-fide</i> hard labour ...	1	10	5	8	8	4	4	4	6	4	1
Prisoners on medium labour ...	1	8	4	8	8	4	4	4	6	4	1

	LABOURING PRISONERS.													
	Mutton or Beef.	Bread, 2nd sort.	Milk.	Rice, 2nd sort.	Ghee.	Salt.	Pepper, black.	Sugar.	Vegetables.	Potatoes.	Dāl.	Condiments.	Fire-wood.	Tea.
	Ozs.	Ozs.	Ozs.	Ozs.	Drs.	Drs.	Drs.	Ozs.	Ozs.	Ozs.	Ozs.	Drs.	Lbs.	Drs.
Male prisoners ...	8	16	8	6	8	8	$\frac{1}{2}$	$1\frac{1}{2}$	6	8	4	8	2	8
Female prisoners ...	6	16	8	6	8	8	$\frac{1}{2}$	$1\frac{1}{2}$	6	6	3	8	2	8

Rice and condiments and dāl are issued three times and potatoes four times a week (*vide* Government Resolution, Judicial Department, No. 6083 of 26th August 1899).

On the days on which dāl is issued, the allowance of mutton is reduced to 4 ozs.



VIII.—JUDICIAL.

Jails of the Bombay Presidency during 1899.

3											4	5
DIET SCALE OF NON-LABOURING PRISONERS.											Punishment Diet Scale.	Note of any change effected in diet scale during the year.
Wheat, Bājri, Jowāri or Nāgli Flour.	Dāl.	Vegetables.	Salt.	Curry stuff.	Cokum or Tamarind.	Onions.	Oil.	Animal Food.	Firewood.			
Lbs. ozs.	Ozs.	Ozs.	Drs.	Drs.	Drs.	Drs.	Drs.	Ozs.	Lbs.			
1 4	4	8	8	4	4	4	6	4	1			
...	...	...	...	...	...	...	...	...	...			
...	...	...	...	...	...	...	...	...	...			
WORKS.												
SIND GANG.												
Wheat, Bājri or Jowāri Flour.	Dāl.	Vegetables.	Salt.	Curry Stuff.	Cokum or Tamarind.	Ghee.	Animal Food.	Molasses.	Onions.	Firewood.		
Lbs.ozs	Ozs.	Ozs.	Drs.	Drs.	Drs.	Drs.	Ozs.	Ozs.	Drs.	Lbs.		
2 0	5	8	8	4	4	6	6	3	5	1		
1 8	5	8	8	4	4	6	4	3	5	1	1 lb. bājri or jowāri flour, 6 drs. salt and 1 lb. firewood.	
PRISONERS OF ALL CLASSES.												
		Jowāri, Bājri or Nāgli Flour.	Dāl.	Vegetables.	Salt.	Condiments.	Cokum or Tamarind.	Oil.	Firewood.			
		Lbs.ozs	Ozs.	Ozs.	Drs.	Drs.	Drs.	Drs.	Lbs.			
For Subordinate Jails ...	...	1 4	4	6	8	4	4	6	2			

The following changes were made temporarily in the prescribed diet scales:—

*Common Prison.*—Since September 1899 as a plague precautionary measure no bājri was issued to prisoners. Rice was issued on Sundays, Tuesdays and Fridays; jowāri on Mondays and Thursdays and wheat on other days of the week, i.e. on Wednesdays and Saturdays.

*House of Correction.*—Limo pickle was issued to prisoners from 14th April 1899 to 10th June 1899 on the recommendation of the medical officer.

*Thana.*—The reduced diet scale was in force in this prison up to the end of September 1899 on medical grounds, and the prisoners were given rations at the scale of non-labouring prisoners with the exception of vegetables, salt, curry-stuff, cokum, onions and oil, which were issued as follows:—Vegetables 6 ozs., (potatoes thrice and vegetables four times), salt 6 drs., curry-stuff 3 drs., cokum 1 dr., onions 3 drs. and oil 4 drs.

*Yerwada.*—Convalescents were issued rice daily.

*Shikārpur.*—Prisoners employed on canal clearance were allowed 2 ozs. jowāri and 31 ozs. molasses in addition to the prescribed diet and 4 ozs. curries were issued to each prisoner twice a week in lieu of dāl from 16th May 1899 to 29th August 1899.

STATEMENT No. IX—FINANCIAL.

Showing the Expenditure in guarding and maintaining the Prisoners in the Jails and Subsidiary Jails of Bombay during the year 1899, excluding the cost of building new jails, of additions, alterations, or repairs.

1 Serial Number.	2 Jails.	3 DAILY AVERAGE NUMBER OF PRISONERS.			4 ESTABLISHMENT.				5 DICTING CHARGES.						6 HOSPITAL CHARGES.																			
		Convicts.	Under-trial.	Total.	A. Perma- nent.	B. Tempo- rary.	C. Total cost.	D. Cost per head of average strength.	A. Rations.	B. Miscella- neous diet- ing charges.	C. Garden and agri- cultural expen- ses.	D. Pro- portion of dairy expen- ses.	E. Total Cost.	F. Cost per head of average strength, exclud- ing Civil Prisoners.	A. Sick diet and ex- tras for patients.	B. Extras or special diet for weakly prisoners not in Ho- pital.	C. Medi- cines, Ho- spital bed- ding, cloth- ing, &c.	D. Pro- portion of dairy expen- ses.	E. Total Cost.	F. Cost per head of average strength.	G. Cost per head of average number sick.													
																						Rs.	Rs.	Rs.	Rs. a. p.	Rs.	Rs.	Rs.	Rs.	Rs.	Rs.	Rs.	Rs. a. p.	Rs. a. p.
																						Rs.	Rs.	Rs.	Rs. a. p.	Rs.	Rs.	Rs.	Rs.	Rs.	Rs. a. p.	Rs.	Rs. a. p.	Rs.
1	Bombay City { Common Prison ... ..	843	14	359	12,303	111	12,473	34 11 11	11,704	110	...	11,814	32 14 6	1,341	114	268	...	1,823	4 8 4	245 14 7														
2		{ House of Correction ... ..	291	...	291	10,098	...	19,098	65 10 1	11,189	109	...	11,298	38 13 0	498	98	240	...	846	2 14 6	117 5 0													
3	Deccan Country { Yerowda ... ..	1,879	9	1,888	26,212	1,447	27,659	14 10 6	46,974	524	651	...	48,149	25 8 0	3,995	1,015	400	...	6,019	3 3 0	65 11 4													
4		{ Dhulia ... ..	343	58	401	6,298	81	6,347	15 13 3	11,791	50	187	...	12,028	29 15 11	360	119	165	...	684	1 10 0	34 10 0												
5		{ Deccan Gang ... ..	336	...	336	17,295	...	17,295	51 7 7	16,279	31	...	...	16,310	48 8 8	693	427	360	...	1,490	4 6 6	112 1 11												
6	S.W. Country { Bijapur ... ..	349	27	376	6,016	5	6,021	16 0 2	8,510	100	36	...	8,646	22 15 11	111	13	215	...	342	0 14 7	67 0 11													
7		{ Dhawar ... ..	452	34	486	7,444	...	7,444	15 5 1	9,023	93	159	46	9,321	19 2 10	1,164	255	170	694	2,273	4 10 10	710 5 0												
8	Karn. { Karwar ... ..	137	8	145	3,855	...	3,855	20 12 8	3,359	14	70	...	3,452	32 12 11	63	28	227	...	318	2 3 1	212 0 0													
9		{ Rutnagiri ... ..	141	...	143	4,317	136	4,309	30 11 6	4,498	85	42	...	4,515	31 9 2	271	508	122	...	899	6 4 7	191 4 5												
10		{ Thana ... ..	807	8	815	12,195	...	12,195	14 15 5	31,612	300	102	...	32,020	27 0 4	3,766	3,943	606	...	6,220	7 10 1	170 14 1												
11	Guj. { Ahmedabad ... ..	1,160	68	1,234	15,793	...	15,793	12 11 8	31,517	249	69	...	31,835	25 12 9	1,070	307	1,940	...	3,317	2 11 0	139 5 11													
12		{ Rajkot ... ..	108	10	118	3,623	...	3,623	30 11 3	4,599	10	98	...	4,706	39 14 1	90	8	41	...	139	1 2 10	73 2 6												
13	Sind. { Karachi ... ..	325	15	340	6,597	...	6,597	19 5 0	11,490	47	...	...	11,447	32 10 8	584	164	824	...	1,072	3 2 5	83 12 0													
14		{ Hyderabad ... ..	1,902	63	1,965	16,838	...	16,838	14 14 7	37,120	21	124	...	37,305	25 9 7	632	1,039	679	...	2,310	2 2 9	171 1 9												
15		{ Shikarpur ... ..	438	17	455	7,802	...	7,802	16 10 9	10,849	120	76	...	11,045	22 12 5	468	62	469	...	989	2 0 8	95 14 5												
16		{ Sind Gang ... ..	409	...	409	10,662	...	10,662	48 1 2	20,210	71	19	...	20,301	49 10 2	401	3	304	...	708	1 11 8	99 11 8												
17	Adm. { Adon ... ..	20	...	20	6,685	...	6,685	230 8 3	1,703	6	...	...	1,709	65 14 11	4	...	...	...	4	0 2 3	...													
Total, 1899 ...		8,597	338	8,930	1,90,760	1,780	1,92,540	21 9 4	3,52,246	1,923	1,642	46	3,55,857	32 10 11	14,431	7,666	6,441	684	22,222	8 4 5	118 8 9													
Subsidiary Jails ...		568	349	907	12,583	261	12,849	14 2 8	25,729	149	191	...	26,069	28 11 10	725	168	67	...	940	1 0 7	46 12													
Lock-ups ...		...	1,040	1,049	...	...	...	...	38,588	...	...	...	38,538	...	...	...	...	...	...	...	...													
Total ...		9,145	1,731	10,876	2,03,348	2,041	2,05,389	16 14 2	3,16,513	2,012	1,833	46	3,20,464	32 7 5	15,169	7,824	6,498	684	30,162	2 12 4	111 8 1													
Inspection and General Superintendence ...		...	...	...	23,820	...	23,820	...	...	...	...	...	...	...	...	...	...	...	...	...	...													
GRAND TOTAL ...		9,145	1,731	10,876	2,27,168	2,041	2,29,209	21 1 3	3,16,513	2,072	1,833	46	3,20,464	32 7 5	15,166	7,824	6,498	684	30,162	2 12 4	111 8 1													
Total, 1898 ...		8,198	297	8,395	1,67,414	799	1,68,248	22 8 9	2,71,610	1,627	1,673	55	2,75,074	32 12 3	12,694	8,348	5,637	223	27,102	3 9 8	111 5 7													
Subsidiary Jails ...		447	829	776	11,720	713	12,433	16 0 4	22,438	345	199	...	22,850	29 7 2	385	98	5	...	490	0 10 8	20 14 1													
Lock-ups ...		...	919	919	...	...	...	...	34,224	...	...	...	34,224	37 5 7	...	...	...	...	...	...	...													
Total ...		8,576	1,615	10,090	1,90,164	1,512	2,00,676	19 14 3	2,38,331	1,780	2,072	55	3,33,248	32 14 10	13,289	8,446	5,642	223	27,601	2 11 9	10 6 6													
Inspection and General Superintendence ...		...	...	...	22,762	...	22,762	...	...	...	...	...	...	...	...	...	...	...	...	...	...													
GRAND TOTAL ...		8,576	1,615	10,090	2,21,916	1,512	2,33,438	22 2 4	3,28,331	1,780	2,072	55	3,32,249	32 14 10	13,289	8,446	5,642	223	27,601	2 11 9	10 6 6													

1	2	7		8					9				10								11		
		CLOTHING AND BEDDING OF PRISONERS.		SANITATION CHARGES.					CHARGES FOR MOVING PRISONERS.				CHARGES FOR OTHER MISCELLANEOUS SERVICES AND SUPPLIES.								TRAVELLING ALLOWANCES.		
		A.	B.	A.	B.	C.	D.	E.	A.	B.	C.	D.	A.	B.	C.	D.	E.	F.	G.	H.	A.	B.	
Total cost.	Cost per head of average strength excluding civil prisoners.	Charges for conservancy, cleansing and purifying.	Charges for water-supply.	Extra-ordinary charges.	Total cost.	Cost per head of average strength.	Transfer charges and road subsistence of convicts and under-trial prisoners.	Transportation charges.	Total cost.	Cost per head of average strength.	For lighting.	Disciplinary charges.	Annual expenses for uniform and accoutrements of warders.	Money payments as reward for recaptures and services.	Execution charges.	Other miscellaneous charges.	Total cost.	Cost per head of average strength.	Total cost.	Cost per head of average strength.	Total cost.	Cost per head of average strength.	
Rs.	Rs. a. p.	Rs.	Rs.	Rs.	Rs.	Rs. a. p.	Rs.	Rs.	Rs.	Rs. a. p.	Rs.	Rs.	Rs.	Rs.	Rs.	Rs.	Rs.	Rs.	Rs. a. p.	Rs.	Rs. a. p.		
Social Number.	Jails.	Common Prison	887	3 6 2	2,539	971	303	3,813	10 9 11	68	...	68	0 3 0	1,032	36	270	57	68	176	1,645	4 9 4	18	0 0 10
		House of Correction	507	1 16 2	2,645	1,277	...	3,922	18 7 8	63	...	63	0 2 11	419	11	276	163	...	36	905	3 1 9	90	0 5 5
		Yerrawda	4,046	2 7 4	619	7,372	76	7,967	4 3 6	1,334	444	1,778	0 16 0	894	20	628	1,006	61	790	3,304	1 12 0	35	0 0 4
		Dhulia	1,895	4 11 7	100	56	...	150	0 6 3	102	61	183	0 6 6	113	5	232	65	...	78	496	1 3 10	32	0 1 3
		Deccan Gang	183	0 7 0	98	105	...	173	0 8 3	923	...	923	2 11 11	146	1	460	...	...	60	779	2 6 1	19	0 0 11
		Bijapur	505	1 5 6	20	38	...	68	0 2 6	280	244	504	1 5 5	65	1	29	184	21	64	364	0 15 6	228	0 9 8
		Dhārwār	1,744	3 9 4	78	26	1,077	1,719	2 6 10	447	96	543	1 1 11	276	2	...	96	30	62	498	1 0 0	5	0 0 2
		Kārwār	467	3 8 6	5	...	...	5	0 0 7	65	9	65	0 7 2	65	2	...	12	...	28	107	0 11 10	...	...
		Wānsigiri	604	4 3 7	34	19	...	44	0 4 11	187	62	239	1 10 9	170	16	180	61	6	15	460	3 2 4	6	0 0 8
		Thāna	1,613	1 15 9	103	1,313	1,210	2,526	3 1 9	580	466	1,046	1 4 11	421	90	396	283	101	145	1,439	1 12 2	188	0 2 9
		Ahmedabad	5,109	4 8 0	140	15	4	168	0 2 2	1,155	375	1,630	1 8 10	502	6	492	284	35	62	1,171	0 15 2	35	0 0 6
		Rājkot	427	3 9 11	13	352	...	865	3 1 6	102	...	102	0 13 10	117	3	120	72	...	75	387	3 4 6	5	0 0 8
		Karachi	1,089	3 1 11	92	189	...	272	0 12 10	156	43	199	0 9 4	116	6	...	141	24	66	356	1 0 9	39	0 1 10
		Hyderabad	2,359	2 10 6	104	2	...	106	0 1 7	563	418	971	0 14 7	283	1	...	263	59	161	797	0 11 6	104	0 2 11
		Shikārpur	1,356	2 12 9	144	15	...	159	0 5 3	848	183	631	1 1 6	314	11	...	259	102	421	1,107	2 4 6	236	0 7 9
		Sind Gang	1,563	3 12 9	81	170	...	210	0 8 3	1,941	...	1,941	4 11 11	84	17	...	73	...	988	1,386	3 4 3	349	0 13 8
		Aden	Aden	73	2 6 8	...	493	...	408	17 2 0	...	...	...	...	...	...	...	...	...	...	...	...	...
17	Total, 1889	Prisons	25,828	3 13 9	6,747	12,214	2,070	21,631	2 6 10	8,265	2,411	10,676	1 3 2	4,815	233	3,268	3,211	507	3,181	15,215	1 11 4	1,438	0 2 7
		Subordinate Jails (Lock-ups)	1,391	1 8 6	840	81	730	1,161	1 4 4	2,236	...	2,236	3 7 5	604	234	103	180	...	460	1,811	1 12 5	62	0 0 11
		663	0 10 3	...	...	...	...	...	9,473	...	9,473	9 0 6	...	...	...	...	...	3,216	3,216	8 1 0	...	...	
	Total	27,584	2 8 7	7,087	12,295	3,400	22,793	2 1 6	19,974	2,411	22,385	2 0 11	5,419	467	3,371	3,391	507	6,887	20,042	1 13 6	1,490	0 2 2	
	Inspection and General Superintendence	...	...	...	...	...	...	...	...	...	...	...	...	...	...	...	...	...	...	...	...	420	...
	GRAND TOTAL	27,584	3 8 7	7,087	12,295	3,400	22,792	2 1 6	19,974	2,411	22,385	2 0 11	5,419	467	3,371	3,391	507	6,887	20,042	1 13 6	1,910	0 2 10	
18	Total, 1893	Prisons	33,654	4 0 2	6,767	8,661	2,538	17,796	2 1 11	7,591	3,079	9,670	1 3 5	5,103	353	2,756	1,786	403	2,965	13,456	1 9 8	1,373	0 2 7
		Subordinate Jails (Lock-ups)	1,090	1 0 5	251	87	452	829	1 0 11	2,795	...	2,795	8 7 8	450	106	...	39	...	414	1,508	1 15 3	73	0 1 6
		440	0 7 8	...	...	...	...	...	9,239	...	9,239	10 0 10	...	...	...	...	...	2,762	2,762	3 0 1	...	...	
	Total	35,180	3 7 9	7,048	8,778	2,790	18,616	1 13 6	19,882	2,079	21,611	2 3 8	5,633	459	3,176	1,825	463	6,141	17,727	1 12 1	1,446	0 2 4	
	Inspection and General Superintendence	...	...	...	...	...	...	...	...	...	...	...	...	...	...	...	...	...	...	...	...	373	...
	GRAND TOTAL	35,180	3 7 9	7,048	8,778	2,790	18,616	1 13 6	19,882	2,079	21,611	2 2 8	5,633	459	3,176	1,825	463	6,141	17,727	1 12 1	1,819	0 2 11	

STATEMENT No. IX—FINANCIAL—continued.

1	2	12								13												14								
		CONTINGENCIES.								EXTRAORDINARY CHARGES FOR LIVE-STOCK AND TOOLS AND PLANT LIKELY TO LAST FOR 3 YEARS AND UPWARDS.												Grand Total of expenditure.	Total cost per head of average strength.							
		A.	B.	C.	D.	E.	F.	G.	H.	A.	B.	C.	D.	E.	F.	G.	H.	I.	J.	K.	L.									
Rents, rates and taxes.	Services postage.	Telegrams and telephone charges.	Current office expenses (including country stationery.)	Office furniture.	Charges for Registers and Stationery (Stationery Department charges.)	Total Cost.	Cost per head of average strength.	Conservancy and water-supply dead stock.	Dietary dead stock.	Hospital dead stock.	Garden and agricultural plant.	Lighting dead stock.	Disciplinary dead stock.	Arms and accoutrements (original cost).	Dairy live-stock and plant (excluding maintenance).	Draught cattle (excluding keep, which goes under 10 F).	Other miscellaneous dead stock.	Total cost.	Cost per head of average strength.	Ra.	Ra. s. p.									
	Jails.	Ra.	Ra.	Ra.	Ra.	Ra.	Ra. s. p.	Ra.	Ra.	Ra.	Ra.	Ra.	Ra.	Ra.	Ra.	Ra.	Ra.	Ra.	Ra. s. p.	Ra.	Ra. s. p.									
1	Bombay ...	...	5	...	43	...	38	85	0	3	9	...	22	...	...	...	...	...	22	0	0	11	32,374	80	2	10				
2	House of Correction ...	...	20	...	47	4	33	104	0	5	9	...	2	...	...	...	...	...	...	...	...	...	3	0	0	1	86,880	130	13	4
3	Deccan ...	...	301	20	184	2	444	901	0	8	2	47	200	4	95	...	73	...	...	...	...	427	0	3	7	1,00,945	63	7	0	
4	Dhulia ...	...	81	3	49	...	22	175	0	7	0	...	13	...	...	...	...	...	...	...	...	13	0	0	6	21,060	64	13	7	
5	Deccan Gang ...	...	50	2	13	...	23	93	0	4	5	...	4	...	...	...	...	...	...	...	...	77	0	3	8	37,310	111	0	8	
6	Southern Maratha County. ...	...	81	4	25	...	23	182	0	5	7	...	80	...	...	...	...	...	...	...	...	111	0	4	9	16,911	44	15	7	
7	Bijapur ...	...	100	23	24	...	27	174	0	5	9	19	97	...	15	...	7	...	1,166	...	1,294	2	10	7	24,463	60	5	4		
8	Dharswar ...	...	280	32	2	11	...	17	322	2	3	6	...	199	3	...	...	...	...	...	...	194	1	5	5	8,315	60	13	8	
9	Karwar ...	...	45	30	4	20	23	15	142	0	15	11	...	26	...	...	10	...	...	...	...	41	0	4	7	11,333	73	4	0	
10	Ratanagiri ...	...	300	158	18	81	...	54	611	0	12	0	...	113	24	14	...	14	17	...	354	0	3	0	47,959	68	14	1		
11	Tidana ...	...	...	...	...	...	...	...	...	...	...	...	...	...	...	...	...	...	...	...	...	...	...	...	...	...	...	...	...	...
12	Ahmedabad ...	...	221	6	35	...	61	323	0	4	2	...	361	2	...	...	...	...	...	...	...	303	0	4	9	59,619	48	5	0	
13	Rajkot ...	...	25	10	10	...	18	63	0	8	6	364	3	...	8	...	7	...	...	...	...	363	3	11	10	16,785	86	5	0	
14	Karachi ...	...	384	120	4	19	...	25	532	1	9	0	5	123	40	...	...	...	...	...	...	210	0	10	0	21,764	63	15	9	
15	Sind ...	...	181	10	62	1	...	55	316	0	4	9	43	62	...	...	...	...	...	...	...	173	0	2	8	50,819	47	11	5	
16	Hyderabad ...	...	316	11	36	...	31	205	0	9	9	...	62	...	...	...	...	...	...	...	...	82	0	3	0	23,413	48	4	4	
17	Shikarpur ...	...	108	5	22	...	23	153	0	6	2	...	62	...	...	11	...	9	40	...	...	5,320	5	20	6	52,311	127	10	6	
18	Sind Gang ...	...	...	...	...	...	...	...	...	...	...	...	...	...	...	...	...	...	...	...	...	...	...	...	...	...	...	...	...	...
19	Aden ...	...	10	...	3	0	...	25	44	1	8	3	...	1	...	...	...	...	...	...	...	8	0	4	5	9,125	314	10	6	
	Total, 1899 ...	989	1,790	128	534	43	937	4,520	0	8	2	532	1,406	72	101	34	121	215	1,166	32	5,318	1	1	0	6,96,124	63	7	6		
	Subordinate Jails ...	90	330	12	133	31	602	669	0	11	10	68	136	...	19	2	43	8	...	...	287	0	5	1	47,265	62	1	7		
	Lock-ups ...	...	...	...	...	...	...	...	...	...	...	...	...	...	...	...	...	...	...	...	...	...	...	...	...	...	...	...	...	...
	Total ...	1,085	2,129	140	772	73	990	5,198	0	7	8	600	1,642	72	120	36	164	234	1,166	32	5,839	0	14	5	6,96,271	61	2	8		
	Inspection and General Superintendence ...	...	816	94	254	...	110	974	...	...	...	...	...	...	...	...	...	...	...	...	...	...	...	...	...	25,214	...	...	...	
	GRAND TOTAL ...	1,085	2,945	234	1,026	73	1,109	6,172	0	9	1	590	1,642	72	120	36	164	234	1,166	32	5,839	0	14	5	6,96,485	63	7	10		
	Total, 1898 ...	603	1,170	302	792	53	923	4,302	0	8	4	801	804	242	58	77	807	200	260	34	3,692	0	6	10	5,74,312	68	6	7		
	Subordinate Jails ...	104	304	24	196	49	65	742	0	15	4	23	12	...	19	6	69	7	...	...	244	0	5	1	42,568	55	5	9		
	Lock-ups ...	...	...	...	...	...	...	...	...	...	...	...	...	...	...	...	...	...	...	...	...	...	...	...	...	...	...	...	...	...
	Total ...	707	2,083	326	598	102	988	5,104	0	8	1	914	870	242	63	83	876	207	266	64	3,926	0	6	1	6,04,035	65	13	11		
	Inspection and General Superintendence ...	...	502	393	263	...	77	1,240	...	...	...	...	...	...	...	...	...	...	...	...	...	...	...	...	...	24,305	...	...	...	
	GRAND TOTAL ...	707	2,585	724	1,181	102	1,065	6,344	0	10	1	914	876	242	63	83	870	207	266	64	3,926	0	6	1	6,88,400	68	3	7		

Note—Bold type figures represent surplus realizations by sale of old dead-stock over cost of new live or dead-stock purchased during the year.

52

STATEMENT NO. X—FINANCIAL.

Showing the Expenditure in Guarding and Maintaining the Prisoners in the Jails of Bombay during the year 1899 (excluding Cost of building new Jails, of additions, alterations, or repairs), compared with the Expenditure on the same account in each of the three preceding years.

B 18-14

Serial Number.	Jails.	3				4				5				6				7				
		Cost of establishment per head of average strength.				Cost of dieting charges per head of average strength.				Cost of hospital charges per head of average strength.				Cost of clothing and bedding of prisoners per head of average strength.				Cost of sanitation per head of average strength.				
		1896.	1897.	1898.	1899.	1896.	1897.	1898.	1899.	1896.	1897.	1898.	1899.	1896.	1897.	1898.	1899.	1896.	1897.	1898.	1899.	
		Rs. a.	Rs. a.	Rs. a.	Rs. a.	Rs. a.	Rs. a.	Rs. a.	Rs. a.	Rs. a.	Rs. a.	Rs. a.	Rs. a.	Rs. a.	Rs. a.	Rs. a.	Rs. a.	Rs. a.	Rs. a.	Rs. a.	Rs. a.	Rs. a.
1	Bombay ...	Common Prison...	48 10	43 11	33 4	34 12	28 2	48 4	41 0	32 15	2 1	1 12	2 5	4 8	2 12	2 2	3 5	2 6	11 4	8 3	10 12	10 10
2		House of Correction ...	66 4	72 6	61 13	65 10	80 0	53 1	43 10	33 13	2 13	4 10	3 4	2 14	3 0	2 1	2 11	1 15	10 0	10 2	10 10	13 8
3	Deccan ...	Yerrowda ...	20 2	14 3	12 1	14 10	24 7	44 10	33 9	25 8	3 8	3 11	4 7	3 3	1 14	4 9	2 12	2 7	4 1	3 2	3 0	4 4
4		Dhulia ...	29 2	12 12	17 7	15 13	23 9	40 12	23 15	30 0	1 10	1 6	1 4	1 10	3 1	2 4	3 7	4 12	0 3	0 1	0 4	0 6
5	Deccan Gang ...	Deccan Gang ...	49 4	57 2	58 4	51 8	41 5	62 12	41 10	48 9	2 9	3 3	3 1	4 6	3 5	2 15	6 15	0 8	0 6	0 4	0 3	0 3
6		South ern Marátha Country. (Bjapur ...	19 12	20 3	16 6	16 0	20 13	44 12	23 11	23 0	2 3	2 13	0 13	0 15	2 7	2 3	1 15	1 5	0 3	0 3	0 3	0 2
7	Kárwár ...	Dhárwár ...	17 8	20 0	20 14	15 5	22 2	83 2	29 7	19 3	2 8	2 6	2 13	4 11	1 13	2 5	2 6	3 9	0 6	0 1	3 11	2 7
8		Kárwár ...	53 8	37 1	30 0	26 12	17 11	31 4	30 2	23 13	3 6	1 3	2 4	2 3	3 7	0 15	1 8	3 3	0 2	0 1	0 3	0 1
9	Kovkan ...	Batnágiri ...	26 7	23 5	31 1	30 11	26 6	50 2	42 7	31 9	5 9	8 3	7 0	6 5	2 6	1 8	3 0	4 3	0 2	0 3	0 5	0 5
10		Thána ...	18 9	15 9	14 13	14 15	22 7	44 12	32 2	27 0	8 4	7 10	5 13	7 10	3 4	2 7	4 8	2 0	0 9	1 1	1 12	3 2
11	Gujarát ...	Ahmedabad ...	17 7	16 8	15 3	12 12	27 12	41 8	29 5	25 13	1 13	1 14	1 6	2 11	3 4	3 2	4 7	4 3	0 2	0 3	0 2	0 2
12		Rájkot ...	48 4	40 13	35 9	30 11	35 0	42 5	31 2	39 14	3 8	3 11	1 12	1 3	2 8	3 4	4 5	3 10	0 11	0 11	0 9	3 1
13	Sind ...	Karáchi ...	23 5	26 10	22 9	19 5	31 9	41 2	35 9	33 11	2 7	3 6	2 4	3 2	5 12	4 4	3 13	3 2	0 7	2 6	0 12	0 13
14		Hyderabad ...	26 11	30 1	19 10	14 15	28 6	34 2	28 3	25 9	3 3	5 6	3 7	2 3	4 3	4 1	6 13	2 10	0 4	0 5	0 2	0 2
15	Sind Gang ...	Shikárpur ...	13 2	15 2	14 5	15 11	28 5	33 2	25 13	22 12	3 4	3 9	2 5	2 1	7 6	6 2	5 7	2 13	0 3	0 7	0 6	0 5
16		Sind Gang ...	52 5	60 11	57 12	43 1	60 6	64 10	53 8	49 10	2 3	2 11	3 1	1 12	5 3	7 7	5 12	3 13	0 5	0 4	0 6	0 8
17	Aden ...	Aden ...	89 13	142 5	219 6	230 8	48 5	59 12	61 10	23 15	3	8 5	0 4	0 2	3 6	0 10	...	2 8	3 7	9 13	13 7	17 3
		Average ...	27 2	24 15	23 7	21 9	28 14	43 13	32 12	28 11	3 6	3 12	3 4	3 4	3 7	3 9	4 0	2 14	1 15	1 12	2 2	2 7

STATEMENT NO. X—FINANCIAL—continued.

1 Serial Number.	2 Jails.	3 Cost of charges for moving prisoners per head of average strength.				4 Cost of miscellaneous services and supplies per head of average strength.				5 Cost of travelling allowances per head of average strength.				6 Cost of contingencies per head of average strength.				7 Cost of extraordinary charges for Live-stock and Tools and Plant per head of average strength.				8 Total cost per head of average strength.			
		1896.	1897.	1898.	1899.	1896.	1897.	1898.	1899.	1896.	1897.	1898.	1899.	1896.	1897.	1898.	1899.	1896.	1897.	1898.	1899.	1896.	1897.	1898.	1899.
		Rs. a.	Rs. a.	Rs. a.	Rs. a.	Rs. a.	Rs. a.	Rs. a.	Rs. a.	Rs. a.	Rs. a.	Rs. a.	Rs. a.	Rs. a.	Rs. a.	Rs. a.	Rs. a.	Rs. a.	Rs. a.	Rs. a.	Rs. a.	Rs. a.	Rs. a.	Rs. a.	Rs. a.
1 2	Bombay ... { Common Prison... House of Correc- tion ...	2 3	1 1	1 7	0 3	5 8	5 8	3 14	4 9	0 3	...	0 1	0 1	0 5	0 5	0 6	0 4	0 9	...	0 8	0 1	101 9	110 14	96 14	90 3
		0 14	1 9	1 14	0 3	3 6	4 14	2 4	3 2	0 1	0 4	0 2	0 5	0 7	0 9	0 4	0 5	0 14	0 11	0 8	...	117 11	150 8	126 11	126 12
3 4 5	Dccan ... { Yarrowda ... Dhulia ... Deccan Gang ...	0 13	1 7	1 3	0 15	1 8	2 13	1 2	1 12	0 1	0 1	...	...	0 12	0 9	0 9	0 8	0 2	0 10	0 7	0 4	57 8	75 11	59 2	53 7
		0 10	0 10	0 11	0 7	1 11	1 0	0 12	1 4	0 1	...	0 3	0 1	0 10	0 6	0 7	0 7	0 1	0 6	...	0 1	60 10	59 9	48 6	54 13
		5 11	2 18	1 9	2 12	4 12	4 8	3 0	2 5	0 7	0 8	0 8	0 1	0 6	0 5	0 10	0 4	0 5	...	0 1	0 4	108 6	134 1	115 13	111 1
6 7	South ern Maratha Country. { Bijépur ... Dhárwár...	1 14	1 1	0 12	1 5	2 2	1 8	1 5	0 15	0 11	0 12	0 11	0 10	0 8	0 8	0 6	0 6	0 11	0 4	0 5	0 5	60 4	74 2	46 7	44 15
		1 6	2 11	1 4	1 2	2 1	2 1	1 13	1 0	0 1	0 6	...	...	0 9	0 8	0 8	0 6	0 5	1 1	0 14	2 10	48 11	69 9	63 10	50 5
8 9 10	Konkan ... { Kárwár ... Ratnágiri ... Shána ...	0 7	0 15	0 10	0 7	5 7	2 2	2 9	0 12	0 1	0 2	0 1	...	4 5	3 1	2 9	2 4	...	0 1	0 7	1 5	88 15	77 10	70 5	60 13
		1 2	1 5	1 7	1 11	2 6	2 7	1 10	3 2	0 2	...	0 1	0 1	1 0	0 15	0 13	1 0	0 11	1 7	0 3	0 5	66 3	81 7	87 15	79 4
		0 10	1 1	0 14	1 5	1 5	2 0	1 2	1 12	0 2	0 1	0 1	0 3	0 7	0 7	0 7	0 12	0 2	0 8	0 7	0 3	55 11	75 8	61 15	58 14
11 12	Gujarát ... { Ahmedabad ... Rájkot ...	1 0	0 15	1 5	1 4	0 12	1 6	0 7	0 15	0 2	...	...	...	0 4	0 5	0 5	0 4	0 6	...	0 7	0 5	52 14	65 13	52 15	48 5
		0 13	0 10	1 4	0 14	3 10	3 14	2 0	3 5	0 2	...	0 1	0 1	0 13	0 9	0 11	0 8	0 1	0 9	2 1	3 2	95 6	96 6	79 6	86 5
13 14 15 16	Sind ... { Karáchi ... Hyderabad ... Shikárpur ... Sind Gang ...	0 3	0 2	0 5	0 9	1 9	1 11	1 15	1 1	0 2	0 2	0 3	0 2	1 2	1 3	1 1	1 9	1 12	0 1	0 9	0 10	68 4	80 13	69 0	64 0
		0 3	0 11	0 13	0 14	1 9	1 9	1 4	0 11	0 5	0 6	0 3	0 3	0 7	0 8	0 6	0 5	2 10	0 11	0 4	0 3	68 7	77 12	61 0	47 11
		0 15	0 5	1 0	1 1	1 11	2 5	2 8	2 4	0 6	0 14	0 7	0 8	0 9	0 13	0 9	0 10	0 4	0 8	0 2	0 3	55 1	63 1	52 14	48 4
		2 15	2 14	2 14	4 12	4 5	1 14	4 15	3 4	1 0	0 10	0 12	0 14	0 8	0 12	0 8	0 6	0 9	0 6	1 3	14 10	129 11	142 3	129 11	127 10
17	Aden ... Aden ...	...	...	0 4	...	3 8	1 6	3 14	4 2	4 4	...	0 3	...	1 0	1 2	1 3	1 8	0 14	...	0 5	0 4	164 12	223	6300	7314 10
	Average	1 4	1 2	1 15	3	2 5	1 10	0 7	1 11	0 4	0 3	0 3	0 3	0 10	0 9	0 8	0 8	0 9	0 8	0 7	1 1	69 8	83 10	68 7	63 7

STATEMENT No. XI—FINANCIAL.

Showing the Employment of Convicts in the Jails and Subsidiary Jails of Bombay during the year 1899.

Serial Number.	Name of Jail.	Average number not sentenced to labour.	Average number under sentences of labour on working days.*	Average number sick.	Average number convalescent and infirm.	Average number not employed for other reasons.	AVERAGE NUMBER EMPLOYED ON WORKING DAYS.													Number of prisoners bired out to Municipalities, private individuals or departments other than the Public Works Department.	Ratio per cent. of those employed on working days as			Serial Number.
							A. On Prison duties.						On Jail Buildings,				K. Manufactures.	L. Public Works.			Prison Officers.	Prison Servants.	On manufactures (S K).	
							On unremunerative labour.	Prison Officers.	Prison Servants.	Gardening.	E. Employed in preparing articles for use or consumption in Jails, e.g., wheat-grinding, manufacturing of prison clothing, &c.	F. Jail repairs.	Additions and Alterations.		New Jails.			Public Works Jails.	Other extra-mural gangs.					
													G.	H.	I.	J.								
1	Bombay ... { Common Prison House of Correction ...	6	339	6	13	31	170	11	25	...	25	6	...	...	...	52	...	...	3.2	7.4	15.3	1		
2		1	290	7	...	6	93	21	20	...	45	39	1	...	...	58	...	...	7.2	6.9	20.0	2		
3	Deccan ... { Yerowdas ... Dhulia... Deccan Gang ...	13	1,866	92	66	100	...	272	173	172	264	57	...	...	...	9	661	...	...	14.6	9.3	35.4	3	
4		4	339	8	8	22	...	28	22	20	47	9	...	...	...	168	...	...	8.3	6.5	48.1	4		
5		4	336	13	13	2	17	...	15	22	...	17	...	...	...	...	...	...	234	4.5	6.5	...	5	
6	Southern Marátha Country. { Bijápur ... Dhárwar ...	10	339	5	3	22	114	31	27	26	52	7	1	1	...	50	...	...	9.1	8.0	14.7	6		
7		11	441	3	3	34	...	47	55	47	62	10	...	2	...	178	...	...	10.7	12.5	40.4	7		
8	Konkan ... { Kárwár ... Ratnágiri ... Thána ...	1	136	2	3	2	...	23	11	26	15	6	...	...	...	49	...	...	16.9	8.1	36.0	8		
9		2	139	6	9	7	...	12	18	23	18	8	...	...	...	57	...	...	8.6	12.9	26.6	9		
10		10	797	36	39	83	...	84	79	53	77	25	37	14	1	...	269	...	...	10.5	9.9	33.8	10	
11	Gujarát ... { Ahmedabad ... Rajkot ...	10	1,166	23	64	14	4	51	120	23	778	3	...	6	...	70	...	...	4.4	10.4	6.0	11		
12		1	107	2	2	2	...	13	11	24	28	5	...	...	...	20	...	...	12.1	10.5	18.7	12		
13	Sind ... { Karachi ... Hyderabad ... Sikárpur ... Sind Gang ...	3	322	12	...	46	...	51	32	...	40	13	...	1	...	128	...	...	15.8	9.9	39.8	13		
14		24	973	13	13	34	...	122	83	76	393	17	...	1	...	195	...	...	12.5	8.5	19.9	14		
15		8	460	10	7	9	...	60	48	41	64	7	1	...	...	186	...	...	13.0	10.4	40.2	15		
16		...	409	7	1	10	...	23	32	1	83	...	46	...	...	...	256	...	...	5.6	7.8	...	16	
17	Aden ... { Aden ...	...	29	...	...	...	...	...	10	...	2	...	...	...	...	17	...	...	...	34.5	53.6	17		
Total, 1899 ... { Prisons ... Subsidiary Jails... Total ...		104 23 127	8,483 535 9,018	244 14 258	212 13 255	424 75 499	398 22 420	864 22 886	788 91 879	532 84 616	1,560 96 2,056	211 10 221	86 ...	25 ...	4 ...	9 ...	2,132 105 2,237	256 ...	47 ...	261 3 264	10.2 4.1 9.7	9.3 17.0 9.7	25.1 19.6 24.8	
Total, 1898 ... { Prisons ... Subsidiary Jails... Total ...		103 27 130	8,025 420 8,445	311 14 255	241 7 248	341 24 365	628 17 645	817 13 830	782 78 860	534 79 613	1,746 66 1,812	293 4 297	11 ...	3 ...	16 ...	...	1,994 114 2,108	225 ...	30 ...	123 4 127	10.2 3.1 9.8	9.7 18.6 10.2	24.8 27.1 25.0	

\* Prisoners who in column 7 were not employed for the reasons given below.

New admissions kept in segregation and under observation, prisoners undergoing punishments of penal diet and solitary confinement, prisoners suffering from scabies, move of the gang from one camp to another and those excused from labour when inoculated against plague.

CG

STATEMENT No. XII—FINANCIAL.

Showing the Net Cash Earnings (including Factory, and Extra Mural) of Convicts sentenced to labour in the Jails and Subsidiary Jails of Bombay during the year 1899.

1	2	3	4	5	6	7	8	9	10	11	12	13	14	15
Serial Number	Name of Jail.	Average Number sentenced to labour.	Average number employed on Jail Manufactures.	Cash balance on manufacturing account in hand on the 1st January 1899.	Cash drawn on manufacturing account during the year.	Total.	Paid into Treasury on manufacturing account.	Cash balance in hand on manufacturing account on the 31st December 1899.	Total.	Cash earnings being total of column 10, less total of column 7.	Average earning per head calculated on column 3.	Average earning per head calculated on column 4.	Remarks.	Serial Number.
				Rs. a.	Rs. a.	Rs. a.	Rs. a.	Rs. a.	Rs. a.	Rs. a.	Rs. a.	Rs. a.		
1	Bombay	Common Prison	339	52	72 12	950 0	1,022 12	2,415 4	138 12	2,554 0	1,531 4	4 8	29 7	1
2		House of Correction...	290	58	.....	2,794 14	2,794 14	7,690 14	...	7,690 14	4,898 0	16 14	84 7	2
3	Deccan	Yerrowda	1,866	661	145 4	41,320 13	41,468 1	53,573 11	658 8	54,132 3	12,666 2	6 13	19 3	3
4		Dhulia	339	175	17 7	5,672 3	5,688 10	10,923 2	104 15	11,028 1	5,838 7	15 12	30 8	4
5		Deccan Gang...	336	234	3,944 13	1,494 4	5,439 1	25,577 5	...	25,577 5	20,138 4	59 15	86 1	5
6	Southern Maratha Country.	Bijapur	339	51	1 10	2,152 6	2,134 0	3,607 14	78 14	3,681 12	1,547 12	4 9	80 6	6
7		Dharwar	441	178	14 10	6,180 11	6,195 5	8,904 3	89 12	8,993 15	2,798 10	6 6	15 11	7
8	Konkan	Karwar	186	49	106 2	1,625 4	1,631 6	2,491 12	86 10	2,578 6	947 0	6 15	19 5	8
9		Ratnagiri	189	39	.....	936 11	936 11	1,499 14	1 7	1,501 5	564 10	4 1	14 8	9
10		Thana...	797	283	.....	8,391 2	8,391 2	12,850 6	13 9	12,863 15	4,472 13	5 10	15 13	10
11	Gujarat	Ahmedabad	1,156	70	22 8	9,280 4	9,302 12	12,115 8	...	12,115 8	2,812 12	2 7	40 3	11
12		Rajkot	107	20	9 14	885 6	895 4	1,172 1	1 4	1,173 5	278 1	2 10	13 14	12
13	Sind	Karachi	322	123	.....	5,401 4	5,401 4	7,978 12	...	7,978 12	2,577 8	8 0	20 2	13
14		Hyderabad	978	227	24 6	12,936 2	12,960 8	19,412 13	43 0	19,455 13	6,495 5	6 10	23 10	14
15		Shikarpur	460	213	15 1	4,316 0	4,331 1	7,396 2	116 5	7,512 7	3,181 6	6 15	14 1	15
16		Sind Gang	409	256	.....	2,407 3	2,407 3	32,571 2	...	32,571 2	30,163 15	73 12	117 13	16
17	Aden	Aden	29	17	.....	1,600 2	1,600 2	4,453 10	...	4,453 10	2,853 8	93 6	167 14	17
	Total, 1899	Prisons	8,438	2,711	4,374 7	1,08,224 9	1,12,599 0	2,14,634 5	1,228 0	2,15,862 5	1,08,263 5	12 3	58 1	
		Subsidiary Jails	535	103	12 12	757 12	770 8	1,792 3	11 9	1,803 12	1,033 4	1 75	9 9	
		Total	9,018	2,819	4,387 3	1,08,982 5	1,13,369 8	2,16,426 8	1,239 9	2,17,666 1	1,04,296 9	11 9	37 0	
	Total, 1898	Prisons	8,025	2,372	511 15	1,03,636 7	1,04,148 6	1,79,469 15	4,374 7	1,83,844 6	79,696 0	9 15	38 10	
		Subsidiary Jails	420	118	.....	994 9	994 9	2,600 10	12 12	2,613 6	1,618 18	3 14	13 11	
		Grand Total	8,445	2,490	511 15	1,04,631 0	1,05,142 15	1,82,070 9	4,387 3	1,86,457 12	81,314 13	9 10	32 10	



STATEMENT No. XIII—FINANCIAL.

Showing the Net Cost of the Prisoners in the Jails and Subsidiary Jails of Bombay during the year 1897.

D 148-15

1	2	3	4	5	6	7	8	9	10
Serial Number.	Name of Jail.	Total cost of maintenance (column 14, Statement IX.)	Average cost of maintenance (column 14, Statement IX.)	Total cash earnings (column 11 of Statement XII.)	Average cash earnings per head of average strength.	Net cost to Government (column 8 minus column 5.)	Average net cost per head of average strength (column 4 minus column 6.)	REMARKS.	Serial Number.
		Rs. a.	Rs. a.	Rs. a.	Rs. a.	Rs. a.	Rs. a.		
1	} Bombay ...	Common Prison ...	32,374 0	90 3	1,531 4	4 4	30,842 12	85 15	1
2		House of Correction ...	35,830 0	126 12	4,896 0	16 13	31,934 0	109 15	2
3	} Deccan ...	Yerrowda ...	1,00,945 0	63 7	12,663 2	6 11	88,278 14	46 13	3
4		Dhulia ...	21,969 0	51 13	5,338 7	13 5	16,630 9	41 8	4
5	} Southern Marátha Country.	Deccan Gang ...	37,310 0	111 1	20,133 4	59 15	17,171 12	51 2	5
6		Bijápur ...	16,911 0	44 15	1,547 11	4 2	15,363 5	40 13	6
7		Dhárwár ...	24,463 0	50 5	2,738 10	5 12	21,664 6	44 9	7
8	} Konkan ...	Kárwár ...	8,815 0	60 13	947 0	6 8	7,868 0	51 5	8
9		Ratnágiri ...	11,333 0	73 4	564 10	3 15	10,768 6	75 5	9
10		Thánn ...	47,989 0	58 14	4,472 13	5 8	43,516 3	53 6	10
11	} Gujarát ...	Almedabad ...	53,619 0	48 5	2,812 12	2 4	56,806 4	46 1	11
12		Rájkot... ..	10,185 0	33 5	278 1	2 6	9,906 15	83 15	12
13	} Sind ...	Karachi ...	21,754 0	64 0	2,577 8	7 9	19,176 8	53 7	13
14		Hyderabad ...	50,819 0	47 11	6,495 6	6 2	44,323 11	41 0	14
15		Shikárpur ...	23,412 0	48 4	3,161 6	6 9	20,250 10	42 11	15
16		Sind Gang ...	52,211 0	127 10	30,163 15	73 12	22,047 1	53 14	16
17	Aden ...	Aden ...	9,125 0	314 10	2,853 8	98 6	6,271 8	218 4	17
	Total 1897	Prisons ...	5,66,124 0	63 7	1,03,263 5	11 9	4,62,860 11	51 14	
		Subsidiary Jails ...	47,255 0	52 2	1,033 4	1 2	46,221 12	51 0	
		Lock-ups ...	51,832 0	49 7	.....	...	51,892 0	49 7	
		Total ...	6,65,271 0	61 3	1,01,296 9	9 9	5,60,974 7	51 10	
	Total 1898	Prisons ...	5,74,812 0	68 7	79,796 0	9 8	4,94,616 0	53 15	
		Subsidiary Jails ...	4,958 0	55 6	1,618 13	2 1	41,333 3	53 5	
		Lock-ups ...	46,765 0	50 14	.....	...	46,765 0	50 14	
		Total ...	6,64,035 0	65 13	81,314 13	8 1	5,82,720 3	57 12	

## STATEMENT

Showing the Sickness and Mortality among Prisoners of all Classes in the

Serial Number.	2	3			4			5			6				
		Number of Prisoners that can be accommodated in the parts of Jails devoted to Convicts, Under trial and Civil Prisoners respectively but exclusive of Hospital and Observation Cells.			Average daily strength.			Maximum Population on any one day.			Number admitted into Hospital.				
		M.	F.	Total.	M.	F.	Total.	M.	F.	Total.	M.	F.	Total.		
	Jails.														
1	Bombay.	Common Prison—													
		Convicts ...	107	8	115	328	19	345	415	40	455	307	1	308	
		Under-trial...	44	3	47	13	1	14	9	...	9	8	...	8	
		Civil ...	200	8	208	16	...	16	43	...	43	...	...	...	
		Total ...	351	19	370	356	20	376	467	40	507	315	1	316	
		House of Correction—													
		Europeans.	Convicts ...	30	...	80	12	...	12	21	...	21	4	...	4
			Under-trial...	9	...	9	...	...	1	...	1	...	...	...	...
		Natives ...	Convicts ...	197	...	197	279	...	279	345	...	345	150	...	150
			Under-trial ...	...	...	...	...	...	...	...	...	...	...	...	...
Total ...	236	...	236	291	...	291	367	...	367	154	...	154			
3	Yerrowda—	Convicts ...	1,168	52	1,220	1,857	23	1,879	2,015	23	2,038	1,863	...	1,863	
		Under-trial...	17	9	26	8	1	9	11	...	11	...	...	...	
		Civil ...	12	...	12	1	...	1	5	...	5	2	...	2	
Total ...	1,197	61	1,258	1,866	23	1,889	2,031	23	2,054	1,865	...	1,865			
4	Dhulia—	Convicts ...	160	20	180	331	12	343	651	11	662	145	7	152	
		Under-trial...	7	4	11	57	1	58	217	4	221	10	...	10	
		Civil ...	32	...	32	9	...	9	22	...	22	1	...	1	
Total ...	199	24	223	397	13	410	890	15	905	156	7	163			
5	Deccan Gang—	Convicts ...	...	...	...	336	...	336	497	...	497	414	...	414	
		Under-trial...	...	...	...	...	...	...	...	...	...	...	...	...	
		Civil ...	...	...	...	...	...	...	...	...	...	...	...	...	
Total ...	...	...	...	336	...	336	497	...	497	414	...	414			
6	Bijapur—	Convicts ...	235	31	266	378	21	349	375	19	394	170	7	177	
		Under-trial...	16	...	15	27	...	27	58	1	59	5	1	6	
		Civil ...	8	...	3	...	...	...	2	...	2	...	...	...	
Total ...	253	31	284	355	21	376	435	20	455	175	8	183			
7	Dhárwar—	Convicts ...	268	23	296	437	15	452	634	16	650	109	1	110	
		Under-trial...	6	6	12	33	1	34	166	5	171	4	...	4	
		Civil ...	10	10	20	1	...	1	7	...	7	...	...	...	
Total ...	284	44	328	471	16	487	807	21	828	113	1	114			
8	Karnan.	Convicts ...	190	25	215	186	1	187	302	2	304	27	...	27	
		Under-trial...	13	...	13	8	...	8	24	3	27	...	...	...	
		Civil ...	10	5	15	1	...	1	2	...	2	...	...	...	
Total ...	213	30	243	195	1	196	323	5	328	27	...	27			

No. XIV—VITAL.

Jails and Subsidiary Jails of the Bombay Presidency during the year 1899.

7			8			9												10	
Daily average number of Sick.			Number of deaths in and out of Hospital.			RATIO PER HUNDRED OF AVERAGE STRA*BOYS.												Serial Number.	
						A.			B.			C.			D.				
						Of admission into Hospital.			Of daily average number Sick.			Of deaths from all causes except Cholera.			Of deaths from all causes both in and out of Hospital.				
M.	F.	Total.	M.	F.	Total.	M.	F.	Total.	M.	F.	Total.	M.	F.	Total.	M.	F.	Total.		
6.5	...	6.5	45	...	45	911.7	52.6	892.8	19.9	...	18.8	188.0	...	180.4	188.0	...	130.4	...	1
0.1	...	0.1	...	...	...	815.4	...	671.4	7.7	...	7.1	...	...	...	...	...	...	...	...
...	...	...	...	...	...	...	...	...	...	...	...	...	...	...	...	...	...	...	...
6.8	...	6.8	45	...	45	887.8	50.0	842.7	18.6	...	17.8	128.8	...	120.0	126.8	...	120.0	...	2
0.2	...	0.2	...	...	...	833.3	...	833.3	16.7	...	16.7	...	...	...	...	...	...	...	...
...	...	...	...	...	...	...	...	...	...	...	...	...	...	...	...	...	...	...	...
7.0	...	7.0	6	...	6	537.6	...	537.6	25.1	...	25.1	21.5	...	21.5	21.5	...	21.5	...	...
...	...	...	...	...	...	...	...	...	...	...	...	...	...	...	...	...	...	...	...
7.2	...	7.2	6	...	6	529.9	...	529.9	24.7	...	24.7	20.8	...	20.8	20.8	...	20.8	...	...
...	...	...	...	...	...	...	...	...	...	...	...	...	...	...	...	...	...	...	...
91.6	...	91.6	17	...	17	1,003.2	...	991.5	49.3	...	46.7	9.2	...	9.0	9.2	...	9.0	...	3
...	...	...	...	...	...	2,003.0	...	2,000.0	...	...	...	...	...	...	...	...	...	...	...
...	...	...	...	...	...	...	...	...	...	...	...	...	...	...	...	...	...	...	...
91.6	...	91.6	17	...	17	999.5	...	987.8	49.1	...	48.5	9.1	...	9.0	9.1	...	9.0	...	...
7.4	0.2	7.6	4	...	4	498.1	583.3	443.1	22.4	10.6	22.2	12.1	...	11.7	12.1	...	11.7	...	4
0.8	...	0.8	1	...	1	176.4	...	172.4	6.8	...	5.2	17.5	...	17.2	17.5	...	17.2	...	...
...	...	...	...	...	...	111.1	...	111.1	...	...	...	...	...	...	...	...	...	...	...
7.7	0.2	7.9	5	...	5	362.9	388.5	397.6	19.1	15.4	19.3	12.6	...	12.2	12.6	...	12.2	...	...
...	...	...	...	...	...	...	...	...	...	...	...	...	...	...	...	...	...	...	...
13.2	...	13.2	9	...	9	1,232.1	...	1,232.1	59.8	...	59.3	26.8	...	26.8	26.8	...	26.8	...	5
...	...	...	...	...	...	...	...	...	...	...	...	...	...	...	...	...	...	...	...
...	...	...	...	...	...	...	...	...	...	...	...	...	...	...	...	...	...	...	...
13.2	...	13.2	9	...	9	1,232.1	...	1,232.1	59.3	...	59.3	26.8	...	26.8	26.8	...	26.8	...	...
4.8	0.1	4.9	4	1	5	518.8	883.3	507.2	14.6	4.8	14.8	12.2	47.6	14.3	12.2	47.6	14.3	...	6
0.2	...	0.2	...	...	...	185.2	...	222.2	7.4	...	7.4	...	...	...	...	...	...	...	...
...	...	...	...	...	...	...	...	...	...	...	...	...	...	...	...	...	...	...	...
5.0	0.1	5.1	4	1	5	493.0	380.9	486.7	14.1	4.8	13.6	11.3	47.6	13.3	11.3	47.6	13.3	...	...
...	...	...	...	...	...	...	...	...	...	...	...	...	...	...	...	...	...	...	...
3.1	...	3.1	20	2	22	243.4	68.7	243.4	7.1	...	6.9	20.7	133.3	28.6	45.8	133.3	48.7	...	7
0.1	...	0.1	...	...	...	121.2	...	1.7.6	3.0	...	2.9	...	...	...	...	...	...	...	...
...	...	...	...	...	...	...	...	...	...	...	...	...	...	...	...	...	...	...	...
3.2	...	3.2	20	2	22	239.9	62.3	234.1	6.3	...	6.6	27.6	125.0	26.7	42.5	125.0	45.2	...	...
...	...	...	...	...	...	...	...	...	...	...	...	...	...	...	...	...	...	...	...
1.5	...	1.5	1	...	1	196.5	...	197.1	11.0	...	10.9	7.4	...	7.3	7.4	...	7.3	...	8
...	...	...	...	...	...	...	...	...	...	...	...	...	...	...	...	...	...	...	...
...	...	...	...	...	...	...	...	...	...	...	...	...	...	...	...	...	...	...	...
1.5	...	1.5	1	...	1	186.2	...	194.0	10.3	...	10.3	6.9	...	6.8	6.9	...	6.8	...	...

## STATEMENT No. XIV

1	2	3			4			5			6						
		Number of Prisoners that can be accommodated in the parts of Jails devoted to Convicts, Under-trial and Civil Prisoners respectively but exclusive of Hospital and Observation Cells.															
		M. F. Total.			M. F. Total.			M. F. Total.			M. F. Total.						
Serial Number.	Jails.	Average daily strength. Maximum Population on any one day. Number admitted into Hospital.															
		M.	F.	Total.	M.	F.	Total.	M.	F.	Total.	M.	F.	Total.				
9	Kankan—continued.	Ratnagiri—															
		Convicts ...	172	13	191	134	7	141	237	8	245	59	1	60			
		Under-trial ...	7	5	12	2	...	2	9	2	11	2	...	2			
		Civil ...	8	3	11	1	...	1	3	...	3	...	...	...			
	Total ...	192	21	214	137	7	144	249	10	259	61	1	62				
10	Thana—	Convicts ...	526	71	597	767	40	807	857	53	910	566	32	598			
		Under-trial ...	...	...	...	7	1	8	18	2	20	1	...	1			
		Civil ...	32	...	32	9	...	9	25	...	25	...	...	...			
		Total ...	558	71	629	783	41	824	900	55	955	567	32	599			
11	Ahmedabad—	Convicts ...	87	44	861	1,130	36	1,166	1,555	42	1,597	607	20	627			
		Under-trial ...	20	10	30	65	3	68	160	...	160	25	1	26			
		Civil ...	18	12	30	10	...	10	21	...	21	...	...	...			
		Total ...	855	66	921	1,205	39	1,244	1,736	42	1,778	632	21	653			
12	Gujarat—	Rajkot—															
		Convicts ...	74	8	82	104	4	108	112	3	115	67	1	68			
		Under-trial ...	11	2	13	10	...	10	53	1	54	1	...	1			
		Civil ...	...	...	...	...	...	...	1	...	1	...	...	...			
	Total ...	85	10	95	114	4	118	166	4	170	68	1	69				
13	Karachi—	Convicts ...	280	28	308	322	3	325	375	3	378	253	2	255			
		Under-trial ...	14	6	20	15	...	15	34	1	35	2	...	2			
		Civil ...	10	10	20	2	...	2	8	...	8	...	...	...			
		Total ...	304	44	348	339	3	342	417	4	421	255	2	257			
14	Hyderabad—	Convicts ...	737	32	769	994	8	1,002	1,074	7	1,081	200	3	203			
		Under-trial ...	20	10	30	62	1	63	99	2	101	12	...	12			
		Civil ...	13	7	20	3	...	3	9	...	9	...	...	...			
		Total ...	770	49	819	1,059	9	1,068	1,182	9	1,191	212	3	215			
15	Sindh—	Shikarpur—															
		Convicts ...	364	15	379	404	4	468	565	3	568	213	...	213			
		Under-trial ...	14	5	19	17	...	17	6	...	6	1	...	1			
		Civil ...	23	7	30	6	...	6	15	1	16	...	...	...			
	Total ...	401	27	428	427	4	491	586	4	590	214	...	214				
16	Sindh Gang—	Convicts ...	...	...	...	409	...	409	489	...	489	207	...	207			
		Under-trial ...	...	...	...	...	...	...	...	...	...	...	...	...			
		Civil ...	...	...	...	...	...	...	...	...	...	...	...	...			
		Total ...	...	...	...	409	...	409	489	...	489	207	...	207			
17	Aden—	Convicts ...	76	3	79	29	...	29	42	1	43	3	...	3			
		Under-trial ...	...	...	...	...	...	...	2	...	2	...	...	...			
		Civil ...	12	...	12	2	...	2	7	...	7	...	...	...			
		Total ...	88	3	91	31	...	31	51	1	52	3	...	3			

VITAL—continued.

7			8			9												10	
Daily average number of Sick.			Number of deaths in and out of Hospital.			RATIO PER MILL OF AVERAGE STRENGTH.													
						A.			B.			C.			D.				
M. F. Total.			M. F. Total.			Of admission into Hospital.			Of daily average number Sick.			Of deaths from all causes except Cholera.			Of deaths from all causes both in and out of Hospital.				
						M.	F.	Total.	M.	F.	Total.	M.	F.	Total.	M.	F.	Total.	M.	F.
4.6	0.1	4.7	2	...	2	440.3	142.9	425.5	34.3	14.3	33.3	14.9	...	14.2	14.0	...	14.2	9	
...	...	...	...	...	...	1,000.0	...	1,000.0	...	...	...	...	...	...	...	...	...	...	...
4.6	0.1	4.7	2	...	2	445.3	142.9	430.6	33.6	14.3	32.6	14.6	...	13.9	14.6	...	13.9	...	
34.9	1.5	36.4	59	...	59	737.9	800.0	741.0	45.5	37.5	45.1	76.9	...	73.1	76.9	...	73.1	10	
...	...	...	...	...	...	142.8	...	125.0	...	...	...	...	...	...	...	...	...	...	...
34.9	1.5	36.4	59	...	59	724.1	789.5	726.9	44.6	36.6	44.2	75.4	...	71.6	75.4	...	71.6	...	
21.2	1.8	23.0	17	...	17	537.2	555.5	537.7	18.8	50.0	19.7	15.0	...	14.6	15.0	...	14.6	11	
0.8	...	0.8	1	...	1	334.6	333.3	332.4	12.3	...	11.8	15.4	...	14.7	15.4	...	14.7	...	
...	...	...	...	...	...	...	...	...	...	...	...	...	...	...	...	...	...	...	...
22.0	1.8	23.8	18	...	18	524.5	538.5	524.9	18.3	46.2	19.1	14.9	...	14.5	14.9	...	14.5	...	
1.9	...	1.9	1	...	1	644.2	230.0	629.3	18.3	...	17.6	9.6	...	9.3	9.6	...	9.3	12	
...	...	...	...	...	...	100.0	...	100.0	...	...	...	...	...	...	...	...	...	...	...
1.9	...	1.9	1	...	1	596.5	250.0	581.7	16.7	...	16.1	8.8	...	8.5	8.8	...	8.5	...	
11.7	0.4	12.1	3	...	3	735.7	666.7	734.6	36.3	133.3	37.2	9.3	...	9.2	9.3	...	9.2	13	
0.7	...	0.7	...	...	...	133.3	...	133.3	46.7	...	46.7	...	...	...	...	...	...	...	...
...	...	...	...	...	...	...	...	...	...	...	...	...	...	...	...	...	...	...	...
12.4	0.4	12.8	3	...	3	754.4	500.0	751.4	36.6	133.3	37.4	8.9	...	8.8	8.9	...	8.8	...	
12.9	0.8	13.2	15	1	16	201.2	375.0	202.6	13.0	37.5	13.2	15.1	125.0	16.0	15.1	125.0	16.0	14	
0.3	...	0.3	...	...	...	193.5	...	190.5	4.8	...	4.8	...	...	...	...	...	...	...	...
...	...	...	...	...	...	...	...	...	...	...	...	...	...	...	...	...	...	...	...
13.2	0.3	13.5	15	1	16	200.2	333.3	201.3	12.5	33.3	12.6	14.2	111.1	15.0	14.1	111.1	15.0	...	
10.0	...	10.0	12	...	12	459.1	...	455.1	21.5	...	21.4	25.6	...	25.9	25.6	...	25.9	15	
...	...	...	...	...	...	58.8	...	58.8	...	...	...	...	...	...	...	...	...	...	...
...	...	...	...	...	...	...	...	...	...	...	...	...	...	...	...	...	...	...	...
10.0	...	10.0	12	...	12	439.4	...	435.3	20.5	...	20.4	24.6	...	24.4	24.6	...	24.4	...	
7.1	...	7.1	1	...	1	506.1	...	506.1	17.4	...	17.4	2.4	...	2.4	2.4	...	2.4	16	
...	...	...	...	...	...	...	...	...	...	...	...	...	...	...	...	...	...	...	...
...	...	...	...	...	...	...	...	...	...	...	...	...	...	...	...	...	...	...	...
7.1	...	7.1	1	...	1	506.1	...	506.1	17.4	...	17.4	2.4	...	2.4	2.4	...	2.4	...	
...	...	...	...	...	...	...	...	...	...	...	...	...	...	...	...	...	...	...	...
...	...	...	...	...	...	...	...	...	...	...	...	...	...	...	...	...	...	...	...
...	...	...	...	...	...	103.4	...	103.4	...	...	...	...	...	...	...	...	...	...	17
...	...	...	...	...	...	...	...	...	...	...	...	...	...	...	...	...	...	...	...
...	...	...	...	...	...	...	...	...	...	...	...	...	...	...	...	...	...	...	...
...	...	...	...	...	...	96.8	...	96.8	...	...	...	...	...	...	...	...	...	...	...

## STATEMENT No. XIV.

1 Serial Number.	2 Jails.	3			4			5			6		
		Number of Prisoners that can be accommodated in the parts of Jails devoted to Convicts, Under-trial and Civil Prisoners respectively, but exclusive of Hospital and observation Cells.			Average daily strength.			Maximum Population on any one day.			Number admitted into Hospital.		
		M.	F.	Total.	M.	F.	Total.	M.	F.	Total.	M.	F.	Total.
1899.													
Central and District Jails—													
	Convicts ... ..	5,407	378	5,785	8,395	192	8,587	10,561	231	10,792	5,364	75	5,439
	Under-trial ... ..	197	60	257	324	9	333	867	21	888	71	2	73
	Civil ... ..	383	62	445	61	...	61	170	1	171	3	...	3
	Total ... ..	5,987	500	6,487	8,780	201	8,981	11,598	253	11,851	5,438	77	5,515
Subordinates Jails—													
	Convicts ... ..	667	170	837	533	25	558	1,117	73	1,190	493	25	518
	Under-trial... ..	219	39	258	389	10	349	966	36	1,002	257	13	270
	Civil ... ..	86	16	102	12	...	12	29	...	29	...	...	...
	Total ... ..	972	225	1,197	884	35	919	2,112	109	2,221	750	38	788
Lock-ups—													
	Under-trial... ..	2,527	1,422	3,949	1,007	42	1,049	4,999	293	5,292	242	16	258
Grand Total—													
	Convicts ... ..	6,074	548	6,622	8,928	217	9,145	11,678	304	11,982	5,867	100	5,967
	Under-trial... ..	2,943	1,521	4,464	1,670	61	1,731	6,832	350	7,182	670	31	601
	Civil ... ..	469	78	547	73	...	73	199	1	200	3	...	3
	Total ... ..	9,486	2,147	11,633	10,671	278	10,949	18,709	655	19,364	6,430	131	6,561
1898.													
Central and District Jails—													
	Convicts ... ..	5,385	378	5,763	7,942	166	8,128	9,579	218	9,797	6,274	78	6,352
	Under-trial ... ..	197	60	257	260	7	267	767	11	778	75	...	75
	Civil ... ..	383	94	477	64	...	64	163	1	164	4	...	4
	Total ... ..	5,965	532	6,497	8,266	193	8,459	10,509	230	10,739	6,353	78	6,431
Subordinate Jails—													
	Convicts ... ..	645	160	805	424	23	447	821	53	874	494	36	530
	Under-trial... ..	197	39	236	320	9	329	859	27	886	394	20	414
	Civil ... ..	86	16	102	13	...	13	25	...	25	...	...	...
	Total ... ..	928	215	1,143	757	32	789	1,705	80	1,785	888	56	944
Lock-ups—													
	Under-trial ... ..	2,508	1,419	3,927	886	33	919	4,546	260	4,806	301	13	314
Grand Total—													
	Convicts ... ..	6,030	598	6,568	8,366	209	8,575	10,400	271	10,671	6,768	114	6,882
	Under-trial... ..	2,902	1,518	4,420	1,466	49	1,515	6,172	298	6,470	770	33	803
	Civil ... ..	469	110	579	77	...	77	188	1	189	4	...	4
	Total ... ..	9,401	2,166	11,567	9,909	258	10,167	16,760	570	17,330	7,542	147	7,689

-VITAL-concluded.

7			8			9												10
Daily average number of sick.			Number of deaths in and out of Hospital.			RATIO PER MILE OF AVERAGE STRENGTH.												
						A.			B.			C.			D.			
M. F. Total.			M. F. Total.			Of admissions into Hospital.			Of daily average number sick.			Of deaths from all causes except cholera.			Of deaths from all causes both in and out of Hospital.			
						M.	F.	Total.	M.	F.	Total.	M.	F.	Total.	M.	F.	Total.	
239.6	4.4	244.0	216	4	220	659.0	390.6	638.4	28.5	23.9	28.4	24.9	20.8	24.8	25.7	20.8	25.6	
2.5	...	2.5	2	...	2	219.1	222.6	219.2	7.7	...	7.5	6.2	...	6.0	6.2	...	6.0	
...	...	...	...	...	...	49.2	...	49.2	...	...	...	...	...	...	...	...	...	
242.1	4.4	246.5	218	4	222	619.4	388.1	614.1	27.6	21.9	27.4	24.0	19.9	23.9	24.8	19.0	24.7	
13.2	1.2	14.4	16	1	17	925.0	1,000.0	928.8	24.8	48.0	25.8	80.0	40.0	80.5	80.0	40.0	80.5	
5.4	0.3	5.7	10	...	10	768.1	1,800.0	773.6	15.9	80.0	16.8	29.5	...	28.7	29.5	...	28.7	
...	...	...	...	...	...	...	...	...	...	...	...	...	...	...	...	...	...	
18.6	1.5	20.1	26	1	27	848.4	1,085.7	857.5	21.0	42.9	21.9	29.4	28.6	29.4	29.4	28.6	29.4	
3.6	0.3	3.9	26	1	27	240.3	381.0	246.0	3.6	7.1	3.7	21.8	23.8	24.8	25.8	23.8	25.7	
252.8	5.6	258.4	232	5	237	656.0	460.8	651.4	28.8	25.8	28.8	25.2	23.0	25.2	26.0	23.8	25.9	
11.5	0.6	12.1	38	1	39	341.3	508.2	347.2	6.9	9.8	7.0	22.1	16.4	22.0	22.8	16.4	22.6	
...	...	...	...	...	...	41.1	...	41.1	...	...	...	...	...	...	...	...	...	
264.3	6.2	270.5	270	6	276	602.6	471.2	599.2	24.8	23.3	24.7	24.6	21.6	24.4	25.8	21.6	26.2	
237.0	4.0	241.0	183	3	186	790.0	419.4	781.5	29.8	21.5	29.7	23.0	16.1	22.9	23.0	16.1	22.0	
2.3	0.1	2.4	4	...	4	288.5	...	280.9	8.8	14.3	9.0	15.4	...	15.0	15.4	...	16.0	
0.2	...	0.3	...	...	...	62.5	...	62.5	4.7	...	4.7	...	...	...	...	...	...	
239.6	4.1	243.7	187	8	190	768.6	404.1	760.3	29.0	21.2	28.8	22.6	15.5	22.5	22.6	15.5	22.5	
13.1	0.6	13.7	6	1	7	1,165.1	1,565.2	1,185.7	30.9	26.1	30.6	14.2	48.5	15.7	14.2	43.5	15.7	
8.7	1.5	10.2	9	...	9	1,231.2	2,222.2	1,268.4	27.2	166.7	81.0	28.1	...	27.4	28.1	...	27.4	
...	...	...	...	...	...	...	...	...	...	...	...	...	...	...	...	...	...	
21.8	2.1	23.9	15	1	16	1,173.1	1,750.0	1,196.5	23.8	65.6	30.8	19.8	81.2	20.8	19.8	81.2	20.8	
5.5	0.2	5.7	9	1	10	339.7	98.9	341.7	6.2	6.1	6.2	10.2	80.3	10.9	10.2	80.3	10.9	
250.1	4.6	254.7	189	4	193	809.0	545.5	802.6	29.9	22.0	29.7	22.6	19.1	22.5	22.6	19.1	22.5	
16.5	1.3	18.3	22	1	23	525.2	678.4	530.0	11.3	36.7	12.1	15.0	20.4	15.1	15.0	20.4	15.1	
0.3	...	0.3	...	...	...	61.9	...	61.9	3.9	...	3.9	...	...	...	...	...	...	
266.9	6.4	273.3	211	5	216	761.1	569.8	756.3	26.9	24.8	26.9	21.8	19.4	21.2	21.8	19.4	21.2	

Serial Number.

STATEMENT No. XV.—VITAL.

Showing the Admissions and Deaths from the Chief Diseases among the Convicts in the Jails and Subsidiary Jails of Bombay during the year 1899.

Serial Number.	Jails.	3												4																						
		A.		B.		C.		D.		E.		F.		G.		H.		I.		J.		RATIO OF ADMISSIONS AND OF DEATHS PER MILLER OF AVERAGE STRENGTH FROM														
		Cholera.		Dysentery.		Malarial fevers.		Tubercle of the lungs, tuberculous phthisis and isomptysis due to tubercle.		Anemia and debility.		Other General diseases.*		Pneumonia.		Other Respiratory diseases.		Diarrhea.		Abscesses, Boils and Ulcers of all kinds.		Cholera.		Dysentery.		Malarial fevers.		Pneumonia.		Diarrhea.		All causes.				
		A.	D.	A.	D.	A.	D.	A.	D.	A.	D.	A.	D.	A.	D.	A.	D.	A.	D.	A.	D.	A.	D.	A.	D.	A.	D.	A.	D.	A.	D.	A.	D.			
1	Bombay.	Common Prison	...	...	8	...	28	1	3	1	6	1	242	24	3	...	1	...	10	1	2	...	...	...	23.2	...	66.7	2.9	3.7	...	29.0	2.9	892.8	130.4		
2		House of Correction	...	...	1	...	1	...	...	...	1	...	1	...	...	...	...	...	...	...	...	...	...	...	...	83.3	...	83.3	...	...	...	...	333.3	...		
3	Deccan	Natives	...	...	13	...	53	...	12	5	7	1	14	...	4	...	8	...	18	...	9	...	...	...	46.6	...	190.0	...	14.3	...	64.5	...	637.0	31.5		
4		Yerrowda	...	...	32	1	497	1	3	2	27	...	269	3	15	8	70	1	49	...	314	...	...	...	17.0	0.5	259.2	0.5	8.0	3.2	26.1	...	691.5	9.0		
5	Deccan Gang	Dhulia	...	...	26	1	49	...	...	...	1	...	12	...	1	...	12	...	3	1	29	...	...	...	75.8	2.9	142.9	...	2.9	...	8.7	2.9	443.1	11.7		
6		Deccan Gang	...	...	35	3	129	...	...	...	10	...	36	...	7	2	12	...	53	2	89	...	...	...	104.2	8.9	333.3	...	20.8	6.0	157.7	6.0	1232.1	26.8		
7	Southern Maratha Country.	Bijapur	...	...	14	...	51	...	...	...	1	1	20	...	5	1	7	...	5	1	22	...	...	...	40.1	...	146.1	...	14.3	2.9	14.3	2.9	607.2	14.3		
8		Dhárwar	...	...	12	7	15	2	24	...	...	...	3	3	12	...	10	3	4	2	5	2	5	...	26.5	16.5	33.2	4.4	53.1	...	22.1	6.6	13.3	4.4	243.4	43.7
9	Konkan	Karwar	...	...	8	1	1	...	1	...	...	...	4	...	1	...	2	...	3	...	4	...	...	...	58.4	7.3	7.3	...	7.3	...	21.9	...	107.1	7.3		
10		Ratnagiri	...	...	69	7	179	8	13	9	11	...	106	12	11	6	31	6	52	6	24	...	...	...	35.5	...	99.3	...	...	...	...	...	425.5	14.2		
11	Gojarat	Tána.	...	...	67	3	102	1	6	2	12	2	90	...	33	3	7	1	55	23	63	...	...	...	85.5	8.7	221.8	9.9	13.6	7.4	64.4	7.4	741.0	73.1		
12		Abmedabad Rajkot	...	...	2	...	25	...	...	...	...	...	5	...	...	...	3	...	8	...	13	...	...	...	18.5	...	231.5	...	...	...	74.1	...	629.6	9.3		
13	Sind	Kartchl	...	...	30	...	54	...	6	1	4	...	24	...	4	1	30	...	8	1	30	...	...	...	92.3	...	168.2	...	12.3	3.1	24.6	3.1	734.0	6.3		
14		Hyderabad	...	...	22	2	23	...	11	3	...	...	21	...	2	7	3	9	2	6	...	31	...	...	22.0	2.0	23.0	...	7.0	3.0	6.0	...	202.3	18.0		
15	Sind Gang	Shikarpur	...	...	22	3	58	...	...	...	3	...	23	...	42	3	8	2	6	...	19	...	...	...	47.0	4.3	119.7	...	59.7	17.1	12.3	...	453.1	25.9		
16		Sind Gang	...	...	5	...	12	1	...	...	...	...	121	...	11	...	26	...	11	...	6	...	...	...	19.6	...	29.3	2.4	39.9	...	23.9	...	563.1	2.4		
17	Adon	Adon	...	...	...	...	...	...	...	...	...	2	...	...	...	1	...	...	...	...	...	...	...	...	...	...	...	...	...	...	...	...	103.4	...		
Total, 1899.		Prisons	...	...	12	7	377	22	1,283	12	54	23	87	8	1,016	42	164	33	254	15	293	16	623	...	1.4	0.8	43.9	2.6	149.4	1.4	17.9	3.8	34.1	1.9	633.4	25.6
		Subsidiary Jails	...	...	...	...	...	...	...	...	...	...	6	1	123	3	8	.3	29	3	60	2	46	...	...	...	41.2	3.3	317.2	1.8	14.3	5.4	107.5	3.6	823.3	30.5
		Total	...	...	12	7	400	24	1,460	13	54	23	95	9	1,144	45	162	36	283	18	353	18	669	...	1.3	0.8	43.7	2.6	159.7	1.4	17.7	3.9	33.6	2.0	651.4	25.9
Total, 1898.		Prisons	...	...	286	11	2,188	19	56	15	144	8	907	31	155	40	306	7	330	17	617	...	...	...	...	35.2	1.4	269.2	2.3	19.1	4.9	40.6	3.1	731.9	22.9	
		Subsidiary Jails	...	...	34	2	116	...	...	...	4	...	94	2	3	1	13	1	43	...	26	...	...	...	...	76.1	4.5	259.5	...	6.7	2.2	94.0	...	1,185.7	15.7	
		Total	...	...	320	13	2,304	19	66	15	148	8	1,001	33	168	41	321	8	372	17	643	...	...	...	...	37.3	1.5	268.7	2.2	18.4	4.8	43.4	2.0	802.9	22.5	

\* Excludes prisoners who died out of the Jail Hospitals.



STATEMENT No. XVI—VITAL.

Showing the Mortality among the Convicts in the Jails and Subsidiary Jails of Bombay during the year 1899, according to the length of Original Sentences.

p 148-17

Serial Number.	Jails.	3			4			5			6			7			8			Serial Number.	
		NOT EXCEEDING SIX MONTHS.			ABOVE SIX MONTHS AND NOT EXCEEDING ONE YEAR.			ABOVE ONE YEAR AND NOT EXCEEDING THREE YEARS.			ABOVE THREE YEARS AND NOT EXCEEDING SEVEN YEARS.			ABOVE SEVEN YEARS.			Total.				
		Average number.	Deaths.	Ratio of deaths per mille of average number.	Average number.	Deaths.	Ratio of deaths per mille of average number.	Average number.	Deaths.	Ratio of deaths per mille of average number.	Average number.	Deaths.	Ratio of deaths per mille of average number.	Average number.	Deaths.	Ratio of deaths per mille of average number.	Average number.	Deaths.	Ratio of deaths per mille of average number.		
1	Bombay.	Common Prison ...	268	83	123.1	54	6	111.1	12	6	500.0	11	...	...	3	...	...	348	48	129.9	1
2		House of Europeans Correction { Natives ...	18	1	50.0	...	...	...	...	1	6.1	...	...	...	...	...	...	...	18	...	...
3	Deccan.	Yerrowda ...	194	5	25.6	283	...	...	423	1	2.4	698	5	8.4	379	6	15.8	1,377	17	9.1	3
4		Dhulla ...	87	...	...	75	1	13.3	80	2	25.0	76	1	13.2	44	...	...	362	4	11.0	4
5		Deccan Gang ...	58	2	34.5	123	3	24.4	130	4	30.8	13	...	...	3	...	...	327	9	27.6	5
6	Southern Maratha Country.	Bijapur ...	118	2	16.9	81	1	12.3	63	1	15.9	74	...	...	19	1	52.6	355	5	14.1	6
7		Dharwar ...	97	7	72.2	114	5	43.9	117	7	59.8	97	1	10.3	41	2	48.3	466	22	47.2	7
8	Konkan.	Karwar ...	30	...	...	7	...	...	7	1	142.9	94	...	...	8	...	...	146	1	6.8	8
9		Ratnagiri ...	17	1	53.8	18	...	...	61	...	...	43	1	23.3	6	...	...	145	2	13.8	9
10		Thana ...	361	4	11.4	126	21	166.7	137	8	58.4	106	18	169.8	90	8	88.9	810	59	72.8	10
11	Gujarat.	Ahmedabad ...	274	6	21.9	179	1	5.6	298	2	6.7	283	3	11.4	171	5	29.2	1,185	17	14.3	11
12		Rajkot ...	11	...	...	14	...	...	41	1	22.7	25	...	...	16	...	...	109	1	9.2	12
13	Sind ...	Karachi ...	76	...	...	70	1	14.3	62	2	38.5	95	...	...	35	...	...	323	3	9.1	13
14		Hyderabad ...	161	2	12.4	218	4	18.3	152	3	19.7	270	2	7.4	197	5	25.4	998	16	16.0	14
15		Shikarpur ...	143	...	...	153	7	45.2	75	4	53.3	65	...	...	31	1	32.3	463	12	25.6	15
16		Sind Gang ...	20	...	...	143	...	...	197	1	5.1	60	...	...	4	...	...	4.4	1	2.4	16
17	Adon ...	Aden ...	13	...	...	7	...	...	8	...	...	...	...	1	...	...	29	...	...	17	
Total, 1899 ...		Prisons ...	1,950	63	32.3	1,712	50	29.2	2,019	44	21.8	1,923	34	17.7	1,049	29	27.6	8,653	220	25.4	
		Subsidiary Jails	501	13	25.9	30	3	100.0	15	...	...	18	1	55.6	6	...	...	570	17	29.8	
		Total ...	2,451	76	31.0	1,742	53	30.4	2,034	44	21.6	1,941	35	18.0	1,055	29	27.5	9,223	237	25.7	
Total, 1898 ...		Prisons ...	1,932	42	21.7	1,684	32	19.0	1,901	53	27.9	1,654	31	18.7	987	28	28.4	8,153	186	22.8	
		Subsidiary Jails	370	7	18.9	46	...	...	17	...	...	16	...	...	5	...	...	454	7	15.4	
		Total ...	2,302	49	21.3	1,730	32	18.5	1,918	63	27.6	1,670	31	18.6	992	28	28.2	8,612	193	22.4	

59

STATEMENT No. XVII—VITAL.

Showing the Mortality among the Convicts in the Jails and Subsidiary Jails of Bombay during the year 1899, according to length of time passed in Jail.

1	2	3			4			5			6			7			8			9					
		NOT EXCEEDING SIX MONTHS.			ABOVE SIX MONTHS AND NOT EXCEEDING ONE YEAR.			ABOVE ONE YEAR AND NOT EXCEEDING TWO YEARS.			ABOVE TWO YEARS AND NOT EXCEEDING THREE YEARS.			ABOVE THREE YEARS AND NOT EXCEEDING SEVEN YEARS.			ABOVE SEVEN YEARS.								
		Average number.	Deaths.	Ratio of deaths per mille of average number.	Average number.	Deaths.	Ratio of deaths per mille of average number.	Average number.	Deaths.	Ratio of deaths per mille of average number.	Average number.	Deaths.	Ratio of deaths per mille of average number.	Average number.	Deaths.	Ratio of deaths per mille of average number.	Average number.	Deaths.	Ratio of deaths per mille of average number.						
Serial Number.	Jails.																			Serial Number.					
		1	Bombay.	Common Prison ...	280	44	157.1	37	...	...	14	1	71.4	7	...	...	9	...	...		1	...	...	1	
				House of Correction. Europeans ...	18	...	...	...	...	...	...	...	...	...	...	...	...	...	...		...	...	...		...
		2		House of Correction. Natives ...	142	1	7.0	54	1	18.5	64	...	...	11	8	272.7	2	1	500.0		...	...	...	...	3
				3	Deccan.	Yerrowda ...	447	7	15.7	323	...	...	449	2	4.5	188	...	...	332		8	24.1	138	...	
		4				Dhulia ...	160	2	12.5	68	1	15.9	79	1	12.7	46	...	...	7		...	...	7	...	...
				5		Deccan Gang ...	111	4	36.0	116	2	17.2	80	3	37.5	13	...	...	6		...	...	1	...	...
		6	Southern Marátha Country.			Bijápur ...	219	4	18.3	53	...	...	60	1	16.7	13	...	...	5		...	...	...	...	...
				7		Dharwár ...	297	20	67.3	70	1	14.3	51	1	19.6	25	...	...	20		...	...	3	...	...
		8	Konkan.			Kárwár ...	57	1	17.5	19	...	...	41	...	...	20	...	...	9		...	...	...	...	...
				9		Ratnágiri ...	57	1	17.5	27	...	...	43	1	23.3	11	...	...	6		...	...	1	...	...
		10				Thána ...	460	14	30.4	132	18	186.4	71	23	323.9	73	3	41.1	41		1	24.4	33	...	...
				11	Gujarát.	Ahmedabad ...	552	8	14.5	212	2	9.4	173	3	17.2	75	1	13.3	122		2	16.4	50	1	20.0
		12				Rájkot ...	44	1	22.7	26	...	...	20	...	...	7	...	...	12		...	...	...	...	...
				13	Sind.	Karachi ...	143	1	6.8	73	...	...	42	1	23.8	28	1	35.7	33		...	...	4	...	...
		14				Hyderabad ...	467	5	10.7	108	3	27.3	197	7	35.5	33	...	...	134		1	7.5	9	...	...
				15		Shikárpur ...	320	10	31.2	97	2	20.6	33	...	...	5	...	...	10		...	...	3	...	...
16		Sind Gang ...	116			...	...	161	1	6.2	92	...	...	13	...	...	25	...	...	2	...	...	17		
		17	Aden.	Aden ...	20	...	...	6	...	...	2	...	...	...	...	...	1	...	...	...	...	...		17	
Total, 1899	Prisons			...	3,910	123	31.5	1,582	31	19.6	1,512	2	44	29.1	623	3	12.3	774	13	16.3	252	1	4.0		
		Subsidiary Jails	...	552	15	27.2	3	...	333.3	2	...	...	7	...	142.9	5	...	...	1	...	...	...	...		
Total			...	4,462	138	30.9	1,585	32	20.2	1,514	44	29.1	630	9	14.3	779	13	16.7	253	1	4.0				
		Total, 1898	Prisons	...	3,613	96	26.6	1,579	34	21.5	1,245	30	24.1	759	3	6.6	667	15	22.5	295	6	20.3			
Subsidiary Jails	...			420	7	16.7	21	...	...	6	...	...	3	...	...	4	...	...	...	...	...	...	...		
	Total		...	4,033	103	25.5	1,600	34	21.2	1,251	30	24.0	762	5	6.6	671	15	22.4	295	6	20.3				

STATEMENT No. XVIII.

Showing Particulars regarding Prisoners under trial in the Jails and Subsidiary Jails of Bombay during the year 1899.

1	2	3		4		5			6			7			8			9		10		11		12			13		
		Number remaining at the close of previous year.		Number received.		Total.			Average daily number.			Released.			Convicted and sentenced.			Transferred.		Escaped.		Died.		Remaining on 31st December 1899.					
		M.	F.	M.	F.	M.	F.	Total.	M.	F.	Total.	M.	F.	Total.	M.	F.	Total.	M.	F.	M.	F.	M.	F.	M.	F.	Total.			
1	Bombay...	Common Prison	8	1	688	34	641	35	676	13	1	14	201	15	216	255	18	273	...	...	...	...	...	...	25	2	27	1	
2		House of Correction.	...	...	9	...	...	9	...	...	...	...	5	...	5	...	...	...	8	...	...	...	...	...	1	...	1	2	
3	Deccan ...	Yerowda	35	...	73	9	100	9	109	8	1	9	20	6	26	23	3	76	1	...	...	...	...	...	6	...	6	3	
4		Dhulia	34	1	978	11	1,010	12	1,022	57	1	58	238	2	240	439	10	439	140	...	...	...	...	1	...	202	...	202	4
5	Deccan Gang	...	...	...	...	...	...	...	...	...	...	...	...	...	...	...	...	...	...	...	...	...	...	...	...	...	...	5	
6	Southern Maratha Country	Bijapur	7	1	310	6	317	7	324	27	...	27	166	2	168	07	3	70	22	1	...	...	...	...	62	1	63	6	
7		Dhárwar	5	...	602	18	607	18	625	38	1	34	170	2	172	224	10	234	0	...	...	...	...	...	104	6	110	7	
8	Konkan ...	Karwar	3	...	92	2	95	2	97	8	...	8	24	2	26	09	...	60	...	...	...	...	...	...	2	...	2	8	
9		Ratnagiri	2	...	33	5	34	5	39	2	...	2	10	...	10	12	...	8	15	...	...	...	...	...	2	...	2	5	
10	Thana	4	...	74	5	78	5	83	7	1	8	16	1	17	44	8	47	1	...	...	...	...	...	17	1	18	9		
11	Gujarat...	Ahmedabad	57	...	581	22	639	22	660	65	8	68	231	8	239	801	13	314	3	...	...	...	...	1	...	102	1	108	11
12	Rajkot	5	1	200	6	205	6	211	10	...	10	76	3	79	00	3	93	20	...	...	...	...	...	19	...	19	12		
13	Sind ...	Karachi	11	...	359	6	400	6	406	15	...	15	130	2	132	211	2	213	34	...	...	...	...	...	29	1	30	12	
14		Hyderabad	23	1	1,043	8	1,048	9	1,054	63	1	64	47	...	47	103	6	108	772	...	...	...	...	...	84	...	84	14	
15	Shikarpur	16	...	285	11	301	11	312	17	...	17	101	6	107	00	1	91	102	4	...	...	...	...	...	8	...	8	15	
16	Sind Gang	...	...	...	...	...	...	...	...	...	...	...	...	...	...	...	...	...	...	...	...	...	...	...	...	...	...	16	
17	Aden ...	Adon	1	...	3	...	4	...	4	...	...	...	...	...	...	1	...	1	3	...	...	...	...	...	...	...	...	17	
Total, 1899.		Prisons	204	5	5,005	142	5,299	147	5,446	324	9	338	1,495	49	1,544	2,059	75	2,134	1,109	9	...	...	...	3	...	634	14	648	
		Subsidiary Jails	279	7	4,652	233	4,875	242	5,117	339	10	349	1,417	95	1,512	1,885	83	1,978	1,022	42	1	...	...	10	...	480	12	492	
		Lock-ups	703	20	60,863	3,312	61,596	3,832	64,928	1,007	42	1,049	7,377	577	8,454	40,866	2,333	43,219	11,474	276	13	...	...	26	...	1,920	45	1,965	
Total			1,180	32	70,640	3,689	71,770	3,721	75,491	1,670	61	1,731	10,949	731	11,570	44,830	2,601	47,331	18,605	427	14	...	...	38	1	2,434	71	2,505	
Total, 1898.		Prisons	320	10	4,303	128	4,528	136	4,664	297	7	297	1,337	47	1,404	1,730	70	1,800	1,228	14	5	...	...	4	...	204	5	209	
		Subsidiary Jails	379	4	4,111	144	4,300	148	4,538	320	9	329	1,462	55	1,517	1,870	64	1,944	811	22	5	...	...	9	...	223	7	230	
		Lock-ups	708	31	50,356	2,619	51,059	2,650	53,738	886	33	919	7,740	462	8,303	30,067	1,889	34,936	9,465	307	24	1	9	1	703	20	723		
Total			1,307	45	88,769	2,919	89,978	2,964	93,940	1,466	49	1,515	10,559	564	11,123	36,707	2,023	38,730	11,524	343	34	1	22	1	1,130	32	1,162		

STATEMENT A.

Showing the Nature and Amount of Accommodation for each Class of Prisoners in the Jails of Bombay at the close of the year 1899.

1	2	3	4														18	19	20	21				
			NUMBER OF PRISONERS WHO COULD BE ACCOMMODATED ON 31ST DECEMBER 1899 IN THE PART OF THE JAIL DEVOTED TO																					
			Hospital.		Observation Cells.		Civil Prisoners.		Under-trials.		Europeans.		Juvenile Convicts.	Female Convicts.	Male Convicts.	Grand Total.					Superficial Area per prisoner in Square Yards in the enclosures (Ward and Workshop) to which the prisoners are ordinarily confined.	By Jail Department.	By Public Works Department.	
			M.	F.	M.	F.	M.	F.	M.	F.	M.	F.												
Serial Number.	Name of Jail and Standard of Accommodation.		Description of Accommodation.																REMARKS.					
	For Ordinary Prisoner.		For Hospital Prisoner.																					
Not less than		Not less than																						
450 C. ft.		40 Supl.ft.																						
500 C. ft.		50 Supl.ft.																						
1	Common Prison	Cells ... ..	...	...	...	...	...	...	...	...	...	...	...	...	...	4	4	...	...	...	Repairs ... 1,083 8 4			
		Barracks with separate sleeping accommodation ...	...	...	...	...	...	...	...	...	...	...	...	...	...	...	...	...	...	...		...	...	
		Do. without do. ...	18	...	...	...	...	...	...	44	8	...	...	...	2	2	6	101	176	...		...	...	
		Total ...	18	...	...	...	...	...	...	44	8	...	...	...	2	2	6	106	180	59		...	1,084	
Total average Population ...		7	...	...	...	...	...	...	18	1	...	...	...	...	19	319	859	29	...	...	...			
2	House of Correction	Cells ... ..	...	...	...	...	...	...	...	...	...	...	...	...	...	...	...	...	...	...	Repairs ... 2,171 12 5			
		Barracks with separate sleeping accommodation ...	...	...	...	...	...	...	...	...	...	...	...	...	...	...	...	...	...	...		...	...	
		Do. without do. ...	20	...	...	...	...	...	...	9	...	...	...	...	...	...	...	107	282	...		...	...	
		Total ...	28	...	...	...	...	...	...	9	...	...	...	...	...	...	...	197	283	38		...	2,172	
Total average Population ...		7	...	...	...	...	...	...	...	12	...	...	...	...	...	273	291	34	...	...	...			
3	Verwarda	Cells ... ..	...	...	...	...	...	...	...	...	...	...	...	...	...	...	...	...	...	...	Additions and alterations... 89 15 6 Repairs ... 2,875 8 11			
		Barracks with separate sleeping accommodation ...	...	...	...	...	...	...	...	...	...	...	...	...	...	...	...	...	...	...		...	...	
		Do. without do. ...	148	20	...	...	...	...	...	17	9	...	...	...	...	...	...	52	332 208	868 454		...	...	...
		Total ...	196	20	20	...	...	...	...	17	9	46	...	...	...	...	...	52	1,124 1,482	1,482		191	...	2,915
Total average Population ...		92	...	105	...	...	...	...	8	1	12	...	...	...	...	22	1,648	1,886	149	...	...			
4	Dholin	Cells ... ..	...	...	...	...	...	...	...	...	...	...	...	...	...	...	...	...	...	...	Repairs ... 1696 3 3			
		Barracks with separate sleeping accommodation ...	...	...	...	...	...	...	...	...	...	...	...	...	...	...	...	...	...	...		...	...	
		Do. without do. ...	8	...	...	...	...	...	...	7	...	...	...	...	...	...	...	...	...	...		...	...	
		Total ...	8	...	35	...	...	...	...	7	4	4	4	...	...	...	...	...	...	...		...	...	1,896
Total average Population ...		8	...	21	...	...	...	...	57	1	...	...	...	...	14	12	286	401	42	...	...			

5	Deccan Gang	Cells ... ..	...	...	...	...	...	...	...	...	...	...	...	...	...	...	...	...		
		Barracks with separate sleeping accommodation ...	...	...	...	...	...	...	...	...	...	...	...	...	...	...	...	...		
		Do. without do. ...	...	...	...	...	...	...	...	...	...	...	...	...	...	...	...	...		
		Total ...	...	...	...	...	...	...	...	...	...	...	...	...	...	...	...			
		Total average Population ...	1	...	...	...	...	...	...	...	...	...	33	386	...	...	...			
6	Bijapur	Cells ... ..	...	...	...	...	...	...	...	...	...	...	...	...	...	...	...	Additions and alterations... Repairs ...	Rs. s. p. 193 0 0 851 0 0	
		Barracks with separate sleeping accommodation ...	...	...	...	...	...	...	...	...	...	...	...	172	173	...	...			...
		Do. without do. ...	18	...	...	...	...	...	...	...	...	...	...	31	63	122	...			...
		Total ...	18	...	...	...	...	...	...	...	...	...	31	285	294	60	...	500		
		Total average Population ...	5	...	...	...	...	...	...	...	...	...	21	323	376	47	...	...		
7	Dhárwār...	Cells ... ..	...	...	...	...	...	...	...	...	...	...	...	...	...	...	...	Additions and alterations... Repairs ...	879 15 11 657 8 0	
		Barracks with separate sleeping accommodation ...	...	...	...	...	...	...	...	...	...	...	...	...	...	...	...			...
		Do. without do. ...	19	3	3	3	...	...	...	...	...	...	...	...	...	...	...			...
		Total ...	19	3	3	3	...	...	...	...	...	...	...	...	...	...	...			
		Total average Population...	3	...	34	...	...	...	...	...	...	...	...	16	400	486	29	...		
8	Kstvár	Cells ... ..	...	...	...	...	...	...	...	...	...	...	...	...	...	...	...	Additions and alterations... Repairs ...	80 10 10 624 10 4	
		Barracks with separate sleeping accommodation ...	...	...	...	...	...	...	...	...	...	...	...	...	...	...	...			...
		Do. without do. ...	19	5	...	...	...	...	...	...	...	...	...	...	...	...	...			...
		Total ...	19	5	...	...	...	...	...	...	...	...	...	...	...	...	...			
		Total average Population ...	1	...	...	...	...	...	...	...	...	...	...	...	1	124	140	306	...	
9	Ratnágiri	Cells ... ..	...	...	...	...	...	...	...	...	...	...	...	...	...	...	...	Repairs ...	236 9 10	
		Barracks with separate sleeping accommodation ...	...	...	...	...	...	...	...	...	...	...	...	...	...	...	...			...
		Do. without do. ...	23	...	5	...	...	...	...	...	...	...	...	...	...	...	...			...
		Total ...	20	...	5	...	...	...	...	...	...	...	...	...	...	...	...			
		Total average Population ...	5	...	7	...	...	...	...	...	...	...	...	...	7	122	143	73	...	
10	Tháms	Cells ... ..	...	...	...	...	...	...	...	...	...	...	...	...	...	...	...	Repairs ...	2,053 8 3	
		Barracks with separate sleeping accommodation ...	...	...	...	...	...	...	...	...	...	...	...	...	...	...	...			...
		Do. without do. ...	52	4	...	...	...	...	...	...	...	...	...	...	...	...	...			...
		Total ...	52	4	...	...	...	...	...	...	...	...	...	...	...	...	...			
		Total average Population ...	36	1	...	...	...	...	...	...	...	...	...	...	7	1	...	...	...	

STATEMENT A—continued.

Serial Number.	2	3	4 5 6 7 8 9 10 11 12 13 14 15 16 17														18	19	20	21			
			NUMBER OF PRISONERS WHO COULD BE ACCOMMODATED ON 31ST DECEMBER 1909 IN THE PART OF THE JAIL DEVOTED TO																		Special area per prisoner in Square Yards in the enclosure (Ward and Workshop) in which the prisoners are ordinarily con-nad.	BEST ON JAIL BUILDINGS DURING THE YEAR.	
			Hospital.		Observation Cells.		Civil Prisoners.		Under-trials.		Europeans.		Juvenile Convicts.	Female Convicts.	Male Convicts.	Grand Total.						Pr. Jail Regt. ment.	By Public Works Department.
			M.	F.	M.	F.	M.	F.	M.	F.	M.	F.											
Name of Jail and Standard of Accommodation.		Description of Accommodation.																					
Fo- Ordinary Prisoner.			Fo- Hospital Prisoner.																				
Not less than			Not less than																				
64' C. ft.		4' 6" Sup. ft.		810 C. ft.		67' Sup. ft.																	
11	Ahmedabad	Cells ... Barracks with separate sleeping accommodation ... Do. without do. ... Total ... Total average Population ...	...	...	...	...	...	...	...	...	7	...	10	12	93	125	...	...	...	Additions and alterations... Repairs ... Rs. s. p. 187 0 0 1,265 11 11			
			26	3	...	...	...	...	20	10	...	...	...	32	704	795	...	...	...				
			26	3	...	...	...	...	20	10	7	...	1	44	800	920	86	...	1,411				
			12	2	...	...	...	...	64	3	...	...	1	84	1,108	1,234	61	...	...				
12	Rajkot	Cells ... Barracks with separate sleeping accommodation ... Do. without do. ... Total ... Total average Population ...	...	...	...	...	...	...	...	...	...	...	...	...	...	...	...	...	...	Repairs ... 180 0 0			
			7	...	...	...	...	...	11	2	...	...	6	8	68	102	...	...	...				
			7	...	...	...	...	...	11	2	...	...	6	8	68	102	98	...	180				
			2	...	...	...	...	...	10	...	...	...	...	4	102	118	84	...	...				
13	Kochi	Cells ... Barracks with separate sleeping accommodation ... Do. without do. ... Total ... Total average Population ...	...	...	...	...	...	...	...	...	...	...	20	...	3	28	...	...	...	Repairs ... 1,263 6 7			
			55	...	24	...	...	...	14	6	21	...	...	28	53	334	...	...	...				
			60	...	24	...	...	...	14	6	21	...	20	28	239	41	122	...	1,263				
			12	1	4	...	...	...	14	...	...	...	1	2	264	340	148	...	...				
14	Hydrabad	Cells ... Barracks with separate sleeping accommodation ... Do. without do. ... Total ... Total average Population ...	...	...	20	4	...	...	...	...	5	...	...	4	60	113	...	...	...	Original works ... Repairs ... 832 3 1 2,178 2 0 3,010 5 1			
			58	4	...	...	...	...	20	10	...	...	12	23	610	752	...	...	...				
			58	4	20	4	...	...	20	10	5	...	12	32	723	866	91	...	3,010				
			13	...	34	...	...	...	62	1	...	...	...	8	947	1,063	71	...	...				

15	Shikarpur	Cells ... ..	...	...	...	...	...	...	...	...	...	...	...	...	27	27	...	...	...	
		Barracks with separate sleeping accommodation ...	...	...	...	...	...	...	...	...	...	...	...	...	...	...	...	...	...	...
		Do. without do. ...	33	2	...	...	...	...	14	5	...	...	...	...	15	287	406	...	...	...
Total ...		88	2	...	...	...	...	14	5	...	...	...	...	15	361	433	99	...	72	
Total average Population ...		10	...	...	...	...	...	17	...	...	...	...	...	4	454	485	83	...	...	
16	Sind Gang	Cells ... ..	...	...	...	...	...	...	...	...	...	...	...	...	...	...	...	...	...	
		Barracks with separate sleeping accommodation ...	...	...	...	...	...	...	...	...	...	...	...	...	...	...	...	...	...	...
		Do. without do. ...	...	...	...	...	...	...	...	...	...	...	...	...	...	...	...	...	...	...
Total ...		...	...	...	...	...	...	...	...	...	...	...	...	...	...	...	...	...	...	
Total average Population ...		7	...	...	...	...	...	...	...	...	...	...	...	...	40	409	...	...	...	
17	Aden	Cells ... ..	...	...	...	...	...	...	...	...	...	...	...	...	21	24	...	...	...	
		Barracks with separate sleeping accommodation ...	...	...	...	...	...	...	...	...	...	...	...	...	...	...	...	...	...	...
		Do. without do. ...	4	...	...	...	...	...	...	...	6	...	...	...	3	46	59	...	...	...
Total ...		4	...	...	...	...	...	...	6	...	...	...	...	3	70	83	248	...	9,36	
Total average Population ...		...	...	...	...	...	...	...	...	...	...	...	...	...	29	29	711	...	...	
Total	Total	Cells ... ..	17	...	40	4	...	...	...	4	104	5	45	42	531	795	...	...	...	
		Barracks with separate sleeping accommodation ...	36	...	35	...	...	...	...	...	...	...	...	...	1,244	1,315	...	...	...	
		Do. without do. ...	436	41	32	3	...	...	197	56	27	2	27	229	8,426	4,626	...	...	...	
Total ...		539	41	107	7	...	...	197	60	131	7	72	371	5,204	6,736	...	...	29,104		
Total average Population ...		24	4	247	...	...	...	322	9	24	...	2	158	7,856	8,920	...	...	...		

Rs. s. p.  
Repairs ... 721 13 4

Original works ... 8,913 0 0  
Repairs ... 467 0 0

STATEMENT B.

Showing the Condition of the Prisoners discharged from the Jails of Bombay during the year 1899.

1 Serial Number.	2 Jails.	3 Number discharged during the year.	4 Number who had neither lost nor gained Weight in Jail.	5 NUMBER WHO HAD GAINED WEIGHT.					6 NUMBER WHO HAD LOST WEIGHT.					7 REMARKS.	8 Serial Number.										
				a. Up to 1 lb.	b. From 1 to 5 lbs.	c. From 5 to 10 lbs.	d. Over 10 lbs.	Total.	a. Up to 1 lb.	b. From 1 to 5 lbs.	c. From 5 to 10 lbs.	d. Over 10 lbs.	Total.												
																NUMBER WHO HAD GAINED WEIGHT.					NUMBER WHO HAD LOST WEIGHT.				
1	Bombay ...	Common Prison ...	3,303	1,850	159	546	162	45	912	149	344	42	6	541	1										
2		House of Correction. { Europeans ...	111	27	11	37	10	3	51	3	16	7	2	28	2										
		... { Natives ...	324	32	23	108	54	29	214	12	43	13	4	78											
3	Deccan ...	Yerrowda ...	1,877	195	132	478	433	353	1,399	80	155	53	15	303	3										
4		Dhulia ...	1,064	132	131	362	151	77	721	71	114	21	5	211	4										
5		Deccan Gang ...	639	28	20	41	45	15	130	39	142	172	128	481	5										
6	Southern Maratha Country.	Bijapur ...	780	47	72	215	151	145	583	29	53	13	5	160	6										
7		Dhárwar ...	704	198	67	184	105	80	436	13	43	12	2	70	7										
8	Konkan ...	Karwar ...	196	42	19	53	26	14	112	14	21	6	1	42	8										
9		Patnógiri ...	207	24	16	76	32	36	160	3	14	4	2	23	9										
10		Thána ...	1,845	258	271	510	270	143	1,194	125	178	62	28	393	10										
11	Gujarát ...	Ahmedabad ...	2,212	608	335	528	286	154	1,303	83	131	56	31	301	11										
12		Rájkot ...	104	16	3	32	30	11	76	...	7	5	...	12	12										
13	Sind ...	Karachi ...	750	185	68	180	54	25	277	79	140	49	20	288	13										
14		Hyderabad ...	1,514	232	113	374	211	19	847	88	220	94	33	435	14										
15		Likárpur ...	1,201	375	213	237	99	35	581	98	97	34	1	222	15										
16		Sind Gang ...	535	28	27	101	56	35	219	31	100	91	66	288	16										
17	Aden ...	Aden ...	108	9	11	33	20	10	74	2	19	3	1	25	17										
		Total ...	17,444	4,286	1,700	4,040	2,198	1,359	9,297	919	1,843.	737	362	3,861											



STATEMENT C.

Showing the Working of the Mark System during the year 1899.

Serial Number.	Jails.	Number released during the year who came out on probation for Induety, but failed to gain remission.	NUMBER OF CONVICTS RELEASED DURING THE YEAR WHO GAINED REMISSION UNDER THE MARK SYSTEM.										MAXIMUM REMISSION IN DAYS GAINED BY ANY CONVICTS RELEASED DURING THE YEAR.										AVERAGE REMISSION GAINED BY THE CONVICTS ENTERED IN COLUMN 4.										Maximum gratuity earned by any Convict released during the year.	Average gratuity earned by the Convicts entered in Column 4.	Remarks.	Serial Number.			
			Sentenced to										Sentenced to										Sentenced to																
			Not exceeding 2 years.	Ditto 3 years.	Ditto 4 years.	Ditto 5 years.	Ditto 6 years.	Ditto 7 years.	Ditto 8 years.	Ditto 9 years.	Ditto 10 years.	Exceeding 10 years.	Not exceeding 2 years.	Ditto 3 years.	Ditto 4 years.	Ditto 5 years.	Ditto 6 years.	Ditto 7 years.	Ditto 8 years.	Ditto 9 years.	Ditto 10 years.	Exceeding 10 years.	Not exceeding 2 years.	Ditto 3 years.	Ditto 4 years.	Ditto 5 years.	Ditto 6 years.	Ditto 7 years.	Ditto 8 years.	Ditto 9 years.	Ditto 10 years.	Exceeding 10 years.							
			One year exactly.	Not exceeding 2 years.	Ditto 3 years.	Ditto 4 years.	Ditto 5 years.	Ditto 6 years.	Ditto 7 years.	Ditto 8 years.	Ditto 9 years.	Ditto 10 years.	Exceeding 10 years.	One year exactly.	Not exceeding 2 years.	Ditto 3 years.	Ditto 4 years.	Ditto 5 years.	Ditto 6 years.	Ditto 7 years.	Ditto 8 years.	Ditto 9 years.	Ditto 10 years.	Exceeding 10 years.	One year exactly.	Not exceeding 2 years.	Ditto 3 years.	Ditto 4 years.	Ditto 5 years.	Ditto 6 years.	Ditto 7 years.	Ditto 8 years.					Ditto 9 years.	Ditto 10 years.	Exceeding 10 years.
1	Common Prison	...	14	3	3	1	...	1	...	...	28	67	109	65	123	...	280	...	...	...	...	24	60	84	85	123	...	280	...	...	...	...	Rs. a.	Rs. a.	1				
2	House of Correction	...	53	61	9	5	...	...	...	...	30	70	91	225	178	...	286	...	...	...	...	24	43	69	166	147	...	243	...	...	...	...	13 5	7 3	2				
3	Ferozda	...	11	133	153	99	27	46	8	39	7	...	...	...	...	...	...	...	...	...	...	29	46	96	117	128	...	...	...	...	...	...	21 12	5 4	3				
4	Dhulia	...	...	4	9	2	5	...	...	...	...	...	...	...	...	...	...	...	...	...	...	29	46	96	117	128	...	...	...	...	...	...	11 2	4 4	4				
5	Deccan Gang	...	1	104	94	24	5	...	...	...	1	34	64	155	101	133	201	168	171	...	...	473	25	43	67	88	132	165	168	171	...	...	472	16 9	3 15	5			
6	Bijapur	...	...	21	52	13	2	...	...	...	...	85	76	108	155	174	...	258	...	338	...	...	28	63	86	138	174	...	218	...	160	...	...	29 15	4 3	6			
7	Dhārwār	...	...	25	16	4	2	...	...	...	...	37	61	88	127	167	...	219	...	...	...	...	30	42	80	126	146	...	213	...	...	...	...	13 8	3 13	7			
8	Kārwār	...	...	11	3	1	1	...	...	...	...	28	52	63	99	66	...	...	...	...	...	...	25	51	63	99	155	...	...	...	...	...	...	7 4	3 0	8			
9	Ratnagiri	...	...	3	38	6	1	...	...	...	...	33	76	101	130	214	...	...	...	...	...	...	28	44	77	130	108	...	...	...	...	...	...	33 8	4 11	9			
10	Tāna	...	1	78	36	23	4	14	...	1	...	38	102	102	153	179	...	178	...	...	...	377	26	43	72	117	150	...	178	...	340	...	222	278	58 1	9 2	10		
11	Ahmedabad	...	...	68	98	28	23	11	5	10	...	1	27	55	103	113	168	179	277	...	...	535	378	24	37	60	94	119	100	195	...	...	222	278	58 1	9 2	11		
12	Rājkot	...	...	4	13	3	1	...	...	...	...	29	66	53	191	261	...	...	...	...	...	...	25	51	61	101	206	...	...	...	...	...	...	29 9	7 15	12			
13	Karachi	...	...	15	12	5	...	...	...	...	...	37	36	105	...	200	66	299	172	...	...	...	23	43	81	...	133	49	201	172	...	...	...	26 5	7 10	13			
14	Hyderabad	...	1	33	36	6	9	5	7	3	...	36	78	166	139	175	249	293	225	...	...	377	...	25	43	67	89	130	194	235	213	...	277	...	27 8	6 5	14		
15	Shikārpur	...	...	23	23	3	5	...	1	...	...	35	110	93	117	334	...	303	...	...	...	...	30	67	77	102	153	...	203	...	...	...	...	34 10	4 5	15			
16	Sind Gang	...	...	51	113	16	16	...	1	4	...	...	...	...	...	...	...	...	...	...	...	...	21	37	63	108	129	144	173	...	259	...	...	24 3	5 4	16			
17	Adan	...	...	5	6	1	...	...	...	...	...	36	46	72	...	...	...	...	...	...	...	...	27	44	72	...	...	...	...	...	...	...	...	...	...	...	17		
Total, Prisons		...	21	645	783	246	105	119	25	73	11	3	20	6	37	110	166	226	261	246	299	239	338	525	473	26	45	74	116	142	135	205	186	214	283	348	58 1	5 7	
Subsidiary Jails		...	...	1	3	2	1	5	...	3	1	...	...	...	...	...	...	...	...	...	...	...	...	...	...	...	...	...	...	...	...	...	...	...	...	...	28 13	11 5	

Convict Officers who are placed gratuity in this Presidency and column 8 is filled in accordingly.

APPENDIX D.

Statement showing the nature of the Crimes for which Convicts are imprisoned.

Serial Number.	1			3																4			Serial Number.						
	Section of Penal Code classified.			CONVICTS ADMITTED TO PRISONS AND JAILS DURING THE YEAR 1899 UNDER SENTENCE NOT EXCEEDING																Total.									
	Chapter of Penal Code.	Sections.	Nature of Offences.	A.		B.		C.		D.		E.		F.		G.		H.		I.				J.					
				One month.		Above one and not exceeding three months.		Above three and not exceeding six months.		Above six and not exceeding one year.		Above one year and not exceeding two years.		Above two years and not exceeding five years.		Above five years and not exceeding ten years.		Exceeding ten years.		Sentenced to transportation beyond Seas.				Sentenced to death.					
																			A.		B.								
																				For life.		For a term.							
				M.	F.	M.	F.	M.	F.	M.	F.	M.	F.	M.	F.	M.	F.	M.	F.	M.	F.	M.	F.	M.	F.	M.	F.	Total.	
1	VI	All Sections	Offences against the State— Prisons ... .. Subordinate Jails ... .. Total ... ..																								1		
2	VII	Do.	Offences relating to the Army and Navy— Prisons ... .. Subordinate Jails ... .. Total ... ..	18		48		22		5		1														89	89	2	
3	VIII	Do.	Offences against public tranquility— Prisons ... .. Subordinate Jails ... .. Total ... ..	50	3	57		60		19		21		1		1										209	3	212	3
4	IX	162, 163, 170 and 171.	Offences by others relating to public servants— Prisons ... .. Subordinate Jails ... .. Total ... ..	12		8		8		3		2														33		33	4
5	IX	All other Sections.	Offences by public servants— Prisons ... .. Subordinate Jails ... .. Total ... ..	8		1		1																		10		10	6
				21		4																				25		25	
				29		5		1																		35		35	

77



APPENDIX D—continued.

1	2			3																4			5				
Serial Number.	Section of Penal Code classified.			CONVICTS ADMITTED TO PRISONS AND JAILS DURING THE YEAR 1899 UNDER SENTENCE NOT EXCEEDING																Total.			Serial Number.				
	Chapter of Penal Code.	Sections.	Nature of Offences.	A. One month.	B. Above one and not exceeding three months.		C. Above three and not exceeding six months.		D. Above six and not exceeding one year.		E. Above one year and not exceeding two years.		F. Above two years and not exceeding five years.		G. Above five years and not exceeding ten years.		H. Exceeding ten years.		I. Sentenced to transportation beyond Seas					J. Sentenced to death.			
					A. For life.				B. For a term.																		
				M.	F.	M.	F.	M.	F.	M.	F.	M.	F.	M.	F.	M.	F.	M.	F.	M.	F.	M.		F.	M.	F.	Total.
				14	XII	241 to 254	Lighter offences relating to coin— Prisons ... .. Subordinate Jails ... .. Total ... ..	7	...	7	...	4	...	14	...	8	...	2	...	...	...	...		...	...	...	...
16	XII	All other Sections.	Graver offences relating to coin and stamps— Prisons ... .. Subordinate Jails ... .. Total ... ..	1	...	1	...	3	...	1	...	2	...	...	...	...	...	...	...	...	...	...	7	...	7		
16	XIII	All Sections	Offences relating to weights and measures— Prisons ... .. Subordinate Jails ... .. Total ... ..	...	...	...	...	...	...	...	...	...	...	...	...	...	...	...	...	...	...	...	...	...	...		
17	XIV	260 to 289	Offences affecting the public health and safety— Prisons ... .. Subordinate Jails ... .. Total ... ..	5	...	2	...	...	...	...	...	...	...	...	...	...	...	...	...	...	...	...	7	...	7		
18	XIV	290 and 291	Nuisances— Prisons ... .. Subordinate Jails ... .. Total ... ..	8	1	4	...	...	...	...	...	...	...	...	...	...	...	...	...	...	...	...	12	1	13		
19	XIV	292 to 294 A	Obscene books and lotteries— Prisons ... .. Subordinate Jails ... .. Total ... ..	1	...	1	...	...	...	...	...	...	...	...	...	...	...	...	...	...	...	...	1	...	1		

20	XV	All Sections	Offences relating to Religion— Prisons ... .. Subordinate Jails ... .. Total ... ..	...	...	2	...	1	...	...	...	...	...	...	...	...	...	...	...	...	3	...	3	20			
21	XVI	302, 303 and 307.	Murder and attempt to murder— Prisons ... .. Subordinate Jails ... .. Total ... ..	...	...	...	...	4	1	2	1	14	3	15	...	...	92	17	3	...	60	...	190	22	212	21	
22	XVI	304, 304A, 305, 306 and 309.	Culpable homicide and attempt to commit the same and abetting suicide— Prisons ... .. Subordinate Jails ... .. Total ... ..	1	...	6	...	4	...	3	...	14	...	30	1	38	...	...	5	...	5	...	106	1	107	22	
23	XVI	309	Attempt to commit suicide— Prisons ... .. Subordinate Jails ... .. Total ... ..	12	9	3	4	3	2	...	...	...	...	...	...	...	...	...	...	...	...	...	18	15	83	23	
24	XVI	311	Being a thug— Prisons ... .. Subordinate Jails ... .. Total ... ..	9	13	...	1	...	...	...	...	...	...	...	...	...	...	...	...	...	...	...	9	14	23	24	
25	XVI	312 to 313	Causing miscarriage, exposing children and concealment of birth of child— Prisons ... .. Subordinate Jails ... .. Total ... ..	1	7	...	5	...	14	...	4	2	2	...	3	...	...	...	...	...	...	...	3	35	38	25	
26	XVI	323, 334, 335 and 355.	Hurt and assault with or without provocation— Prisons ... .. Subordinate Jails ... .. Total ... ..	65	12	101	2	41	1	27	...	9	...	5	...	1	...	...	...	...	...	...	449	16	464	26	
27	XVI	324, 333, 335 to 335.	Aggravated cases of hurt, all cases of grievous hurt, and doing acts dangerous to human life— Prisons ... .. Subordinate Jails ... .. Total ... ..	62	1	79	...	78	4	66	2	63	...	37	3	18	1	2	...	6	...	2	...	413	11	424	27
				17	1	18	...	4	...	11	...	2	...	...	...	...	...	...	...	...	...	47	1	48			
				79	2	92	...	82	4	77	2	65	...	37	3	18	1	2	...	6	...	2	...	460	12	472	

APPENDIX D—continued.

1 Serial Number.	2 Section of Penal Code classified. Chapter of Penal Code. Sections. Nature of Offences.			3 CONVICTS ADMITTED TO PRISONS AND JAILS DURING THE YEAR 1899 UNDER SENTENCES NOT EXCEEDING																4 Total.			5 Serial Number.	
				A.	B.		C.		D.		E.		F.		G.		H.		I.					J.
	One month.	Above one and not exceeding three months.			Above three and not exceeding six months.		Above six and not exceeding one year.		Above one year and not exceeding two years.		Above two years and not exceeding five years.		Above five years and not exceeding ten years.		Exceeding ten years.		Sentenced to transportation beyond Seas.				Sentenced to death.			
																		A.		B.				
																			For life.		For a term.			
				M.	F.	M.	F.	M.	F.	M.	F.	M.	F.	M.	F.	M.	F.	M.	F.	M.	F.	M.	F.	Total.
28	XVI	341 to 348	Wrongful restraint and confinement— Prisons ... Subordinate Jails ... Total ...	3 5	1	6 3	1	1	1	1	1	1	1	1	1	1	1	1	1	1	1	1	10 11 21	
29	XVI	358 to 367	Aggravated assault— Prisons ... Subordinate Jails ... Total ...	29 44	1	38 28	1	23 3	5 2	5	5	5	5	5	5	5	5	5	5	5	5	5	102 72 174	
30	XVI	368 to 373	Kidnaping, abduction, selling minor to slavery— Prisons ... Subordinate Jails ... Total ...	1 1	1	7 1	8 1	3 3	10 10	3 3	6 6	2 2	5 5	5 5	5 5	5 5	5 5	5 5	5 5	5 5	5 5	5 5	48 1 49	
31	XVI	374	Unlawful compulsory labour— Prisons ... Subordinate Jails ... Total ...	...	...	...	...	...	...	...	...	...	...	...	...	...	...	...	...	...	...	...	...	
32	XVI	376	Rape— Prisons ... Subordinate Jails ... Total ...	...	...	1 1	1 1	...	...	5 5	11 11	...	8 8	...	...	...	...	1 1	...	...	...	...	22 22 22	
33	XVI	377	Unnatural offences— Prisons ... Subordinate Jails ... Total ...	...	...	...	...	1 1	3 3	2 2	...	...	...	...	...	...	...	...	...	...	...	...	6 6 6	



APPENDIX D—concluded.

1 Serial Number.	2 Section of Penal Code classified.  Chapter of Penal Code.      Sections.      Nature of offences.			3 CONVICTS ADMITTED TO PRISONS AND JAILS DURING THE YEAR 1890 UNDER SENTENCE NOT EXCEEDING																				4 Total.  M.    F.    Total.			Social Number.			
				A.		B.		C.		D.		E.		F.		G.		H.		I.								J.		
				One month.		Above one and not exceeding three months.		Above three and not exceeding six months.		Above six months and not exceeding one year.		Above one year and not exceeding two years.		Above two years and not exceeding five years.		Above five years and not exceeding ten years.		Exceeding ten years.		Sentenced to transportation beyond seas.								Sentenced to Death.		
																				A.      B.										
																				For life.      For a term.										
																		M.    F.    M.    F.    M.    F.    M.    F.												
43	XVII	421 to 424	Fraudulent deeds and distribution of property— Prisons Subordinate Jails Total						3		2															5		5	43	
44	XVII	426 to 440	Mischief— Prisons Subordinate Jails Total	69	94	1	94	28	10	1	12	2					6		1							310	2	312	44	
				65	93		9	1																		168		169		
				139	187	1	109	24	10	1	12	2					6		1							478	2	480		
45	XVII	447 and 448	Simple trespass and house trespass— Prisons Subordinate Jails Total	53	1	23	19	11	3		1	1														170	1	171	45	
				50	4	10																				69	4	73		
				112	5	33	19	11	3		1	1														179	5	184		
46	XVII	449, 450, 459 and 460.	House-breaking in order to commit offences punishable with death or imprisonment for life, and causing death or grievous hurt in house-breaking— Prisons Subordinate Jails Total	10	26	22	10	7	2		3															80		80	46	
				1	21																					22		23		
				11	47	22	10	7	2		3															102		102		
47	XVII	451 to 458	House-breaking and house-trespass— Prisons Subordinate Jails Total	116	11	296	4	507	11	260	2	170		46	1	9											1,897	29	1,926	47
				88	6	198	7	26		4																265	13	278		
				203	17	494	11	264	11	264	2	170		46	1	9										1,952	42	1,994		
																											6		6	





## APPENDIX E.

*Statement showing the names of the Superintendents who were in charge of the Prisons in the Bombay Presidency, as well as the names of the Jailors during the year 1899.*

No.	Prisons.	Names of Officers in charge of Prisons.	Names of Jailors.
1	Common Prison ...	Mr. A. G. Mackenzie ...	Mr. Bhagwantrao Sadashiv Sao.
2	House of Correction.	Mr. C. N. Hall ...	Mr. W. E. Butler.
3	Yerrowda ...	Captains J. Jackson, M.B., I.M.S., and T. Jackson, M.B., I.M.S.	Mr. C. H. Brierly.
4	Dhulia ...	Lieutenant-Colonel K. A. Dalal, M.B., C.M.	Mr. Thomas Cabral.
5	Deccan Gang ...	Mr. J. L. Taylor ...	.....
6	Bijapur ...	Assistant Surgeon J. F. Gonsalves, L.M., and Dr. J. H. Horton.	Mr. Kaikhusru Mancherji.
7	Dhárwár ...	Major W. A. Corkery, I.M.S.	Mr. J. D. Gabriel.
8	Kárwár ...	Assistant Surgeon G. G. Bhopardikar ...	Mr. J. P. Rasquinho.
9	Ratnágiri ...	Lieutenant-Colonel K. B. Kirtikar ...	Mr. Ganesh Sadashiv Bhide.
10	Thána ...	Mr. W. W. Wellis and Ráo Bahádur Anna Gopal Kotwal.	.....
11	Ahmedabad ...	Mr. W. T. Pegge ...	Mr. Fransukbram Dhirajram.
12	Rájkot ...	Major W. H. Burke, M.B., I.M.S.; Assistant Surgeon J. E. Bocarro, and Lieutenant J. E. Robinson, I.M.S.	Mr. Achratlal Purshotamdas.
13	Karáchi ...	Mr. D. Solomon ...	.....
14	Hyderabad ...	Captain Thomas Jackson, M.B., I.M.S., and Mr. H. A. Hall.	Mr. Gurmukhdas Choitram.
15	Shikárpur ...	Assistant Surgeon Mulchand Gangaram.	Mr. I. Solomon.
16	Sind Gang ...	Assistant Surgeon Dorabsha Edulji Kothawala, L. M. & S.	Mr. Dewandass Mayaram.
17	Aden ...	Major J. W. T. Anderson, I.M.S.	Mr. T. J. Reed.